B-LINE SERIES

Fastener Solutions Catalog



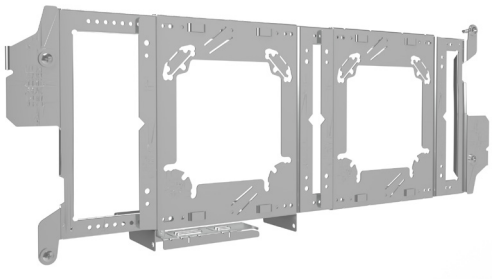





EATON

Powering Business Worldwide

NOTICE

Eaton reserves the right to change the specifications, materials, equipment, prices or the availability of products at any time without prior notice. While every effort has been made to assure the accuracy of information contained in this catalog at the time of publication, we are not responsible for inaccuracies resulting from undetected errors or omissions.

Improving efficiency during installation with maximum return on investment.

An application is only as strong as its support systems. It's not only important to have reliable power, but determining how that power is distributed – whether in commercial, industrial or data center applications – is critical for efficiency. We continue to be the brand for systems that effectively protect, connect and enclose engineered facility subsystems, keeping your processes running and costs down. From cable tray systems and strut systems to spring steel fastener solutions, the B-Line series business is focused on innovative solutions.

Within this Fastener catalog, you will find several innovative, time-saving solutions that help drive your bottom line.

BBT series telescoping brackets

With an auto-height adjustment, the rigid BBT-HF telescoping bracket is quick and easy to install. Simply slide the bracket to the width required, snap both ends of the bracket to the stud and secure with screws. For studs wider than 1⅜", utilize the BBT-WF and for stud widths 9¼" - 16½", use the BBT-16.







Ruff-IN prefabricated assemblies

Ruff-IN is our extensive portfolio of innovative, pre-fabricated in-wall and overhead electrical assemblies. Available in multiple tiers, from simple assemblies to a complete engineered solution for a project.

KwikWire hanging system

The KwikWire™ Hanging System is a flexible indoor replacement for jack chain and all thread rod that will help reduce your hanging time. Installing up to 50% faster, this solution can quickly wrap around beams with no drilling required.







BB38D conduit support

The redesigned, larger capacity conduit support attaches ½" to 1" EMT or MC/AC or flexible conduit to metal or wood studs. The BB38D eliminates the need for offset bending of conduit and allows cables to be positioned a min. of 1¼" from stud face, as required by NEC Article 300.4(D).

Telescoping box mounting bracket

Completely adjustable, this bracket fits a wide range of stud spacings and serves as a mount for a variety of outlet boxes. The center groove design offers increased strength and rigidity.



⚠CAUTION ***Do not use Eaton B-Line series fasteners outdoors or in corrosive environments. Proper application of each fastener is shown in this catalog and on the installation sheet inside each carton. Failure due to improper installation may cause harm to personnel and/or property. Allowable loads shown apply to the fastener only and do not account for the structure, which supports the fastener. Flanges, wires and rods used with these fasteners must meet A.I.S.I. standards. To improve personal safety on the jobsite, always observe all federal and local safety regulations.***

Table of Contents

Introduction 1

Table of Contents 2

Pictorial Index 3-7

Part Numbering Guide 8

Materials 9

Ruff-IN Prefabricated Solutions 10-31

Wall Studs 33-48

Conduit & Cable 49-66

Acoustical Tee 67-78

Beams 79-90

Hangers 91-106

Lathers Channel 107-109

Communication & Low Voltage 111-128

KwikWire Hangers 129-131

Accessories 132-134

Anchors 135-151

Reference Data 152-153

Alphanumeric Index 155-160

⚠CAUTION

CAUTION indicates a hazardous situation which, if not avoided, could result in minor or moderate injury.

NOTICE

Eaton reserves the right to change the specifications, materials, equipment, prices or the availability of products at any time without prior notice. While every effort has been made to assure the accuracy of information contained in this catalog at the time of publication, we are not responsible for inaccuracies resulting from undetected errors or omissions.

Ruff-IN Prefabricated Solutions





















Wall Studs

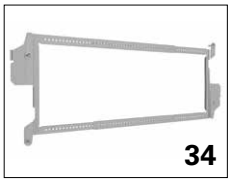





















































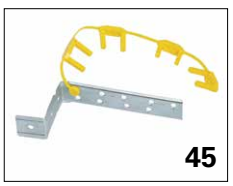





Pictorial Index

Conduit & Cable





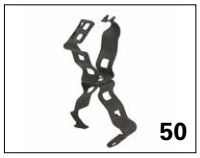









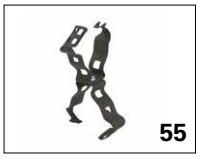























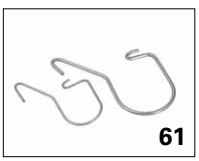

















Acoustical Tee





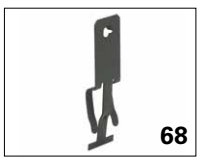





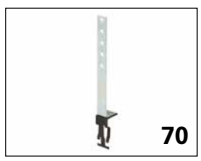













Beams





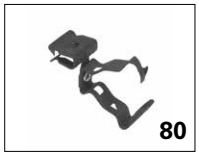















































Hangers











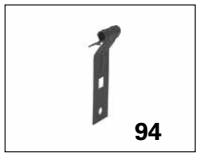





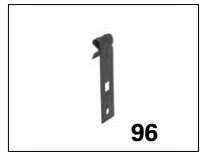











Pictorial Index

Lathers Channel













Communication & Low Voltage



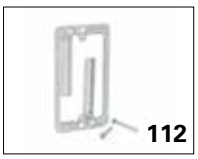

































































Accessories





















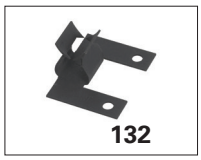









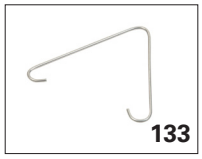











Anchors







































Fastener Part Numbering Guide

This part numbering guide can be used to quickly translate our part numbers into meaningful data.

BG - 8-12 - 4T

Family	Size	Suffix
A Series - Anchors	Based on 16th	AS - Anchor Strap
* B Series - Pipe Strap	of an inch	BL - Equipment Blue
BA - Acoustical Tee Component	1 - 1/16"	BN - Brass Nut
BB - Box Attachment	2 - 1/8"	BR - Brown
BC - Beam Clamp	4 - 1/4"	BW - Bright White
* BCH - Cable Hook	5 - 5/16"	CW - Computer White
* BCS/BES - Conduit Spacer	6 - 3/8"	D - Deep Box
BD - Deck Attachment	8 - 1/2"	FB - Flat Black
* BE - Edge Attachment	9 - 9/16"	GR - Green
BF - Flange Attachment	12 - 3/4"	H- Hanger
* BG - Guide-Rite™ Fastener	16 - 1"	LH - Less Hardware
BH - Hanger Attachment	20 - 1 1/4"	LN - Less Nut
BK - KwikWire™ System	24 - 1 1/2"	LS - Less Stud
BL - Conduit Hangers (mini's)	32 - 2"	OR - Orange
BM - Miscellaneous	64 - 4"	R - Right Angle
BN - Push Nuts		RR - Regal Red
* BP - Push Type Fasteners		S - Stud
* BPC - Break Apart Straps		T - Threaded
* BR - Bridle Rings		TG - Telco Gray
BRC - Cable Fastener		W - White
* BRS - Bridle Ring Saddle		WBN - White /Brass Nut
BT - Installation Tools		WN - Wing Nut
* BU - Universal Beam Attachment		YL - Safety Yellow
BW - Bat Wing Fastener		4T - 1/4" Thread Imp.
BX - FMC Support		

* The data in the size column only applies to these product families.

BG - 8-12 - 4T

Guide-Rite™ Fastener	1/2" & 3/4" Conduit	1/4" Thread Impression

Read safety/installation instruction sheets in packages before use.
These products are designed for positioning only. No load rating.

Quality Assurance

At Eaton, we follow an established quality program in which raw material and finished products are sampled, inspected and tested by certified inspectors to assure that all applicable standards are met. Our fasteners are manufactured in controlled lots and each part is identified by a lot number stamped into the part. This number allows us to track each step of the manufacturing process including raw material, die set-up, heat treating, and finishing. Samples are tested to verify correct hardness, corrosion resistance and load carrying capacity.

Materials and Finishes

Steel	Specification
High Carbon Cold Rolled	ASTM A684, AISI 1055
Electrolytic Zinc Coated	ASTM A591
Pre-galvanized	ASTM A653

Finish	Specification
Zinc-Phosphate	MIL-P-16232 Type Z
Electro-galvanized Zinc	ASTM B633
Pre-galvanized Zinc	ASTM A653, G90
Gloss White Paint	Acrylic Enamel

B-Line series fasteners are manufactured from spheroidized annealed high carbon cold rolled steel (ASTM A684, AISI 1055). Mild steel fasteners are manufactured from electrolytic zinc coated steel (ASTM A591) or pre-galvanized steel (ASTM A563). Electrolytic zinc coated and pre-galvanized steel is produced by coating coils of sheet steel with zinc at the mills. These coils are then slit to size and fabricated into B-Line series products. B-Line series spring steel fasteners are then heat treated to make the steel hard and give the parts their spring quality and strength. The hardness for a given fastener depends on the required load carrying capacity and the application. Spring steel fasteners then receive a coating (at least 1000 milligrams of zinc phosphate per square foot) of sealant impregnated zinc phosphate. This type of coating was commercially developed by industry to inhibit oxidation of ferrous metals for up to 72 hours in a specified salt fog atmosphere. As applied to its fasteners, Eaton rates this coating for 30 hours when salt fog tested per ASTM B-117. Some standard fasteners have a gloss white acrylic enamel applied over the zinc phosphate finish for an enhanced appearance that compliments white ceiling grids. Although rust resistant, B-Line series spring steel fasteners should be used only indoors and in non-corrosive environments.

Electro-galvanized zinc, also known as zinc plated or electroplated, is the process by which a coating of zinc is deposited on the steel by electrolysis from a bath of zinc salts. The coating is pure zinc and is mechanically bonded to the steel. A maximum of .5 mils of zinc can be applied by this method.

When exposed to air and moisture, zinc forms a tough, adherent, protective film consisting of a mixture of zinc oxides, hydroxides, and carbonates. This film is in itself a barrier coating which slows subsequent corrosive attack of the zinc. This coating is usually recommended for indoor use in relatively dry areas.

Pre-galvanized steel is produced by coating coils of sheet steel with zinc by continuously rolling the material through molten zinc at the mills. This is also known as mill galvanized or hot-dip mill galvanized. These coils are then slit to size and fabricated into B-Line series products. The G60 specification calls for a coating of .90 ounces of zinc per square foot on each side of the sheet.

During fabrication, cut edges and welded areas are not normally zinc coated; however, the zinc near the uncoated metal becomes a sacrificial anode to protect the bare areas after a short period of time. Pre-galvanized steel is recommended for indoor use in dry areas.

Load Data

The design load ratings for B-Line series fasteners are specified in this catalog as static load capacity or ultimate static load capacity. By definition, the listed static load capacity has a safety factor of three (3.0); the listed ultimate static load capacity has no safety factor. In either case, these stated loads are not to be exceeded, and loads should be applied only as depicted in the catalog and/or instruction sheets. The load capacity of a fastener having more than one component is equal to the load capacity of the lowest rated component.

Fasteners having no load ratings are designed for proper placement of boxes, conduit, etc., and not for supporting loads.

Eaton's B-Line series fasteners are for use with support members, such as angle iron, bar joists, beams, columns, flanges, purlins and wires that comply with the applicable AISI standards. Our fasteners are also used with threaded rod that complies with the applicable AISI standards.

Read safety/installation instruction sheets in packages before use.
These products are designed for positioning only. No load rating.

Ruff-IN your way!

Ruff-IN is available in multiple tiers, from simple assemblies to a complete engineered solution for a project. Choose the Ruff-IN solution below that best fits your needs job-by-job, or drive toward a standard solution. Contact our team for guidance toward the solution that best fits your project.

1. Ruff-IN Made-to-Stock - standard assemblies

- Our most common and popular pre-fab assemblies
- Helps reduce material management costs and eliminate assembly for all your work
- Factory assembled and available for immediate shipment from stock



If you're building assemblies yourself, consider our pre-fab optimized components like Quick-Lok™ and BBT series brackets.

2. Ruff-IN Made-to-Order - configured assemblies

- Configured according to your specific project type and schedule, optimizing labor usage and maximizing installation speed
- Assembled from our extensive line of brackets, boxes, plaster rings, wiring devices, push-in connectors, cable leads, and other branch wiring accessories
- When you establish standard assemblies, your MTO assemblies become your standard, and we'll work with distributors to stock them for you



3. Ruff-IN Engineered-to-Order - fully engineered solutions

- Complete turnkey solution that begins with a free takeoff based on the construction documents. When a PO is awarded, a complete Revit model will be created to design the pre-fab solution.
- Revit model can be shared to help with trade coordination and serves as owner-as-built drawing once completed.
- Fully engineered to the project requirements using a 15+ year proven system, delivering a fast and consistent installation to optimize labor.
- Ideal for highly repetitive projects like apartments, dormitories and hotels.



Read safety/installation instruction sheets in packages before use.
These products are designed for positioning only. No load rating.

For more information, contact your local Crouse-Hinds series representative or visit Eaton.com/Ruff-IN.

1. Ruff-IN Made-to-Stock - standard assemblies



TP403PF



TP403G



TP404PF



TP404G



PFTWFA 4Q1075



PFTWFA 4Q10275



PFTWFA 4Q10AR58



PFTWFA 4Q102AR



PFTA4 4Q1075



PFTA4 4Q10275



PFTA4 4Q10AR58



PFTA4 4Q102AR

Catalog #	EAN/UPC code	Description
TP403PF	3078618900028	4" square X 2-1/8" D. box with ground pigtail
TP403G	3078618980403	4" square X 2-1/8" D. box with ground screw installed
TP404PF	3078618900027	4" square X 1-1/2" D. box with ground pigtail
TP404G	3066227901861	4" square X 1-1/2" D. box with ground screw installed
PFTWFA 4Q1075	3066227919215	BBT-WF + BBA - 14.5" - 25" telescoping open bracket w/ alignment plate + TP4Q10PF - 4" SQ. X 2-1/8" D. box with Quick-Lok connector and ground pigtail + TP486 - 3/4" raised single gang
PFTWFA 4Q10275	3066227919216	BBT-WF + BBA - 14.5" - 25" telescoping open bracket w/ alignment plate + TP4Q10PF - 4" SQ. X 2-1/8" D. box w/ Quick-Lok connector and ground pigtail + TP500 - 3/4" raised two gang
PFTWFA 4Q10AR58	3066227919217	BBT-WF + BBA - 14.5" - 25" telescoping open bracket w/ alignment plate + TP4Q10PF - 4" SQ. X 2-1/8" D. box w/ Quick-Lok connector and ground pigtail + ARM158 - adjustable depth single gang
PFTWFA 4Q102AR	3066227919218	BBT-WF + BBA - 14.5" - 25" telescoping open bracket w/ alignment plate + TP4Q10PF - 4" SQ. X 2-1/8" D. Box w/ Quick-Lok connector and ground pigtail + AMR2 - adjustable depth two gang
PFTA4 4Q1075	3066227918264	BBA-4 - double sided stud mount bracket w/ backside support + TP4Q10PF - 4" SQ. X 2-1/8" D. box w/ Quick-Lok connector and ground pigtail + TP486 - 3/4" raised single gang
PFTA4 4Q10275	3066227712612	BBA-4 - double sided stud mount bracket w/ backside support + TP4Q10PF - 4" SQ. X 2-1/8" D. box w/ Quick-Lok connector and ground pigtail + TP500 - 3/4" raised two gang
PFTA4 4Q10AR58	3066227919224	BBA-4 - double sided stud mount bracket w/ backside support + TP4Q10PF - 4" SQ. X 2-1/8" D. box w/ Quick-Lok connector and ground pigtail + ARM158 - adjustable depth single gang
PFTA4 4Q102AR	3066227918263	BBA-4 - double sided stud mount bracket w/ backside support + TP4Q10PF - 4" SQ. X 2-1/8" D. box w/ Quick-Lok connector and ground pigtail + AMR2 - adjustable depth two gang

Read safety/installation instruction sheets in packages before use.
These products are designed for positioning only. No load rating.

For more information, contact your local Crouse-Hinds series representative or visit Eaton.com/Ruff-IN.

2. Made-to-Order assemblies

Catalog numbering system for Ruff-IN assembly configurations



Part number example

PFTHFA-4Q10ARC20DTRW

PF THFA — 4Q10 AR C 20 D TR W

Series

PF	Ruff-IN

Bracket style

H3	BB423 single sided bracket for 2½" & 3½" studs
H6	BB46 single sided for 6" studs
TA	BBA alignment plate compatible with BBT-HF telescoping bracket, no backside support
TA4	BBA-4 double sided bracket compatible with BBT-HF telescoping bracket, with backside support for 2½" though 6" studs
THFA	BBT-HF hands-free telescoping open bracket for 14½" - 25" stud spacing with BBA box mount
TWFA	BBT-WF wide flange telescoping open bracket for 14½" - 25" stud spacing with BBA box mount
16T	BB2-16T (new) telescoping slider bracket for 16" stud spacing
24T	BB2-24T (new) telescoping slider bracket for 16" stud spacing
18FM	BBF18 floor mount bracket 18" on center
S	BB2TS box slider for BB2 bracket
C	BB2TSC box clip for BB2 bracket
3MM	BB816 3 hole multiple mount bracket for 24" stud spacing
4MM	BB824 4 hole multiple mount bracket for 24" stud spacing
16BO	BB716 open mount bracket for 16" stud spacing
24BO	BB724 open mount bracket for 24" stud spacing
BH24	BA50 T-bar (for 1 1/2 deep boxes)
X	No bracket included

Box style

4D	TP403 4 SQ 2 1/8" deep box ½" & ¾" KO
4S	TP404 4 SQ 1 1/2" deep box ½" & ¾" KO
432	TP432 4 SQ 2 1/8" deep box ¾" KO
4Q10	TP4Q10 Quick-Lok 4 SQ 2 1/8" deep box with (2) cable entries on top
4Q10M	TP4Q10M Quick-Lok 4 SQ 2 1/8" deep box with (2) cable entries on top and double sided bracket
5Q20	TP5Q20 Quick-Lok 4 11/16" SQ 2 1/8" deep box with (4) cable entries on top
436	TP436 4 SQ 2 1/8" deep box 1 KO
431	TP431 4 SQ 2 1/8" deep box ½ & ¾" KO with AC/MC clamps in each end
5D	TP525 4 11/16" welded 2 1/8" deep box ½" & ¾" KO
560	TP560 4 11/16" drawn 2 1/8 deep box 1" KO
562	TP562 4 11/16" drawn 2 1/8 deep box 1¼" KO
278	TP278 4" 1½" deep octagon box ½" & ¾" KO
292	TP292 4" 2 1/8" deep octagon box ½" & ¾" KO

Box ground wire

BLANK	Solid
A	Stranded
N	None

Mud ring depth and gang

50	TP484 ½" raised 1 gang
58	TP489 5/8" raised 1 gang
75	TP486 ¾" raised 1 gang
100	TP488 1" raised 1 gang
125	TP490 1¼" raised 1 gang
250	TP498 ½" raised 2 gang
258	TP499 5/8" raised 2 gang
275	TP500 ¾" raised 2 gang
2100	TP502 1" raised 2 gang
2125	TP501 1¼" raised 2 gang
AR	AMR1 adj ¾" to 1-½" raised, 1 gang
AR58	AMR158 adj 5/8" to 1-¼" raised, 1 gang
2AR	AMR2 adj 5/8" to 1-½" raised, 2 gang
3AR	AMR3 adj ¾" to 1-½" raised, 3 gang

If no device is required, catalog number is complete after mud ring step. Catalog number reflects 4" mud rings. For 4-11/16" mud rings, see Eaton.com.

Device style

BLANK	Standard
D	Decora

Device amperage

15	15A
20	20A

Device type

D	Duplex receptacle
U	Duplex receptacle/ USB
SP	Single pole
G	GFCI
3W	Three way switch

Tamper resistant

BLANK	Non-tamper resistant
TR	Tamper resistant

Device color

V	Ivory
W	White
R	Red
LA	Light almond

Receptacle ground orientation

BLANK	Up
DN	Down

Device grade

BLANK	No device
C	Commercial
S	Specification
I	Industrial
H	Hospital

*Duplicate per device.

†Position 2 and 3 are only added for multi-mount or open mount assemblies. Insert a space, replace "X" and repeats steps 3-11 for additional boxes on assembly. If 1st or 2nd positions are blank, then insert "X" and use steps 3-11 in position where box is required.

3. Ruff-IN Engineered-to-Order solutions

How you save with Ruff-IN fully engineered solutions

- Eliminate time-consuming job site “engineering”
- Eliminate spot buying and excessive material handling
- Eliminate job site material “piles” and wasted time searching for pieces and parts
- Reduce material overages and scrap, including expensive wire and cable
- Speed installations and improve project savings

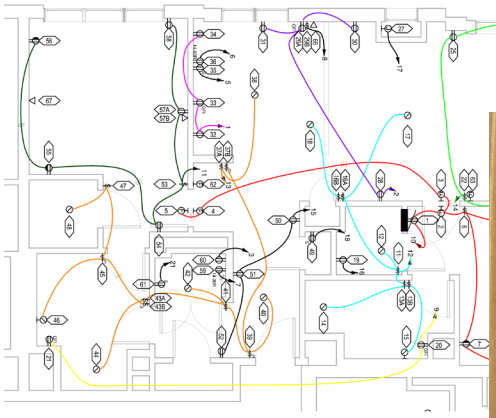





8 Minutes

Estimated time saved per assembly by rough-in crews on a typical hotel over traditional “stick-build” wiring methods

Interested in using Ruff-IN assemblies on your next project? Use the QR code to contact our experts.

Contact us about RUFF-IN pre-fabricated solutions

Questions about RUFF-IN? Interested in using RUFF-IN assemblies on your next project?

Submit the form below and one of our pre-fab experts will connect with you shortly.

Meet our experts >





Read safety/installation instruction sheets in packages before use.
These products are designed for positioning only. No load rating.

3. Ruff-IN Engineered-to-Order solutions

Engineered-to-Order solutions are used in commercial buildings such as hotels, condominiums, dormitories, retail offices, hospitals and apartments, where the **architectural design is typically repeated from room to room**.

Our experienced engineering team will work with you to plan and design the exact requirements for your next big project. We'll provide:

- **Dedicated project management**, local sales and distribution support
- **Expert recommendations** on the products and assemblies that best fit your project and align to your preferred installation methods
- **Digital integration** – We can incorporate our design data right into your software plans, further streamlining material management and job complexity
- Assemblies include **custom labels** and are **kitted, and shipped with detailed drawings** to simplify handling and speed installations

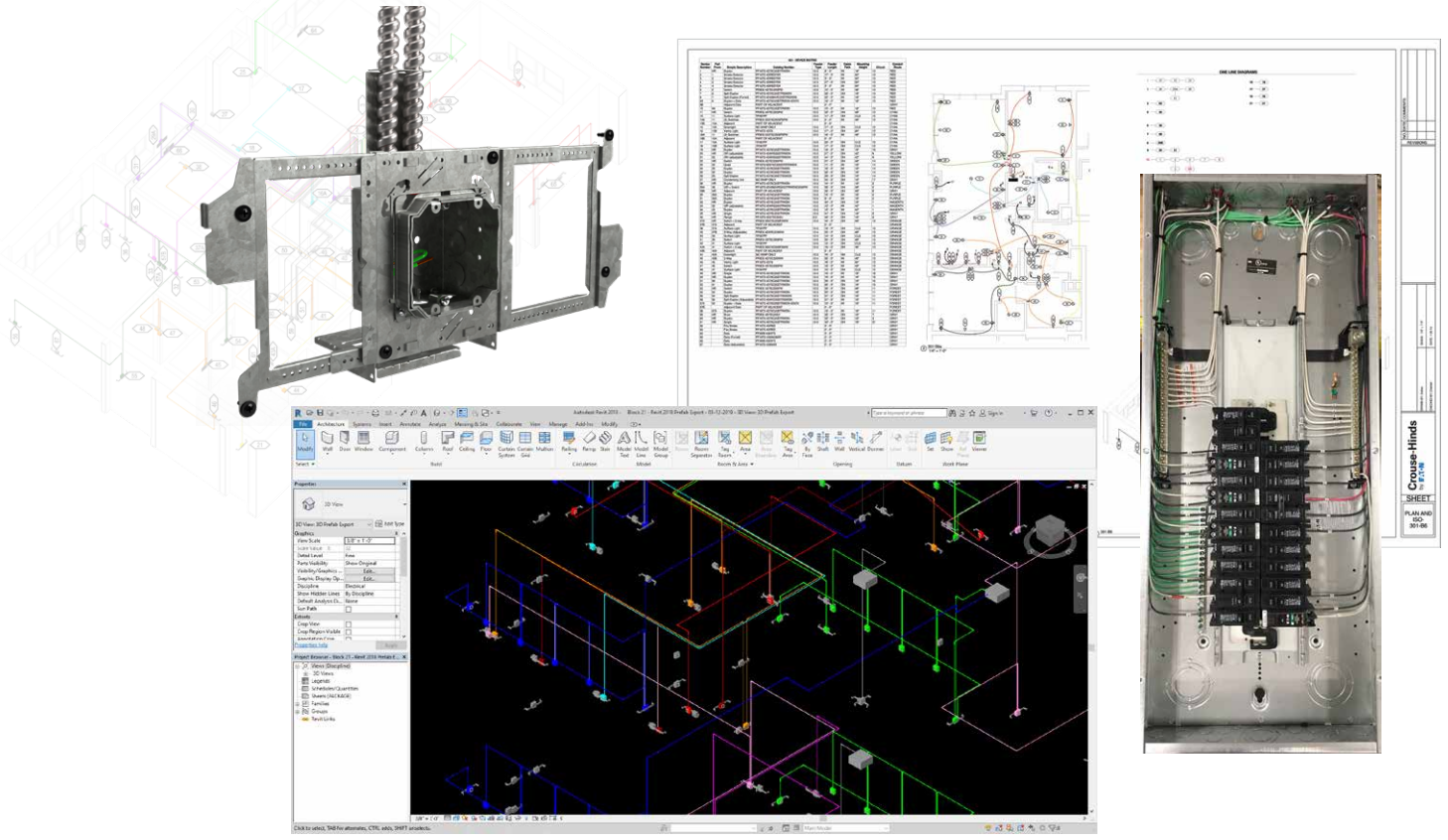

Experience and agility to manage change

We understand that **unexpected change** occurs on large commercial projects – changes that can come at you fast and are beyond your control. Whatever the obstacle, we'll work with you to make the necessary modifications for future assemblies and keep your project on track and on time.



Read safety/installation instruction sheets in packages before use.
These products are designed for positioning only. No load rating.

Box mounting brackets

The BBA box mounting bracket and the BBA-4 box mounting bracket with support flange snap easily onto the BBT-HF telescoping bracket.

UPC/Part number	Catalog #	Description	Stud depth	Box Qty.
79903882321	**BBA**	Box mounting bracket	—	25
79903882767	**BBA-2**	Box mounting bracket with back side support	2½"	25
79903882320	**BBA-4**	Box mounting bracket with back side support	2½" - 6"	25
79903885084	**BBA-MG**	Box mounting bracket for multi-gang and 4 11/16" boxes	2½" - 3 5/8"	25


BBA front


BBA back


BBA-2 side


BBA-4 front


BBA-4 back


BBA-MG

Features

- Marty Mouse™ ears to retain the box when plaster ring is removed
- Rabbit Ears™ to attach a plaster ring for data devices without using a box
- Accepts 4", 4 11/16" and 5" square box sizes
- Built-in, snap off back support extension for studs from 2.5" to 6" studs
- No need to measure additional box heights – features interlocking brackets to easily and quickly mount boxes side-by-side
- Faster daisy chain boxes; two brackets mount to the same side of the stud
- Works with standard or adjustable mud rings and Rapid Ring self-adjusting pre-fab ring
- Use with BBT-HF or directly to stud
- UL Listed for U.S. and Canada; CSA certified

Patent pending (all parts)

Advantage of B-Line series brackets

No need to measure box heights with interlocking brackets

Mounting boxes side-by-side has never been easier.

- Designed to mount two boxes at exactly the same height on either side of the stud.

One SKU mounts multiple box sizes - fewer parts to handle on the job-site

Built-in back support accessory for job-site flexibility.

- Bracket accepts 4", 4 11/16", and 5" boxes.
- Bracket extender easily snaps off of the bracket to snap into place as a back support for up to 6" stud depths.

No box needed for DataComm accessories

Innovative rabbit ears make it possible.

- Rabbit Ears and mud ring allow data communication devices, such as card readers, to be attached to the bracket without the use of a box.

Faster daisy chain boxes

Faster installs with B-Line series solutions.

- Two brackets mount to the same side of a stud at the same height.

Read safety/installation instruction sheets in packages before use.
These products are designed for positioning only. No load rating.

Eaton.com/BBT-HF

Hands-free telescoping brackets

With an auto-height adjustment, the rigid BBT-HF telescoping bracket is quick and easy to install. Simply slide the bracket to the width required, snap both ends of the bracket to the stud and secure with screws.

- Easily adjust to accommodate stud widths of 14½" through 25"; a secure fit at all stud spacings
- Bracket includes an auto-height adjustment feature
- Self-leveling when snapped onto stud; no need for additional leveling tools
- Easy to identify center line on both sides of the bracket
- Snap on feature works on 1¼" through 1 3/8" inch width studs
- For studs wider than 1 3/8" utilize the BBT-WF
- Designed to mount boxes at the exact height on either side of the stud without overlap of adjacent brackets
- Continuous hole pattern allows for positioning of the box mounting bracket anywhere along the length of the bracket



BBT-HF



Telescoping bracket with BBA-4 and BBA added

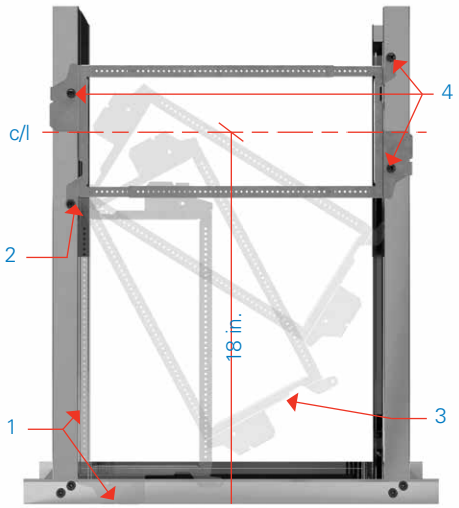

1. With bracket fully collapsed, align next to stud with right side at the floor.
2. Install sheet metal screw into pivot point.
3. Rotate bracket around the installed screw at the pivot point.
4. Expand bracket, snap to stud and affix with screws. Center line will be 18" AFF.

UPC/Part number	Catalog #	Description	Stud spacing	Box Qty.
79903882319	**BBT-HF**	Telescoping box bracket	14½" - 25"	25
79903882766	**BBT-WF**	Telescoping box bracket for wide flange studs	14½" - 25"	25
79903885068	**BBT-16**	Telescoping box bracket	9¼" - 16½"	25

Ceiling clips for BBT brackets

- Installs onto BBT-WF with two screws for installation into T-Grid ceilings
- Box attached with BBA or BBA-4 alignment bracket
- Wide support prevents bracket from rocking, and rigidity of BBT-WF reduces pressure on the ceiling tile
- Sheet metal screw location and loop hole for support drop wire aids compliance with NEC 314.23 (D)
- Install fire alarm boxes, nurse call, lighting controls, etc. into the ceiling grid using the same brackets installed in the wall, reducing overall SKU count
- Install multiple boxes into the same ceiling tile
- Static load capacity 50lbs.
- Available for field or prefab shop assembly, or preassembled on a BBT-WF bracket with box and cover preinstalled





The combination of the BBT-WF and BBT-TG bracket is not listed to support a luminaire.

UPC/part number	Catalog #	Description	Box qty.
79903885065	**BBT-TG**	Ceiling clips for BBT brackets	100

Read safety/installation instruction sheets in packages before use.
These products are designed for positioning only. No load rating.

Telescoping brackets

- Completely adjustable, fits a range of stud spacing
- Mounts 1½", 2⅛", 2½", and 2¹³⁄₁₆" deep boxes
- Increased rigidity through center groove design
- Only two screws required to mount 1½" and 2⅛" box depths
- Pre-punched screw holes provide for easy box installation
- Bar is marked with a scale for stud spacing
- Finish: pre-galvanized



BB2-16T



BB2-24TS



BB2-24T

UPC/part number	Catalog #	Stud spacing	Box qty.
79903863001	**BB2-16T**	11" to 18"	50
79903863002	**BB2-24T**	15½" to 26"	50
78205138614	**BB2-16TS**	11" to 18"	20
78205138628	**BB2-24TS**	15" to 26"	20

Patent pending

Box mounting clip

- Allows for pre-fabrication of the electrical box prior to installing the box onto the bracket
- Tool-less, simply installs by snapping onto the bracket and requires no hardware to secure





Shown mounted on box

UPC/part number	Catalog #	Description	Box qty.
79903863003	**BB2TSC**	Box mounting	100

Patent pending

Read safety/installation instruction sheets in packages before use.
These products are designed for positioning only. No load rating.

Multiple box mounting brackets

- Increased strength and rigidity help withstand the stress of drywall installation
- Supports most US & Canadian boxes and plaster rings 4" square and 4 11/16" square
- Compatible with adjustable mud rings (see page 23)
- Available factory assembled as part of the Ruff-IN pre-fab line with box(es), mud ring(s), and ground wire(s)
- Finish: pre-galvanized
- Patent pending



BB8-24



BB8-16

UPC/part number	Catalog #	Stud size	Box qty.
78101102898	**BB8-16**	16"	25
78101102900	**BB8-24**	24"	25

Open box mounting brackets

- Open box support allows for adjustability of box position between studs
- Supports most U.S. and Canadian boxes and/or plaster rings 4" square, 4 11/16" square, 5" square, and multi-gang boxes
- Fits up to 1½" wide studs 16" to 24" on center
- Compatible with adjustable mud rings (see page 23)
- Field cut to adjust to non-standard stud spacings
- Stamped markings at ¼", ½", and 1" increments to allow the installer to easily locate the desired box position
- Available factory assembled as part of the Ruff-IN pre-fab line with box(es), mud ring(s), and ground wire(s)
- BB7AP alignment plate centers and secures box to the bracket, allows for easy adjustment of box location
- Finish: pre-galvanized
- Patent pending


BB7-16


BB7-24


BB7AP

UPC/part number	Catalog #	Stud size	Box qty.
78101145325	**BB7-16**	16"	25
78101145328	**BB7-24**	24"	25
79903859494	**BB7AP**	—	100

Read safety/installation instruction sheets in packages before use.
These products are designed for positioning only. No load rating.

Floor stand box supports

- BBFS-18 floor stand ensures consistent box height and eliminates need to measure for proper install height
- Can be used with BB7 and BB8 brackets
- Finish: pre-galvanized

UPC/part number	Catalog #	Description	Box qty.
79903851597	**BBFS-18**	Floor stand	25



BBFS-18





BBFS-18 Installed (can be used with BB7 or BB8 brackets)

Productivity and part reduction opportunity!

Try the auto height on the BBT-HF instead of floor stands - less parts.

See page 16 for more details.





Single sided box support brackets

- Improved far-side support prevents box movement in wall cavity
- Adjustable far-side supports designed to help reduce labor
- Brackets may be piggy-backed in series
- Not recommended for pre-installed wiring devices. See BB70 (page 20) for an improved pre-fab assembly solution

c UL us

UPC/part number	Catalog #	Stud size	Box qty.
78101118190	**BB4-23**	3½" & 2½"	100
78101118200	**BB4-4**	4", 3½" & 2½"	100
78101118202	**BB4-6**	6", 5½", 3½", 2½"	100



BB4-23



BB4-4



BB4-6

Read safety/installation instruction sheets in packages before use.
These products are designed for positioning only. No load rating.

Two gang double sided support brackets

- Improved far-side support prevents box movement in wall cavity
- Adjustable far-side supports designed to help reduce labor
- Ruff-IN assemblies available with box, plaster ring and ground wire



UPC/part number	Catalog #	Stud size	Box qty.
79903848375	**BB4-23D**	3½" & 2½"	50
79903848376	**BB4-4D**	4", 3½" & 2½"	50
79903848377	**BB4-6D**	6", 5½", 3½", 2½"	50

BB4-23D



BB4-4D



BB4-6D



Box support brackets

- Interlocking wrap-around design provides extra rigidity
- Compatible with adjustable plaster rings (see page 23)
- Adjustable for varying stud depths (2½" to 6"); simply bend bracket for 2½", 3½" and 4" depths
- For 5½" depth, snap the BB70E into the next notch on the bracket side
- Integral mounting tabs for attaching plaster rings
- Multiple brackets may be ganged together
- Available factory assembled as part of the Ruff-IN pre-fab line with box, mud ring, and ground wire
- Finish: Pre-galvanized

UPC/part number	Catalog #	Stud size	Box qty.
79903856399	**BB70**	2½" - 4"	50
79903856400	**BB70***	5½" - 6"	50

*BB70E (Sold separately, must be used with BB70)





BB70



Can be used with BBFS-18 (floor stand); See page 19.

Read safety/installation instruction sheets in packages before use.
These products are designed for positioning only. No load rating.

Floor mount box supports

- BBF floor stand provides the most rigid support in the industry
- Far-side support accommodates 6", 5½", 3⅝", and 2½" stud depths
- Fold-out tab built-in to attach floor stand to stud if desired
- Integral "wings" provide rigid support when floor stand is mounted between studs
- Optional cable containment clip securely attaches to floor stand without hardware
- Patented Marty Mouse ears enable boxes to be secured with or without the plaster rings
- Finish: pre-galvanized

UPC/part number	Catalog #	Stud size	Box qty.
78205152944	**BBF15**	15" Floor stand	25
78205152945	**BBF18**	18" Floor stand	25
78205152946	**BBF24**	24" Floor stand	25
78205152947	**BBFC**	Cable containment clip	25
78205152948	**BBF15C**	15" Floor stand with cable containment clip	25
78205152949	**BBF18C**	18" Floor stand with cable containment clip	25
78205152950	**BBF24C**	24" Floor stand with cable containment clip	25



BBFC



BBF24



BBFxxC

Floor mounted box support

- Provides support for electrical box from floor track or concrete forms
- 18" length with break-away feature for 12" or 16" box mounting
- Finish: pre-galvanized

UPC/part number	Catalog #	Description	Box qty.
78101103623	**BB-18**	Floor mounted box support	50



BB-18



BBF15



BBF18

Productivity and part reduction opportunity!

Try the auto-height on the BBT-HF instead of floor stands - less parts.

See page 16 for more details.





Read safety/installation instruction sheets in packages before use.
These products are designed for positioning only. No load rating.

Ceiling hangers

- Supports octagonal or square boxes on 24" span
- Allows for flush mounting or 3/4" offset for plaster ring
- Includes BB27 box mounting clip with screw
- Load capacity: 20 lbs.
- For additional support, attach dropwire to BB27 box mounting clip
- Finish: pre-galvanized



UPC/part number	Catalog Number	Description	Box qty.
78101118080	**BA12**	Box hanger	50

Ceiling clips for BBT brackets

- Installs onto BBT-WF with two screws for installation into T-Grid ceilings
- Box attached with BBA or BBA-4 alignment bracket
- Wide support prevents bracket from rocking, and rigidity of BBT-WF reduces pressure on the ceiling tile
- Sheet metal screw location and loop hole for support drop wire aids compliance with NEC 314.23 (D)
- Install fire alarm boxes, nurse call, lighting controls, etc. into the ceiling grid using the same brackets installed in the wall, reducing overall SKU count
- Install multiple boxes into the same ceiling tile
- Static load capacity 50lbs.
- Available for field or prefab shop assembly, or preassembled on a BBT-WF bracket with box and cover preinstalled





The combination of the BBT-WF and BBT-TG bracket is not listed to support a luminaire.

UPC/part number	Catalog Number	Description	Box qty.
79903885065	**BBT-TG**	Ceiling clips for BBT brackets	100

Heavy duty box hanger

- Supports octagonal or square boxes on 24" span
- Bendable ends mount 1½" or 2⅛" deep boxes without tools
- Self-centering feature positions box on center
- Includes BA50C4T box mounting clip
- Ultimate static load capacity: 50 lbs. (without dedicated dropwire)
- Static load capacity: 70 lbs. (with dedicated dropwire) 35 lbs. Canada
- Finish: pre-galvanized







UPC/part number	Catalog Number	Description	Box qty.
78101196490	**BA50**	Box hanger	25
78101196491	**BA50D**	Box hanger for box with 1½" extension	25
78205118460	**BA50A**	Adjustable box hanger for T-bar	10

Read safety/installation instruction sheets in packages before use.
These products are designed for positioning only. No load rating.

Adjustable mud rings

- Adjustable mud ring can be used with 4" square, 2⅛" deep boxes and fits a range of drywall thicknesses
- Mud ring can be adjusted after sheet rock, mud, or tile is installed without removing the wiring devices
- Helps reduce labor and requirements for multiple products of varying wall thicknesses

AMR158



AMR2



AMR3



UPC/part number	Catalog #	Description	Depth	Box qty.
11842340	**AMR158**	One device adjustable ring	⅝" - 1¼"	50
11838358	**AMR1**	One device adjustable ring	¾" - 1½"	50
11838370	**AMR2**	Two device adjustable ring	⅝" - 1½"	50
11842341	**AMR3**	Three device adjustable ring	¾" - 1½"	50
12164083	**AMR0**	Round device adjustable ring	¾" - 1½"	50

AMR0



Metal protector plates

- Protects box contents from drywall mud, paint and debris
- Protector plates provided with all wiring device assemblies
- Can be installed on plaster rings with or without pre-installed wiring devices
- Helps protect pre-installed wiring devices from damage during drywall installation
- Design transmits force of drywall installation to the plaster ring - not the wiring device
- Domed plate for toggle switches allows for clearance between the plate and switch, and helps eliminate scratching of the devices
- Two protector plates are required for two device plaster rings

BPS1



BPS2



BPR1



UPC/part number	Catalog #	Devices	Plaster ring style	Box qty.
78205149197	**BPR1**	Receptacles, GFCI, decorator, none	One device	50
78205138937	**BPS1**	Toggle switches	One device	50
78205149199	**BPR2**	Receptacles, GFCI, decorator, none	Two device	50
78205138938	**BPS2**	Toggle switches	Two device	25

BPR2



Read safety/installation instruction sheets in packages before use.
These products are designed for positioning only. No load rating.

Concrete box clamp

- Secures electrical boxes in concrete block
- Quickly installs with no tools required
- Works for single or double gang boxes
- Completely re-usable
- Able to be used with flush mount rings or penetrating rings when block wall will be covered



UPC/part number	Catalog #	Description	Box qty.
79903863423	**BB-4SCBC**	Concrete box clamp	25





Cable support

- Can be push mounted to stud for positioning
- Stiffening ribs and more material for rigid design
- Zip tie locking tab allows trouble-free securing of cables
- Attaches to stud using only one screw
- Allows cables to be positioned a minimum of 1¼" from face of stud as required by NEC Article 300.4(D)

c UL us LISTED



UPC/part number	Catalog #	Description	Box qty.
79903843761	**BRC6M**	Cable support	100

Note: Canadian applications are limited to wood studs only.

Cable type	Size	Cable capacity
Non-Metallic cable (NM)	14/2, 14/3, 12/2, 12/3, 10/2, 10/3, 8/2 with ground	8
	8/3, 6/2 with ground	6
Metal Clad cable (MC)	14/2, 14/3, 14/4, 12/2, 12/3, 12/4, 10/2 with ground	6
	10/3, 10/4 with ground	5
Armored Cable (AC)	14/2, 14/3, 14/4, 12/2, 12/3, 12/4, 10/2 with ground	6
	10/3, 10/4 with ground	5
Flexible Cable (BX)	5/16"	6
	3/8"	5



Push support onto stud



Support stays mounted to stud while securely attached with one screw



Insert cables to be secured



Once cables are inserted, wrap zip-tie around the end of the support to secure the cables

Read safety/installation instruction sheets in packages before use.
These products are designed for positioning only. No load rating.

Cable support

- For use on wood or metal stud
- Allows cables to be positioned a minimum of 1¼" from face of stud as required by NEC Article 300.4(D)

UPC/part number	Catalog #	Description	Box qty.
79903862843	**BRCJ**	Cable support	100



Surface	Cable type	Size	Cable capacity
Wood	Non-Metallic cable (NM)	14/2, 14/3, 12/2, 12/3, 10/2, 10/3, with ground	Max 6
		8/2, 6/2 with ground	Max 4
Metal stud	Metal Clad cable (MC)	14/2, 14/3, 14/4, 12/2, 12/3, 12/4, 10/2, 10/3, 10/4 with ground	Max 4
Furring strip & hat channel	Armored Cable (AC)	14/3, 14/4, 12/2, 12/3, 12/4, 10/2, 10/3, 10/4 with ground	Max 4
Furring strip & hat channel	Flexible Cable (BX)	5⁄16" & 3⁄8"	Max 4
Metal stud (Canada only)	Non-Metallic sheathed cable	14/2, 14/3, 12/2, 12/3, 10/2, 10/3, with ground	Max 4



Notes: Read safety/installation instruction sheet in packages before use.

Read safety/installation instruction sheets in packages before use.
These products are designed for positioning only. No load rating.

Ruff-IN Prefabricated Solutions

Catalog numbering system for Ruff-IN assembly configurations



Part number example

PFTHFA-4Q10ARC20DTRW

PF THFA — 4Q10 AR C 20 D TR W

Series

PF	Ruff-IN

Bracket style

H3	BB423 single sided bracket for 2½" & 3½" studs
H6	BB46 single sided for 6" studs
TA	BBA alignment plate compatible with BBT-HF telescoping bracket, no backside support
TA4	BBA-4 double sided bracket compatible with BBT-HF telescoping bracket, with backside support for 2½" though 6" studs
THFA	BBT-HF hands-free telescoping open bracket for 14½" - 25" stud spacing with BBA box mount
TWFA	BBT-WF wide flange telescoping open bracket for 14½" - 25" stud spacing with BBA box mount
16T	BB2-16T (new) telescoping slider bracket for 16" stud spacing
24T	BB2-24T (new) telescoping slider bracket for 16" stud spacing
18FM	BBF18 floor mount bracket 18" on center
S	BB2TS box slider for BB2 bracket
C	BB2TSC box clip for BB2 bracket
3MM	BB816 3 hole multiple mount bracket for 24" stud spacing
4MM	BB824 4 hole multiple mount bracket for 24" stud spacing
16BO	BB716 open mount bracket for 16" stud spacing
24BO	BB724 open mount bracket for 24" stud spacing
BH24	BA50 T-bar (for 1 1/2 deep boxes)
X	No bracket included

Box style

4D	TP403 4 SQ 2 1/8" deep box ½" & ¾" KO
4S	TP404 4 SQ 1 1/2" deep box ½" & ¾" KO
432	TP432 4 SQ 2 1/8" deep box ¾" KO
4Q10	TP4Q10 Quick-Lok 4 SQ 2 1/8" deep box with (2) cable entries on top
4Q10M	TP4Q10M Quick-Lok 4 SQ 2 1/8" deep box with (2) cable entries on top and double sided bracket
5Q20	TP5Q20 Quick-Lok 4 11/16" SQ 2 1/8" deep box with (4) cable entries on top
436	TP436 4 SQ 2 1/8" deep box 1 KO
431	TP431 4 SQ 2 1/8" deep box ½ & ¾" KO with AC/MC clamps in each end
5D	TP525 4 11/16" welded 2 1/8" deep box ½" & ¾" KO
560	TP560 4 11/16" drawn 2 1/8 deep box 1" KO
562	TP562 4 11/16" drawn 2 1/8 deep box 1¼" KO
278	TP278 4" 1½" deep octagon box ½" & ¾" KO
292	TP292 4" 2 1/8" deep octagon box ½" & ¾" KO

Box ground wire

BLANK	Solid
A	Stranded
N	None

Mud ring depth and gang

50	TP484 ½" raised 1 gang
58	TP489 5/8" raised 1 gang
75	TP486 ¾" raised 1 gang
100	TP488 1" raised 1 gang
125	TP490 1¼" raised 1 gang
250	TP498 ½" raised 2 gang
258	TP499 5/8" raised 2 gang
275	TP500 ¾" raised 2 gang
2100	TP502 1" raised 2 gang
2125	TP501 1¼" raised 2 gang
AR	AMR1 adj ¾" to 1-½" raised, 1 gang
AR58	AMR158 adj 5/8" to 1-¼" raised, 1 gang
2AR	AMR2 adj 5/8" to 1-½" raised, 2 gang
3AR	AMR3 adj ¾" to 1-½" raised, 3 gang

If no device is required, catalog number is complete after mud ring step.

Catalog number reflects 4" mud rings. For 4-11/16" mud rings, see page 31.

Device style

BLANK	Standard
D	Decora

Device amperage

15	15A
20	20A

Device type

D	Duplex receptacle
U	Duplex receptacle/ USB
SP	Single pole
G	GFCI
3W	Three way switch

Device grade

BLANK	No device
C	Commercial
S	Specification
I	Industrial
H	Hospital

Tamper resistant

BLANK	Non-tamper resistant
TR	Tamper resistant

Device color

V	Ivory
W	White
R	Red
LA	Light almond

Receptacle ground orientation

BLANK	Up
DN	Down

*Duplicate per device.

†Position 2 and 3 are only added for multi-mount or open mount assemblies. Insert a space, replace "X" and repeats steps 3-11 for additional boxes on assembly. If 1st or 2nd positions are blank, then insert "X" and use steps 3-11 in position where box is required.

Catalog numbering system for Uni-Mount™ assemblies with wiring devices





Part number example
TP31-4DC20DV

TP 31 — 4D C 20 D V*

Series

TP	Uni-Mount

Uni-Mount style

30	TP30000 1G ½" raised Uni-Mount cover
31	TP31000 1G 5/8" raised Uni-Mount cover
32	TP32000 1G ¾" raised Uni-Mount cover
35	TP35000 2G ½" raised Uni-Mount cover
36	TP36000 2G 5/8" raised Uni-Mount cover
37	TP35000 2G ¾" raised Uni-Mount cover

Box style

4D	TP403 4 SQ 2 1/8" deep box ½" & ¾" KO
4S	TP404 4 SQ 1 1/2" deep box ½" & ¾" KO
432	TP432 4 SQ 2 1/8" deep box ¾" KO
4Q10	4 SQ 2 1/8" deep box with (2) cable entries on top
4Q10M	4 SQ 2 1/8" deep box with (2) cable entries on top and double sided bracket
436	TP436 4 SQ 2 1/8" deep box 1" KO
431	TP431 4 SQ 2 1/8" deep box ½" & ¾" KO with AC/MC clamps in each end
454	TP454 4 SQ 1 1/2" deep box ½" & ¾" KO with AC/MC clamps in each end

Box ground wire

BLANK	Solid
A	Stranded
N	None

Device grade

C	Commercial
S	Specification
I	Industrial
H	Hospital

Device style

BLANK	Blank
D	Decora

Device amperage

15	15A
20	20A

Device type

D	Duplex receptacle
U	Duplex receptacle/USB
SP	Single pole
G	GFCI
3W	Three way switch

Tamper resistant

BLANK	Non-tamper resistant
DN	Tamper resistant

Device color

V	Ivory
W	White
R	Red
LA	Light almond

Receptacle ground orientation

BLANK	Up
DN	Down

*Duplicate per device.

Read safety/installation instruction sheets in packages before use.
These products are designed for positioning only. No load rating.

Listing key:



Designation for Ruff-IN assembly part number

Component catalog number

H3 - BB423

Brackets

H3 - BB423



3DS - BB73



16TS - BB216TS



24BO - BB724



H4 - BB44



4DS - BB74



24TS - BB224TS



BH24 - BA50



H6 - BB46



6DS - BB76



3MM - BB816



30 - TP3000



TA - BBA



THFA - BBT-HF



4MM - BB824



18FM - BBF18



TA4 - BBA-4



TWFA - BBT-WF



16BO - BB716



Read safety/installation instruction sheets in packages before use.
These products are designed for positioning only. No load rating.

Listing key:



Designation for Ruff-IN assembly part number

Component catalog number

4Q10 - TP4Q10PF

Boxes

4D - TP403



4Q10M - TP4Q10MPF



5D - TP525



278 - TP278



4S - TP404



5Q20 - TP5Q20



560 - TP560



292 - TP292



432 - TP432



436 - TP436



562 - TP562



4Q10 - TP4Q10PF



431 - TP431



Read safety/installation instruction sheets in packages before use.
These products are designed for positioning only. No load rating.

Listing key:

Designation for Ruff-IN assembly part number



Component catalog number

AR - AMR1

Mud rings - 4" boxes

50 - TP484



125 - TP490



2100 - TP502



AR - AMR1



58 - TP489



250 - TP498



2125 - TP501



AR - AMR158



75 - TP486



258 - TP499



2AR - AR2



100 - TP488



275 - TP500



Read safety/installation instruction sheets in packages before use.
These products are designed for positioning only. No load rating.

Listing key:



Designation for Ruff-IN assembly part number

Component catalog number

50 - TP574

Mud rings - 4 11/16" boxes

50 - TP574



125 - TP582



275 - TP586



AR - AMR51



58 - TP576



250 - TP583



2100 - TP589



2AR - AMR52



75 - TP579



258 - TP587



2125 - TP593



100 - TP578



Read safety/installation instruction sheets in packages before use.
These products are designed for positioning only. No load rating.

Ruff-IN Prefabricated Solutions

Notes



From brackets to fasteners, our innovative, time-saving wall stud solutions get you out of the wall faster.























Read safety/installation instruction sheets in packages before use.
These products are designed for positioning only. No load rating.

Telescoping Bracket



BBT-HF



Telescoping bracket with BBA-4 and BBA added.

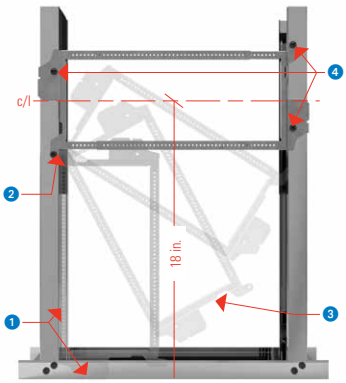

1. With bracket fully collasped, align next to stud with right side at the floor.
2. Install sheet metal screw into pivot point.
3. Rotate bracket around the installed screw at the pivot point.
4. Expand bracket, snap to stud and affix with screws. Center line will be 18" AFF.

With an auto-height adjustment, the rigid BBT-HF telescoping bracket is quick and easy to install. Simply slide the bracket to the width required and snap both ends of the bracket to the stud and secure with screws.

- Easily adjust to accommodate stud widths of 14½" thru 25"; a secure fit at all stud spacings.
- Bracket includes an auto height adjustment feature.
- Self-leveling when snapped onto stud; no need for additional leveling tools.
- Easy to identify center line on both sides of the bracket.
- Snap on feature works on 1¼" thru 1$^{3}/_{8}$" inch width studs.
- For studs wider than 1$^{3}/_{8}$" utilize the BBT-WF.
- Designed to mount boxes at the exact height on either side of the stud without overlap of adjacent brackets.
- Continuous hole pattern allows for positioning of the box mounting bracket anywhere along the length of the bracket.
- UL Listed for U.S. and Canada; CSA certified.

Patent pending (all parts).

UPC/Part number	Catalog #	Description	Stud spacing	Box Qty.
79903882319	**BBT-HF**	Telescoping box bracket	14½" - 25"	25
79903882766	**BBT-WF**	Telescoping box bracket for wide flange studs	14½" - 25"	25
79903885068	**BBT-16**	Telescoping box bracket	9¼" - 16½"	25

Ceiling Clips for BBT brackets

Can be used with BBT-WF. See above.

For complete ceiling clip information, see page 22.



Box Mounting Brackets

The BBA box mounting bracket and the BBA-4 box mounting bracket with support flange snap easily onto the BBT-HF telescoping bracket.



BBA front



BBA back



BBA-2 side



BBA-4 front



BBA-4 back



BBA-MG

- Marty Mouse™ ears retain the box when plaster ring is removed.
- Rabbit Ears™ to attach a plaster ring for data devices without using a box.
- Accepts 4", 4 $^{11}/_{16}$" and 5" square box sizes.
- Built-in, snap off back support extension for studs from 2.5" to 6" .
- Option to daisy chain brackets together in a stud cavity; two brackets mount to the same side of the stud.
- Works with standard or adjustable mud rings.
- Use with BBT-HF or directly to stud.
- UL Listed for U.S. and Canada; CSA certified.

Patent pending (all parts).

UPC/Part number	Catalog #	Description	Stud depth	Box Qty.
79903882321	**BBA**	Box mounting bracket	—	25
79903882767	**BBA-2**	Box mounting bracket with back side support	2½"	25
79903882320	**BBA-4**	Box mounting bracket with back side support	2½" - 6"	25
79903885084	**BBA-MG**	Box mounting bracket for multi-gang and 4 $^{11}/_{16}$" boxes	2½" - 3 $^{5}/_{8}$"	25

Read safety/installation instruction sheets in packages before use.
These products are designed for positioning only. No load rating.

Hands-free box brackets





BB5-HF Back BB5-HF Front



- Hands-free - A simple push and the bracket holds itself on the stud until secured with a screw.
- Marty Mouse™ ear feature prevents the box from falling off of the bracket when mud ring is removed.
- Accepts 4" 4$^{11}/_{16}$", and 5" boxes.
- Built-in, snap-off back-side support extension for wall stud depths up to 6".
- Rabbit ear™ feature - attach a plaster ring for data devices without using a box.

UPC/Part number	Catalog number	Description	Stud depth	Box Qty.
79903880534	**BB5-HF**	Box mounting bracket	2½" - 6"	25

Patent pending



BB5 - Hands Free Boxes - both sides of stud.



BB5 - Hands Free Boxes - piggybacked.

Box Support Brackets

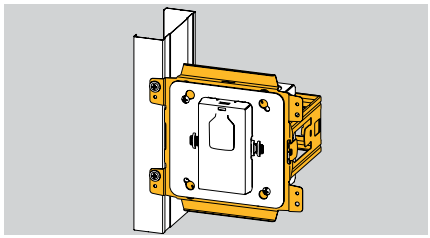

- Interlocking wrap-around design provides extra rigidity.
- Supports most standard 1-gang and 2-gang U.S. and Canadian boxes and/or plaster rings 4" SQ., 4$^{11}/_{16}$" SQ., and 5" SQ. on either side of the stud.
- Adjustable for varying stud depths (2½" to 6").
- Compatible with adjustable plaster rings.
- Integral mounting tabs for attaching plaster rings.
- Multiple brackets may be ganged together.
- Contact factory for prefabricated box assemblies.
- Finish: Pre-galvanized.





Can be used with BBFS-18 (floor stand) See page 19.



Bend For Various Depths

BB70



BB70E*
(Sold separately, must be used with BB70)



UPC/Part number	Catalog number	Metal stud size	Box Qty.
79903856399	**BB70**	2½" - 4"	50
79903856400	**BB70E***	5½" - 6"	50

* Must be used with BB70.

Read safety/installation instruction sheets in packages before use.
These products are designed for positioning only. No load rating.

Double-Sided Box Support Bracket with Marty-Mouse Ears

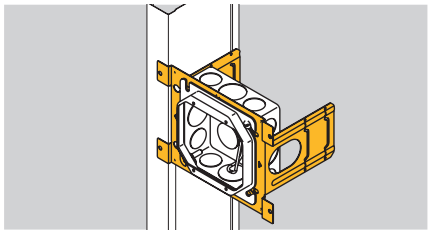



BB73

- Double-side box support, designed for prefabrication. Unit can be installed on either side of stud without repositioning box or devices.
- Patented Marty Mouse™ ears feature an innovative keyhole pattern to secure outlet box to bracket with or without the plaster ring.
- Wider box opening accommodates one or two gang adjustable plaster rings (AMR158 & AMR2).
- Enhanced far-side support stands up during drywall installation and out performs competitor brackets.
- Contact factory for prefabricated box assemblies.
- Finish: Pre-galvanized.

UPC/Part number	Catalog number	Stud size	Box Qty.
78205138645	**BB73**	3⅝", 2½"	50
78205138717	**BB74**	4", 3⅝", 2½"	50
78205138759	**BB76**	6", 5½", 3⅝", 2½"	25

1. Bracket is shipped with ear tabs in the open position



2. Insert box screws into open slots



3. When plaster ring is installed, the ear tabs are bent down into the closed position



4. With the tabs closed, the box remains secured to the bracket when the plaster ring is removed



Box Support Brackets

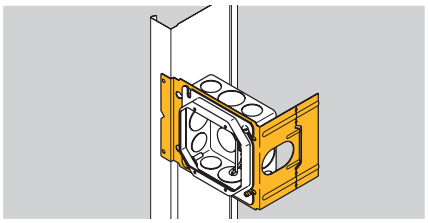

- Improved far-side support stands up during drywall installation.
- Supports 4" or 4$^{11}/_{16}$" square boxes.
- Brackets may be piggy-backed in series.
- Finish: Pre-Galvanized.
- Contact factory for pre-fab box assemblies.



BB4-23



BB4-4



BB4-23D



BB4-4D

UPC/Part number	Catalog number	Metal stud size	Box qty.
78101118190	**BB4-23**	3⅝", 2½"	100
78101118200	**BB4-4**	4", 3⅝", 2½"	100
78101118202	**BB4-6**	6", 5½", 3⅝", 2½"	100
79903848375	**BB4-23D**	3⅝", 2½"	50
79903848376	**BB4-4D**	4", 3⅝", 2½"	50
79903848377	**BB4-6D**	6", 5½", 3⅝", 2½"	50

Read safety/installation instruction sheets in packages before use.
These products are designed for positioning only. No load rating.

Telescoping Box Mounting Bracket

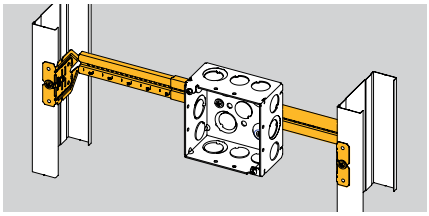



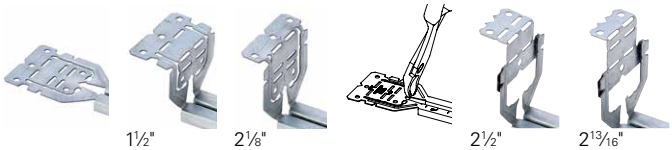

- Completely adjustable, fits a range of stud spacings.
- Mounts 1½", 2⅛", 2½", and 2¹³⁄₁₆" deep boxes.
- Increased rigidity through center groove design.
- Only two screws required to mount for 1½" and 2⅛" box depths.
- Pre-punched screw holes provide for easy box installation.
- Bar is marked with scale for stud spacing.
- Finish: Pre-galvanized.

UPC/Part number	Catalog number	Metal stud size	Box Qty.
79903863001	**BB2-16T**	11″ to 18″	50
79903863002	**BB2-24T**	15½″ to 26″	50

Patent pending.

Box Mounting Clip

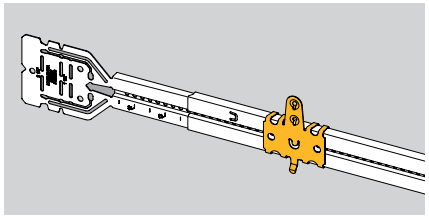



Read safety/installation instruction sheets in packages before use.

- Allows for prefabrication of the electrical box prior to installing the box onto the bracket.
- Tool-less, simply installs by snapping onto the bracket and requires no hardware to secure.
- Contact factory for prefabricated box assemblies.


BB2TSC

UPC/Part number	Catalog number	Stud spacing	Box Qty.
79903863003	**BB2TSC**	Box mounting clip	100

Patent pending

Box Mounting Accessories

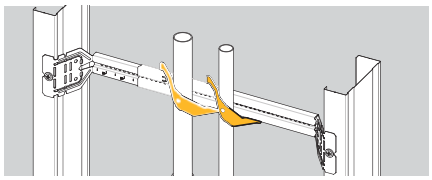

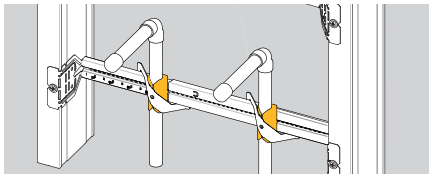


BB2TPC


BB2TCT

- Pipe/conduit clamps require no hardware to install and help provide support anywhere between the stud.
- Copper pipe insulator sleeves help provide protection of differing metals.

UPC/Part number	Catalog number	Description	Box Qty.
79903863004	**BB2TPC-038**	Pipe/conduit clamp ⅜″	100
79903863005	**BB2TPC-050**	Pipe/conduit clamp ½″	100
79903863006	**BB2TPC-075**	Pipe/conduit clamp ¾″	100
79903863007	**BB2TPC-100**	Pipe/conduit clamp 1″	100
79903863013	**BB2TCT-050**	Copper pipe insulator sleeve ½″	100
79903863015	**BB2TCT-075**	Copper pipe insulator sleeve ¾″	100
79903863016	**BB2TCT-100**	Copper pipe insulator sleeve 1″	100

Note: Secures to B-Line BB2-16T and BB2-24T telescoping brackets only.
For a standard 2⅛" deep box, the stud depth must be 3½" or greater.
For a shallow 1½" deep box, the stud depth must be 2½" or greater.

Read safety/installation instruction sheets in packages before use.
These products are designed for positioning only. No load rating.

Wall Studs

Open Box Mounting Bracket

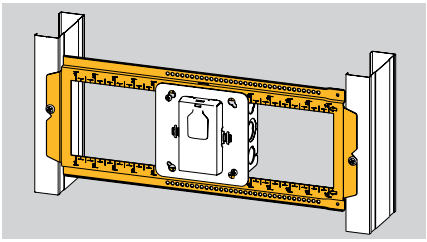

- Open box support allows for adjustability of box position between studs.
- Supports most U.S. and Canadian boxes and/or plaster rings 4" SQ., 4 11/16" SQ., 5" SQ., and multi-gang boxes.
- Fits up to 1½" wide studs 16" to 24" on center.
- Compatible with adjustable plaster rings.
- Field cut to adjust to non-standard stud spacings.
- Stamped markings at ¼", ½", and 1" increments to allow the installer to easily locate the desired box position.
- Contact factory for prefabricated box assemblies.
- Finish: Pre-galvanized.

Can be cut on a mark to make shorter length brackets.



Can be used with BBFS-18 (floor stand) See page 19.



UPC/Part number	Catalog number	Description	Box Qty.
79903856401	**BB7-16**	16″ stud spacing	25
79903856402	**BB7-24**	24″ stud spacing	25
79903859494	**BB7AP**	Alignment plate	100

BB7-24



BB7-16

BB7AP



Box Mounting Bracket

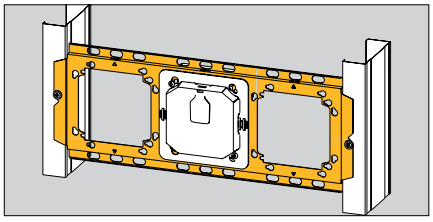

- Increased strength and rigidity to help withstand the stress of drywall installation.
- Supports most U.S. and Canadian boxes and plaster rings 4" SQ. and 4 11/16" SQ.
- Compatible with adjustable plaster rings.
- Contact factory for prefabricated box assemblies.
- Finish: Pre-galvanized.



BB8-24

UPC/Part number	Catalog number	Description	Box Qty.
78101102898	**BB8-16**	16″ stud spacing	25
78101102900	**BB8-24**	24″ stud spacing	25

Read safety/installation instruction sheets in packages before use.
These products are designed for positioning only. No load rating.

Box-to-Stud Fastener

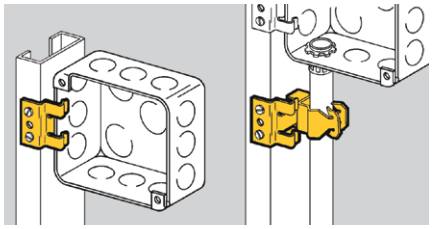



BB1

- Attaches with screws to metal studs.
- BB1 supports electrical box.

UPC/Part number	Catalog number	Description	Box Qty.
78101118145	**BB1**	Electrical box support clip	100

Guide-Rite Conduit-to-Stud Fastener



BG-6-B1

- Attaches with screws to metal studs.
- BG series features Guide-Rite™ design.

UPC/Part number	Catalog number	Conduit size EMT & rigid	Box Qty.
78101118420	**BG-6-B1** *	⅜"	100
78101118475	**BG-8-12-B1**	½", ¾"	100
78101118555	**BG-16-B1**	1"	100

* BG-6 will accept the following range Ø.420 - Ø.675:
14/2 thru 10/4 MC/AC cable and 5⁄16" or ⅜" flexible conduit

Push Type Conduit-to-Stud Fastener



BP-8-B1

- Attaches with screws to metal studs.
- BP series features push-type design.

UPC/Part number	Catalog number	Conduit size	Box Qty.
78101119245	**BP-8-B1**	½" EMT	100
78101119345	**BP-12-B1**	¾" EMT, ½" IMC/ Rigid	100
78101119440	**BP-16-B1**	1" EMT, ¾" IMC/ Rigid	100

Box-to-Stud Fastener

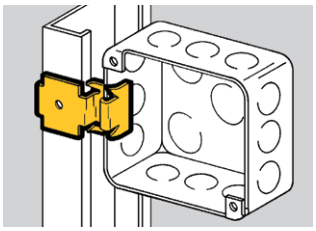



BB9

- Attaches electrical boxes (requiring plaster rings) to most metal studs.
- Box mounts flush to back of drywall.
- Simply installed with a hammer.

UPC/Part number	Catalog number	Description	Box Qty.
78101118270	**BB9**	Electrical box support	100

Adjustable Box Stabilizers

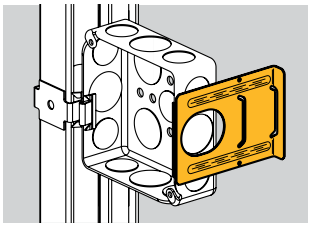



BB12

BB12-6

- Provides far-side support for electrical boxes in 2½" thru 6" studs.
- Cut outs facilitate bending to provide precise installation with greater stability.
- Easily snaps onto box side and is secured in place by plaster ring.

UPC/Part number	Catalog number	Metal stud size	Box Qty.
78101192876	**BB12**	2½" thru 4"	100
78101192879	**BB12-6**	6"	100

Read safety/installation instruction sheets in packages before use.
These products are designed for positioning only. No load rating.

Wall Studs

Box Stabilizer

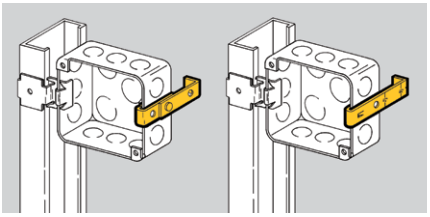

- Provides far-side support for electrical boxes.
- See BB12 Series (page 39) for a better solution.

UPC/Part number	Catalog number	Metal stud size	Box qty.
78101118320	**BF1-40**	2½"	100
78101118325	**BF1-56**	3½"	100
78101118330	**BF1-64**	4"	100
78101118335	**BF1-96**	6"	100



BF1-56



BF1-40

Guide-Rite Conduit-to-Stud Fastener

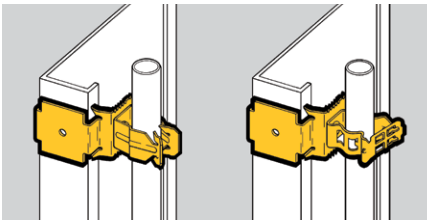

- Attaches conduit to most metal studs.
- BG Series features Guide-Rite™ design.

UPC/Part number	Catalog number	Conduit size EMT & rigid	Box qty.
78101118425	**BG-6-B5** *	⅜" or BX	100
78101118480	**BG-8-12-B5**	½", ¾"	100
78101118560	**BG-16-B5**	1"	100
78101118645	**BG-20-B5**	1¼"	50



BG-6-B5

* BG-6 will accept the following range Ø.420 - Ø.675:
14/2 thru 10/4 MC/AC cable and 5⁄16" or ⅜" flexible conduit

Push Type Conduit-to-Stud Fastener



BP-8-B5

- Attaches conduit to most metal studs.
- BP Series feature push-type design.

UPC/Part number	Catalog number	Conduit size	Box qty.
78101119250	**BP-8-B5**	½" EMT	100
78101119350	**BP-12-B5**	¾" EMT, ½" IMC, Rigid	100
78101119445	**BP-16-B5**	1" EMT, ¾" IMC, Rigid	100

Read safety/installation instruction sheets in packages before use.
These products are designed for positioning only. No load rating.

Retainer Leveler

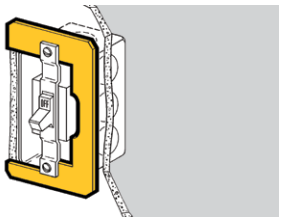



BB32

- Holds wiring device firmly in drywall.
- Can be used with switches, receptacles, GFCIs and decorator devices.
- Ideal for positioning devices in pre-fab installations.
- Finish: Pre-Galvanized.

UPC/Part number	Catalog number	Description	Box qty.
78101118215	**BB32**	Adds rigidity to oversize wall openings	100

Box Support



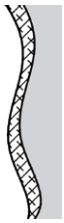



BB33

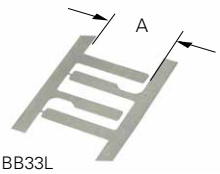

BB33L

- Attaches electrical boxes to finished drywall.
- Box is completely supported by drywall.
- Prevents box from pulling out of wall.
- Finish: Pre-Galvanized.

UPC/Part number	Catalog number	Description	Length A	Box qty.
78101101138	**BB33**	Box support	1½″	100
78101104936	**BB33L**	Long leg box support	2½″	100

Read safety/installation instruction sheets in packages before use.
These products are designed for positioning only. No load rating.

Box Mounting Bracket Accessories

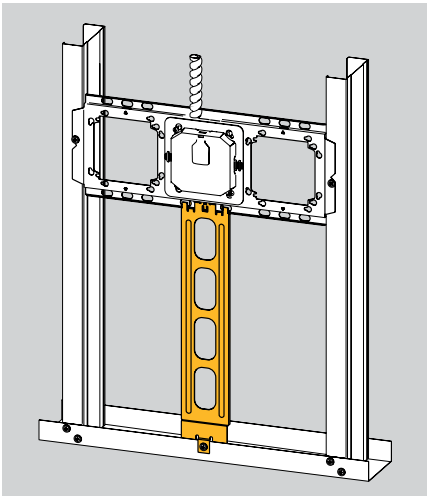



BBFS-18

- Bracket accessories require no tools to install.
- BBFS-18 floor stand ensures consistent box height and eliminates need to measure for proper install height.
- Can be used with BB7 (page 18) and BB8 (page 18) brackets.
- Finish: Pre-galvanized.

UPC/Part number	Catalog number	Description	Box Qty.
79903851597	**BBFS-18**	Floor stand	25

BBFS-18 Installed (Can be used with BB7 or BB8 brackets)





Floor-Mount Box Support



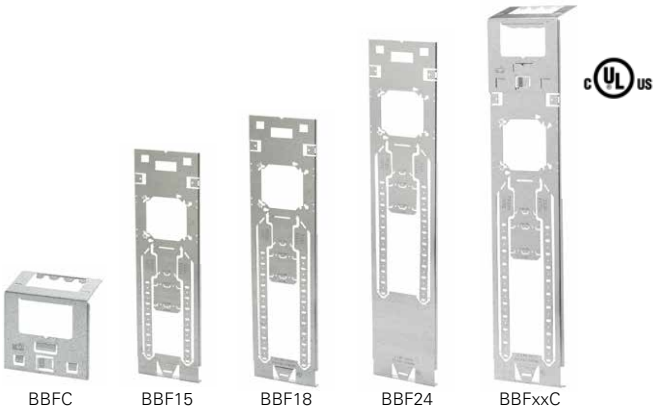

BBFC BBF15 BBF18 BBF24 BBFxxC

- BBF floorstand provides the most rigid support in the industry.
- Far-side support accommodates 6", 5½", 3⅝", and 2½" stud depths.
- Fold-out tab built-in to attach floor stand to stud if desired.
- Integral "wings" provide rigid support when floorstand is mounted between studs.
- Optional cable containment clip securely attaches to floorstand without hardware.
- Patented Marty Mouse™ ears enable boxes to be secured in place with or without the plaster rings.
- Finish: Pre-galvanized.
- Contact factory for prefabricated box assemblies.

UPC/Part number	Catalog number	Box center height	Box Qty.
78205152944	**BBF15**	15" Floorstand	25
78205152945	**BBF18**	18" Floorstand	
78205152946	**BBF24**	24" Floorstand	25
78205152947	**BBFC**	Cable containment clip	25
78205152948	**BBF15C**	15" Floorstand with cable containment clip	25
78205152949	**BBF18C**	18" Floorstand with cable containment clip	25
78205152950	**BBF24C**	24" Floorstand with cable containment clip	25

Read safety/installation instruction sheets in packages before use.
These products are designed for positioning only. No load rating.

Floor Mounted Box Support

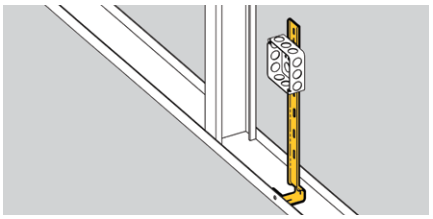



- See BBF series (page 19) for an alternative solution.
- Provides support for electrical box from floor track or concrete forms.
- 18" length with break-away feature for 12" or 16" box mounting.
- Finish: Pre-galvanized.

UPC/Part number	Catalog number	Description	Box Qty.
78101103623	**BB-18**	Floor mounted box support	50

Strut Mounting Brackets

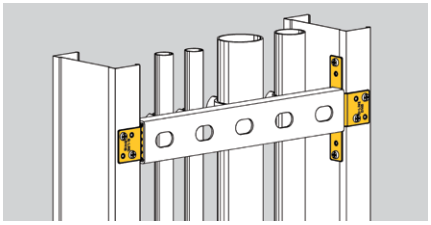



- Attaches 1 3/16" strut, 1½" lathers channel, ½" EMT or ¾" EMT to metal studs.
- Provides support for vertical runs of conduit.
- Finish: Pre-galvanized.

UPC/Part number	Catalog number	Description	Box Qty.
78101101658	**BMB1**	Strut mounting bracket	25 pr.

Uni-Mount Box Support/Cover Plate Mounting Bracket

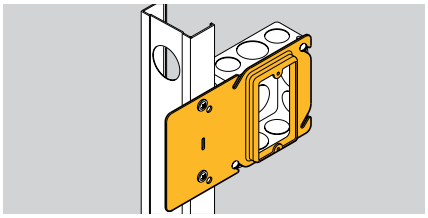



Single Gang BB40 Series



Double Gang BB45 Series

- Uni-Mount™ helps provide a secure support for 4" square boxes and features a built-in plaster ring.
- Rigid bracket design eliminates the need for far-side support.
- Enlarged viewing hole makes it easier to find mark lines on the stud.
- Gangable design accepts BB423 bracket to mount boxes on both sides of the stud.
- Contact factory for prefabricated box assemblies.
- Finish: Pre-galvanized.

UPC/Part number	Catalog number	Description	Box Qty.
78205122768	**BB40-08**	½" Raise	50
78205122771	**BB40-10**	⅝" Raise	50
78205122772	**BB40-12**	¾" Raise	50
78205122773	**BB45-08**	½" Raise	50
78205122774	**BB45-10**	⅝" Raise	50
78205122775	**BB45-12**	¾" Raise	50

Cover Plate Mounting Bracket

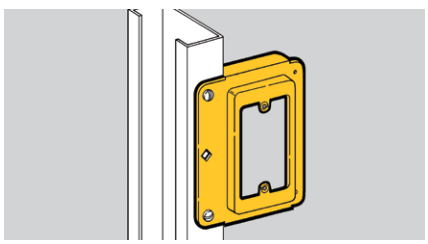



- Provides attachment base for low voltage outlets.
- Replaces electrical box in Class 2 low voltage installations.
- Can be piggy-backed.
- For ½" and ⅝" drywall applications.
- Finish: Pre-galvanized.

UPC/Part number	Catalog number	Description	Box Qty.
78101119873	**BB15**	Single gang stud bracket	50

Read safety/installation instruction sheets in packages before use.
These products are designed for positioning only. No load rating.

Conduit/Cable Supports

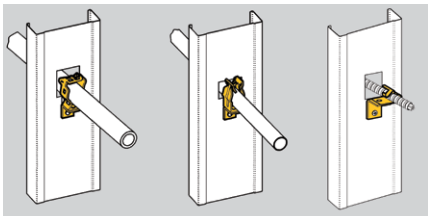



BX4-H7



BG-x-H7



BP-x-H7
(Not UL)



BX4M-H7
(Not UL)

- Supports horizontal runs of conduit, flexible conduit, MC or AC cable through metal studs.
- Attaches easily with a single sheet metal screw.
- Prevents conduit/cable rattling.

UPC/Part number	Catalog number	Conduit/cable size	Box Qty.
78101101228	**BG-6-H7***	⅜", MC, AC, or FMC	100
78101110238	**BG-8-12-H7**	½" or ¾" EMT	100
78101101227	**BP-8-H7**	½" EMT	100
78101101226	**BP-12-H7**	¾" EMT, ½" IMC, Rigid	100
78101101200	**BX4-H7**	MC, AC, or FMC	100
78101101205	**BX4M-H7**	MC, AC, or FMC	100

* BG-6 will accept the following range ∅.420 - ∅.675: 14/2 thru 10/4 MC/AC cable and 5⁄16" or ⅜" flexible conduit.

Flexible Conduit/Cable Fasteners

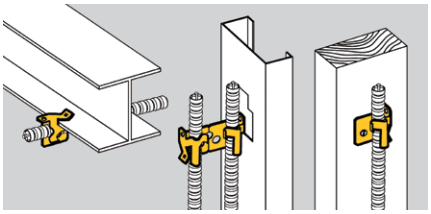



BX4



BX4M



BX4MD

- Attaches MC, AC, sizes 14/2 through 10/3 or ⅜" FMC to studs or flanges up to 3⁄16" thick.
- Snaps into place on metal stud openings or may be screwed to metal or wood studs.
- BX4M may be snapped in half to make two BX4's.
- Allows cables to be positioned a minimum of 1¼" from face of stud as required by NEC Article 300.4(D).

UPC/Part number	Catalog number	Description	Box Qty.
78101101079	**BX4**	Single runs	100
78101101080	**BX4M**	Double runs	100
78101101224	**BX4MD**	Up to 4 runs	100

Read safety/installation instruction sheets in packages before use.
These products are designed for positioning only. No load rating.

Cable Support

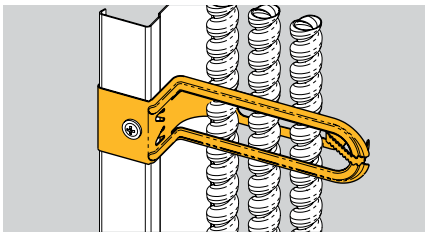



- One-piece design ensures cables are positioned 1¼" from the face of the stud.
- Push mounted for stud positioning.
- Securely attaches to stud using only 1 screw.
- Push mount design prevents part from twisting while installing screw.
- Supports more runs of MC cable than competition (up to 6 runs).
- Rigid product with stiffening ribs and more material than competitive offerings.
- Zip tie locking tab allows trouble-free securing of cables.
- Use BRC6M-1 for wider stud applications and for wood studs.

UPC/Part number	Catalog number	Stud size	Box Qty.
79903843761	**BRC6M**	1¼"	50
79903843762	**BRC6M-1**	All	50

Note: Canadian applications are limited to wood studs only. See cable capacity in bottom chart.



BRCJ

- Ensures cables are positioned 1¼" from the face of the stud.

UPC/Part number	Catalog number	Stud size	Box Qty.
79903862843	**BRCJ**	All	100

Cable type	Cable size	Cable capacity BRC6M	BRCJ
Non-metallic (NM)	14/2, 14/3, 12/2, 12/3, 10/2, 10/3, 8/2 w/grnd.	8	6
	8/3, 6/2 w/grnd.	6	4
Metal clad (MC)	14/2, 14/3, 14/4, 12/2, 12/3, 12/4, 10/2 w/grnd.	6	4
	10/3, 10/4 w/grnd.	5	4
Armored (AC)	14/2, 14/3, 14/4, 12/2, 12/3, 12/4, 10/2 w/grnd.	6	4
	10/3, 10/4 w/grnd.	5	4
Flexible conduit (BX)	5⁄16"	6	4
	3⁄8"	5	4

The quantity of cables shown in the chart is the maximum. Fewer cables can be supported. Diameters are based on data from a leading cable manufacturer (may vary slightly).Diameters of some NM cables refer to the widest dimension of a flat cable. NA = Not applicable.

Staple-Lok Multi-Purpose Cable Support





- Individual plastic staples grip cable and reduce slipping.
- Secures up through #10 type NM cable.
- Supports AC, MC or FMC cable up to ½" O.D.
- Staple-Lok™ break-apart feature allows installation on studs and furring strips.
- Allows cables to be positioned a minimum of 1¼" from face of stud as required by NEC Article 300.4(D).

UPC/Part number	Catalog number	Cable size	Box Qty.
78101103587	**BRC4**	Up to .500" O.D.	100

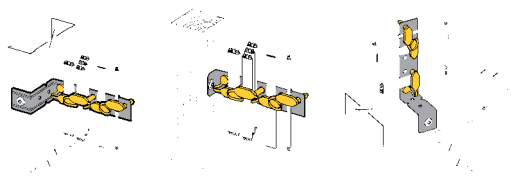

Read safety/installation instruction sheets in packages before use.
These products are designed for positioning only. No load rating.

Wall Studs

Conduit/Cable Supports

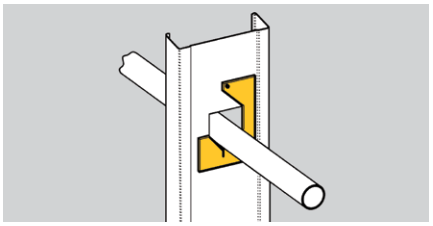



- Allows conduit, MC, AC, or FMC to be pulled through metal studs.
- Provides support for horizontal runs of conduit or cable through metal stud.
- Prevents rattling of conduit/cable.
- Finish: Pre-galvanized.

UPC/Part number	Catalog number	Conduit/cable size	Box Qty.
78101101657	**BX82**	Up to 1"	100

Cable Fasteners

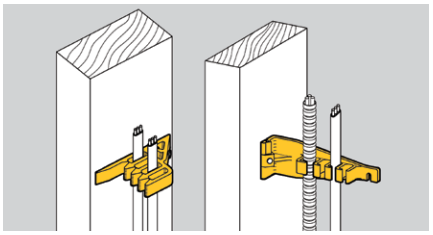



BRC1



BRC2

- Attaches Type NM cables to wood studs.
- Can be used to support computer, CATV, telephone, security and instrumentation cables.
- Provided with nail inserted.
- Allows cables to be positioned a minimum of 1¼" from face of stud as required by NEC Article 300.4(D).

UPC/Part number	Catalog number	Conduit/cable size	Box Qty.
78101102941	**BRC1**	Wood stud cable fastener	50
78101102942	**BRC2**	Furring strip cable fastener	50

Nail Plates for Wood Studs

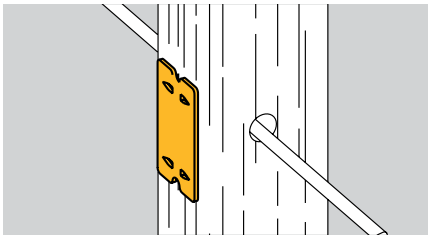



- Protects cable, plastic pipe and copper tubing from screw or nail penetration.
- Easily installed with a hammer.
- Complies with NEC Article 300-4.

UPC/Part number	Catalog number	Conduit/cable size	Box Qty.
78101104927	**BM3**	Nail plate	100

Read safety/installation instruction sheets in packages before use.
These products are designed for positioning only. No load rating.

Nail Plates for Metal Studs

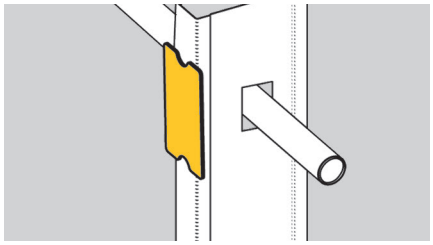


top


bottom


Just peel tape and stick to stud.

- Protects cable, plastic pipe and copper tubing from screw or nail penetration.
- Comes with industrial grade double stick tape on back for easy installation on stud.
- Complies with NEC Article 300-4.

UPC/Part number	Catalog number	Conduit/cable size	Box Qty.
78101126251	**BM3M**	Nail plate	100

Conduit Support

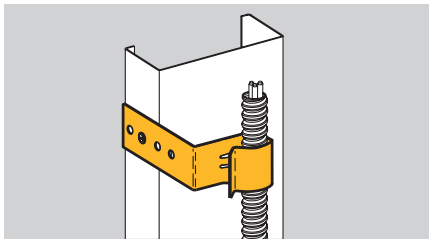


BB38


BB38D

- Larger capacity: Redesigned BB38D attaches ½" to 1" EMT or MC/AC or flexible conduit to metal or wood studs.
- BB38/ BB38D attaches MC/AC cable, ½" & ¾" EMT to metal or wood studs.
- Eliminates the need for offset bending of conduit.
- Aligns conduit with standard box knockouts.
- Allows cables to be positioned a min. of 1¼" from stud face, as required by NEC Article 300.4(D).

UPC/Part number	Catalog number	Box depth	Box Qty.
78101104265	**BB38**	1½"	100
78101195244	**BB38D**	2⅛"	100

Flexible Conduit/Cable Fasteners

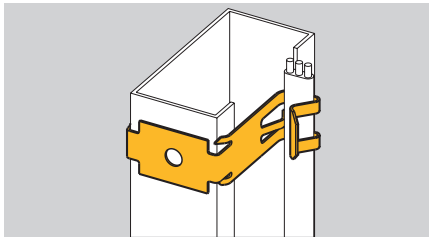



- Secures Romex®† sizes 14/2 w/ground thru 12/3 w/ground, MC/AC sizes 14/2 thru 12/3 to metal or wood studs.
- Allows cables to be positioned a minimum of 1¼" from face of stud as required by NEC Article 300.4(D).

UPC/Part number	Catalog number	Box depth	Box Qty.
78101119755	**BX5**	Secures flexible conduit or cable to metal or wood studs	100

† All other trademarks are property of their respective owners.

Read safety/installation instruction sheets in packages before use.
These products are designed for positioning only. No load rating.

Metal Stud Grommet

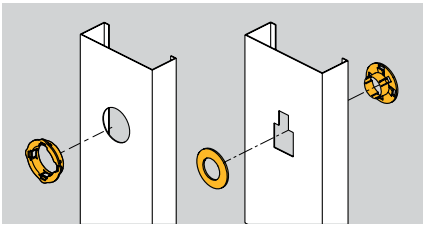



BM1 BM2

- BM1 snaps into standard 1 11/32" diameter holes in metal studs from 25 Ga. to 16 Ga.
- BM2 is shipped as one piece and easily separated for installation.
- Universal BM2 provides 360° protection. Fits all factory punched metal stud holes.
- Protects wire insulation in accordance with NEC Article 300.4(B) (1).

UPC/Part number	Catalog number	Description	Box Qty.
78101119100	**BM1**	Plastic grommet	100
78101119102	**BM1M**	Plastic grommet (bulk quantity)	1000
78101104926	**BM2**	Universal plastic grommet	100

Adjustable Plaster Rings



AMR2



AMR3



AMR0



AMR158

- Adjustable plaster ring can be used with 4" square, 2⅛" deep boxes and fits a range of drywall thicknesses.
- Plaster ring can be adjusted after sheet rock, mud, or tile is installed without removing the wiring devices.
- Helps reduce labor and requirements for multiple products of varying wall thicknesses.

UPC/Part number	Catalog number	Description	Depth	Box Qty.
11842340	**AMR158**	One device adjustable ring	⅝" - 1¼"	25
11838358	**AMR1**	One device adjustable ring	¾" - 1½"	25
11838370	**AMR2**	Two device adjustable ring	⅝" - 1½"	25
11842341	**AMR3**	Three device adjustable ring	¾" - 1½"	25
12164083	**AMR0**	Round device adjustable ring	¾" - 1½"	25

Mounting Screws



BWHS-9



BWHS-9D

UPC/Part number	Catalog number	Description	Box Qty.
78101101675	**BWHS-9**	#8 x 9/16" sheet metal screw	1000
78101104925	**BWHS-9D**	#8 x 9/16" self-drilling sheet metal screw	1000

Note: BWHS-9 & BWHS-9D can be used with all fasteners requiring attachment with sheet metal screws, except on BB2-16, BB2-16D, BB2-24 & BB2-24D which only BWHS-9 can be used.

Read safety/installation instruction sheets in packages before use.
These products are designed for positioning only. No load rating.



Designed for ease of installation, long service life and reliable performance, B-Line series conduit and cable support fasteners provide the ideal choice for a wide range of electrical applications.

Cable support fasteners are used to support metal clad cables (MC), armored cables (AC), non-metallic cables and flexible conduit in new or retrofit commercial construction. These rigid cable support fasteners are used when supporting cable on metal or wood wall studs, wire, purlins and more.





Guide-Rite Conduit Fasteners

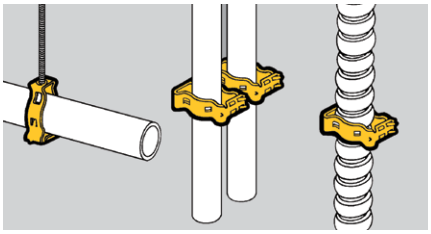

- Supports ⅜" to 2" conduit.
- Guide-Rite™ fastener provides for fast and easy installation with pliers.
- Dura-Copper™ finish - add DCU to part number.
- Static Load Capacity: 100 lbs. - Vertical; 25 lbs. - Horizontal.

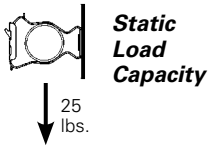

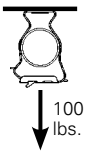



Clearance Hole For ¼" Bolt

UPC/Part number	Catalog number	Conduit size EMT & rigid	Box Qty.
78101118350	**BG-6***	⅜"	100
78101118355	**BG-8-12**	½", ¾"	100
78101118360	**BG-16**	1"	100
78101118365	**BG-20**	1¼"	100
78101118360	**BG-24**	1½"	100
78101118375	**BG-32**	2"	100



4T Suffix ¼"-20 Thread Impression

UPC/Part number	Catalog number	Conduit size EMT & rigid	Box Qty.
78101118380	**BG-6-4T***	⅜"	100
78101118385	**BG-8-12-4T**	½", ¾"	100
78101118390	**BG-16-4T**	1"	100
78101118395	**BG-20-4T**	1¼"	100
78101118400	**BG-24-4T**	1½"	100
78101118405	**BG-32-4T**	2"	100

* BG-6 and BG-6-4T will accept the following range Ø.420 - Ø.675: 14/2 thru 10/4 MC/AC cable and 5/16" or ⅜" flexible conduit

Read safety/installation instruction sheets in packages before use.

Push-Type Conduit Fasteners

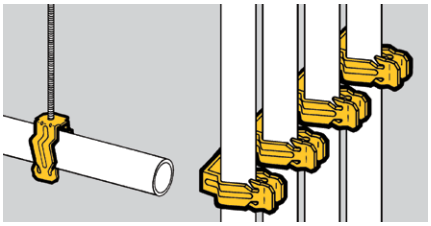

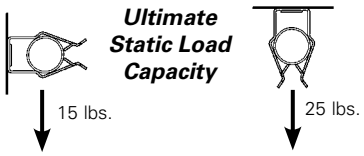



Clearance Hole
For ¼" Bolt



¼"-20
Thread Impression

Note: Use -4T suffix ¼"-20 thread impression

- Conduit easily snaps into push type fastener for secure support.
- Available with clearance hole for ¼" bolt or ¼"-20 thread impression.
- Ultimate Static Load Capacity: 25 lbs. Vertical; 15 lbs. Horizontal
- Use -4T suffix ¼"-20 thread impression.

UPC/Part number	Catalog number	Conduit size	Box Qty.
78101119200	**BP-8**	½" EMT	100
78101119205	**BP-12**	¾" EMT, ½" IMC/ Rigid	100
78101119210	**BP-16**	1" EMT, ¾" IMC/ Rigid	100

UPC/Part number	Catalog number	Conduit size	Box Qty.
78101119215	**BP-8-4T**	½" EMT	100
78101119220	**BP-12-4T**	¾" EMT, ½" IMC/ Rigid	100
78101119225	**BP-16-4T**	1" EMT, ¾" IMC/ Rigid	100

Guide-Rite Conduit Trapeze Fasteners

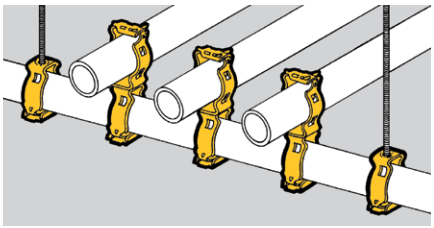



BG-16-G-6

- For use with ⅜" to 2" conduit.
- Guide-Rite™ fastener provides for fast and easy installation with pliers.
- Note: Total load of trapeze must not exceed 100 lbs.

UPC/Part number	Catalog number	Conduit To 1" Trapeze	Box Qty.
78101118615	**BG-16-G-6***	⅜"	100
78101118620	**BG-16-G-8-12**	½", ¾"	100
78101118595	**BG-16-G-16**	1"	100
78101118600	**BG-16-G-20**	1¼"	50
78101118605	**BG-16-G-24**	1½"	50
78101118610	**BG-16-G-32**	2"	50

* BG-16-G-6 will accept the following range Ø.420 - Ø.675: 14/2 thru 10/4 MC/AC cable and 5⁄16" or ⅜" flexible conduit.

Read safety/installation instruction sheets in packages before use.

Push-Type Conduit-to-Conduit Fasteners





BP-8-P-8

- An ideal spacer between conduits.
- No installation tools required.
- Ultimate Static Load Capacity: 25 lbs.

UPC/Part number	Catalog number	Conduit Size	Box Qty.
78101118615	**BP-8-P-8**	½″ to ½″	100
78101118620	**BP-8-P-12**	½″ to ¾″	100
78101118595	**BP-8-P-16**	½″ to 1″	100
78101118600	**BP-12-P-12**	¾″ to ¾″	100
78101118605	**BP-12-P-16**	¾″ to 1″	100
78101118610	**BP-16-P-16**	1" to 1"	100

Note: For rigid conduit with BP series, use next size larger fastener (½" Rigid use BP-12).

Break-Apart Conduit Clamps

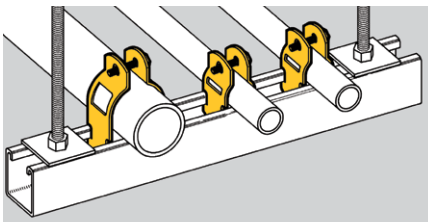



BPC-8 thru BPC-32



BPC-40 thru BPC-64

Static Load Capacity

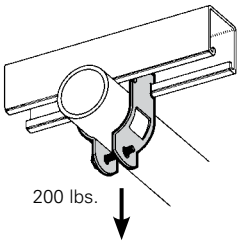

- Patented Multi-grip design fits Rigid, IMC or EMT conduit.
- Convenient break-apart clamp features retained bolt and 5/16" thread impression to eliminate handling of nuts and bolts.
- Finish: Pre-galvanized.
- Static Load Capacity: 200 lbs.
- Recommended torque: 35 in-lbs.

UPC/Part number	Catalog number	Conduit size EMT & rigid	Box Qty.
78101101676	**BPC-8**	½″	100
78101101677	**BPC-12**	¾″	100
78101101680	**BPC-16**	1″	100
78101101679	**BPC-20**	1¼″	50
78101101678	**BPC-24**	1½″	50
78101101681	**BPC-32**	2″	50
78101103977	**BPC-40**	2½″	50
78101103978	**BPC-48**	3″	50
78101103979	**BPC-56**	3½″	25
78101103981	**BPC-64**	4″	25

Read safety/installation instruction sheets in packages before use.

Conduit/Cable Clamps

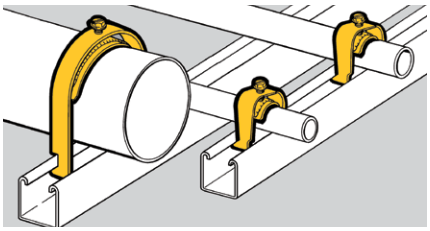



- One-piece assembled product.
- Easy removal without disconnecting adjacent clamps.
- Secure cables easily with protective saddle, preventing damage to conduit or cable.
- One-hand installation.
- Clamp works on equal trade sizes for both EMT and rigid conduit.
- Attaches to cable tray rungs and strut profiles; securing conduit, flexible conduit and cable to cable tray or strut.
- Finish: Pre-galvanized, stainless steel 316.

c UL us

UPC/Part number	Catalog number	Conduit size EMT & rigid	OD Range Inches Min	Max	Static Load Cap. lbs.	Box Qty.
Pre-galvanized steel						
79903860162	**BL050**	½″	0.65	0.89	200	100
79903860163	**BL075**	¾″	0.86	1.11	200	100
79903860164	**BL100**	1″	1.1	1.4	200	100
79903860165	**BL125**	1¼″	1.4	1.725	200	50
79903860166	**BL150**	1½″	1.69	1.98	200	50
79903860168	**BL200**	2″	1.98	2.576	200	50
79903860169	**BL250**	2½″	2.576	3.06	350	25
79903860170	**BL300**	3″	3.06	3.626	350	25
79903860171	**BL350**	3½″	3.626	4.126	350	25
79903860172	**BL400**	4″	4.126	4.626	350	25
Stainless steel						
79903860173	**BL050SS6**	½″	0.65	0.89	200	100
79903860174	**BL075SS6**	¾″	0.86	1.11	200	100
79903860175	**BL100SS6**	1″	1.1	1.4	200	100
79903860176	**BL125SS6**	1¼″	1.4	1.725	200	50
79903860177	**BL150SS6**	1½″	1.69	1.98	200	50
79903860178	**BL200SS6**	2″	1.98	2.576	200	50
79903860179	**BL250SS6**	2½″	2.576	3.06	350	25
79903860180	**BL300SS6**	3″	3.06	3.626	350	25
79903860181	**BL350SS6**	3½″	3.626	4.126	350	25
79903860182	**BL400SS6**	4″	4.126	4.626	350	25

Read safety/installation instruction sheets in packages before use.

Conduit Strut Clamps

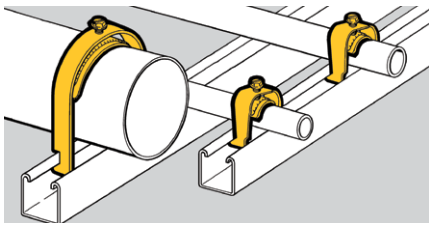

- Attaches conduit, flexible conduit or cables to standard strut channels.
- B1506S designed to secure and support MC/AC cables.
- One-piece design eliminates handling of hardware and allows easy installation and removal in side-by-side conduit runs.
- Anti-rock feature prevents clamp from disengaging during installation.
- Finish: Pre-galvanized..



B1508 thru B1520



B1506S thru B1524S



B1532S thru B1564S

UPC/Part number	Catalog number	Conduit size EMT	Conduit size Rigid	OD Range Inches Min	OD Range Inches Max	Static Load Cap. lbs.	Box Qty.
78101163150	**B1508**	½″	–	–	–	200	100
78101163154	**B1512**	¾″	½″	–	–	200	100
78101163157	**B1516**	1″	¾″	–	–	200	100
78101163160	**B1520**	1¼″	1″	–	–	200	100
Note: Clamps without saddle are not recommended for flexible conduit or cable							
78205144495	**B1506S***	⅜″*		.400	.630	200	100
78101163164	**B1508S**	½″		.250	.680	200	100
78101163168	**B1512S**	¾″	½″	.500	.840	200	100
78101163171	**B1516S**	1″	¾″	.750	1.050	200	100
78101163177	**B1520S**	1¼″	1″	1.125	1.315	200	100
78101163182	**B1524S**	1½″	1¼″	1.375	1.660	350	50
78101163188	**B1532S**	2″	1½″	1.875	2.200	400	50
78101163193	**B1534S**	–	2″	2.125	2.375	400	25
78101163199	**B1540S**	2½″	2½″	2.625	2.875	400	25
78101163205	**B1548S**	3″	3″	3.250	3.500	400	25
78101163211	**B1556S**	3½″	3½″	3.750	4.000	400	10
78101163215	**B1564S**	4″	4″	4.250	4.500	400	10

* B1506S will accept the following
AC Cable 14/2, 14/3, 14/4, 12/2, 12/3, 12/4, 10/2, 10/3, 10/4
MC Cable 14/2, 14/3, 14/4, 12/2, 12/3, 12/4, 10/2, 10/3, 10/4

Read safety/installation instruction sheets in packages before use.

Conduit Hangers

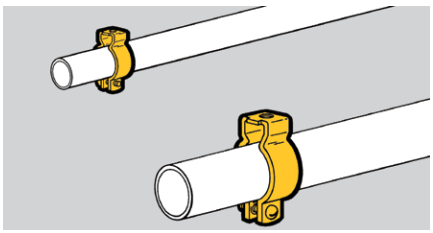



With Retained Bolt and Thread Impression



With Bolt and Nut

- For use with ½" thru 4" Conduit.
- Now available in Dura-Copper™ finish - add DCU to part number.
- Finish: Zinc-plated.

UPC/Part number	Catalog number	Trade Size	Conduit size EMT	Conduit size Rigid	Box Qty.	Design Load Lbs.
78101119800	**BL1400***	0	½″	½″	100	50
78101119801	**BL1410***	1	¾″	¾″	100	50
78101119802	**BL1420***	2	1″	1″	100	60

UPC/Part number	Catalog number	Trade Size	Conduit size EMT	Conduit size Rigid	Box Qty.	Design Load Lbs.
78101119803	**BL1425†**	2.5	1¼″	—	100	75
78101119804	**BL1430†**	3	1½″	1¼″	100	80
78101119805	**BL1440#**	4	—	1½″	50	80
78101119806	**BL1450#**	5	2″	2″	50	100
78101119807	**BL1460#**	6	2½″	2½″	25	125
78101119808	**BL1470#**	7	3″	3″	25	165
78101119809	**BL1480#**	8	3½″	3½″	10	200
78101119810	**BL1490#**	9	4″	4″	10	230

* 9/32" mounting hole. † ¼" mounting hole. # 5/16" mounting hole.

Stainless Steel Conduit Hangers





With Bolt And Nut

- For use with ½" thru 4" conduit.
- Static Load Capacity: 400 lbs.
- Material: Type 304 Stainless Steel.

UPC/Part number	Catalog number	Trade Size	Conduit size EMT	Conduit size Rigid	Box Qty.
78101119800	**BL1400-SS4***	0	½″	½″	100
78101119801	**BL1410-SS4***	1	¾″	¾″	100
78101119802	**BL1420-SS4***	2	1″	1″	100
78101119803	**BL1425-SS4***	2.5	1¼″	–	100
78101119804	**BL1430-SS4***	3	1½″	1¼″	100
78101119805	**BL1440-SS4†**	4	–	1½″	50
78101119806	**BL1450-SS4†**	5	2″	2″	50
78101119807	**BL1460-SS4†**	6	2½″	2½″	25
78101119808	**BL1470-SS4†**	7	3″	3″	25
78101119809	**BL1480-SS4†**	8	3½″	3½″	10
78101119810	**BL1490-SS4†**	9	4″	4″	10

* 9/32″ mounting hole. † 11/32″ mounting hole.

Read safety/installation instruction sheets in packages before use.

Guide-Rite Conduit-to-Pedestal Support

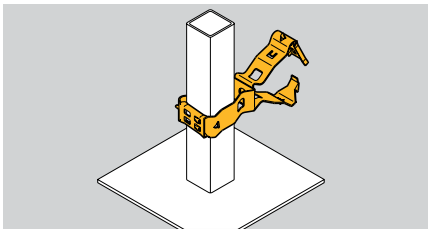



BG-8-12-G6

- Supports conduit from square computer floor pedestals.
- Guide-Rite™ fastener provides for fast and easy installation with pliers.
- Static Load Capacity: 25 lbs.

UPC/Part number	Catalog number	Conduit size EMT & rigid	Box Qty.
78205125589	**BG-8-12-G6***	⅜"	100
78101188538	**BG-8-12-G812**	½", ¾"	100
78101118620	**BG-16-G-8-12**	1"	100
78205125594	**BG-8-12-G20**	1¼"	50
78205125595	**BG-8-12-G24**	1½"	50
78205125597	**BG-8-12-G32**	2"	50

* BG-8-12-G6 will accept the following range Ø.420 - Ø.675: 14/2 thru 10/4 MC/AC cable and 5⁄16" or ⅜" flexible conduit.

Conduit-to-Pedestal Support





BL1410-L1400

- Supports conduit from 1" O.D. computer floor pedestals.
- Static Load Capacity: 25 lbs.
- Finish: Zinc-plated. Also available in Type 304 Stainless Steel. Contact factory for details.

UPC/Part number	Catalog number	Trade Size	Conduit size EMT	Conduit size Rigid	Box Qty.
78205125599	**BL1410-L1400**	0	½"	½"	50
78205125601	**BL1410-L1410**	1	¾"	¾"	50
78205125602	**BL1410-L1420**	2	1"	1"	50
78205125603	**BL1410-L1425**	2.5	--	1¼"	50
78205125607	**BL1410-L1430**	3	1¼"	1½"	50
78205125612	**BL1410-L1440**	4	1½"	--	25
78205125614	**BL1410-L1450**	5	2"	2"	25
78205125617	**BL1410-L1460**	6	2½"	2½"	10
78205125618	**BL1410-L1470**	7	3"	3"	10
78205125619	**BL1410-L1480**	8	3½"	3½"	5

Read safety/installation instruction sheets in packages before use.

Rod & Wire Fasteners





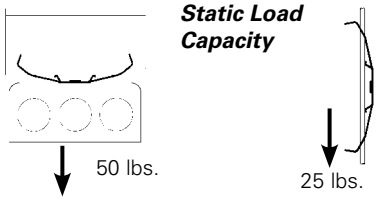

- BW2 and BW6 support #10-24 or ¼"-20 threaded bridle rings and provide attachment for electrical boxes.
- BW2S & BW6S are provided with one each ¼"-20 x ⅜" screw and hex nut.

UPC/Part Number	Catalog Number	Drop Rod/ Wire Size	Flange Thickness	Box Qty.
78101119700	**BW2**	#12 wire thru ¼" plain or threaded rod	⅛" - ⅜"	100
78205140156	**BW2S**	#12 wire thru ¼" plain or threaded rod	⅛" - ⅜"	100
78101195516	**BW6**	⅜" plain or threaded rod	⅜" - 7⁄16"	100
78205140157	**BW6S**	⅜" plain or threaded rod	⅜" - 7⁄16"	100



- BW4 supports cables from #12 thru #8 wire.

MC/AC Cable Size	#12 Wire	#10 Wire	#8 & #9 Wire
14/2 Cable	BW4	BW4	BW4
14/3 Cable	BW4	BW4	BW4
12/2 Cable	BW4	BW4	BW4
12/3 Cable	BW4	BW-8	BW-8

UPC/Part Number	Catalog Number	Description	Box Qty.
78101119705	**BW4**	Multi-size Wire Fastener	100

BW4 is designed for positioning only. No load rating.
Note: An independent means of support is required by NEC Article 300.11.

Rod & Wire Fasteners

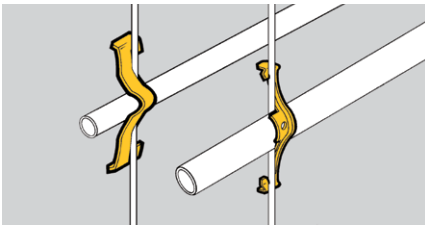



- Attaches conduit to wire rods or flanges.
- Can be used for flexible metallic tubing or armored cable.

UPC/Part Number	Catalog Number	Box Qty.
78101119710	**BW-8**	100
78101119715	**BW-12**	100
78101119720	**BW-16**	100
78101119725	**BW-20**	100

Conduit Size	#10 & #12 Wire	#8 & #9 Wire	3⁄16" & ¼" Rod	⅛" to ¼" Flange	5⁄16" to ⅜" Flange	7⁄16" to ½" Flange
½" EMT	BW-8	BW-8	BW-8	BW-8	BW-12	BW-12
½" Rigid	BW-8	BW-12	BW-12	BW-12	BW-12	BW-16
¾" EMT	BW-12	BW-12	BW-12	BW-12	BW-16	BW-16
¾" Rigid	BW-12	BW-12	BW-16	BW-16	BW-20*	BW-20*
1" EMT	—	BW-16	BW-16	BW-16	BW-20*	BW-20*
1" Rigid	—	—	—	BW-20*	BW-20*	BW-20*
1¼" EMT	—	BW-20	BW-20	BW-20	—	—

*Note: For horizontal applications only.

Static Load Capacity

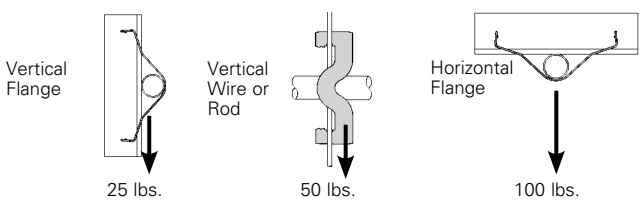

Note: An independent means of support is required by NEC Article 300.11.

Read safety/installation instruction sheets in packages before use.

Guide-Rite Conduit-to-Rod Fasteners

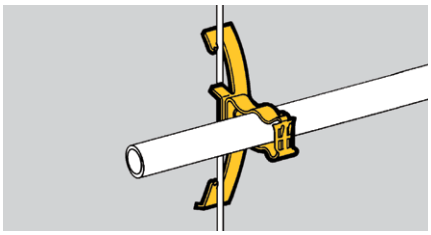



Static Load Capacity

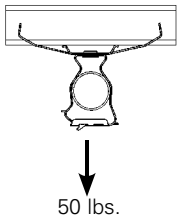

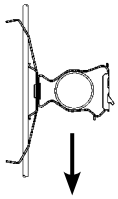

- Assemblies support ½", ¾" and 1"conduit.
- W2 series attaches to ⅛" thru ⅜" flanges or #12 wire thru ¼" plain or threaded rod.
- W6 series attaches to ⅜" thru 7⁄16" flanges or ⅜" plain or threaded rod.

UPC/Part Number	Catalog Number	Conduit Size EMT/Rigid	Box Qty.
78101118540	**BG-8-12-W2**	½", ¾"	100
78101118640	**BG-16-W2**	1"	100
78101195519	**BG-8-12-W6**	½", ¾"	100
78101195520	**BG-16-W6**	1"	100

Push-Type Conduit-to-Rod Fasteners

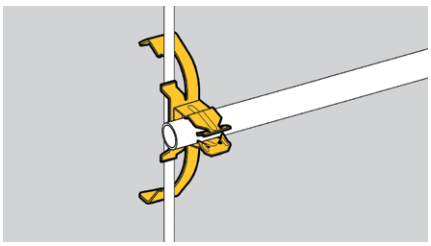



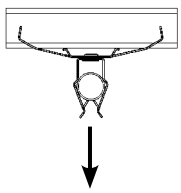

Ultimate Static Load Capacity

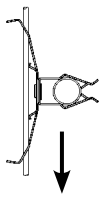

- Assemblies support ½", ¾" and 1" conduit.
- W2 series attaches to ⅛" thru ⅜" flanges or #12 wire thru ¼" plain or threaded rod.
- W6 series attaches to ⅜" thru 7⁄16" flanges or ⅜" plain or threaded rod.

UPC/Part Number	Catalog Number	Conduit Size	Box Qty.
78101119325	**BP-8-W2**	½" EMT	100
78101119420	**BP-12-W2**	¾" EMT or ½" IMC. Rigid	100
78101119505	**BP-16-W2**	1" EMT or ¾" IMC, Rigid	100
78101195521	**BP-8-W6**	½" EMT	100
78101195522	**BP-12-W6**	¾" EMT or ½" IMC. Rigid	100
78101195523	**BP-16-W6**	1" EMT or ¾" IMC, Rigid	100

Note: An independent means of support is required by NEC Article 300.11.

Read safety/installation instruction sheets in packages before use.

Flex-Rite Cable/Conduit-to-Wire Fasteners

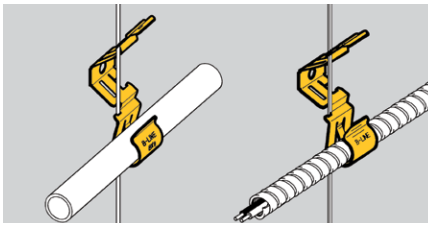



BX-8

- Flex-Rite™ can be used in place of batwings.
- Will not bend or deform hanger wire.
- Attaches to #12 - #8 wire and ¼" plain rod.
- Accommodates MC, AC, ⅜" FMC or ½" EMT.
- Cable can be installed before or after attachment to wire.
- Static Load Capacity: BX-8 - 20 lbs.; BX-18 - 30 lbs.

UPC/Part Number	Catalog Number	Cable/Conduit Size	Box Qty.
78101101402	**BX-8**	.375" to 706" O.D.	100
78101102943	**BX-18**	.706" to 1.380" O.D.	100
78101101685	**BX-8B**	Bulk Packed In Fiber Barrels	4000

Cable-to-Rod Fasteners

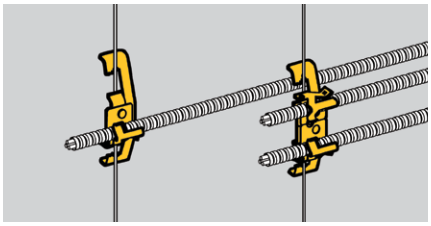



BX4-W2



BX4M-W2

- Assemblies support MC, AC, sizes 14/2 through 10/3 or ⅜" FMC.
- W2 series attaches to ⅛" thru ⅜" flanges or #12 wire thru ¼" plain or threaded rod.
- W6 series attaches to ⅜" thru 7/16" flanges or ⅜" plain or threaded rod.

UPC/Part Number	Catalog Number	Description	Box Qty.
78101101219	**BX4-W2**	Single Runs	100
78101101189	**BX4M-W2**	Double Runs	100
78101195517	**BX4-W6**	Single Runs	100
78101195518	**BX4M-W6**	Double Runs	100

Read safety/installation instruction sheets in packages before use.
These products are designed for positioning only. No load rating.

Cable Fasteners

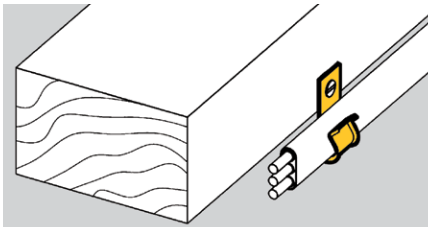



BRC3

- Attaches Type NM cable to most structures.
- Supports cable sizes 14/2 and 12/2 with ground wire.
- May be used with other B-Line series fasteners for attachment to acoustical tees, beams, drop wires, etc.

UPC/Part Number	Catalog Number	Description	Box Qty.
78101103553	**BRC3**	Type NM Cable Fastener	100

Cable Fasteners

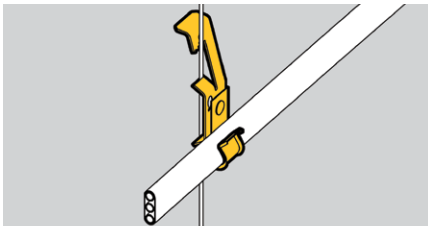



BRC3-W2

- Supports cable sizes 14/2 and 12/2 with ground wire.
- W2 series supports cable from #12 wire thru ¼" plain or threaded rod.
- W6 series supports cable from ⅜" plain or threaded rod.

UPC/Part Number	Catalog Number	Description	Box Qty.
78101103547	**BRC3-W2**	Type NM Cable To Wire Fastener	100
78101195524	**BRC3-W6**	Type NM Cable To Wire Fastener	100

Read safety/installation instruction sheets in packages before use.
These products are designed for positioning only. No load rating.

Multi-Run Cable Carrier for MC/AC Cable

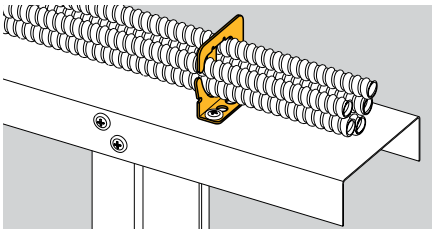

- Secures and supports multiple runs of MC/AC cable as required by the NEC.
- Effectively organizes cables and helps eliminate derating issues.
- Retention tab is open for easy loading and unloading and contains cables when bent in place.
- Compatible with new BCH-HBA for multi tier assemblies.
- Load Capacity: 50 lbs.
- Finish: Zinc-plated.



BRC5-1



BRC5-2



BRC5-3

UPC/Part Number	Catalog Number	Cable Diameter & Number Of Runs	Box Qty.
78205143593	**BRC5-1**	.430" to .560" Up To 4 Runs	50
78205143594	**BRC5-2**	.430" to .560" Up To 9 Runs	50
78205143595	**BRC5-3**	.560" to .690" Up To 7 Runs	50

Multi-Run Cable Carrier for MC/AC Cable

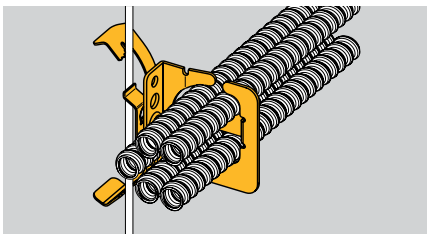

- Secures and supports multiple runs of MC/AC cable as required by the NEC.
- W2 Series attaches to ⅛" thru ⅜" flanges or #12 thru ¼" plain or threaded rod.
- W6 Series attaches to ⅜" thru 7⁄16" flanges or ⅜" plain or threaded rod.
- Load Capacity: 50 lbs.
- Finish: Zinc-plated.



BRC51-W2

UPC/Part Number	Catalog Number	Cable Diameter & Number Of Runs	Box Qty.
78205144075	**BRC51-W2**	.430" to .560" Up To 4 Runs	25
78205144076	**BRC52-W2**	.430" to .560" Up To 9 Runs	25
78205144077	**BRC53-W2**	.560" to .690" Up To 7 Runs	25
78205144078	**BRC51-W6**	.430" to .560" Up To 4 Runs	25
78205144079	**BRC52-W6**	.430" to .560" Up To 9 Runs	25
78205144080	**BRC53-W6**	.560" to .690" Up To 7 Runs	25

Note: An independent means of support is required by NEC Article 300.11.

Read safety/installation instruction sheets in packages before use.

Flexible Cable Support

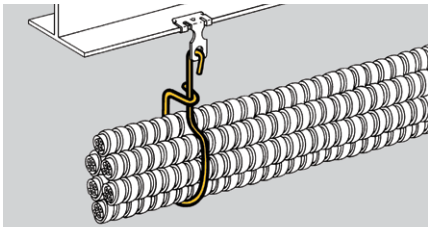



BX2 BX6

- Designed to support multiple runs of MC, AC, FMC or communication cable.
- Static Load Capacity: BX2 - 50 lbs.; BX6 & BX24 - 75 lbs.
- Finish: Zinc-plated.

UPC/Part Number	Catalog Number	Description	Box Qty.
78205104934	**BX2**	Usable Area = 2 sq. in.	100
78205119765	**BX6**	Usable Area = 4 sq. in.	100
78205119766	**BX24**	Usable Area = 13 sq. in.	100

Flexible Conduit/Cable Fasteners

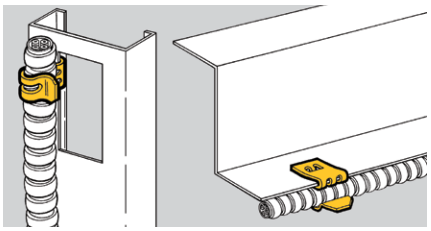



- Fastens flexible conduit and other small cables to beam flanges, bar joists or metal studs.
- Cable O.D. range of 0.42" to 0.70".
- Maximum flange thickness 5⁄32".

UPC/Part Number	Catalog Number	Description	Box Qty.
78101119770	**BX9**	Flexible Conduit Fastener	100

Flexible Conduit/Cable Fasteners

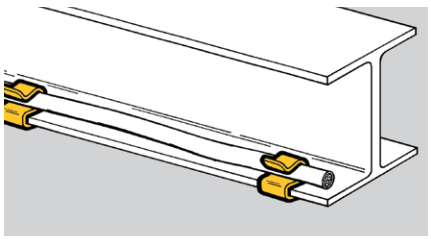

- Secures cable along flanges 1⁄16" to 3⁄4"
- The BFA flange adapters attach BXS series to thicker flanges.
- BX_-67 accepts 14/2, 12/2 & 10/2 romex with ground.
- BX_-1011 accepts 14/2, 12/2 & 10/2 romex with ground.
- BX_-1214 accepts 10/3, romex with ground.
- Finish: Zinc Plated.



BFA Series (For Use with BXS Series Only)



BXS Series



BXL Series

UPC/Part Number	Catalog Number	Flange Thickness	Cable Diameter	Box Qty.
78101119973	**BXS-67**	1⁄16" - 5⁄32"	.218 to .281	100
78101119974	**BXS-89**	1⁄16" - 5⁄32"	.290 to .375	100
78101119975	**BXS-1011**	1⁄16" - 5⁄32"	.375 to .437	100
78101119976	**BXS-1214**	1⁄16" - 5⁄32"	.444 to .560	100
78101119977	**BXS-1519**	1⁄16" - 5⁄32"	.500 to .718	100
78101119978	**BXS-2024**	1⁄16" - 5⁄32"	.748 to .945	100
78101119979	**BXS-2530**	1⁄16" - 5⁄32"	.968 to 1.250	100
78101119980	**BXM-67**	5⁄32" - 9⁄32"	.218 to .281	100
78101119981	**BXM-89**	5⁄32" - 9⁄32"	.290 to .375	100
78101119982	**BXM-1011**	5⁄32" - 9⁄32"	.375 to .437	100
78101119983	**BXM-1214**	5⁄32" - 9⁄32"	.444 to .560	100
78101119984	**BXM-1519**	5⁄32" - 9⁄32"	.500 to .718	100
78101119985	**BXM-2024**	5⁄32" - 9⁄32"	.748 to .945	100
78101119986	**BXM-2530**	5⁄32" - 9⁄32"	.968 to 1.250	100
78101119987	**BXL-67**	5⁄16" - 1⁄2"	.218 to .281	100
78101119988	**BXL-89**	5⁄16" - 1⁄2"	.290 to .375	100
78101119989	**BXL-1011**	5⁄16" - 1⁄2"	.375 to .437	100
78101119990	**BXL-1214**	5⁄16" - 1⁄2"	.444 to .560	100
78101119991	**BXL-1519**	5⁄16" - 1⁄2"	.500 to .718	100
78101119992	**BXL-2024**	5⁄16" - 1⁄2"	.748 to .945	100
78101119993	**BXL-2530**	5⁄16" - 1⁄2"	.968 to 1.250	100
78101119956	**BFA-1520**	5⁄8" - 3⁄4"	–	100

Read safety/installation instruction sheets in packages before use.
These products are designed for positioning only. No load rating.

Conduit Quick Caps & Spacers

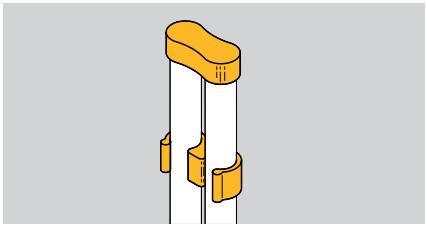



BCS & BES
8 & 8C thru 16
& 16C



BCS 18, 18C, 20, & 20C



BCS 12AS & 16AS

- Quick caps and spacers eliminate the time consuming method of duct taping conduit stubs.
- Quick spacers are designed to separate and secure conduit during concrete pours.
- Quick caps maintain spacing and keep conduit free from dirt and debris.
- Quick caps and spacers properly space conduit for any 4" square box.
- Available in EMT & Rigid conduit sizes.

UPC/Part Number	Catalog Number	Conduit Size	Box Qty.
Conduit Spacer			
78205122356	**BCS-8**	½" Rigid Conduit	50
78205140057	**BES-8**	½" EMT Conduit	50
78205122357	**BCS-12**	¾" Rigid Conduit	50
78205140058	**BES-12**	¾" EMT Conduit	50
78205122358	**BCS-16**	1" Rigid Conduit	50
78205140059	**BES-16**	1" EMT Conduit	50
79903855806	**BCS-18**	1½" Rigid Conduit	25
79903855807	**BCS-20**	2" Rigid Conduit	25
Conduit Cap			
78205122359	**BCS-8C**	½" Rigid Conduit	50
78205140060	**BES-8C**	½" EMT Conduit	50
78205122361	**BCS-12C**	¾" Rigid Conduit	50
78205140061	**BES-12C**	¾" EMT Conduit	50
78205122362	**BCS-16C**	1" Rigid Conduit	50
78205140062	**BES-16C**	1" EMT Conduit	50
79903855803	**BCS-18C**	1½" Rigid Conduit	25
79903855805	**BCS-20C**	2" Rigid Conduit	25
Conduit Spacer			
79903855808	**BCS-12AS**	¾" Rigid Conduit	50
79903855809	**BCS-16AS**	1" Rigid Conduit	25

Read safety/installation instruction sheets in packages before use.
These products are designed for positioning only. No load rating.

Conduit Spacer Brackets

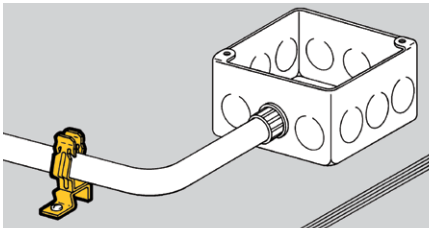



BG



BP

- Helps eliminate the need for offset bends when used with 2⅛" deep boxes.
- Provides secure support between conduit and deck.
- D4 series is easily installed with screw gun or powder actuated tools.
- Allows for complete conduit layout prior to anchoring.

UPC/Part number	Catalog number	Conduit Size	Box Qty.
78101118500	**BG-8-12-D4**	½" or ¾"	100
78101119270	**BP-8-D4**	½" EMT	100
78101119370	**BP-12-D4**	¾" EMT or ½" IMC, Rigid	100
78101119460	**BP-16-D4**	1" EMT or ¾" IMC, Rigid	100

Conduit Spacer Brackets

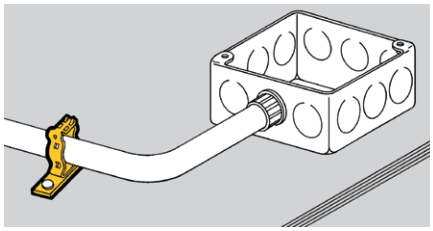



BG



BP

- Helps eliminate the need for offset bends when used with 1½" deep boxes.
- Attaches conduit to concrete, steel or wood with nails.
- May be attached after conduit positioning.

UPC/Part number	Catalog number	Conduit Size	Box Qty.
78101118495	**BG-8-12-D3**	½" or ¾"	100
78101119265	**BP-8-D3**	½" EMT	100
78101118365	**BP-12-D3**	¾" EMT or ½" IMC, Rigid	100

Read safety/installation instruction sheets in packages before use.
These products are designed for positioning only. No load rating.

Guide-Rite Conduit & Box Support Fasteners

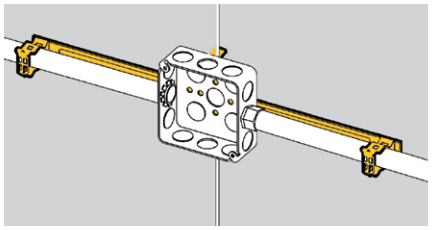

- See Ruff-IN pages for prefabricated box assemblies.



BG__-S18



BG__-S18-MC3

UPC/Part Number	Catalog Number	Conduit Size EMT & Rigid	Box Qty.
78101103575	**BG6-S18** *	⅜"	25
78101103573	**BG812-S18**	½" or ¾"	25
78101103574	**BG16-S18**	1"	25
With Multiple Conduit Plate			
78205152812	**BG6-S18-MC3** *	⅜"	25
78205152900	**BG812-S18-MC3**	½" or ¾"	25
78205152901	**BG16-S18-MC3**	1"	25



BG-__-S18-S
With ¼"-20 x ⅝" Stud



BG-__-S18-S-MC3
With ¼"-20 x ⅝" Stud

With Stud			
78205152902	**BG6-S18S** *	⅜"	25
78110104979	**BG812-S18S**	½" or ¾"	25
78205152903	**BG16-S18S**	1"	25
With Stud & Multiple Conduit Plate			
78205152904	**BG6-S18S-MC3** *	⅜"	25
78205152905	**BG812-S18S-MC3**	½" or ¾"	25
78205152906	**BG16-S18S-MC3**	1"	25

* BG-6 will accept the following range Ø.420 - Ø.675:
14/2 thru 10/4 MC/AC cable and 5⁄16" or ⅜" flexible conduit.

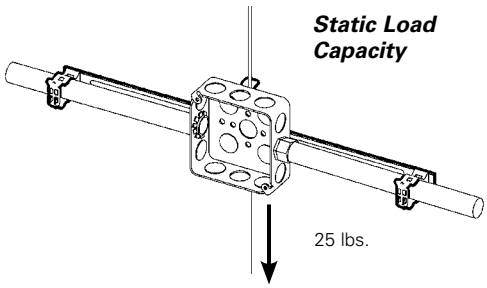

- BMC3 plate supports multiple conduit runs.
- Riveted assembly provides support for electrical boxes and conduit runs on either side of the box.
- Helps reduce drop wires by up to 66% when using W2/W6 assemblies.
- Assemblies using BMC3 plate include center conduit clip.
- Additional conduit clips may be purchased separately.



BG__-S18-W_



BG__-S18-W_-MC3

UPC/Part Number	Catalog Number	Conduit Size EMT & Rigid	Box Qty.
W2 Series for #12 thru ¼" Rod **			
78101103578	**BG6-S18-W2** *	⅜"	25
78101103577	**BG812-S18-W2**	½" or ¾"	25
78101103577	**BG16-S18-W2**	1"	25
W2 Series for #12 thru ¼" Rod & Multiple Conduit Plate **			
78205152855	**BG6-S18-W2-MC3** *	⅜"	25
78205152739	**BG812-S18-W2-MC3**	½" or ¾"	25
78205152862	**BG16-S18-W2-MC3**	1"	25
W6 Series for ⅜" Plain or Threaded Rod **			
78110199581	**BG6-S18-W6** *	⅜"	25
78110199582	**BG812-S18-W6**	½" or ¾"	25
78110199580	**BG16-S18-W6**	1"	25
W6 Series for ⅜" Plain or Threaded Rod & Multiple Conduit Plate **			
78205152856	**BG6-S18-W6-MC3** *	⅜"	25
78205152860	**BG812-S18-W6-MC3**	½" or ¾"	25
78205152864	**BG16-S18-W6-MC3**	1"	25

* BG-6 will accept the following range Ø.420 - Ø.675:
14/2 thru 10/4 MC/AC cable and 5⁄16" or ⅜" flexible conduit

** Note:
An independent means of support is required by NEC Article 300.11.

Read safety/installation instruction sheets in packages before use.

Push-Type Conduit & Box Support Fasteners

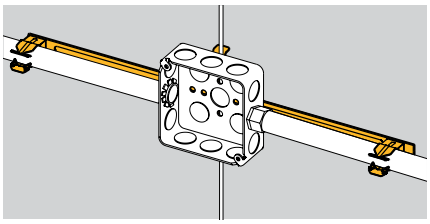



BP__-S18



BP__-S18-MC3



BP-__-S18-S
With ¼"-20 x ⅝"
Stud



BP-__-S18-S-MC3
With ¼"-20 x ⅝"
Stud



BG__-S18-W_



BG__-S18-W_-MC3

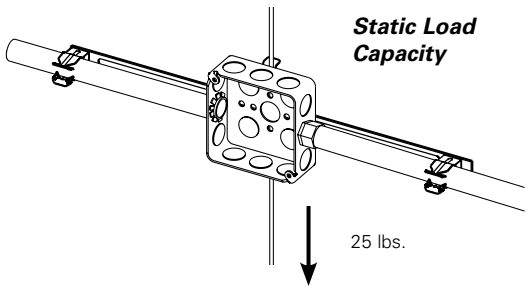

- New BMC3 plate is available to support multiple conduit runs.
- Riveted assembly provides support for electrical boxes and conduit runs on either side of the box.
- Reduces drop wires by up to 66% when using W2/W6 assemblies.
- Assemblies using BMC3 plate include center conduit clip. Additional conduit clips may be purchased separately.
- See the Ruff-IN brochure for prefabricated box assemblies.

UPC/Part Number	Catalog Number	Conduit Size E(EMT) R(Rigid)	Box Qty.
78205123604	**BP8-S18**	½" E	25
78205123605	**BP12-S18**	¾" E or ½" R	25
78205123606	**BP16-S18**	1"E, ¾" R	25
With Multiple Conduit Plate			
78205152907	**BP8-S18-MC3**	½" E	25
78205152908	**BP12-S18-MC3**	¾" E or ½" R	25
78205152909	**BP16-S18-MC3**	1"E, ¾" R	25
With Stud			
78205123631	**BP8-S18S**	½" E	25
78205123633	**BP12-S18S**	¾" E or ½" R	25
78205123634	**BP16-S18S**	1"E, ¾" R	25
With Stud & Multiple Conduit Plate			
78205152913	**BP8-S18S-MC3**	½" E	25
78205152914	**BP12-S18S-MC3**	¾" E or ½" R	25
78205152915	**BP16-S18S-MC3**	1"E, ¾" R	25

UPC/Part Number	Catalog Number	Conduit Size E(EMT) R(Rigid)	Box Qty.
W2 Series for #12 thru ¼" Rod **			
78205123615	**BP8-S18-W2**	½" EMT	25
78205123619	**BP12-S18-W2**	¾" E or ½" R	25
78205123627	**BP16-S18-W2**	1"E, ¾" R	25
W2 Series for #12 thru ¼" Rod & Multiple Conduit Plate **			
78205152847	**BP8-S18-W2-MC3**	½" EMT	25
78205152848	**BP12-S18-W2-MC3**	¾" E or ½" R	25
78205152849	**BP16-S18-W2-MC3**	1"E, ¾" R	25
W6 Series for ⅜" Plain or Threaded Rod **			
78205123628	**BP8-S18-W6**	½" EMT	25
78205123629	**BP12-S18-W6**	¾" E or ½" R	25
78205123630	**BP16-S18-W6**	1"E, ¾" R	25
W6 Series for ⅜" Plain or Threaded Rod & Multiple Conduit Plate **			
78205152850	**BP8-S18-W6-MC3**	½" EMT	25
78205152851	**BP12-S18-W6-MC3**	¾" E or ½" R	25
78205152854	**BP16-S18-W6-MC3**	1"E, ¾" R	25

** Note:
An independent means of support is required by NEC Article 300.11.

Read safety/installation instruction sheets in packages before use.

Multi-Run Cable Carrier & Box Support Fasteners

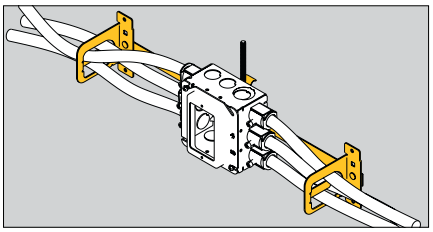

- Riveted assembly provides support for electrical boxes and cable runs on either side of the box.
- Reduces drop wires by up to 66% when using W2/W6 assemblies.
- Cable retention tab is open for easy loading and contains the cables when bent in place.
- Consult factory for prefabricated box assemblies.

UPC/Part Number	Catalog Number	Conduit Size	Box Qty.
78205152916	**BRC51-S18**	Up to 4 runs .430" - .560"	25
78205152918	**BRC53-S18**	Up to 7 runs .560" - .690"	25



BRC5_-S18

UPC/Part Number	Catalog Number	Conduit Size	Box Qty.
With Stud			
78205152919	**BRC51-S18S**	Up to 4 runs .430" - .560"	25
78205152921	**BRC53-S18S**	Up to 7 runs .560" - .690"	25



BRC5_-S18-S
With ¼"-20 x ⅝" Stud

UPC/Part Number	Catalog Number	Conduit Size	Box Qty.
W2 Series for #12 thru ¼" Rod **			
78205152865	**BRC51-S18-W2**	Up to 4 runs .430" - .560"	25
78205152869	**BRC53-S18-W2**	Up to 7 runs .560" - .690"	25



BRC5_-S18-W_

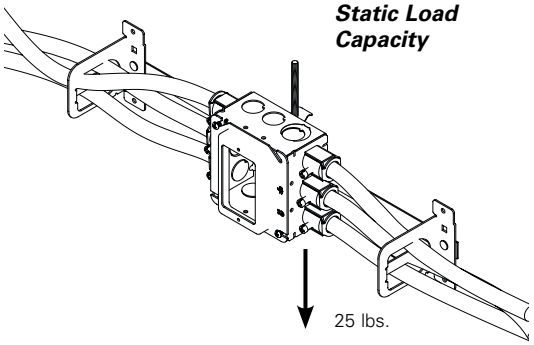

UPC/Part Number	Catalog Number	Conduit Size	Box Qty.
W6 Series for ⅜" Plain or Threaded Rod **			
78205152866	**BRC51-S18-W6**	Up to 4 runs .430" - .560"	25
78205152870	**BRC53-S18-W6**	Up to 7 runs .560" - .690"	25

** Note:
An independent means of support is required by NEC Article 300.11.

Read safety/installation instruction sheets in packages before use.



Designed to help reduce installation time, B-Line series acoustical tee and T-bar fasteners are used to suspend or mount electrical boxes, lighting, signage, fan and more to acoustical tees, troffer and T-bars.





T-bar Support Fasteners

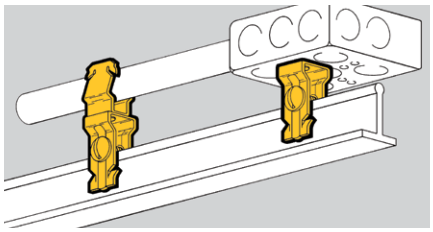



BA14

- Attaches to top of acoustical T-bar with ¼"-20 screw.
- Has ¼"-20 thread impression for attachment to box or conduit fastener.
- **WARNING** Do not use for hanging acoustical tee.

UPC/Part Number	Catalog Number	Description	Box Qty.
78101118090	**BA14**	T-bar Support Clip	100

Troffer Fasteners

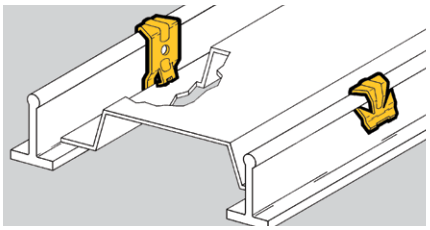



BA15

- Gives positive support for troffers and lay-in fixtures.
- Complies with NEC Article 410.36(B) for fixtures supported by suspended ceilings.
- Fits rectangular or round head T-bars.
- Commonly known as "Hurricane Clip".

UPC/Part Number	Catalog Number	Description	Box Qty.
78101118095	**BA15**	For Straight Lip or Upturned Lip Fixtures	100
78205118209	**BA15W**	White, For Straight Lip or Upturned Lip Fixtures	100

Read safety/installation instruction sheets in packages before use.
These products are designed for positioning only. No load rating.

Side Mount T-bar Fasteners

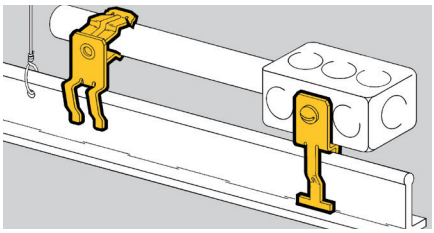



BA5-4T



BG Series



BP Series

- A positive method for supporting vertical boxes, conduit or cable above T-bar.
- Allows conduit to clear drop wires.
- WARNING Do not use for hanging acoustical tee.

UPC/Part Number	Catalog Number	Description	Box Qty.
78101118120	**BA5-4T**	With ¼"-20 Thread Impression	100

- A positive method for supporting vertical boxes, conduit or cable above T-bar.
- Allows conduit to clear drop wires.
- WARNING Do not use for hanging acoustical tee.

UPC/Part Number	Catalog Number	Conduit Size	Box Qty.
78101118410	**BG-6-A5** *	⅜"	100
78101118465	**BG-8-12-A5**	½", ¾"	100
78101118545	**BG-16-A5**	1"	100
78101119235	**BP-8-A5**	½" EMT	100
78101119335	**BP-12-A5**	¾" EMT ½" IMC, Rigid	100
78101118545	**BP-16-A5**	1"EMT ¾" IMC, Rigid	100

* BG-6 will accept the following range ∅.420 - ∅.675: 14/2 thru 10/4 MC/AC cable and 5⁄16" or ⅜" flexible conduit

Top Mount T-bar Fasteners





BA6-4T

- A positive method for supporting horizontal boxes or conduit above T-bar.
- Allows conduit to clear drop wires.
- WARNING Do not use for hanging acoustical tee.

UPC/Part Number	Catalog Number	Description	Box Qty.
78101118125	**BA6-4T**	With ¼"-20 Thread Impression	100

Read safety/installation instruction sheets in packages before use.
These products are designed for positioning only. No load rating.

Top Mount T-bar Fasteners





BG Series



BP Series

- A positive method for supporting horizontal boxes or conduit above T-bar.
- Allows conduit to clear drop wires.
- WARNING Do not use for hanging acoustical tee.

UPC/Part Number	Catalog Number	Conduit Size	Box Qty.
78101188540	**BG-6-A6** *	⅜"	100
78101118470	**BG-8-12-A6**	½", ¾"	100
78101118550	**BG-16-A6**	1"	100
78101119240	**BP-8-A6**	½" EMT	100
78101119340	**BP-12-A6**	¾" EMT ½" IMC, Rigid	100
78101119435	**BP-16-A6**	1"EMT ¾" IMC, Rigid	100

* BG-6 will accept the following range ∅.420 - ∅.675: 14/2 thru 10/4 MC/AC cable and 5⁄16" or ⅜" flexible conduit

Top Mount T-bar Fasteners





BX4-A6



BX4M-A6



BX4-A5



BX4M-A5

- A positive method for supporting cable or flexible conduit above T-bar.
- Assemblies support MC, AC, sizes 14/2 through 10/3 or ⅜" FMC.

UPC/Part Number	Catalog Number	Description	Box Qty.
78101101220	**BX4-A6**	Single Runs	100
78101101216	**BX4M-A6**	Double Runs	100

Note: Fasteners will rotate 360°.

- A positive method for supporting cable or flexible conduit above T-bar.
- Assemblies support MC, AC, sizes 14/2 through 10/3 or ⅜" FMC.

UPC/Part Number	Catalog Number	Description	Box Qty.
78101101187	**BX4-A5**	Single Runs	100
78101101211	**BX4M-A5**	Double Runs	100

Note: Fasteners will rotate 360°.

Read safety/installation instruction sheets in packages before use.
These products are designed for positioning only. No load rating.

Support Fasteners

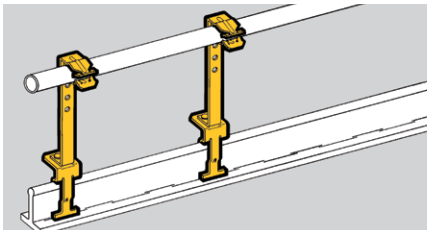



BA28



BX4M-A28

- Supports conduit and electrical boxes above T-bar.
- Height adjusts from 4¼" to 7¼".
- Conduit fasteners can be attached at ¾" increments.
- BX4M-A28 supports cable or FMC above T-bar.

UPC/Part Number	Catalog Number	Description	Box Qty.
78101118115	**BA28**	½" Holes Allow for Adjustment Between 4¼" and 7¼" at ¾" Increments	50
78101101211	**BX4M-A28**	Double Runs MC. AC, or FMC	25



BP-12-A28

- Supports conduit and electrical boxes above T-bar.
- Height adjusts from 4¼" to 7¼".
- Conduit fasteners can be attached at ¾" increments.
- BX4M-A28 supports cable or FMC above T-bar.

UPC/Part Number	Catalog Number	Conduit Size	Box Qty.
78101119230	**BP-8-A28**	½" EMT	100
78101119330	**BP-12-A28**	¾" EMT ½" IMC, Rigid	100
78101119425	**BP-16-A28**	1" EMT ¾" IMC, Rigid	100

Note: Adjustable BP Conduit Fastener is attached with screw in 7¼" top hole position.

Electrical Box T-bar Fasteners

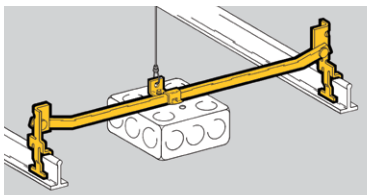



BA12-20

- Supports octagonal or square boxes.
- Allows for flush mounting or ¾" offset for plaster ring.
- One BB27 box mounting clip with screw included with each hanger.
- Load Capacity: 20 lbs.
- For additional support, attach dropwire to BB27 box mounting clip.
- **WARNING** Do not use for hanging acoustical tee.

UPC/Part Number	Catalog Number	Description	Box Qty.
78101118080	**BA12**	Box Hanger 24" Span	50
78101118082	**BA12-12**	Box Hanger 12" Span	50
78101118085	**BA12-20**	Box Hanger 20" Span	50
78101118087	**BA12-30**	Box Hanger 30" Span	50



BB27

UPC/Part Number	Catalog Number	Description	Box Qty.
78101118170	**BB27**	Box Mounting Clip (with Screw)	100
78101101673	**SRHMS ¼ x ⅜**	¼"-20 x ⅜" Slotted Round Head Machine Screw	50

Read safety/installation instruction sheets in packages before use.
These products are designed for positioning only. No load rating.

Electrical Box T-bar Fasteners

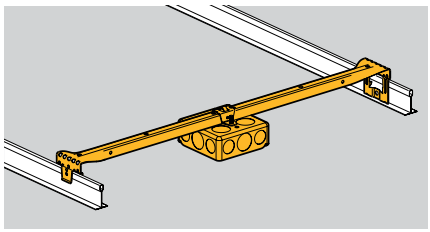



BA50-OB



BA50-SB

- Pre-assembled T-bar fasteners speed installation.
- Boxes have ½" and ¾" knockouts.
- Loading not to exceed 50 lbs. in U.S. without independent support. 35 lbs. in Canada.
- Supports boxes on 24" span.

UPC/Part Number	Catalog Number	Description	Box Qty.
78205124855	**BA50-OB-24**	1½" Deep Box to T-bar Fastener	10
78205124856	**BA50-OB-34**	2⅛" Deep Box to T-bar Fastener	10
78205124857	**BA50-SB-24**	1½" Deep Box to T-bar Fastener	10
78205150954	**BA50-SB-34**	2⅛" Deep Box to T-bar Fastener	10

Heavy Duty Electrical Box Hanger

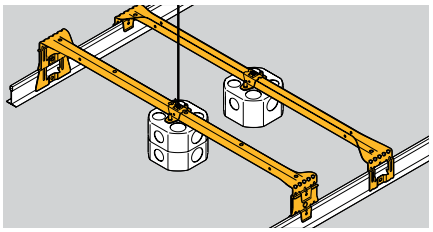



BA50 & BA50CAN



BA50D & BA50DCAN



BA50E



BA50C3T & BA50C4T

- Supports octagonal or square boxes on 24" span.
- Bendable ends mount 1½" or 2⅛" deep boxes without tools.
- Self-centering feature positions box on center.
- Includes BA50C4T box mounting clip.
- Ultimate Static Load Capacity: 50 lbs. (without dedicated dropwire)
- Static Load Capacity: 70 lbs. (with dedicated dropwire); 35 lbs. Canada.
- Finish: Pre-galvanized
- Consult factory for prefabricated box assemblies.
- Not for use with fans. See BA5OF.

UPC/Part Number	Catalog Number	Description	Box Qty.
78101196490	**BA50**	Box Hanger	25
78205135905	**BA50CAN** *	Box Hanger	25
78101196491	**BA50D**	Box Hanger for Box w/ 1½" Extension	25
78205135906	**BA50DCAN** *	Box Hanger Box w/ 1½" Extension	25
78205136570	**BA50C4T**	Box Mounting Clip with Hardware	25
78205136571	**BA50C3T** *	Box Mounting Clip with Hardware	25
78101196489	**BA50E**	Extender Brackets with Hardware	10 pair

* Canada Only

Read safety/installation instruction sheets in packages before use.

Adjustable Box Support

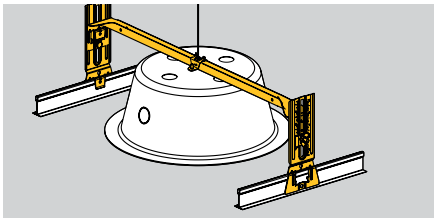



BA50A

- Adjustable box support for suspended ceilings.
- Accommodates heights up to 8¾".
- 24" span
- Integral ruler enables height adjustments without measuring.
- Ideal for installation of speaker cases, emergency light fixtures, etc., in suspended ceilings.
- Static Load Capacity: 25 lbs. without dedicated dropwire; 70 lbs. with dedicated dropwire; 35 lbs. (Canada) with dedicated dropwire
- Consult factory for prefabricated box assemblies.

UPC/Part Number	Catalog Number	Description	Box Qty.
78205118460	**BA50A**	Adjustable Box Hanger T-bar	10

RediMount Fan Hanger

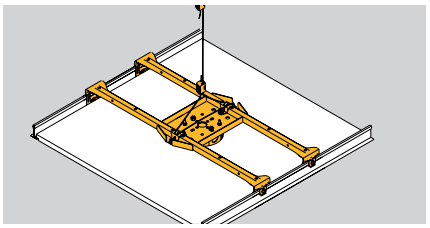

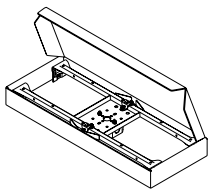



BA50F



- RediMount™ features pre-assembled fan/fixture hanger installs on T-bar in less than 30 seconds.
- Positions and secures fans and fixtures in suspended ceilings.
- Includes KwikWire™ cable and clamps which attach to mounting clips for easy installation.
- Recommended for use in seismic areas.
- UL Listed for fan support up to 70 lbs.; or fixture support up to 90 lbs.; 35 lbs. Canada
- Finish: Pre-galvanized.

UPC/Part Number	Catalog Number	Description	Box Qty.
78101196492	**BA50F**	Fan/Fixture Hanger Includes 4" x 1½" Deep Octagon Box	1

Ceiling Clips for BBT brackets





BBT-TG

- Installs onto BBT-WF with two screws for installation into T-grid ceilings.
- Box attached with BBA or BBA-4 alignment bracket.
- Wide support prevents bracket from rocking, and rigidity of BBT-WF helps reduce pressure on the ceiling tile.
- Sheet metal screw location and loop hole for support drop wire aids compliance with NEC 314.23 (D).
- Install fire alarm boxes, nurse call, lighting controls, etc. into the ceiling grid using the same brackets installed in the wall, reducing overall SKU count.
- Install multiple boxes into the same ceiling tile.
- Available for field or prefab shop assembly, or preassembled on a BBT-WF bracket with box and cover preinstalled.
- Static load capacity 50lbs.

The combination of the BBT-WF and BBT-TG bracket is not listed to support a luminaire.

UPC/Part Number	Catalog Number	Description	Box Qty.
79903885065	**BBT-TG**	Ceiling clips for BBT brackets	100

Read safety/installation instruction sheets in packages before use.

QuikFix Fastening System

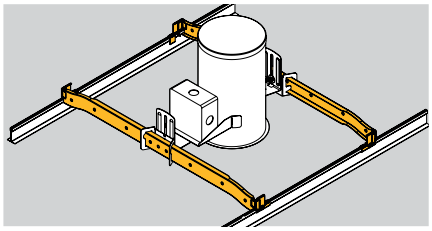



BA40



- QuikFix™ Fastening System mounts spec grade downlights 50% faster than "wire bound" installation methods.
- QuikFix system is pre-sized for 24" spacing.
- Innovative design features offset bar hangers with integral locking tabs that secure downlights to T-bar and prevent lifting or sliding.
- No tools required.
- Recommended for use in seismic areas.
- UL listed for fixture support up to 50 lbs.

UPC/Part Number	Catalog Number	Description	Box Qty.
78205199873	**BA40**	Fixture Bar	20 pair

Light Fixture T-bar Fasteners

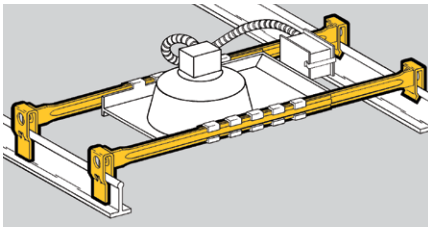



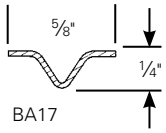

BA17

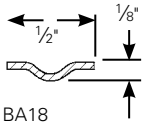

BA18

- Adjustable span from 20" to 30".
- Fits horizontal and vertical flanges.
- Fixture position is adjustable.
- No center clips or tools required.
- One set completes one fixture installation (four bars per set).

UPC/Part Number	Catalog Number	"High Hat" Fixtures	Box Qty.
78101118100	**BA17** (Wide Bar)	CAPRI† R-9X, R-10C CAPRI† R-10X CAPRI† PR-751CX HALO®† H7, HALO®† H17 JUNO®† AP, APT JUNO®† IC, ICT, J, SC, TC THOMAS®† RI-IC	10 sets
78101118105	**BA18** (Narrow Bar)	CAPRI† HSG LIGHTOLIER®† 711	10 sets

Light Fixture T-bar Fasteners

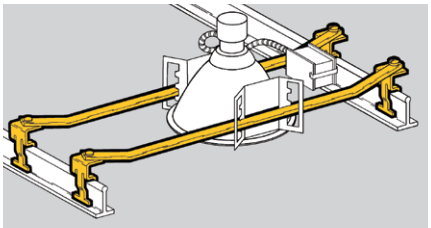



BA20

- Fixture position is adjustable within the span of the hanger.
- Fixed span of 24 inches for T-bar applications.
- Requires only a screwdriver to install.
- One set completes one fixture installation (four bars per set).

UPC/Part Number	Catalog Number	"High Hat" Fixtures	Box Qty.
78101118110	**BA20** (Wide Bar)	Fits LIGHTOLIER®† CALCULITE®† Fixtures	10 sets

† All other trademarks are property of their respective owners.

Read safety/installation instruction sheets in packages before use.

Suspension Fasteners





BA1 BA1-T BA1-T-BN

- Allows for independent suspension of fixtures.
- Fits most acoustical T-bars.
- BA-4-WN wing nut included with all ¼"-20 suspension hangers.
- Static Load Capacity: 65 lbs.

UPC/Part Number	Catalog Number	T-bar Size	Stud Size	Box Qty.
78101118065	**BA1**	15/16"	¼"-20 x 5/8"	100
78101118070	**BA1-24**	15/16"	¼"-20 x 1½"	100
78101118075	**BA1-32**	15/16"	¼"-20 x 2"	100
78101102891	**BA1-T**	15/16"	#8-32 x 5/8" with Pal Nut	100
78101102897	**BA1-T-BN**	15/16"	#8-32 x 5/8" with Brass Nut	100



BA1-9 BA1-95

UPC/Part Number	Catalog Number	T-bar Size	Stud Size	Box Qty.
78205125585	**BA1-9**	9/16"	¼"-20 x 5/8"	100
78205125587	**BA1-95**	9/16"	¼"-20 x 5/8"	100

T-bar Scissor Fasteners

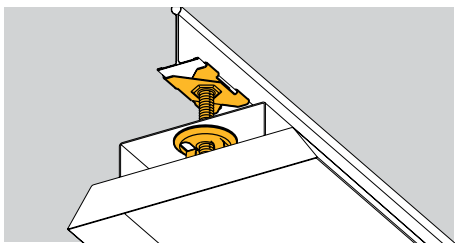



BAX-4-16

- Supports electrical fixtures from standard 15/16" T-bars.
- BA-4-WN wing nut included.
- ¼"-20 stud available in varying lengths.
- Static Load Capacity: 50 lbs.

UPC/Part Number	Catalog Number	Stud Length	Box Qty.
78101104258	**BAX-4-16**	5/8"	100
78101104262	**BAX-4-16-24**	1½"	100
78101104263	**BAX-4-16-32**	2"	100
78101104264	**BAX-4-16-48**	3"	100

Read safety/installation instruction sheets in packages before use.

Sign Hangers

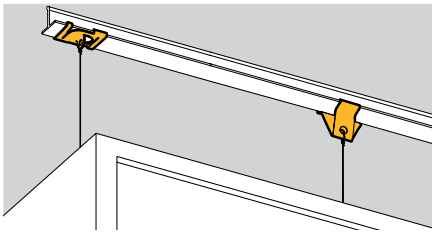



BA-4-16-H



BA-4-16-H1

- BA-4-16-H supports signs from 15⁄16" T-bar.
- BA-4-16-H1 supports signs from 9⁄16" or 15⁄16" T-bar.
- Static Load Capacity: 40 lbs.

UPC/Part Number	Catalog Number	Stud Length	Box Qty.
78101118040	**BA-4-16-H**	Sign Hanger with White Finish	100
78101104449	**BA-4-16-H1**	Sign Hanger with Zinc-Plated Finish	100

T-bar Spacers

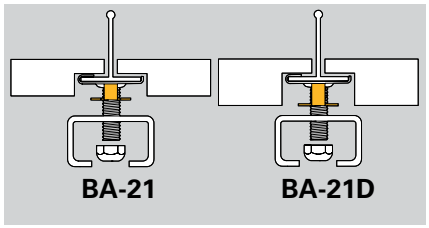



BA-21



BA-21D

- T-bar spacer provides flush mounting surface for regular tile installations.
- Spacer must be used in combination with our BA-4-16 or BA-2-16 series fasteners.
- Finish: Zinc-plated

UPC/Part Number	Catalog Number	Description	Box Qty.
78101195575	**BA-21**	1⁄4" Spacer	100
78101199567	**BA-21D**	3⁄8" Spacer	100

Drop Wire/Rod Securing Clip

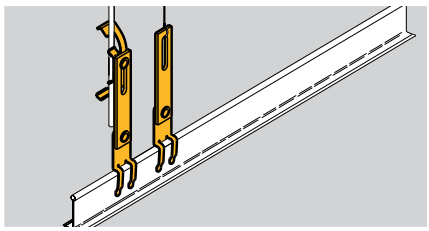



BA-311



BA-311-W2 Shown

- Secures independent support wires to ceiling grid as required by NEC Article 300.11.
- Slotted design permits adjustment when securing rods.
- Bright yellow color, Per NEC 300.11 (A), is easily identified by inspectors.

UPC/Part Number	Catalog Number	Description	Box Qty.
78101199569	**BA311**	#12 thru #8 Wire	100
78101199570	**BA311-W2**	#12 thru 1⁄4" Plain or	100
78101199571	**BA311-W6**	3⁄8" Plain or Threaded Rod	100

Read safety/installation instruction sheets in packages before use.
These products are designed for positioning only. No load rating.

15/16" Twist Fasteners

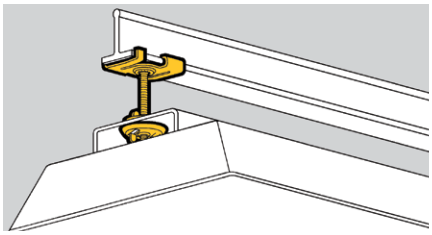



BA-4-WN

- Supports electrical fixtures from 15/16" T-bar.
- 1/4"-20 stud available in varying lengths.
- Includes BA-4-WN wing nut with impression.
- Static Load Capacity: BA4-16 Series = 50 lbs.
  BA4-WN Series = 100 lbs.

UPC/Part Number	Catalog Number	Finish	Stud Length	Box Qty.
78101118020	**BA-4-16**	Black	5/8"	100
78101118055	**BA-4-16-W**	White	5/8"	100
78101118025	**BA-4-16-24**	White	1 1/2"	100
78101118030	**BA-4-16-32**	White	2"	100
78101118035	**BA-4-16-48**	White	3"	100
78101118060	**BA-4-WN**	Black		100

15/16" Twist Fasteners

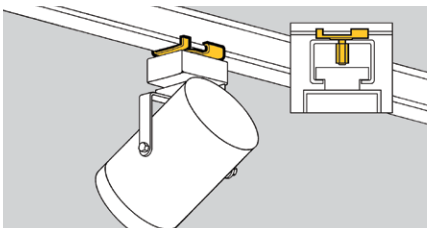



BA-2-16

- Supports electrical fixtures from 15/16" T-bar.
- #8-32 stud available in varying lengths.
- Static Load Capacity: 25 lbs.

UPC/Part Number	Catalog Number	Finish	Stud Length	Box Qty.
78101118000	**BA-2-16**	Black with Pal Nut	5/8"	100
78101104259	**BA-2-16-7**	Black with Pal Nut	7/16"	100
78101118010	**BA-2-16-W**	White with Pal Nut	5/8"	100
78101104261	**BA-2-16-7-W**	White with Pal Nut	7/16"	100



BA-2-16-BN

- Supports electrical fixtures from 15/16" T-bar.
- #8-32 stud available in varying lengths.
- Static Load Capacity: 25 lbs.

UPC/Part Number	Catalog Number	Finish	Stud Length	Box Qty.
78101118015	**BA-2-16-BN**	Black	5/8" with Brass Nut	100
78101104260	**BA-2-16-7-BN**	Black	7/16" with Brass Nut	100
78101118015	**BA-2-16-WBN**	White	5/8" with Brass Nut	100
78101199566	**BA-2-16-7-WBN**	White	7/16" with Brass Nut	100

Read safety/installation instruction sheets in packages before use.

9/16" Twist Fasteners

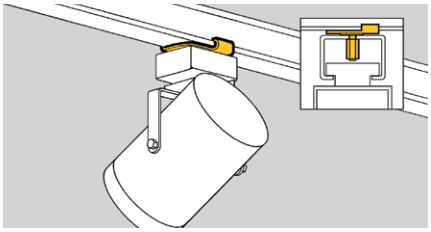



BA-2-9 Series
with Pal Nut



BA-2-9-BN Series
with Brass Nut

- Supports electrical fixtures and track lighting from 9/16" T-bar.
- Stud size: #8-32 x length.
- Static Load Capacity: 25 lbs.

UPC/Part Number	Catalog Number	Finish	Stud Length	Box Qty.
78101103467	**BA-2-9**	Black	5/8"	100
78101103466	**BA-2-9-7**	Black	7/16"	100
78101103459	**BA-2-9-W**	White	5/8"	100
78101103465	**BA-2-9-BN**	Black	5/8"	100
78101103464	**BA-2-9-7-BN**	Black	7/16"	100
78101103460	**BA-2-9-WBN**	White	5/8"	100

9/16" Twist Fasteners

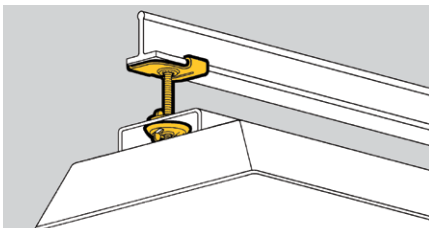



BA-4-9

- Supports electrical fixtures from 9/16" T-bar.
- Stud size: 1/4"-20 x 5/8".
- Static Load Capacity: 40 lbs.

UPC/Part Number	Catalog Number	Finish	Stud Length	Box Qty.
78101103458	**BA-4-9**	Black	5/8"	100
78101103461	**BA-4-9-W**	White	5/8"	100

Read safety/installation instruction sheets in packages before use.

Seismic Fixture Clamps





BA-SFC



BA-SFC-E



BA-SFC-S



BA-SFC-CF



BA-SFC-CFS

- BA-SFC series provides seismic restraint for light fixtures within a suspended ceiling.
- BA-SFC helps reduce labor by attaching light fixtures to the T-bar frame and eliminating extra drop wires or chains.
- Load rating: 200 lbs.
- Provides positive attachment of fixtures to ceiling grid members, in compliance with ICBO Acceptance Criteria 184 (AC 184).
- Satisfies NEC 410.36(B) which requires positive attachment for secure fastening of luminaries.

UPC/Part Number	Catalog Number	Description	Box Qty.
78205145911	**BA-SFC**	Seismic Fixture Clamp attaches one standard 2′ x 4′ light fixture to T-bar ceiling	25 sets (4 clamps) per set)
78205145912	**BA-SFC-E***	For attachment of two standard 2′ x 4′ light fixtures end-to-end onto T-bar ceiling	25 sets (4 clamps) per set)
78205145913	**BA-SFC-S***	For attachment of two standard 2′ x 4′ light fixtures side-by-side onto T-bar ceiling	25 sets (4 clamps) per set)
78205145914	**BA-SFC-CF***	For attachment of standard 2′ x 2′ light fixtures onto T-bar	50 sets (2 clamps) per set)
78205145915	**BA-SFC-CFS**	Seismic Fixture Clamp for reinforcement of main runner connection points	50 sets (2 clamps) per set)

* BASFC is required to complete installation.

Single Fixture Installation



Parts Required:
1 pc. BA-SFC Installation Kit

Two Fixtures (Side by Side)

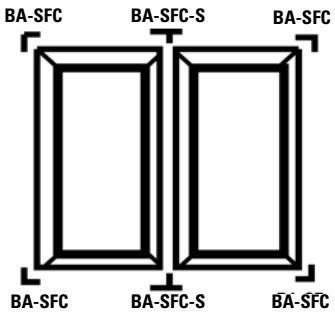

Parts Required:
1 pc. BA-SFC Installation Kit
1 pc. BA-SFC-S Installation Kit

Two Fixtures (End to End)

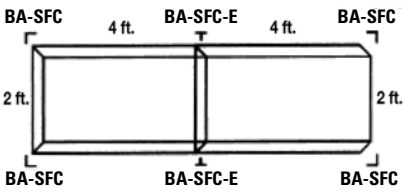

Parts Required:
1 pc. BA-SFC Installation Kit
1 pc. BA-SFC-E Installation Kit





Read safety/installation instruction sheets in packages before use.



Beam fasteners, such as I-beam fasteners and I-beam hangers, are among the many fasteners and fixing systems available in the Eaton B-Line series of spring steel product line. It includes products designed for attachment to metal studs, steel beams, acoustical tees, purlins, channel and more.





Flange Beam Fasteners

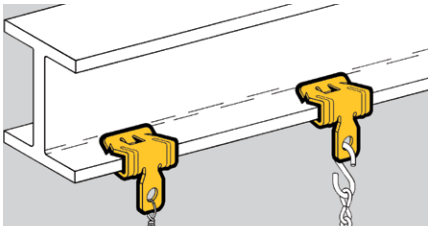

- Permits fast and easy installation on W shape, C shape, and angle steel.
- Clearance hole for ¼" bolt in tab.
- Simply installed with a hammer.



BE-1-2

UPC/Part Number	Catalog Number	Flange Thickness	Static Load Cap.	Box Qty.
78101118290	**BE-1-2**	3⁄32" - 9⁄64"	160 lbs.	100



BE-2-4

UPC/Part Number	Catalog Number	Flange Thickness	Static Load Cap.	Box Qty.
78101118295	**BE-2-4**	1⁄8" - ¼"	200 lbs.	100
78101118300	**BE-5-8**	5⁄16" - ½"	200 lbs.	100
78101118305	**BE-9-12**	9⁄16" - ¾"	200 lbs.	100

Read safety/installation instruction sheets in packages before use.

Push-Type Conduit-to-Beam Fasteners





BP-8-E-2-4

Ultimate Static Load Capacity

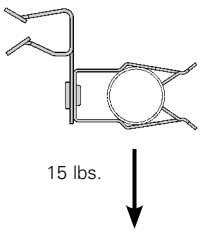

- Quickly attaches conduit to beams.
- Fasteners will rotate 360°.
- Simply installed with a hammer.

UPC/Part Number	Catalog Number	Conduit Size	Flange Thickness	Box Qty.
78101119275	**BP-8-E-2-4**	½" EMT	⅛" - ¼"	100
78101119280	**BP-8-E-5-8**	½" EMT	5⁄16" - ½"	100
78101119285	**BP-8-E-9-12**	½" EMT	9⁄16" - ¾"	100
78101119375	**BP-12-E-2-4**	¾" EMT ½" IMC, Rigid	⅛" - ¼"	100
78101119380	**BP-12-E-5-8**	¾" EMT ½" IMC, Rigid	5⁄16" - ½"	100
78101119385	**BP-12-E-9-12**	¾" EMT ½" IMC, Rigid	9⁄16" - ¾"	100
78101119465	**BP-16-E-2-4**	1" EMT ¾" IMC, Rigid	⅛" - ¼"	100
78101119470	**BP-16-E-5-8**	1" EMT ¾" IMC, Rigid	5⁄16" - ½"	100
78101119475	**BP-16-E-9-12**	1" EMT ¾" IMC, Rigid	9⁄16" - ¾"	100

Guide-Rite Conduit-to-Beam Fasteners

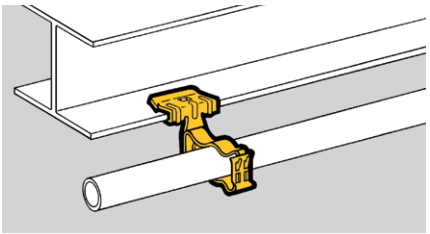



BG-6-E-2-4

Static Load Capacity

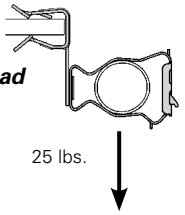

- Guide-Rite™ fastener provides for fast and easy installation.
- Fasteners will rotate 360°.
- Simply installed with a hammer and pliers.

UPC/Part Number	Catalog Number	Conduit Size	Flange Thickness	Box Qty.
78101118430	**BG-6-E-2-4***	⅜"	⅛" - ¼"	100
78101118435	**BG-6-E-5-8***	⅜"	5⁄16" - ½"	100
78101118440	**BG-6-E-9-12***	⅜"	9⁄16" - ¾"	100
78101118505	**BG-8-12-E-2-4**	½", ¾"	⅛" - ¼"	100
78101118510	**BG-8-12-E-5-8**	½", ¾"	5⁄16" - ½"	100
78101118515	**BG-8-12-E-9-12**	½", ¾"	9⁄16" - ¾"	100
78101118575	**BG-16-E-2-4**	1"	⅛" - ¼"	100
78101118580	**BG-16-E-5-8**	1"	5⁄16" - ½"	100
78101118585	**BG-16-E-9-12**	1"	9⁄16" - ¾"	100
78101118660	**BG-20-E-2-4**	1¼"	⅛" - ¼"	100
78101118665	**BG-20-E-5-8**	1¼"	5⁄16" - ½"	100
78101118670	**BG-20-E-9-12**	1¼"	9⁄16" - ¾"	100
78101118705	**BG-24-E-2-4**	1½"	⅛" - ¼"	50
78101118710	**BG-24-E-5-8**	1½"	5⁄16" - ½"	50
78101118715	**BG-24-E-9-12**	1½"	9⁄16" - ¾"	50
78101118745	**BG-32-E-2-4**	2"	⅛" - ¼"	50
78101118750	**BG-32-E-5-8**	2"	5⁄16" - ½"	50
78101118755	**BG-32-E-9-12**	2"	9⁄16" - ¾"	50

* BG-6 will accept the following range ∅.420 - ∅.675: 14/2 thru 10/4 MC/AC cable and 5⁄16" or ⅜" flexible conduit.

Read safety/installation instruction sheets in packages before use.

Cable-to-Beam Fasteners





BX4-E-2-4



BX4M-E-2-4

- Attaches MC, AC, sizes 14/2 through 10/3 or ⅜" FMC to beam flanges ⅛" to ¾" thick.
- Fasteners will rotate 360°.
- Simply installed with a hammer.

UPC/Part Number	Catalog Number	Types Of Runs	Flange Thickness	Box Qty.
78101101192	**BX4-E-2-4**	Single	⅛" - ¼"	100
78101101193	**BX4-E-5-8**	Single	5⁄16" - ½"	100
78101101194	**BX4-E-9-12**	Single	9⁄16" - ¾"	100

UPC/Part Number	Catalog Number	Types Of Runs	Flange Thickness	Box Qty.
78101101213	**BX4M-E-2-4**	Double	⅛" - ¼"	100
78101101214	**BX4M-E-5-8**	Double	5⁄16" - ½"	100
78101101215	**BX4M-E-9-12**	Double	9⁄16" - ¾"	100

MC/AC Cable Carrier-to-Beam Fastener





BRC5-2-E24

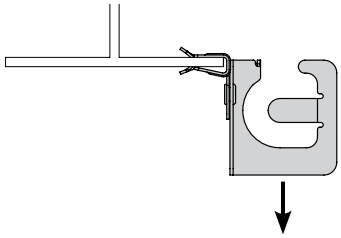

Static Load Capacity

50 lbs.

- Secures and supports MC/AC cables as required by the NEC.
- Effectively organizes cables and eliminates derating issues.
- BRC5-1 secures up to four (4) runs of .430 to .560 diameter cable.
- BRC5-2 secures up to nine (9) runs of .430 to .560 diameter cable.
- BRC5-3 secures up to seven (7) runs of .560 to .690 diameter cable.
- Load Capacity: 50 lbs.

UPC/Part Number	Catalog Number	Flange Thickness	Box Qty.
78205144093	**BRC51-E12**	3⁄32" - 9⁄64"	25
78205144096	**BRC51-E24**	⅛" - ¼"	25
78205144099	**BRC51-E58**	5⁄16" - ½"	25
78205144102	**BRC51-E912**	9⁄16" - ¾"	25
78205144094	**BRC52-E12**	3⁄32" - 9⁄64"	25
78205144097	**BRC52-E24**	⅛" - ¼"	25
78205144100	**BRC52-E58**	5⁄16" - ½"	25
78205144103	**BRC52-E912**	9⁄16" - ¾"	25
78205144095	**BRC53-E12**	3⁄32" - 9⁄64"	25
78205144098	**BRC53-E24**	⅛" - ¼"	25
78205144101	**BRC53-E58**	5⁄16" - ½"	25
78205144104	**BRC53-E912**	9⁄16" - ¾"	25

Read safety/installation instruction sheets in packages before use.
These products are designed for positioning only. No load rating.

Universal Beam Fasteners



- Suspend boxes or fixtures from beam flanges ⅛" to ¾" thick.
- Provided with ¼"-20 thread impression for quick and secure attachment.
- Simply installed with a hammer.

UPC/Part Number	Catalog Number	Flange Thickness	Box Qty.
78101119600	**BU-2-4**	⅛" - ¼"	100
78101119605	**BU-5-8**	5/16" - ½"	100
78101119610	**BU-9-12**	9/16" - ¾"	100

UPC/Part Number	Catalog Number	Flange Thickness	Box Qty.
78101119615	**BU-2-4-S**	⅛" - ¼"	100
78101119620	**BU-5-8-S**	5/16" - ½"	100
78101119625	**BU-9-12-S**	9/16" - ¾"	100



BU-2-4



¼"-20 x ⅜"
Staked Stud

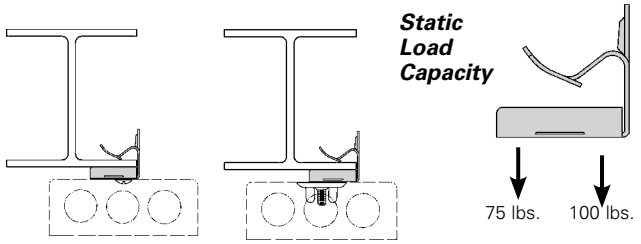

Note: Indicated loads are static load capacity and should not be combined.

MC/AC Cable Carrier-to-Beam Fastener

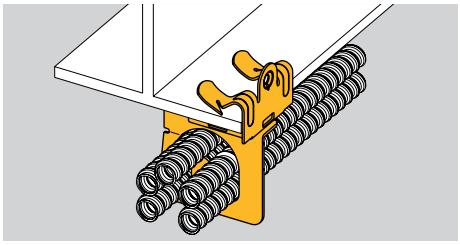

- Secures and supports MC/AC cables as required by the NEC.
- Effectively organizes cables and eliminates derating issues.
- BRC5-1 secures up to four (4) runs of .430 to .560 diameter cable.
- BRC5-2 secures up to nine (9) runs of .430 to .560 diameter cable.
- BRC5-3 secures up to seven (7) runs of .560 to .690 diameter cable.
- Load Capacity: 50 lbs.

UPC/Part Number	Catalog Number	Flange Thickness	Box Qty.
78205144066	**BRC51-U24**	⅛" - ¼"	25
78205144069	**BRC51-U58**	5/16" - ½"	25
78205144072	**BRC51-U912**	9/16" - ¾"	25
78205144067	**BRC52-U24**	⅛" - ¼"	25
78205144070	**BRC52-U58**	5/16" - ½"	25
78205144073	**BRC52-U912**	9/16" - ¾"	25
78205144068	**BRC53-U24**	⅛" - ¼"	25
78205144071	**BRC53-U58**	5/16" - ½"	25
78205144074	**BRC53-U912**	9/16" - ¾"	25



BRC51-U24

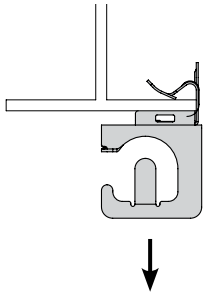

Read safety/installation instruction sheets in packages before use.

Push-Type Conduit-to-Beam Fasteners





BP-8-U-2-4

Ultimate Static Load Capacity

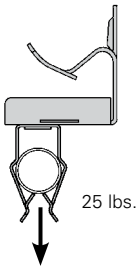

- Quickly attaches conduit to beams.
- Fasteners will rotate 360°.
- Simply installed with a hammer.

UPC/Part Number	Catalog Number	Conduit Size	Flange Thickness	Box Qty.
78101119310	**BP-8-U-2-4**	½" EMT	⅛" - ¼"	100
78101119315	**BP-8-U-5-8**	½" EMT	5⁄16" - ½"	100
78101119320	**BP-8-U-9-12**	½" EMT	9⁄16" - ¾"	100
78101119405	**BP-12-U-2-4**	¾" EMT ½" IMC, Rigid	⅛" - ¼"	100
78101119410	**BP-12-U-5-8**	¾" EMT ½" IMC, Rigid	5⁄16" - ½"	100
78101119415	**BP-12-U-9-12**	¾" EMT ½" IMC, Rigid	9⁄16" - ¾"	100
78101119490	**BP-16-U-2-4**	1" EMT ¾" IMC, Rigid	⅛" - ¼"	100
78101119495	**BP-16-U-5-8**	1" EMT ¾" IMC, Rigid	5⁄16" - ½"	100
78101119500	**BP-16-U-9-12**	1" EMT ¾" IMC, Rigid	9⁄16" - ¾"	100

Guide-Rite Conduit-to-Beam Fasteners





BG-6-U-2-4

Static Load Capacity



- Unique Guide-Rite™ Fastener provides for fast and easy installation.
- Fasteners will rotate 360°.
- Simply installed with a hammer and pliers.

UPC/Part Number	Catalog Number	Conduit Size	Flange Thickness	Box Qty.
78101118450	**BG-6-U-2-4***	⅜"	⅛" - ¼"	100
78101118455	**BG-6-U-5-8***	⅜"	5⁄16" - ½"	100
78101118460	**BG-6-U-9-12***	⅜"	9⁄16" - ¾"	100
78101118525	**BG-8-12-U-2-4**	½", ¾"	⅛" - ¼"	100
78101118530	**BG-8-12-U-5-8**	½", ¾"	5⁄16" - ½"	100
78101118535	**BG-8-12-U-9-12**	½", ¾"	9⁄16" - ¾"	100
78101118625	**BG-16-U-2-4**	1"	⅛" - ¼"	100
78101118630	**BG-16-U-5-8**	1"	5⁄16" - ½"	100
78101118635	**BG-16-U-9-12**	1"	9⁄16" - ¾"	100
78101118680	**BG-20-U-2-4**	1¼"	⅛" - ¼"	100
78101118685	**BG-20-U-5-8**	1¼"	5⁄16" - ½"	100
78101118690	**BG-20-U-9-12**	1¼"	9⁄16" - ¾"	100
78101118720	**BG-24-U-2-4**	1½"	⅛" - ¼"	50
78101118725	**BG-24-U-5-8**	1½"	5⁄16" - ½"	50
78101118730	**BG-24-U-9-12**	1½"	9⁄16" - ¾"	50
78101118760	**BG-32-U-2-4**	2"	⅛" - ¼"	50
78101118765	**BG-32-U-5-8**	2"	5⁄16" - ½"	50
78101118770	**BG-32-U-9-12**	2"	9⁄16" - ¾"	50

* BG-6 will accept the following range Ø.420 - Ø.675: 14/2 thru 10/4 MC/AC cable and 5⁄16" or ⅜" flexible conduit

Read safety/installation instruction sheets in packages before use.

Beam Fasteners with Anchor Straps



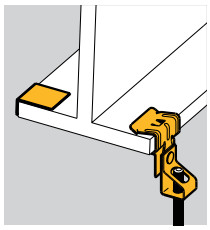



Static Load Capacity
75 lbs.



Static Load Capacity
160 lbs.

- Anchor strap provides secure attachment to beam flanges.
- Suspends threaded rod from beam flanges.
- 8" anchor straps are provided for ⅛" to ¼" thick flanges.
- 13" anchor straps are provided for 5⁄16" to ¾" thick flanges.

UPC/Part Number	Catalog Number	Stud Size	Flange Thickness	Box Qty.
78101104942	**BU-2-4-S-AS**	¼"-20 x ⅜"	⅛" - ¼"	50
78101104943	**BU-5-8-S-AS**	¼"-20 x ⅜"	5⁄16" - ½"	50
78101104944	**BU-9-12-S-AS**	¼"-20 x ⅜"	9⁄16" - ¾"	50

UPC/Part Number	Catalog Number	Threaded Rod Size	Flange Thickness	Box Qty.
78101104948	**BH4-E-2-4-AS**	¼"-20	⅛" - ¼"	50
78101104949	**BH4-E-5-8-AS**	¼"-20	5⁄16" - ½"	50
78101104950	**BH4-E-9-12-AS**	¼"-20	9⁄16" - ¾"	50
78101104951	**BH6-E-2-4-AS**	⅜"-16	⅛" - ¼"	50
78101104952	**BH6-E-5-8-AS**	⅜"-16	5⁄16" - ½"	50
78101104953	**BH6-E-9-12-AS**	⅜"-16	9⁄16" - ¾"	50

Conduit-to-Beam Fasteners with Anchor Straps

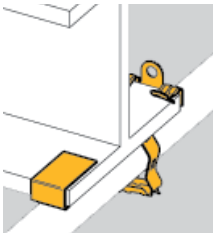

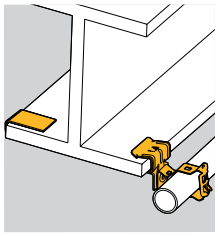



Static Load Capacity
75 lbs.



Static Load Capacity
25 lbs.

- Anchor strap provides secure attachment to beam flanges.
- Unique Guide-Rite™ Fastener provides for fast and easy installation.
- 8" anchor straps are provided for ⅛" to ¼" thick flanges.
- 13" anchor straps are provided for 5⁄16" to ¾" thick flanges.

UPC/Part Number	Catalog Number	Conduit Size	Flange Thickness	Box Qty.
78101104966	**BG-8-12-U-2-4-AS**	½", ¾"	⅛" - ¼"	50
78101104967	**BG-8-12-U-5-8-AS**	½", ¾"	5⁄16" - ½"	50
78101104968	**BG-8-12-U-9-12-AS**	½", ¾"	9⁄16" - ¾"	50
78101104969	**BG-16-U-2-4-AS**	1"	⅛" - ¼"	50
78101104970	**BG-16-U-5-8-AS**	1"	5⁄16" - ½"	50
78101104971	**BG-16-U-9-12-AS**	1"	9⁄16" - ¾"	50

UPC/Part Number	Catalog Number	Conduit Size	Flange Thickness	Box Qty.
78101104972	**BG-8-12-E-2-4-AS**	½", ¾"	⅛" - ¼"	50
78101104973	**BG-8-12-E-5-8-AS**	½", ¾"	5⁄16" - ½"	50
78101104974	**BG-8-12-E-9-12-AS**	½", ¾"	9⁄16" - ¾"	50
78101104975	**BG-16-E-2-4-AS**	1"	⅛" - ¼"	50
78101104976	**BG-16-E-5-8-AS**	1"	5⁄16" - ½"	50
78101104977	**BG-16-E-9-12-AS**	1"	9⁄16" - ¾"	50

Read safety/installation instruction sheets in packages before use.

Cable-to-Beam Fasteners



- Attaches MC, AC, sizes 14/2 through 10/3 or ⅜" FMC to flanges ⅛" to ¾" thick.
- Fasteners will rotate 360°.

UPC/Part Number	Catalog Number	Description	Flange Thickness	Box Qty.
78101101197	**BX4-U-2-4**	Single Runs	⅛" - ¼"	100
78101101198	**BX4-U-5-8**	Single Runs	5⁄16" - ½"	100
78101101199	**BX4-U-9-12**	Single Runs	9⁄16" - ¾"	100



BX4-U-2-4

- Attaches MC, AC, sizes 14/2 through 10/3 or ⅜" FMC to flanges ⅛" to ¾" thick.
- Fasteners will rotate 360°.

UPC/Part Number	Catalog Number	Description	Flange Thickness	Box Qty.
78101101206	**BX4M-U-2-4**	Double Runs	⅛" - ¼"	100
78101101207	**BX4M-U-5-8**	Double Runs	5⁄16" - ½"	100
78101101208	**BX4M-U-9-12**	Double Runs	9⁄16" - ¾"	100



BX4M-U-2-4

These products are designed for positioning only. No load rating.

MC/AC Cable Carrier-to-Beam Fastener

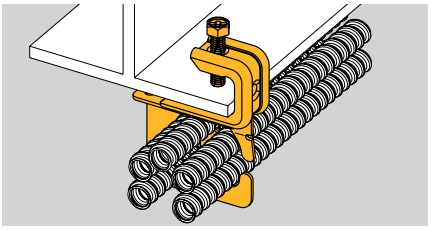

- Secures and supports MC/AC cables as required by the NEC.
- Effectively organizes cables and eliminates derating issues.
- Fits beam flanges from ⅛" thru ⅝" thick.
- Load Capacity: 50 lbs.

UPC/Part Number	Catalog Number	Cable Diameter & Number of Runs	Box Qty.
78205144087	**BRC51-C442**	.430" to .560" Up to 4 Runs	25
78205144088	**BRC52-C442**	.430" to .560" Up to 9 Runs	25
78205144089	**BRC53-C442**	.560" to .690" Up to 7 Runs	25



BRC5-1-C442

Read safety/installation instruction sheets in packages before use.

Beam Fasteners

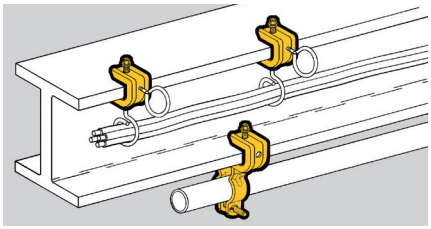



BC442

- BC442 fits beam flanges ⅛" to ⅝". BC442-6 fits beam flanges up to ¾".
- Finish: Zinc-plated.
- Static Load Capacity: BC442 = 100 lbs.; BC442-6 = 200 lbs.

UPC/Part Number	Catalog Number	Description	Box Qty.
78101118278	**BC442**	Accepts ¼"-20 Threaded Rod or ¼"-20 Threaded Bridle Rings	50
78101104283	**BC442-6**	Accepts ⅜"-16 Threaded Rod	25



BL1400-C442

UPC/Part Number	Catalog Number	Conduit Size Rigid	Conduit Size EMT	Box Qty.
78101119850	**BL1400-C442**	½"	½"	50
78101119851	**BL1410-C442**	¾"	¾"	50
78101119852	**BL1420-C442**	1"	1"	50
78101119853	**BL1425-C442**	–	1¼"	50
78101119854	**BL1430-C442**	1¼"	1½"	50
78101119855	**BL1440-C442**	1½"	–	25
78101119856	**BL1450-C442**	2"	2"	25

Beam Fasteners

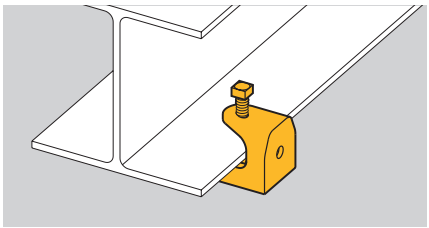



B444

- Can be used with ¼"-20 and ⅜"-16 threaded rod or bridle rings.
- Max. flange thickness
  ¾" (19.0) for ¼ & 5/16 sizes
  1" (25.4) for ⅜ & ½ sizes
- Safety Factor of 5.
- Finish: Zinc-plated.

UPC/Part Number	Catalog Number	Rod Size	Static Load Cap.	Box Qty.
78101155333	**B444-¼**	¼"-20	150 lbs.	50
78101155338	**B444-5/16**	5/16"-18	150 lbs.	50
78101155343	**B444-⅜**	⅜"-16	350 lbs.	50
78101155348	**B444-½**	½"-13	1000 lbs.	10

Read safety/installation instruction sheets in packages before use.

Conduit-to-Beam Fasteners

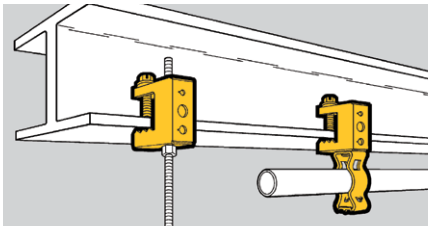

- Fits beam flanges thru ½" thick.
- Accepts "S" hooks, ¼" and ⅜" threaded rod, ¼"-20 or #10-24 threaded bridle rings.
- Supports conduit and electrical boxes.

UPC/Part Number	Catalog Number	Flange Thickness	Static Load Cap.	Box Qty.
78101118275	**BC1**	Thru ½"	100 lbs.	100



Guide-Rite™ Fastener

UPC/Part Number	Catalog Number	Conduit Size EMT & Rigid	Static Load Cap.	Box Qty.
78101118490	**BG-8-12-C2**	½", ¾"	100 lbs.	100
78101118570	**BG-16-C2**	1"	100 lbs.	100
78101118655	**BG-20-C2**	1¼"	100 lbs.	100
78101118700	**BG-24-C2**	1½"	100 lbs.	100
78101118740	**BG-32-C2**	2"	100 lbs.	100



BC1



Guide-Rite™ Fastener

UPC/Part Number	Catalog Number	Conduit Size EMT & Rigid	Static Load Cap.	Box Qty.
78101118485	**BG-8-12-C1**	½", ¾"	25 lbs.	100
78101118565	**BG-16-C1**	1"	25 lbs.	100
78101118650	**BG-20-C1**	1¼"	25 lbs.	100
78101118695	**BG-24-C1**	1½"	25 lbs.	50
78101118735	**BG-32-C1**	2"	25 lbs.	50



sh-Type

UPC/Part Number	Catalog Number	Conduit Size	Ultimate Static Load Cap.	Box Qty.
78101119260	**BP-8-C2**	½" EMT	25 lbs.	100
78101119360	**BP-12-C2**	¾" EMT ½" IMC, Rigid	25 lbs.	100
78101119455	**BP-16-C2**	1" EMT ¾" IMC, Rigid	25 lbs.	100



Push-Type

UPC/Part Number	Catalog Number	Conduit Size	Ultimate Static Load Cap.	Box Qty.
78101119255	**BP-8-C1**	½" EMT	25 lbs.	100
78101119355	**BP-12-C1**	¾" EMT ½" IMC, Rigid	25 lbs.	100
78101119450	**BP-16-C1**	1" EMT ¾" IMC, Rigid	25 lbs.	100

Read safety/installation instruction sheets in packages before use.

MC/AC Cable Carrier-to-Beam Fastener

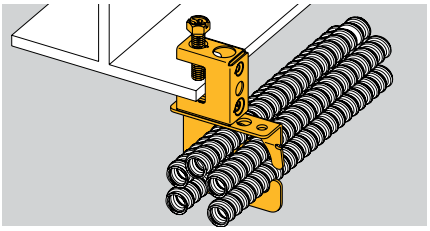



BRC5-x-C2

- Secures and supports MC/AC cables as required by the NEC.
- Effectively organizes cables and eliminates derating issues.
- Fits beam flanges thru ½" thick.
- Load Capacity: 50 lbs.

UPC/Part Number	Catalog Number	Cable Diameter & Number of Runs	Box Qty.
78205144090	**BRC51-C2**	.430" to .560" Up to 4 Runs	25
78205144091	**BRC52-C2**	.430" to .560" Up to 9 Runs	25
78205144092	**BRC53-C2**	.560" to .690" Up to 7 Runs	25

Cable-to-Beam Fasteners





BX4-C2



BX4M-C2

- Attaches MC, AC, sizes 14/2 through 10/3 or ⅜" FMC to beam flanges thru ½" thick.
- Fasteners will rotate 360°.
- Requires only a screwdriver to install.

UPC/Part Number	Catalog Number	Flange Thickness	Box Qty.
78101101190	**BX4-C2**	Single Runs	100
78101101210	**BX4M-C2**	Double Runs	100

These products are designed for positioning only. No load rating.

Cable-to-Beam Fasteners

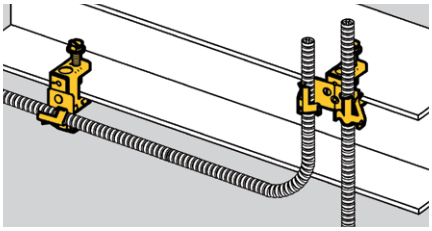



X4-C1



X4M-C1

- Attaches MC, AC, sizes 14/2 through 10/3 or ⅜" FMC to beam flanges thru ½" thick.
- Fasteners will rotate 360°.
- Requires only a screwdriver to install.

UPC/Part Number	Catalog Number	Flange Thickness	Box Qty.
78101101191	**BX4-C1**	Single Runs	100
78101101209	**BX4M-C1**	Double Runs	100

Read safety/installation instruction sheets in packages before use.
These products are designed for positioning only. No load rating.

Cable-to-Beam Fasteners

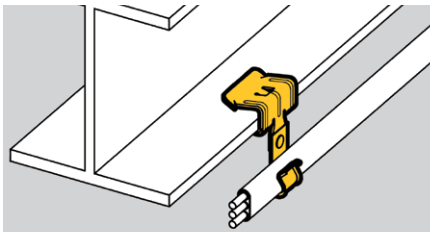



BRC3-E-2-4

- Attaches type NM cable to beam flanges ⅛" to ½" thick.
- Supports cable sizes 14/2 and 12/2 with ground wire.
- Simply installed with a hammer.

UPC/Part Number	Catalog Number	Flange Thickness	Box Qty.
78101103550	**BRC3-E-2-4**	⅛" to ¼"	100
78101103551	**BRC3-E-5-8**	5/16" to ½"	100
78101103552	**BRC3-E-9-12**	9/16" to ¾"	100

Guide-Rite Conduit & Box Support Fasteners

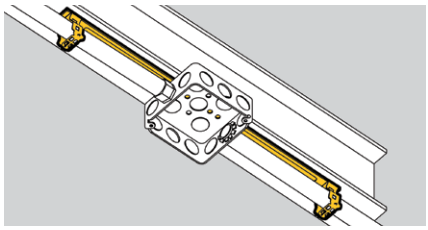



BG__-S18-U__



BG__-S18-U__-MC3

- BMC3 plate is available to support multiple conduit runs.
- Guide-Rite™ riveted assembly secures electrical boxes and conduit runs to beam flanges ⅛" to ½" thick.
- Provides support for conduit on either side of electrical box.
- Assemblies using BMC3 plate include center conduit clamp. Additional conduit clamps may be purchased separately.
- Consult factory for prefabricated box assemblies.

UPC/Part Number	Catalog Number	Conduit Size	Flange Thickness	Box Qty.
78101103583	**BG6-S18-U24** *	⅜"	⅛" to ¼"	25
78101103584	**BG6-S18-U58** *	⅜"	5/16" to ½"	25
78101103579	**BG812-S18-U24**	½", ¾"	⅛" to ¼"	25
78101103580	**BG812-S18-U58**	½", ¾"	5/16" to ½"	25
78101103581	**BG16-S18-U24**	1"	⅛" to ¼"	25
78101103582	**BG16-S18-U58**	1"	5/16" to ½"	25
With Multiple Conduit Plate				
78205152813	**BG6-S18-U24-MC3** *	⅜"	⅛" to ¼"	25
78205152814	**BG6-S18-U58-MC3** *	⅜"	5/16" to ½"	25
78205152815	**BG812-S18-U24-MC3**	½", ¾"	⅛" to ¼"	25
78205152816	**BG812-S18-U58-MC3**	½", ¾"	5/16" to ½"	25
78205152817	**BG16-S18-U24-MC3**	1"	⅛" to ¼"	25
78205152823	**BG16-S18-U58-MC3**	1"	5/16" to ½"	25

* BG-6 will accept the following range Ø.420 - Ø.675: 14/2 thru 10/4 MC/AC cable and 5/16" or ⅜" flexible conduit.

Read safety/installation instruction sheets in packages before use.
These products are designed for positioning only. No load rating.

Multi-Run Cable Carrier & Box Support Fastener

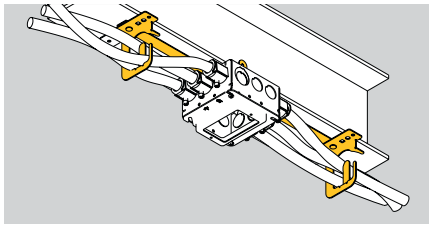



BRC5_-S18-U__

- Riveted assembly provides support for electrical box and cable run on either side of box.
- Cable retention tab is open for easy loading and contains cable when bent in place.

UPC/Part Number	Catalog Number	Conduit Size Number of Runs	Flange Thickness	Box Qty.
78205152829	**BRC51-S18-U24**	.430" - .560" Up to 4 Runs	1/8" to 1/4"	25
78205152830	**BRC51-S18-U58**	.560" - .690" Up to 7 Runs	5/16" to 1/2"	25
78205152834	**BRC53-S18-U24**	.430" - .560" Up to 4 Runs	1/8" to 1/4"	25
78205152835	**BRC53-S18-U58**	.560" - .690" Up to 7 Runs	5/16" to 1/2"	25

Push-Type Conduit & Box Support Fasteners

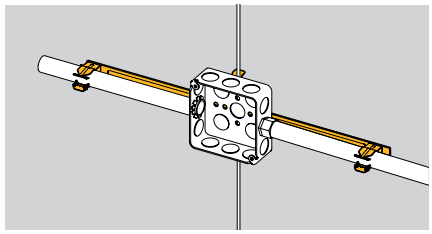



BP__-S18-U__



BP__-S18-U__-MC3

- BMC3 plate is available to support multiple conduit runs.
- Riveted assembly secures electrical boxes and conduit runs to beam flanges 1/8" to 1/2" thick.
- Provides support for conduit on either side of electrical box.
- Assemblies using BMC3 plate include center conduit clamp. Additional conduit clamps may be purchased separately.
- Consult factory for prefabricated box assemblies.

UPC/Part Number	Catalog Number	Conduit Size EMT, IMC, Rigid	Flange Thickness	Box Qty.
78205123635	**BP8-S18-U24**	3/8"	1/8" to 1/4"	25
78205123638	**BP8-S18-U58**	3/8"	5/16" to 1/2"	25
78205123636	**BP12-S18-U24**	1/2", 3/4"	1/8" to 1/4"	25
78205123639	**BP12-S18-U58**	1/2", 3/4"	5/16" to 1/2"	25
78205123637	**BP16-S18-U24**	1"	1/8" to 1/4"	25
78205123640	**BP16-S18-U58**	1"	5/16" to 1/2"	25
With Multiple Conduit Plate				
78205152824	**BP8-S18-U24-MC3**	3/8"	1/8" to 1/4"	25
78205152825	**BP8-S18-U58-MC3**	3/8"	5/16" to 1/2"	25
78205152827	**BP12-S18-U24-MC3**	1/2", 3/4"	1/8" to 1/4"	25
78205152828	**BP12-S18-U58-MC3**	1/2", 3/4"	5/16" to 1/2"	25
78205152825	**BP16-S18-U24-MC3**	1"	1/8" to 1/4"	25
78205152964	**BP16-S18-U58-MC3**	1"	5/16" to 1/2"	25

Read safety/installation instruction sheets in packages before use.
These products are designed for positioning only. No load rating.







Strap Hangers



- Suspends straps thru 1½" wide from beam flanges ⅛" to ¾" thick.
- Suspends straps parallel or at right angles to beams.
- Simply installed with a hammer.
- Static Load Capacity: 200 lbs.



Parallel

Right Angle

UPC/Part Number	Catalog Number	Description	Flange Thickness	Box Qty.
78101104930	**BHE-1-2**	Parallel	1⁄16" to 1⁄8"	100
78101118870	**BH-2-4**	Parallel	1⁄8" to 1⁄4"	100
78101118880	**BH-5-8**	Parallel	5⁄16" to 1⁄2"	100
78101118890	**BH-9-12**	Parallel	9⁄16" to 3⁄4"	100
78101104115	**BH-1-2-R**	Right Angle	1⁄16" to 1⁄8"	100
78101118875	**BH-2-4-R**	Right Angle	1⁄8" to 1⁄4"	100
78101118885	**BH-5-8-R**	Right Angle	5⁄16" to 1⁄2"	100
78101118895	**BH-9-12-R**	Right Angle	9⁄16" to 3⁄4"	100



UPC/Part Number	Catalog Number	Description	Box Qty.
78101103385	**BH-F12**	Right Angle	100
78101103384	**BH-F12-R**	Parallel	100
78101119922	**BH-H7**	Parallel	100

"Z" Purlin Hangers



BH-H7



BH-F12



BH-F12-R

Read safety/installation instruction sheets in packages before use.

Rod-to-Beam Hangers

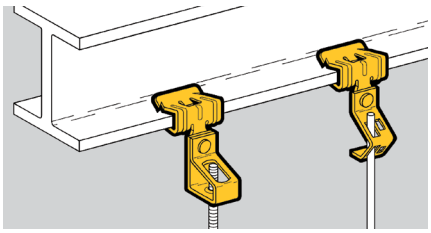



- Suspend wire or plain rod from beam flanges 1/8" to 3/4" thick.
- Simply installed with a hammer.
- Static Load Capacity: 160 lbs.

UPC/Part Number	Catalog Number	Flange Thickness	Description	Box Qty.
78101118900	**BH1-E-2-4**	1/8" to 1/4"	#8 Wire or 1/4" Plain Rod	100
78101118905	**BH1-E-5-8**	5/16" - 1/2"	#8 Wire or 1/4" Plain Rod	100
78101118910	**BH1-E-9-12**	9/16" - 3/4"	#8 Wire or 1/4" Plain Rod	100

UPC/Part Number	Catalog Number	Flange Thickness	Plain Rod Size	Box Qty.
78101118940	**BH2-E-2-4**	1/8" to 1/4"	3/8"	100
78101118945	**BH2-E-5-8**	5/16" - 1/2"	3/8"	100
78101118950	**BH2-E-9-12**	9/16" - 3/4"	3/8"	100

Rod-to-Beam Hangers



With thread impression

- Suspend threaded rod, 1/4" or 3/8" diameter.
- Simply installed with a hammer.
- Static Load Capacity: 160 lbs.

UPC/Part Number	Catalog Number	Flange Thickness	Threaded Rod Size	Box Qty.
78101118980	**BH4-E-2-4**	1/8" to 1/4"	1/4"	100
78101118985	**BH4-E-5-8**	5/16" - 1/2"	1/4"	100
78101118990	**BH4-E-9-12**	9/16" - 3/4"	1/4"	100
78101119060	**BH6-E-2-4**	1/8" to 1/4"	3/8"	100
78101119065	**BH6-E-5-8**	5/16" - 1/2"	3/8"	100
78101119070	**BH6-E-9-12**	9/16" - 3/4"	3/8"	100

Note: BH4 and BH6 have thread impressions.

UPC/Part Number	Catalog Number	Flange Thickness	Threaded Rod Size	Box Qty.
78101119020	**BH5-E-2-4** *	1/8" to 1/4"	1/4" to 3/8"	100
78101119025	**BH5-E-5-8** *	5/16" - 1/2"	1/4" to 3/8"	100
78101119030	**BH5-E-9-12** *	9/16" - 3/4"	1/4" to 3/8"	100

*Nuts required.

Read safety/installation instruction sheets in packages before use.

"Z" Purlin Hangers

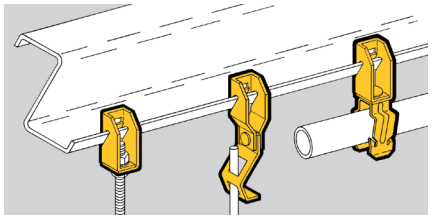

- Compensates for angle of purlin lip.
- Allows for parallel conduit runs or vertical support drops.
- Riveted fasteners will rotate 360°.
- Maximum Purlin thickness of 3/32".



BF13



BF12



Guide-Rite™
Fastener
BG Series



Push-Type
BP Series





UPC/Part Number	Catalog Number	Description	Static Load Cap. lbs.	Box Qty.
78101118345	**BF13**	With ¼" Hole	100	100
78101118340	**BF12**	For "S" Hooks	100	100

UPC/Part Number	Catalog Number	Conduit Size EMT & Rigid	Static Load Cap. lbs.	Box Qty.
78101118445	**BG-6-F13** *	⅜"	100	100
78101118520	**BG-8-12-F13**	½", ¾"	100	100
78101118590	**BG-16-F13**	1"	100	100
78101118675	**BG-20-F13**	1¼"	100	100
78101119290	**BP-8-F13**	½" EMT	25	100
78101119390	**BP-12-F13**	¾" EMT ½" IMC, Rigid	25	100
78101119480	**BP-16-F13**	1" EMT ¾" IMC, Rigid	25	50

* BG-6 will accept the following range ∅.420 - ∅.675:
14/2 thru 10/4 MC/AC cable and 5/16" or ⅜" flexible conduit

UPC/Part Number	Catalog Number	Description	Static Load Cap.	Box Qty.
78101118920	**BH1-F12**	#8 Wire or ¼" Plain Rod	100 lbs.	100
78101118960	**BH2-F12**	⅜" Plain Rod	100 lbs.	100

UPC/Part Number	Catalog Number	Threaded Rod Size	Static Load Cap.	Box Qty.
78101119000	**BH4-F12**	¼"	100 lbs.	100
78101119080	**BH6-F12**	⅜"	100 lbs.	100
78101119040	**BH5-F12** *	¼" & ⅜"	100 lbs.	100

*Nuts required.
Note: BH4 and BH6 have thread impressions.

Read safety/installation instruction sheets in packages before use.

Cable-to-"Z" Purlin Flange Hangers





BX4-F13



BX4M-F13

- Compensates for angle of purlin lip.
- Attaches MC, AC, sizes 14/2 through 10/3 or ⅜" FMC to "Z" Purlins up to 3/32" thick.
- Fastener will rotate 360°.
- Simply installed with a hammer.

UPC/Part Number	Catalog Number	Description	Flange Thickness	Box Qty.
78101101188	**BX4-F13**	Single Runs	Thru 3/32"	100
78101101204	**BX4M-F13**	Double Runs	Thru 3/32"	100

These products are designed for positioning only. No load rating.

"Z" Purlin Flange Hangers





BF4

- Suspend wire, or plain and threaded rod from "Z" Purlins.
- Fits "Z" Purlins 1/16" to ¼" thick.
- Simply installed with a hammer.
- Static Load Capacity: 160 lbs.

UPC/Part Number	Catalog Number	Description	Box Qty.
78101104271	**BF4**	For "S" Hooks, Bolting Straps and Wrap Wire	100

Read safety/installation instruction sheets in packages before use.

"Z" Purlin Flange Hangers



BH1-F4



BH4-F4

- Suspend wire, or plain and threaded rod from "Z" Purlins.
- Fits "Z" Purlins 1/16" to 1/4" thick.
- Simply installed with a hammer.
- Static Load Capacity: 160 lbs.

UPC/Part Number	Catalog Number	Description	Box Qty.
78101104274	**BH1-F4**	#8 Wire or 1/4" Plain Rod	100
78101104276	**BH2-F4**	3/8" Plain Rod	100

UPC/Part Number	Catalog Number	Threaded Rod Size	Box Qty.
78101104286	**BH4-F4**	1/4"	100
78101104280	**BH6-F4**	3/8"	100
78101104278	**BH5-F4** *	1/4" - 3/8"	100

* Nuts required.
Note: BH4 & BH6 have thread impressions.

Cable-to-"Z" Purlin Flange Hangers





BX4-F4



BX4M-F4

- Attaches MC, AC, sizes 14/2 thru 10/3 or 3/8" FMC to "Z" Purlins.
- Fits "Z" Purlin flanges 1/16" to 1/4" thick.
- Fastener will rotate 360°.

UPC/Part Number	Catalog Number	Description	Box Qty.
78101104931	**BX4-F4**	Single Runs	100

These products are designed for positioning only. No load rating.

UPC/Part Number	Catalog Number	Description	Box Qty.
78101104932	**BX4M-F4**	Double Runs	100

These products are designed for positioning only. No load rating.

Read safety/installation instruction sheets in packages before use.
These products are designed for positioning only. No load rating.

MC/AC Cable Carrier-to-"Z" Purlin Flange Hanger

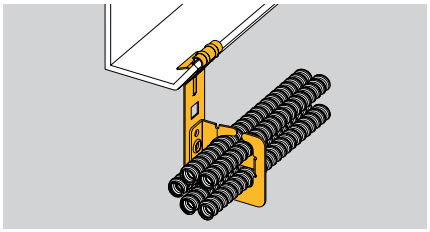



BRC51-F4

- Secures and supports multiple runs of MC/AC cable to 'Z' purlins.
- Effectively organizes cables and eliminates derating issues.
- Retention tab is open for easy loading and unloading and contains cables when bent in place.
- Load Capacity: 50 lbs.

UPC/Part Number	Catalog Number	Cable Diameter & Number of Runs	Box Qty.
78205144084	**BRC51-F4**	.430" to .560" Up to 4 Runs	25
78205144085	**BRC52-F4**	.430" to .560" Up to 9 Runs	25
78205144086	**BRC53-F4**	.560" to .690" Up to 7 Runs	25

Vertical Flange Hangers

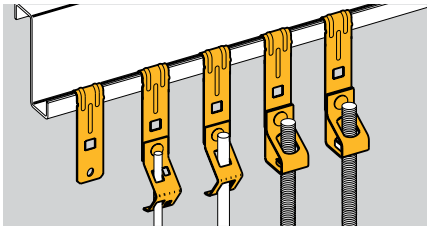



BF3

- Suspend wire, or plain and threaded rod from vertical flanges.
- Fits vertical flanges 1⁄16" to 1⁄4" thick.
- Static Load Capacity: 160 lbs.

UPC/Part Number	Catalog Number	Description	Box Qty.
78101104270	**BF3**	For "S" Hooks, Bolting Straps and Wrap Wire	100

Read safety/installation instruction sheets in packages before use.

Vertical Flange Hangers



BH1-F3



4¼"
Overall Height

- Suspend wire, or plain and threaded rod from vertical flanges.
- Fits vertical flanges 1/16" to ¼" thick.
- Static Load Capacity: 160 lbs.

UPC/Part Number	Catalog Number	Description	Box Qty.
78101104273	**BH1-F3**	#8 Wire or ¼" Plain Rod	100
78101104275	**BH2-F3**	⅜" Plain Rod	100

UPC/Part Number	Catalog Number	Threaded Rod Size	Box Qty.
78101104285	**BH4-F3**	¼"	100
78101104279	**BH6-F3**	⅜"	100
78101104933	**BH5-F3** *	¼", ⅜"	100

* Nuts required.

Read safety/installation instruction sheets in packages before use.

Cable-to-Vertical Flange Hangers

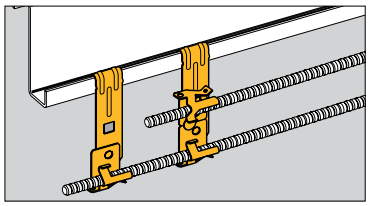





BX4-F3

BX4M-F3

These products are designed for positioning only. No load rating.

- Attaches MC, AC, sizes 14/2 through 10/3 or ⅜" flexible conduit FMC to vertical flanges 1/16" to ¼" thick.
- Fastener will rotate 360°.
- Simply installed with a hammer.

UPC/Part Number	Catalog Number	Description	Box Qty.
78101104281	**BX4-F3**	Single Runs	100

UPC/Part Number	Catalog Number	Description	Box Qty.
78101104282	**BX4M-F3**	Double Runs	100

MC/AC Cable Carrier-to-Vertical Flange Hanger

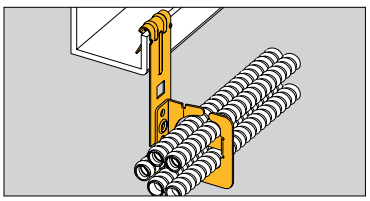



BRC51-F3

- Secures and supports multiple runs of MC/AC cable to vertical flanges.
- Effectively organizes cables and eliminates derating issues.
- Retention tab is open for easy loading and unloading and contains cables when bent in place.
- Load Capacity: 50 lbs.

UPC/Part Number	Catalog Number	Cable Diameter & Number of Runs	Box Qty.
78205144081	**BRC51-F3**	.430" to .560" Up to 4 Runs	25
78205144084	**BRC52-F3**	.430" to .560" Up to 9 Runs	25
78205144083	**BRC53-F3**	.560" to .690" Up to 7 Runs	25

Read safety/installation instruction sheets in packages before use.

Vertical Flange Hangers

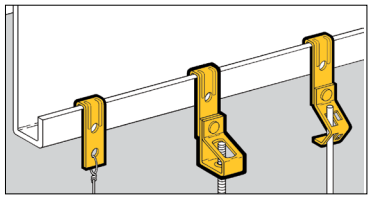



BF1

BH1-F1

- Suspend wire, or plain or threaded rod from vertical flanges.
- Fits vertical flanges 1/16" to 1/4" thick.
- Static Load Capacity: 160 Lbs.

UPC/Part Number	Catalog Number	Flange Thickness	Description	Box Qty.
78101118310	**BF1**	1/16" - 5/32"	For "S" Hooks, Bolting Straps and Wrap Wire	100
78101118315	**BF2**	5/32" - 1/4"	For "S" Hooks, Bolting Straps and Wrap Wire	100

UPC/Part Number	Catalog Number	Flange Thickness	Description	Box Qty.
78101118915	**BH1-F1**	1/16" - 5/32"	#8 Wire or 1/4" Plain Rod	100
78101118925	**BH1-F2**	5/32" - 1/4"	#8 Wire or 1/4" Plain Rod	100

Vertical Flange Hangers



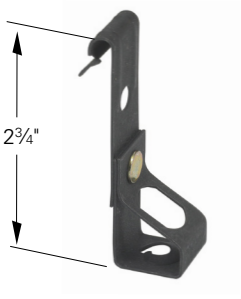

UPC/Part Number	Catalog Number	Flange Thickness	Plain Rod Size	Box Qty.
78101118955	**BH2-F1**	1/16" - 5/32"	3/8"	100
78101118965	**BH2-F2**	5/32" - 1/4"	3/8"	100

UPC/Part Number	Catalog Number	Flange Thickness	Threaded Rod Size	Box Qty.
With Thread Impression				
78101118995	**BH4-F1**	1/16" - 5/32"	1/4"	100
78101119075	**BH6-F1**	1/16" - 5/32"	3/8"	100
78101119005	**BH4-F2**	5/32" - 1/4"	1/4"	100
78101119085	**BH6-F2**	5/32" - 1/4"	3/8"	100
With Clearance Hole				
78101118995	**BH5-F1** *	1/16" - 5/32"	1/4", 3/8"	100
78101119075	**BH5-F2** *	5/32" - 1/4"	1/4", 3/8"	100

* Nuts required.

Read safety/installation instruction sheets in packages before use.

Conduit-to-Vertical Flange Hangers

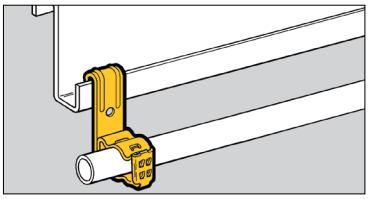

- Supports ⅜" to 1" conduit from vertical flanges 1/16" to ¼" thick.
- Patented Guide-Rite™ feature ensures fastener will close and lock every time.
- Simply installed with a hammer and pliers.
- Static Load Capacity: 25 Lbs.



Guide-Rite™
Fastener

UPC/Part Number	Catalog Number	Conduit Size	Flange Thickness	Box Qty.
78101119957	**BG-6-F1** *	⅜"	1/16" - 5/32"	100
78101119960	**BG-6-F2** *	⅜"	5/32" - ¼"	100
78101119958	**BG-8-12-F1**	½" & ⅜"	1/16" - 5/32"	100
78101119961	**BG-8-12-F2**	½" & ⅜"	5/32" - ¼"	100
78101119958	**BG-16-F1**	1"	1/16" - 5/32"	100
78101119961	**BG-16-F2**	1"	5/32" - ¼"	100

* BG-6 will accept the following range Ø.420 - Ø.675:
14/2 thru 10/4 MC/AC cable and 5/16" or ⅜" flexible conduit



UPC/Part Number	Catalog Number	Wire Size	Flange Thickness	Box Qty.
78101103556	**BRC3-F1**	14/2 & 12/2 With Ground	1/16" - 5/32"	100
78101103557	**BRC3-F2**	14/2 & 12/2 With Ground	5/32" - ¼"	100

Note: These products are designed for positioning only. No load rating.

Read safety/installation instruction sheets in packages before use.

Strut Fasteners

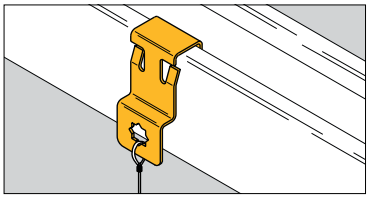





BG_-SC4



BP_-SC4



BL14__-SC4



BX4M_-SC4



BRC5_-SC4

- The BSC4 series provides a simple, snap-on attachment to strut, eliminating the need for tools and/or drilling during installation.
- Ideal for retrofit and add-on applications.
- BSC4 provides a ¼" mounting hole along the side of a standard strut member.
- Riveted assemblies allow for easy attachment of conduit, cable and rod.

UPC/Part Number	Catalog Number	Description	Load Capacity	Box Qty.
78205146573	**BSC4**	Strut Clip	60 lbs.	100

UPC/Part Number	Catalog Number	Rod Size	Load Capacity	Box Qty.
78205146581	**BH4-SC4**	¼"-20	60 lbs.	100
78205146582	**BH6-SC4**	⅜"-16	60 lbs.	100

UPC/Part Number	Catalog Number	Conduit Size	Load Capacity	Box Qty.
78205146577	**BG6-SC4**	MC/AC & ⅜"	25 lbs.	100
78205146578	**BG812-SC4**	½" & ¾"	25 lbs.	100
78205146579	**BP8-SC4**	½"	15 lbs.	100
78205146580	**BP12-SC4**	¾"	15 lbs.	100
78205146588	**BL1400-SC4**	½"	60 lbs.	100
78205146589	**BL1410-SC4**	¾"	60 lbs.	100
78205146590	**BL1420-SC4**	1"	60 lbs.	100

UPC/Part Number	Catalog Number	Cable Size Runs	Load Capacity	Box Qty.
78205146584	**BX4M-SC4**	14/2 - 10/3 up to 2 runs	–	100
78205146585	**BRC51-SC4**	.430" to .560" up to 4 runs	50 lbs.	100
78205146586	**BRC52-SC4**	.430" to .560" up to 9 runs	50 lbs.	100
78205146587	**BRC53-SC4**	.560" to .690" up to 7 runs	50 lbs.	100

Read safety/installation instruction sheets in packages before use.

Drive Pin Fasteners

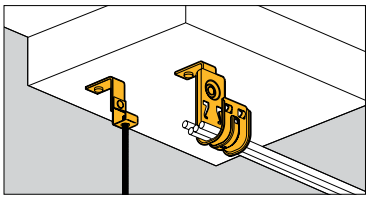



BPNA



BCH21-PNA
BCH32-PNA



BH-PNA



BH1-PNA
BH2-PNA



BH_-PNA



BG_-PNA



BP_-PNA



BL14__-PNA



BX4-PNA



BX4M-PNA



BX6-PNB

Read safety/installation instruction sheets in packages before use.

- Special support bracket allows clearance for powder actuated tools.
- Exclusive 1¼" drive pin now pre-installed.
- Pins rated for concrete up to 4000 psi.
- Static Load Capacity: 30 Lbs. unless specified. Limited by fastener assembly. Ramset SDC114 pin rating must be considered before installation.

UPC/Part Number	Catalog Number	Description	Box Qty.
78205125583	**BPNA**	Angle Bracket	100
78205128090	**BCH12-PNA**	¾" Cable Hook	100
78205125584	**BCH21-PNA**	1 5/16" Cable Hook	50
78205125586	**BCH32-PNA**	2" Cable Hook	50
78205125588	**BCH64-PNA**	4" Cable Hook	25
78205125611	**BH-PNA**	Strap Hanger	100
78205125593	**BH1-PNA**	#8 Wire or ¼" Plain Rod	100
78205125596	**BH2-PNA**	⅜" Plain Rod	100
78205125604	**BH4-PNA** *	¼" Threaded Rod	100
78205125606	**BH6-PNA** *	⅜" Threaded Rod Cable Hook	100
78205125605	**BH5-PNA** **	¼" or ⅜" Threaded Rod	100
78205125613	**BG6-PNA** ***	⅜" Conduit	100
78205125615	**BG8-12-PNA**	½" & ¾" Conduit	100
78205125616	**BG16-PNA**	1" Conduit	100
78205125623	**BP8-PNA**	½" EMT	100
78205125624	**BP12-PNA**	¾" EMT	100
78205125630	**BP16-PNA**	1" EMT	100
78205125620	**BL1400-PNA**	½" Conduit	100
78205125621	**BL1410-PNA**	¾" Conduit	100
78205125622	**BL1420-PNA**	1" Conduit	100
78205125590	**BX4-PNA**	Single Run MC, AC or FMC	100
78205125591	**BX4M-PNA**	Double Run MC, AC or FMC	100

- Static Load Capacity: 75 lbs. Limited by fastener assembly. DeWalt 50371-PWR ceiling clip rating must be considered before installation.

UPC/Part Number	Catalog Number	Description	Box Qty.
799038854524	**BX6-PNB**	4 sq. in. Usable Area For Multiple MC, AC or FMC	100

* With threaded impressions. ** Nuts required.
*** BG-6 will accept the following range Ø.420 - Ø.675: 14/2 thru 10/4 MC/AC cable and 5/16" or ⅜" flexible conduit

Deck Hanger Bracket



BDH Series and Riveted Assemblies

- Supports conduit or pipe up to 1½" diameter
- Provides minimum conduit standoff of 1½" to meet the NEC® section 300.4(E)†
- Attach BDH1 thru BDH3 to deck or other structure using ¼" or ⅜" diameter fasteners to hang ¼" or ⅜" ATR (see table for hole sizes of their respective parts)
- For single conduit runs up to 1½" diameter, deck hanger is paired with conduit hanger and Guide-Rite™ fastener
- S18 assembly includes Guide Rite conduit and electrical box support hanger, which helps ensure proper support of boxes and conduit per NEC

NOTE: Use appropriate installation hardware (not included) for the specific product application, mounting surface and loads.

Material/Finish:
BDH series hangers, BL1400 series conduit hangers & S18 bar are galvanized steel
BG series conduit clips are spring steel/zinc phosphate

c UL us LISTED

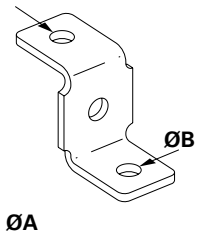

Fig. 1

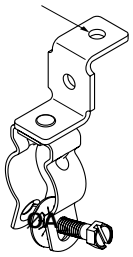

Fig. 2

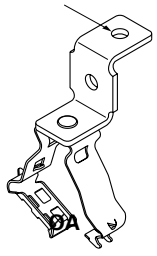

Fig. 3

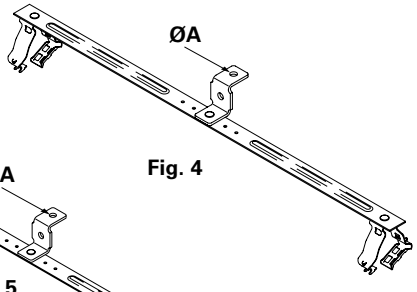

Fig. 4

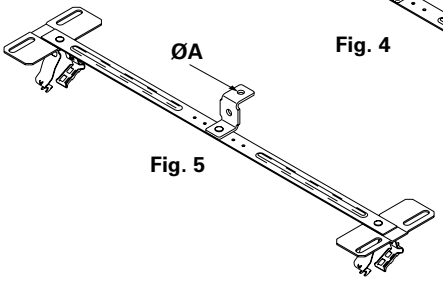

Fig. 5

Catalog No.	Fig No.	Hole Ø A	Hole Ø B	Conduit Ø	Static Load* lbs	(kg)	Box Qty
BDH1	1	¼"	¼"	—	230	(104)	100
BDH2	1	¼"	⅜"	—	230	(104)	100
BDH3	1	⅜"	⅜"	—	250	(113)	100
BL1400-DH	2	¼"	—	½" EMT/RGD	100	(45)	50
BL1410-DH	2	¼"	—	¾" EMT/RGD	100	(45)	50
BL1420-DH	2	¼"	—	1" EMT/RGD	100	(45)	50
BL1425-DH	2	¼"	—	1¼" EMT	100	(45)	50
BL1430-DH	2	¼"	—	1½" EMT, 1¼" RGD	100	(45)	50
BG6-DH	3	¼"	—	⅜" EMT/RGD**	25	(11)	50
BG812-DH	3	¼"	—	½"–¾" EMT/RGD	50	(23)	50
BG16-DH	3	¼"	—	1" EMT/RGD	60	(27)	50
BG20-DH	3	¼"	—	1¼" EMT/RGD	75	(34)	50
BG24-DH	3	¼"	—	1½" EMT/RGD	80	(36)	50
BG6-S18-DH	4	¼"	—	⅜" EMT/RGD**	25	(10)	25
BG812-S18-DH	4	¼"	—	½"–¾" EMT/RGD	25	(10)	25
BG16-S18-DH	4	¼"	—	1" EMT/RGD	25	(10)	25
BG6-S18-DH-MC3	5	¼"	—	⅜" EMT/RGD**	25	(10)	25
BG812-S18-DH-MC3	5	¼"	—	½"–¾" EMT/RGD	25	(10)	25
BG16-S18-DH-MC3	5	¼"	—	1" EMT/RGD	25	(10)	25

*Static load limits are for deck hanger brackets only; use appropriate mounting hardware.

**Accepts .420 - .675 diameter; 14/2 thru 10/4 MC/AC cable and 5⁄16" or ⅜" flexible conduit.

† NEC® Section 300.4(E) states that cables and raceways must be installed at least 1½" (38 mm) under the roof decking to prevent potential damage from nails or screws.

All other trademarks are property of their respective owners.

Read safety/installation instruction sheets in packages before use.

Angle Bracket Fasteners

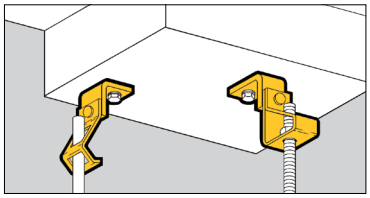

- Suspend plain or threaded rod and drop wire from ceilings, walls, concrete beams, joists and laminated wood beams.
- Clearance hole for ¼" bolt provided.
- Static Load Capacity: 160 Lbs.

UPC/Part Number	Catalog Number	Description	Box Qty.
78101118930	**BH1-H7**	#8 Wire or ¼" Plain Rod	100
78101118975	**BH2-H7**	For ⅜" Plain Rod	100



BH1-H7



BH4-H7

UPC/Part Number	Catalog Number	Threaded Rod Size	Box Qty.
78101119010	**BH4-H7**	¼"-20	100
78101119090	**BH6-H7**	⅜"-16	100
78101119050	**BH5-H7** *	¼"-20 or ⅜"-16	100

* Nuts required.
Note: BH4 & BH6 have thread impressions.

Offset Bracket Fasteners

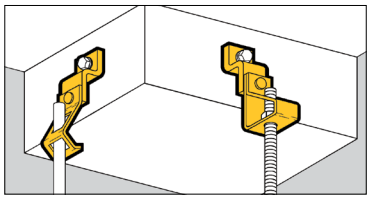

- Suspend plain or threaded rod and drop wire from ceilings, walls, beams, and joists.
- Clearance hole for ¼" bolt provided.
- Static Load Capacity: 160 Lbs.

UPC/Part Number	Catalog Number	Description	Box Qty.
78101118935	**BH1-H8**	#8 Wire or ¼" Plain Rod	100
78101118975	**BH2-H8**	⅜" Plain Rod	100



BH1-H8



BH4-H8

UPC/Part Number	Catalog Number	Threaded Rod Size	Box Qty.
78101119015	**BH4-H8**	¼"-20	100
78101119095	**BH6-H8**	⅜"-16	100
78101119055	**BH5-H8** *	¼"-20 or ⅜"-16	100

* Nuts required.
Note: BH4 & BH6 have thread impressions.

Threaded Rod Hangers

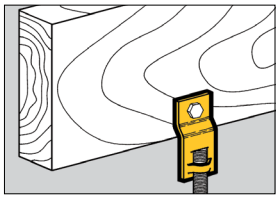



- Suspend ⅜" threaded rod from ceilings, walls, beams, and joists.
- Finish: Zinc plated.
- Static Load Capacity: 610 Lbs.

UPC/Part Number	Catalog Number	Description	Box Qty.
78101101661	**B3223-⅜**	Offset Eye Socket	100

Read safety/installation instruction sheets in packages before use.

Wedge Hangers

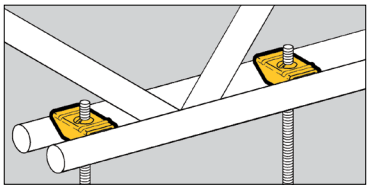



BH11



BH12

- Allows centering on all open web joists with round bottom chords.
- Static Load Capacity: BH11 = 200 Lbs. BH12 = 100 Lbs.

UPC/Part Number	Catalog Number	Description	Box Qty.
78101118860	**BH11**	With ⅜" Clearance Hole	100
78101118865	**BH12**	With ¼"-20 Thread Impression	100

Brackets



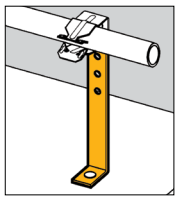



BD2



BD4



BA28B

- Brackets are easily attached with screws or drive pins to wood, concrete or steel structures.
- Brackets are adaptable for use with a wide variety of fasteners, wires, "S" hooks and hangers.

UPC/Part Number	Catalog Number	Description	Box Qty.
78101101686	**BD2**	Flat Bracket	100
78101118280	**BD4**	Offset Bracket	100
78101101449	**BA28B**	Angle Bracket	100

Components

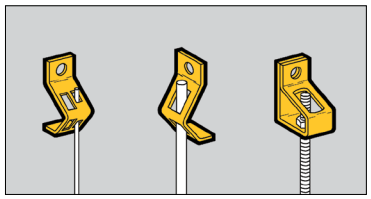

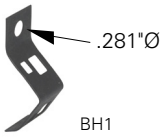

BH1

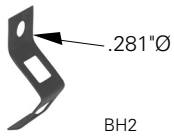

BH2

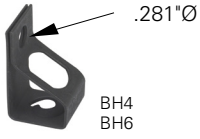

BH4
BH6

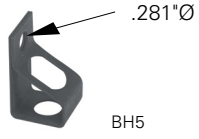

BH5



BH7



BH8

- BH1, BH2: Supports wire or plain rod.
- BH7, BH8: For wire or chain drop from concrete or wood.
- BH4, BH5, BH6 supports ¼" or ⅜" threaded rod.
- Static Load Capacity: 160 Lbs.

UPC/Part Number	Catalog number	Description	Box Qty.
78101118800	**BH1**	#8 Wire or ¼" Plain Rod	100
78101118805	**BH2**	For ⅜" Plain Rod	100
78101118815	**BH4**	For ¼" Threaded Rod	100
78101118825	**BH6**	For ⅜" Threaded Rod	100
78101118820	**BH5** *	For ¼" & ⅜" Threaded Rod	100
78101118830	**BH7**	Angle Bracket With .281"Ø Holes	100
78101118835	**BH7-6**	Angle Bracket With .281"Ø & .406"Ø Holes	100
78101118840	**BH8**	Offset Bracket With .281"Ø Holes	100
78101118845	**BH8-6**	Offset Bracket With .281"Ø & .406"Ø Holes	100

* Nuts required.
Note: BH4 & BH6 have thread impressions.

Read safety/installation instruction sheets in packages before use.

Notes



Eaton offers B-Line series solutions for fastening standard lather channels to wires or plain rods.





Strap Hangers

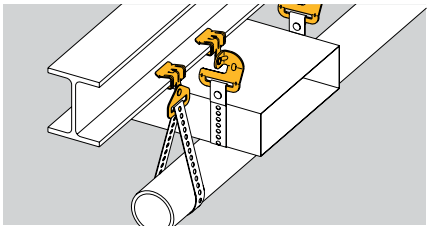

- Suspends straps thru 1½" wide from beam flanges ⅛" to ¾" thick.
- Suspends straps parallel or at right angles to beams.
- Simply installed with a hammer.
- Static Load Capacity: 200 lbs.

UPC/Part Number	Catalog Number	Description	Flange Thickness	Box Qty.
78101104930	**BHE-1-2**	Parallel	1/16" to 1/8"	100
78101118870	**BH-2-4**	Parallel	1/8" to 1/4"	100
78101118880	**BH-5-8**	Parallel	5/16" to 1/2"	100
78101118890	**BH-9-12**	Parallel	9/16" to 3/4"	100
78101104115	**BH-1-2-R**	Right Angle	1/16" to 1/8"	100
78101118875	**BH-2-4-R**	Right Angle	1/8" to 1/4"	100
78101118885	**BH-5-8-R**	Right Angle	5/16" to 1/2"	100
78101118895	**BH-9-12-R**	Right Angle	9/16" to 3/4"	100



Parallel



Right Angle

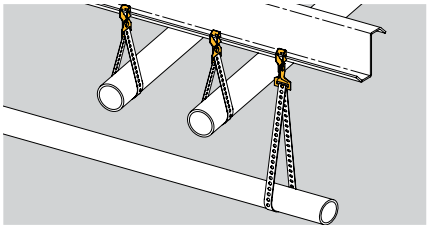

"Z" Purlin Hangers

UPC/Part Number	Catalog Number	Description	Box Qty.
78101103385	**BH-F12**	Right Angle	100
78101103384	**BH-F12-R**	Parallel	100
78101119922	**BH-H7**	Parallel	100



BH-F12



BH-F12-R



BH-H7

Read safety/installation instruction sheets in packages before use.

Rod & Wire Fasteners

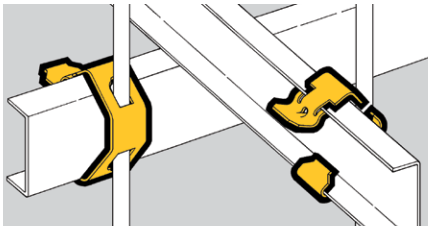

Side Mounts



BL-24-2



BL-24-4

- For fastening standard lathers channels to wires and plain rods.
- Fits ½" through ⅝" channel flange widths.
- Accepted for use by the City of New York Department of Buildings. MEA 383-91-M.
- Static Load Capacity: 160 lbs.

UPC/Part Number	Catalog Number	Channel Size	Rod/Wire Size	Box Qty.
78101119882	**BL-24-2**	1½"	#8 Wire	100
78101119883	**BL-24-4**	1½"	¼"	100
78101119885	**BL-32-4**	2"	¼"	100



Center Mount

UPC/Part Number	Catalog Number	Channel Size	Rod/Wire Size	Box Qty.
78101119884	**BL-24-4C**	1½"	¼" Rod	100

Rod & Wire Fasteners

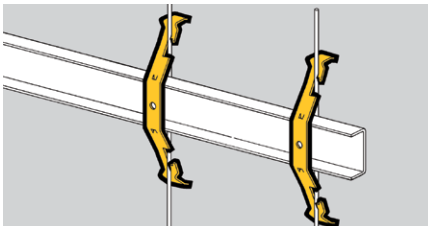



BL1

- For fastening standard 1½" lathers channel to wires and plain rods.
- Wire size: #8 and #9.
- Rod size: 3⁄16" and ¼".
- Fits 9⁄16" thru ⅝" channel flange widths.
- Static Load Capacity: 100 lbs.

UPC/Part Number	Catalog Number	Description	Box Qty.
78101119880	**BL1**	Channel to Rod & Wire	100

Read safety/installation instruction sheets in packages before use.

Flange Fasteners

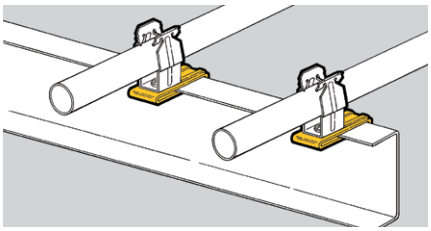



BL2

- Serves as a mounting base for conduit fasteners or electrical boxes.
- Attaches to either flange of lathers channel with ¼"-20 screw (furnished).
- Fits channel flange widths up to ⅝".

UPC/Part Number	Catalog Number	Description	Box Qty.
78101119881	**BL2**	Flange Fastener with Screw	100

Note: This product is designed for positioning only. No load rating.

Conduit Fasteners

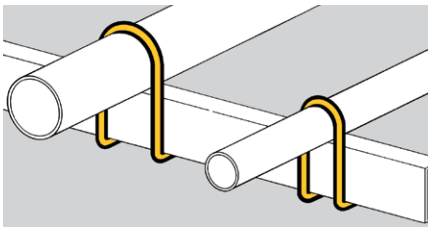



BL3-20 BL3-12

- Fastens EMT to 1½" lathers channel.
- Static Load Capacity: 50 lbs.
- Finish: Zinc-plated.

UPC/Part Number	Catalog Number	EMT Conduit Size	Box Qty.
78101119902	**BL3-8**	½"	100
78101119903	**BL3-12**	¾"	100
78101119904	**BL3-16**	1"	100
78101119905	**BL3-20**	1¼"	100

Read safety/installation instruction sheets in packages before use.

Notes



When it comes to cable management solutions for data centers and light-duty commercial, low-voltage telecommunication and network cable organization, you can rely on Eaton's B-Line series solutions.

Our cable hooks, j-hooks, bridle rings and more provide an ideal solution to install your cable pathways easily and quickly.





Cover Plate Mounting Brackets



- Replaces electrical box in Class 2 low voltage installations.
- Provides attachment base for low voltage outlets.
- Accepts standard and decorator style cover plates.
- Maximum 1¼" drywall thickness.
- Finish: Pre-galvanized.

UPC/Part Number	Catalog Number	Description	Box Qty.
78101118150	**BB10**	Single Gang Bracket	50
78101118152	**BB10-2**	Mounts Two (2) Single Plates	10
78101119878	**BB10-3**	Mounts Three (3) Single Plates	10
78101119879	**BB10-4**	Mounts Four (4) Single Plates	10
78101118130	**BB20**	Double Gang Bracket	10



BB10



BB10-2



BB10-3



BB10-4



BB20

Read safety/installation instruction sheets in packages before use.
These products are designed for positioning only. No load rating.

Cover Plate Mounting Bracket

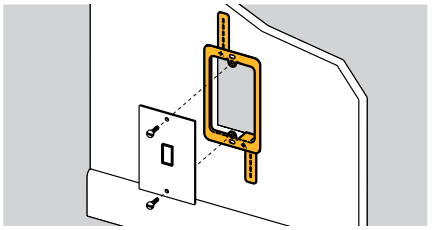



BB10L



BB20L

- Replaces electrical box in Class 2 low voltage installations.
- Provides attachment base for low voltage outlets.
- Maximum 1¼" drywall thickness.
- Finish: Pre-galvanized.

UPC/Part Number	Catalog Number	Description	Box Qty.
78101190895	**BB10L**	Single Gang Bracket	50
78101190896	**BB20L**	Double Gang Bracket	50

Plastic Cover Plate Mounting Bracket

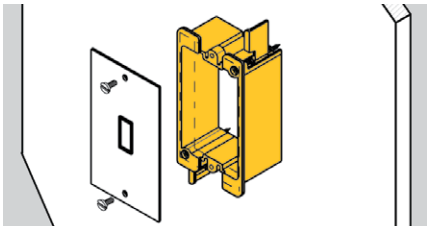



BB10P

- Provides attachment base for low voltage outlets.
- Replaces electrical box in Class 2 low voltage installations.
- Design eliminates sharp edges from bracket.
- Maximum wall thickness: ¾".

UPC/Part Number	Catalog Number	Description	Box Qty.
78205139235	**BB10P**	Single Gang Bracket	50

Read safety/installation instruction sheets in packages before use.
These products are designed for positioning only. No load rating.

Uni-Mount Box Support/Cover Plate Mounting Brackets

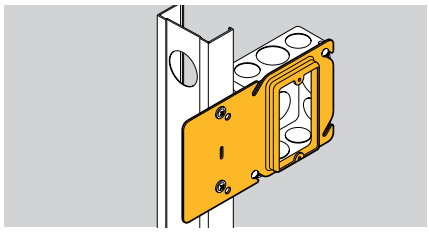



Single Gang



Double Gang

- Uni-Mount™ offers a secure box support for 4" square boxes and features a built-in plaster ring.
- Rigid bracket design eliminates the need for far-side support.
- Replaces electrical boxes in Class 2 low voltage installations.
- Guide tabs ensure consistent alignment on studs.
- Finish: Pre-galvanized.

UPC/Part Number	Catalog Number	Description	Box Qty.
78205122768	**BB40-08**	½" Raise	50
78205122771	**BB40-10**	⅝" Raise	50
78205122772	**BB40-12**	¾" Raise	50

UPC/Part Number	Catalog Number	Description	Box Qty.
78205122773	**BB45-08**	½" Raise	50
78205122774	**BB45-10**	⅝" Raise	50
78205122775	**BB45-12**	¾" Raise	50

All other trademarks are property of their respective owners.

Cover Plate Mounting Bracket

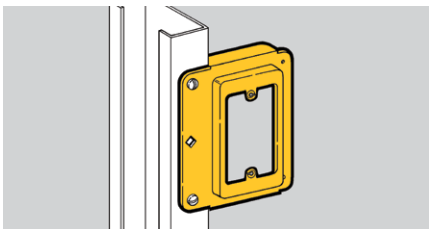



BB15

- Locates communication outlets before drywall is installed.
- Replaces electrical box in Class 2 low voltage installations.
- For ½" and ⅝" drywall applications.
- Finish: Pre-galvanized.

UPC/Part Number	Catalog Number	Description	Box Qty.
78101119873	**BB15**	Single Gang Stud Bracket	25

Read safety/installation instruction sheets in packages before use.
These products are designed for positioning only. No load rating.

Cable Hooks



- Supports Cat. 5e/6/6A fiber optic, innerduct and low voltage cabling requirements
- Recessed mounting hole protects cables from screw head during installation
- Cable retainer clips are included with hooks
- Static load capacity: 30 lbs.
- Finish: Pre-galvanized

UPC/Part Number	Catalog Number	Hook Size	Box Qty.
78205128060	**BCH12**	¾"	50
78101104713	**BCH21**	1 5/16"	50
78101104717	**BCH32**	2"	50
78101104721	**BCH64**	4"	50



BCH21



BCH32



BCH64

Catalog Number	Area (in²)	Cable Capacity		
		Cat 5e 0.21" OD	Cat 6 0.23" OD	Cat 6A 0.30" OD
BCH12	0.66	16	10	-
BCH21	1.64	50	32	18
BCH32	3.96	80	67	39
BCH64	15.58	315	262	154

Cable capacity is calculated based of 70% fill rate and verified with physical testing.



BCH12

Open



Closed

Replacement Cable Retainer Clips

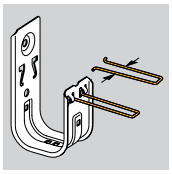



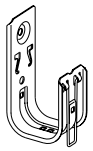

Retainer in open position

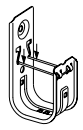

Push retainer down to lock

- Cable retainer clips are included with all cable hook purchases.
- Provides secure containment of cables and offers quick open/close feature to add or remove cables.
- Finish: Pre-galvanized.

UPC/Part Number	Catalog Number	Cable Retainer For Hook Size	Box Qty.
78101104847	**BCHR21**	BCH21	50
78101104848	**BCHR32**	BCH32	50
78101104849	**BCHR64**	BCH64	50

Note: This product is designed for positioning only. No load rating.

Read safety/installation instruction sheets in packages before use.

Painted Cable Hooks



- Powder coated cable hooks are available in a range of colors to help meet your cable identification requirements.
- Standard riveted assemblies are available with painted cable hooks.
- Part numbers can be made by adding the paint color suffix after the cable hook part number.
- Minimum order quantity 500 pieces.
- Standard lead-time is 5-10 working days.

Bright White - BW
Brown - BR
Computer White - CW
Equipment Blue - BL
Flat Black - FB
Green - GR
Orange - OR
Regal Red - RR
Safety Yellow - YL
Telcom Gray - TG

Part # Example: Painted Cable Hook Part Number - BCH32BW
Painted Cable Hook Assembly - BCH32BW-U24

Cable Color ID Clip



- Color-coded clips allow for content designation without inventorying various colored hardware.
- Easy to designate pathways to prevent crossover.
- Order separately and field install.
- Can be snapped on J-Hook after it has been installed.
- Manufactured from Underwriters Laboratories (UL) Listed material for plenum spaces.
- Suitable for ¾", 1⁵⁄₁₆", 2", and 4" J-Hook sizes.
- Available in six (6) colors: Blue (BL), White (WH), Gray (GY), Orange (OR), Red (RD), and Yellow (YW).

Part # Example: Blue Colored ID Clip Part Number
BCHID-BL12 - blue clip for BCH12 J-Hook

Cable-to-ATR Fasteners

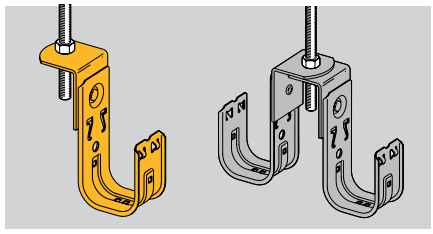



BCH21-AB

- .505" diameter hole designed to support cable from ⅜" or ½" threaded rod.
- Allows back-to-back and multi-tier installations.
- Cable retainer clips are included with hooks.
- Static Load Capacity: 30 lbs.
- Finish: Pre-galvanized.

UPC/Part Number	Catalog Number	Hook Size	Hole Size	Box Qty.
78101104725	**BCH21-AB**	1⁵⁄₁₆"	.505" Diameter	50
78101104729	**BCH32-AB**	2"	.505" Diameter	50
78101104732	**BCH64-AB**	4"	.505" Diameter	25

Read safety/installation instruction sheets in packages before use.

Angle Bracket Cable Fasteners

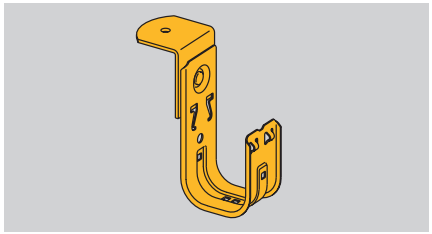



BCH12-RB

- Designed for direct attachment to structures.
- Supports cable from ¼" threaded rod.
- .265" diameter hole accepts anchors, screws or common nails.
- Cable retainer clips are included with hooks.
- Static Load Capacity: 30 lbs.
- Finish: Pre-galvanized.

UPC/Part Number	Catalog Number	Hook Size	Hole Size	Box Qty.
78205128089	**BCH12-RB**	¾"	.265" Diameter	50
78101104735	**BCH21-RB**	1 5/16"	.265" Diameter	50
78101104738	**BCH32-RB**	2"	.265" Diameter	50
78101104742	**BCH64-RB**	4"	.265" Diameter	25

(See page 128 for reference data.)

Read safety/installation instruction sheets in packages before use.

Cable-to-Beam Fasteners





BCH12-E-2-4

- Permits fast and easy installation on beam flanges.
- Cable retainer clips are included with hooks.
- Static Load Capacity: 30 lbs.
- Finish: Pre-galvanized.

UPC/Part Number	Catalog Number	Hook Size	Flange Thickness	Box Qty.
78205128067	**BCH12-E-2-4**	¾"	⅛" to ¼"	50
78205128072	**BCH12-E-5-8**	¾"	5⁄16" to ½"	50
78205128073	**BCH12-E-9-12**	¾"	9⁄16" to ¾"	50
78101104803	**BCH21-E-2-4**	1 5⁄16"	⅛" to ¼"	50
78101104805	**BCH21-E-5-8**	1 5⁄16"	5⁄16" to ½"	50
78101104807	**BCH21-E-9-12**	1 5⁄16"	9⁄16" to ¾"	50
78101104825	**BCH32-E-2-4**	2"	⅛" to ¼"	50
78101104827	**BCH32-E-5-8**	2"	5⁄16" to ½"	50
78101104829	**BCH32-E-9-12**	2"	9⁄16" to ¾"	50

(See page 128 for reference data.)

Cable-to-Beam Fasteners





Allows 360° Rotation

BCH12-U-2-4

- Permits fast and easy installation on beam flanges.
- Cable retainer clips are included with hooks.
- Static Load Capacity: 30 lbs.
- Finish: Pre-galvanized.

UPC/Part Number	Catalog Number	Hook Size	Flange Thickness	Box Qty.
78205128062	**BCH12-U-2-4**	¾"	⅛" to ¼"	50
78205128064	**BCH12-U-5-8**	¾"	5⁄16" to ½"	50
78205128066	**BCH12-U-9-12**	¾"	9⁄16" to ¾"	50
78101104809	**BCH21-U-2-4**	1 5⁄16"	⅛" to ¼"	50
78101104811	**BCH21-U-5-8**	1 5⁄16"	5⁄16" to ½"	50
78101104813	**BCH21-U-9-12**	1 5⁄16"	9⁄16" to ¾"	50
78101104831	**BCH32-U-2-4**	2"	⅛" to ¼"	50
78101104833	**BCH32-U-5-8**	2"	5⁄16" to ½"	50
78101104835	**BCH32-U-9-12**	2"	9⁄16" to ¾"	50
78101104864	**BCH64-U-2-4**	4"	⅛" to ¼"	25
78101104865	**BCH64-U-5-8**	4"	5⁄16" to ½"	25
78101104866	**BCH64-U-9-12**	4"	9⁄16" to ¾"	25

(See page 128 for reference data.)

Read safety/installation instruction sheets in packages before use.

Cable-to-Beam Fasteners





BCH12-C442

- 360° rotation allows cable to run in any direction.
- Cable retainer clips are included with hooks.
- Static Load Capacity: 30 lbs.
- Finish: Pre-galvanized.

UPC/Part Number	Catalog Number	Hook Size	Flange Thickness	Box Qty.
78205128077	**BCH12-C442**	¾"	⅛" to ⅝"	50
78101104823	**BCH21-C442**	1 5⁄16"	⅛" to ⅝"	50
78101104845	**BCH32-C442**	2"	⅛" to ⅝"	50
78101104868	**BCH64-C442**	4"	⅛" to ⅝"	25

Cable-to-Beam Fasteners





BCH12-C442A

- 360° rotation allows cable to run in any direction.
- Cable retainer clips are included with hooks.
- Static Load Capacity: 30 lbs.
- Finish: Pre-galvanized.

UPC/Part Number	Catalog Number	Hook Size	Flange Thickness	Box Qty.
78205141850	**BCH12-C442A**	¾"	⅛" to ⅝"	50
78205141851	**BCH21-C442A**	1 5⁄16"	⅛" to ⅝"	50
78205141852	**BCH32-C442A**	2"	⅛" to ⅝"	50
78205141853	**BCH64-C442A**	4"	⅛" to ⅝"	25

(See page 128 for reference data.)

Cable-to-Beam Fasteners





BCH12-C2

- 360° rotation allows cable to run in any direction.
- Cable retainer clips are included with hooks.
- Static Load Capacity: 30 lbs.
- Finish: Pre-galvanized.

UPC/Part Number	Catalog Number	Hook Size	Flange Thickness	Box Qty.
78205128074	**BCH12-C2**	¾"	thru ½"	50
78101104821	**BCH21-C2**	1 5⁄16"	thru ½"	50
78101104843	**BCH32-C2**	2"	thru ½"	50
78101104867	**BCH64-C2**	4"	thru ½"	25

Read safety/installation instruction sheets in packages before use.

Cable-to-Beam Fasteners





BCH12-C1

- Cable retainer clips are included with hooks.
- Static Load Capacity: 30 lbs.
- Finish: Pre-galvanized.

UPC/Part Number	Catalog Number	Hook Size	Flange Thickness	Box Qty.
78205141303	**BCH12-C1**	¾"	thru ½"	50
78101195578	**BCH21-C1**	1 5/16"	thru ½"	50
78101195560	**BCH32-C1**	2"	thru ½"	50
78205141304	**BCH64-C1**	4"	thru ½"	25

(See page 128 for reference data.)

Cable Hook-to-Strut Attachment

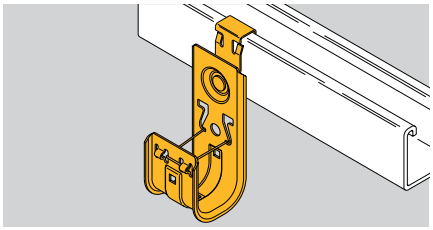



BCH64-SC4

- BSC4 provides a simple snap-on attachment to strut, eliminating the need for tools or drilling.
- Cable retainer clips are included with hooks.
- Great for retrofit applications.
- Load Capacity: 30 lbs.
- Finish: Pre-galvanized.

UPC/Part Number	Catalog Number	Cable Hook Size	Box Qty.
78205146574	**BCH12-SC4**	¾"	50
78205146575	**BCH21-SC4**	1 5/16"	50
78205146576	**BCH32-SC4**	2"	50
78205146583	**BCH64-SC4**	4"	50

(See page 128 for reference data.)

Cable-to-Flange Fasteners





BCH12-F3

- Supports cable from vertical flanges.
- Cable retainer clips are included with hooks.
- Static Load Capacity: 30 lbs.
- Finish: Pre-galvanized.

UPC/Part Number	Catalog Number	Hook Size	Flange Thickness	Box Qty.
78205128078	**BCH12-F3**	¾"	1/16" to ¼"	50
78101104815	**BCH21-F3**	1 5/16"	1/16" to ¼"	50
78101104837	**BCH32-F3**	2"	1/16" to ¼"	50
78101104869	**BCH64-F3**	4"	1/16" to ¼"	25

Read safety/installation instruction sheets in packages before use.

Cable-to-Flange Fasteners

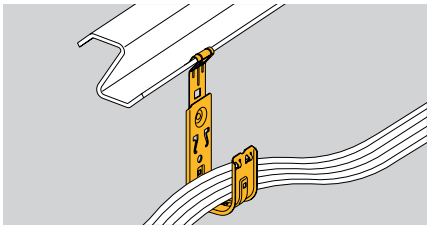



BCH12-F4

- Supports cable from angled flanges.
- Cable retainer clips are included with hooks.
- Static Load Capacity: 30 lbs.
- Finish: Pre-galvanized.

UPC/Part Number	Catalog Number	Hook Size	Flange Thickness	Box Qty.
78205128079	**BCH12-F4**	¾"	1/16" to ¼"	50
78101104817	**BCH21-F4**	1 5/16"	1/16" to ¼"	50
78101104839	**BCH32-F4**	2"	1/16" to ¼"	50
78101104870	**BCH64-F4**	4"	1/16" to ¼"	25

(See page 128 for reference data.)

Cable-to T-Bar Fasteners





BCH12-A28

- Supports cable above ceiling grid and allows 360° rotation.
- Provides compliance with the EIA/TIA requirements.
- Permits dropwire attachment if required.
- Cable retainer clips are included with hooks.
- Static Load Capacity: 30 lbs.
- Finish: Pre-galvanized.

UPC/Part Number	Catalog Number	Description	Box Qty.
78205128083	**BCH12-A28**	¾"	50
78101104857	**BCH21-A28**	1 5/16"	50
78101104858	**BCH32-A28**	2"	50

(See page 128 for reference data.)

Read safety/installation instruction sheets in packages before use.

Cable-to-Wire and Rod Fasteners

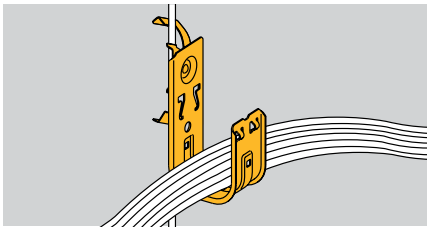



BCH12-W2

- Supports cable from #12 wire thru 3/8" threaded rod.
- Cable retainer clips are included with hooks.
- W2 series attaches to #12 wire thru 1/4" plain or threaded rod.
- W6 series attaches to 3/8" plain or threaded rod.
- Static Load Capacity: 25 lbs.
- Finish: Pre-galvanized.

UPC/Part Number	Catalog Number	Description	Box Qty.
78205146573	**BCH12-W2**	3/4"	50
78101104819	**BCH21-W2**	1 5/16"	50
78101104841	**BCH32-W2**	2"	50
78101195529	**BCH64-W2**	4"	25
78205128082	**BCH12-W6**	3/4"	50
78101195567	**BCH21-W6**	1 5/16"	50
78101195569	**BCH32-W6**	2"	50
78101195604	**BCH64-W6**	4"	25

Cable-to-Floor Support Fasteners





BCH12-L1410

- Supports cable from computer floor post.
- Organizes cable off the floor for a neat installation.
- Cable retainer clips are included with hooks.
- Static Load Capacity: 30 lbs.
- Finish: Pre-galvanized.

UPC/Part Number	Catalog Number	Hook Size	Floor Post Size	Box Qty.
78205128085	**BCH12-L1410**	3/4"	1" O.D.	50
78101104851	**BCH21-L1410**	1 5/16"	1" O.D.	50
78101104855	**BCH32-L1410**	2"	1" O.D.	50
78101104871	**BCH64-L1410**	4"	1" O.D.	25

Cable-to-Floor Support Fasteners

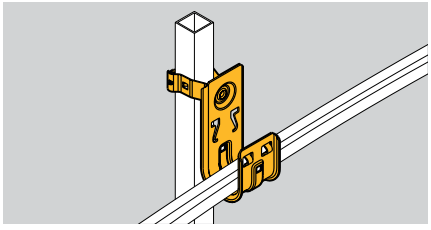



BCH12-G-8-12w

- Supports cable from computer floor post.
- Organizes cable off the floor for a neat installation.
- Cable retainer clips are included with hooks.
- Static Load Capacity: 30 lbs.
- Finish: Pre-galvanized.

UPC/Part Number	Catalog Number	Hook Size	Floor Post Size	Box Qty.
78205128086	**BCH12-G-8-12**	3/4"	1" Square	50
78101172487	**BCH21-G-8-12**	1 5/16"	1" Square	50
78101172489	**BCH32-G-8-12**	2"	1" Square	50
78101172491	**BCH64-G-8-12**	4"	1" Square	25

(See page 128 for reference data.)

Read safety/installation instruction sheets in packages before use.

Single-Sided, Multi-Tier Cable Fasteners

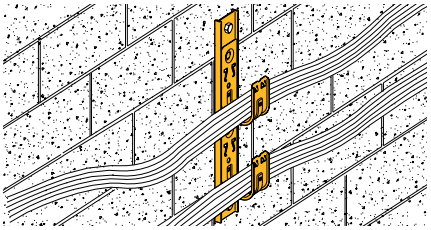

- Factory assembled multi-tier fasteners speed up installation.
- Available in two-six tier assemblies.
- Unique design prevents hook and assembly rotation when pulling cable.
- Cable retainer clips are included with hooks.
- All support bars furnished in 6063-T6 aluminum.
- Static Load Capacity: 30 lbs. (per hook)



2S 3S

UPC/Part Number	Catalog Number	Hook Size	Description	Box Qty.
78101104773	**BCH21-2S**	1⁵⁄₁₆"	2 Tier, 1-Sided, 11" Overall Height	20
78101104776	**BCH32-2S**	2"	2 Tier, 1-Sided, 12¾" Overall Height	25
78101195300	**BCH64-2S**	4"	2 Tier, 1-Sided, 19⁵⁄₁₆" Overall Height	10
78101104779	**BCH21-3S**	1⁵⁄₁₆"	3 Tier, 1-Sided, 14¾" Overall Height	10
78101104782	**BCH32-3S**	2"	3 Tier, 1-Sided, 17½" Overall Height	10
78101195303	**BCH64-3S**	4"	3 Tier, 1-Sided, 28¹⁄₁₆" Overall Height	10



4S 5S 6S

UPC/Part Number	Catalog Number	Hook Size	Description	Box Qty.
78101104785	**BCH21-4S**	1⁵⁄₁₆"	4 Tier, 1-Sided, 18½" Overall Height	10
78101104788	**BCH32-4S**	2"	4 Tier, 1-Sided, 21¾" Overall Height	10
78101197872	**BCH64-4S**	4"	4 Tier, 1-Sided, 36¹³⁄₁₆" Overall Height	10
78205150503	**BCH64-5S**	4"	5 Tier, 1-Sided, 45⁹⁄₁₆" Overall Height	10
78101104791	**BCH21-5S**	1⁵⁄₁₆"	5 Tier, 1-Sided, 21¾" Overall Height	10
78101104794	**BCH32-5S**	2"	5 Tier, 1-Sided, 27" Overall Height	10
78101104797	**BCH21-6S**	1⁵⁄₁₆"	6 Tier, 1-Sided, 26" Overall Height	10
78101104800	**BCH32-6S**	2"	6 Tier, 1-Sided, 31¾" Overall Height	10
78205150504	**BCH64-6S**	4"	6 Tier, 1-Sided, 54⁵⁄₁₆" Overall Height	10

Read safety/installation instruction sheets in packages before use.

(See page 128 for reference data.)

Double-Sided, Multi-Tier Cable Fasteners





1D



2D

- Factory assembled multi-tier fasteners speed up installation.
- Unique design prevents hook and assembly rotation when pulling cable.
- All support bars furnished in 6063-T6 aluminum.
- Shown with optional BCHK2 kit.
- Cable retainer clips are included with hooks.
- Static Load Capacity: (per hook) 30 lbs.
- Finish: Pre-galvanized.

UPC/Part Number	Catalog Number	Hook Size	Description	Box Qty.
78101104758	**BCH21-1D**	1 5/16"	1 Tier, 2-Sided, 5½" High	20
78101104762	**BCH32-1D**	2"	1 Tier, 2-Sided, 6 3/16" High	25
78101104874	**BCH64-1D**	4"	1 Tier, 2-Sided, 9" High	10
78101104766	**BCH21-2D**	1 5/16"	2 Tier, 2-Sided, 9¼" High	10
78101104770	**BCH32-2D**	2"	2 Tier, 2-Sided, 11" High	10
78101104875	**BCH64-2D**	4"	2 Tier, 2-Sided, 18¼" High	10

Multi-Tier Support Bar



Shown with BRC5 Brackets



Shown with Cable Hooks



- The BCH-HBA combines a tiered support bar and angle bracket into one piece.
- More flexibility! The BCH-HBA can be supported from 3/16", ¼", 5/16" or 3/8" rod.
- Mounts up to three BCH21 or BCH32 cable hooks or two BCH64 cable hooks per side.
- Mounts up to three BRC5 MC/AC cable support brackets per side.
- Load Capacity: 180 lbs.

UPC/Part Number	Catalog Number	Description	Box Qty.
78205143819	**BCH-HBA**	Multi-Tier Support Bar	40

(See page 128 for reference data.)

Read safety/installation instruction sheets in packages before use.

Multi-Tier Cable Hook Kits

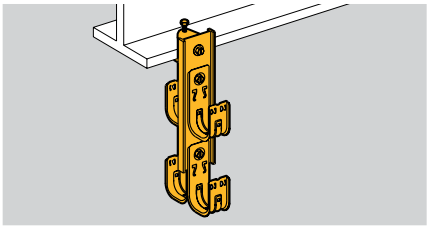



- Support bars furnished in 6063-T6 aluminum.

UPC/Part Number	Catalog Number	Description	Box Qty.
78101199572	**BCH-HB21**	Support Bar for BCH21 and BCH32 8¼" long with .281Ø holes	20
78101199574	**BCH-HB64**	Support Bar for BCH64 13⁵⁄₁₆" long with .281Ø holes	20

Multi-Tier Attachment Kits



BCHK1



BCHK2



BCHK3

- BCHK1 includes: Beam clamp (B444-1/4) and ¼"-20 x ½" hex head cap screw
- BCHK2 includes: Angle bracket (.320"Ø and .390"Ø holes) and ¼"-20 x ½" hex head cap screw and hex nut
- BCHK3 includes: 1 each BCHK1 Kit and BCHK2 Kit

UPC/Part Number	Catalog Number	Kit Description	Flange Thickness	Box Qty.
78101104872	**BCHK1**	Beam Clamp	Thru ½"	10
78101104860	**BCHK2**	Angle Bracket	–	10
78101104873	**BCHK3**	Beam Clamp with Angle Bracket (swivels 360°)	Thru ½"	10

(See page 128 for reference data.)

Read safety/installation instruction sheets in packages before use.

Threaded Bridle Rings







Lag Screw for Wood Beams

- Supports low voltage communication cables from beams or rods when used with other fasteners.
- Ultimate Static Load Capacity: 50 lbs.
- Finish: Zinc-plated.

UPC/Part Number	Catalog Number	Ring Size	Thread Size x Thread Length	Box Qty.
78101119550	**BR-8-T**	½"	#10-24 x 9/16"	100
78101119555	**BR-12-T**	¾"	#10-24 x 9/16"	100
78101119560	**BR-20-T**	1¼"	#10-24 x 9/16"	100
78101119570	**BR-32-T**	2"	#10-24 x 9/16"	100
78101119565	**BR-20-4T**	1¼"	¼"-20 x 9/16"	100
78101119575	**BR-32-4T**	2"	¼"-20 x 9/16"	100
78101119889	**BR-64-4T**	4"	¼"-20 x 9/16"	50

UPC/Part Number	Catalog Number	Ring Size	Thread Size x Thread Length	Box Qty.
78101119875	**BR-16-3W**	1"	#10 x 9/16"	100
78101119886	**BR-24-4W**	1½"	¼" x 27/32"	100
78101119876	**BR-32-4W**	2"	¼" x ⅞"	100

Bridle Ring Saddles

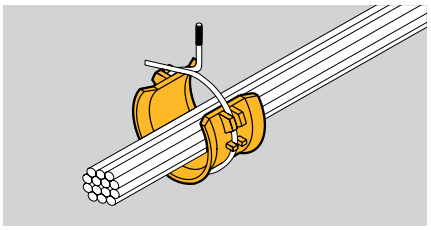



BRS-64A

BRS-32A BRS-32

- The convenience of a bridle ring with the cable-bearing surface of a hook.
- 2" saddle is available separately. Can be easily attached before or after cable installation.

UPC/Part Number	Catalog Number	Thread Size x Thread Length/ Description	Box Qty.
78205122761	**BRS-32A**	¼"-20 x ⅞" 2" Ring Assembly	50
78205122762	**BRS-64A**	¼"-20 x 1" 4" Ring Assembly	25
78205122759	**BRS-32**	2" Saddle Only	50

Also available for use with the following B-Line series Fasteners.

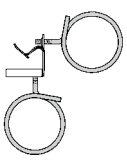

BU-9-12

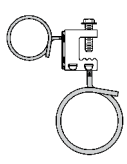

BC1

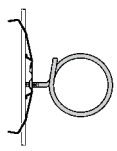

BW2

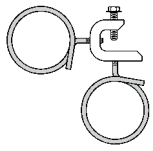

BC442



BH4-F3

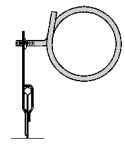

BA5-4T

Read safety/installation instruction sheets in packages before use.

Bridle Ring/Beam Fastener Assembly

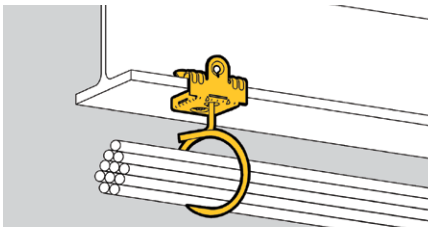



- Supports low voltage communication cables from beam flanges ⅛" to ¾" thick.
- Pre-assembled with 2" bridle ring.
- Helps reduce installation time.
- Static Load Capacity: 15 lbs.

UPC/Part Number	Catalog Number	Description	Box Qty.
78101102921	**BR-32-4T-U-2-4**	⅛" to ¼"	50
78101102923	**BR-32-4T-U-5-8**	5⁄16" to ½"	50
78101102924	**BR-32-4T-U-9-12**	9⁄16" to ¾"	50

Bridle Ring/Rod & Wire Fastener Assembly

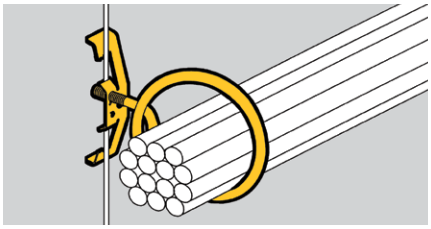



- Supports low voltage communication cables from drop wire.
- Pre-assembled with 2" bridle ring.
- Helps reduce installation time.
- Static Load Capacity: 15 lbs.

UPC/Part Number	Catalog Number	Description	Box Qty.
78101102929	**BR-32-4T-W2**	#12 Wire Thru ¼" Plain or Threaded Rod	50

Bridle Ring/T-Bar Fastener Assembly

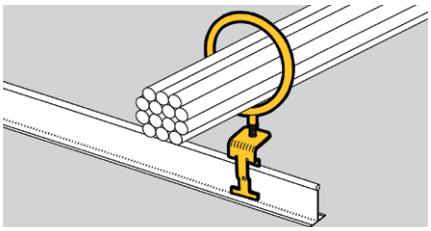



- Supports low voltage communication cables above the T-Bar.
- Pre-assembled with 2" bridle ring.
- Helps reduce installation time.
- For positioning only - No Load Rating.

UPC/Part Number	Catalog Number	Description	Box Qty.
78101102934	**BR-32-4T-A6**	2" Ring Size	50

Read safety/installation instruction sheets in packages before use.

Bridle Ring/Beam Fastener Assembly

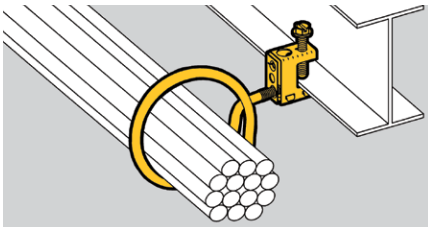



- Supports low voltage communication cables from beam flanges thru ½" thick.
- Pre-assembled with 2" bridle ring.
- Helps reduce installation time.
- Static Load Capacity: 15 lbs.

UPC/Part Number	Catalog Number	Description	Box Qty.
78101102937	**BR-32-4T-C1**	2" Ring Size	50

Cable Fasteners

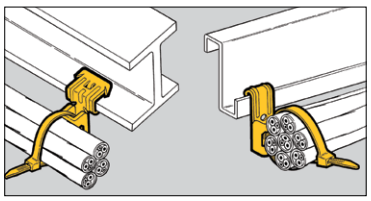



BE Series



BF Series

- Supports cable ties up to 9⁄32" wide from flanges 1⁄16" to 3⁄4" thick.
- 8" cable tie included.
- Simply installed with a hammer.

UPC/Part Number	Catalog Number	Description	Box Qty.
78101119970	**BE-2-4-CT2**	1⁄8" to 1⁄4"	100
78101119971	**BE-5-8-CT2**	5⁄16" to 1⁄2"	100
78101119972	**BE-9-12-CT2**	9⁄16" to 3⁄4"	100
78101119968	**BF1-CT2**	1⁄16" to 5⁄32"	100
78101119969	**BF2-CT2**	5⁄32" to 1⁄4"	100

Note: This product is designed for positioning only. No load rating.

Cable Fasteners

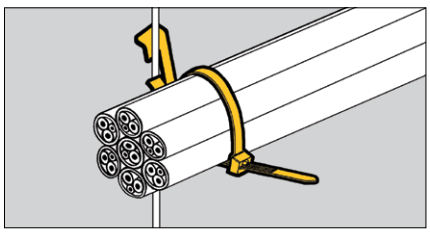



- Supports cable ties up to 9⁄32" wide from drop wires.
- 8" cable tie included.

UPC/Part Number	Catalog Number	Description	Box Qty.
78101102866	**BW2-CT2**	#12 wire thru 1⁄4" plain or threaded rod	100
78101195603	**BW6-CT2**	3⁄8" plain or threaded rod	100

Note: This product is designed for positioning only. No load rating.

Read safety/installation instruction sheets in packages before use.

Cable Hook Technical Data

Single-Sided Single-Tier Cable Fasteners



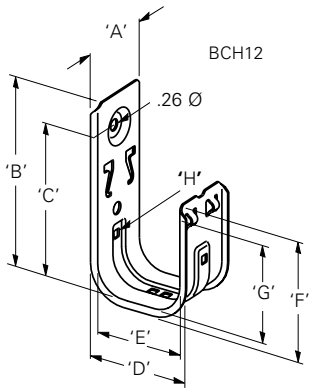

Hook Size In.	'A' In.	'B' In.	'C' In.	'D' In.	'E' In.	'F' In.	'G' In.	'H' In.
¾	.88	3.18	2.68	1.00	.75	1.69	.94	–
1 5/16	1.62	3.62	2.81	1.69	1.31	2.00	1.37	.20
2	1.62	4.31	3.50	2.38	2.00	2.69	2.06	.20
4	2.00	6.81	5.56	4.55	4.00	4.84	4.06	.31

Load Capacity

Cable Hook Size In.	Static Load Capacity (S.F. 3) Galvanized & Stainless Steel lbs.
¾	30
1 5/16	30
2	30
4	30

Stated loads are per hook and should not be exceeded. The load capacity of a fastener having more than one component is equal to the load capacity of the lowest rated component.

Double-Sided Single-Tier Cable Fasteners

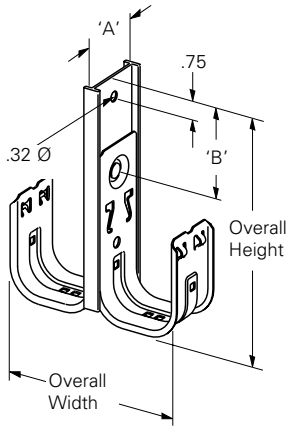

Hook Size In.	'A' In.	'B' In.	Overall Height In.	Overall Width In.
1 5/16	1.90	2.50	5.50	3.47
2	1.90	2.50	6.19	4.85
4	2.38	2.94	9.00	9.19

Double-Sided Double-Tier Cable Fasteners

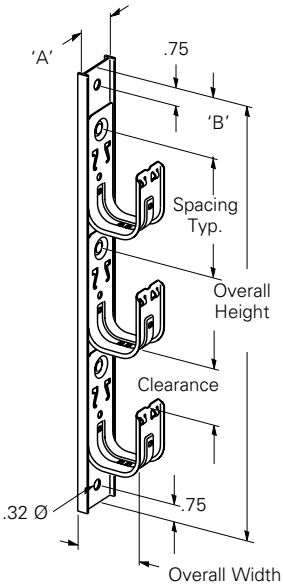

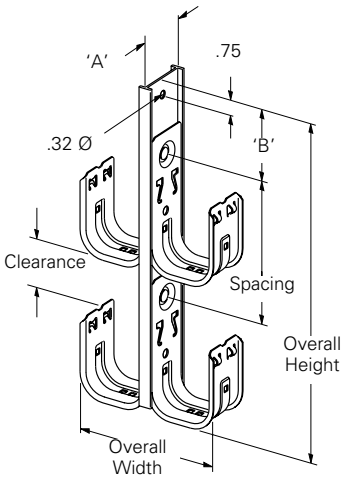

Hook Size In.	'A' In.	'B' In.	Spacing In.	Clearance In.	Overall Height In.	Overall Width In.
1 5/16	1.90	2.50	3.75	1.94	9.25	3.47
2	1.90	2.50	4.75	2.25	10.94	4.85
4	2.38	2.94	9.38	4.50	18.20	9.19

Single-Sided Multi-Tier Cable Fasteners (2 thru 6 Tier)

Hook Size	No. Tiers	'A' In.	'B' In.	Spacing In.	Clearance In.	Overall Height In.	Overall Width In.
1 5/16	2	1.90	2.50	3.75	1.94	11.00	1.96
	3	1.90	2.50	3.75	1.94	14.75	1.96
	4	1.90	2.50	3.75	1.94	18.50	1.96
	5	1.90	2.50	3.75	1.94	22.25	1.96
	6	1.90	2.50	3.75	1.94	26.00	1.96
2	2	1.90	2.50	4.75	2.25	12.75	2.66
	3	1.90	2.50	4.75	2.25	17.50	2.66
	4	1.90	2.50	4.75	2.25	22.25	2.66
	5	1.90	2.50	4.75	2.25	27.00	2.66
	6	1.90	2.50	4.75	2.25	31.75	2.66
4	2	2.38	2.94	8.75	3.19	19.33	4.82
	3	2.38	2.94	8.75	3.19	28.08	4.82

Read safety/installation instruction sheets in packages before use.



The KwikWire™ Hanging System is a flexible indoor replacement for jack chain and all thread rod that will help reduce your hanging time.

- Installs up to 50% faster - can quickly wrap around beams with no drilling required
- Simple height adjustments are made by releasing the clamp's adjustment pin - no tools required
- Aesthetic appeal - blends in with upper structural supports
- Compatible with many fastener, anchor, and hanger products
- Ideal for sloped ceiling applications - will support loads at up to a 60° angle from vertical
- 2 sku's cover a wide range of application requirements





KwikWire Clamps



- KwikWire™ system replaces jack chain or ATR to support lighting, ductwork, cable tray, etc.
- Can be quickly installed around beams - No drilling required.
- Ideal for sloped ceilings - can hang objects at up to 60° angles.
- Simple height adjustments are made by releasing locking tab, no tools required.
- Spools of wire can be cut to length in field, helping reduce waste and up front planning.

UPC/Part Number	Catalog Number	For Use With Wire Rope Diameters	Box Qty.
78205140719	**BKC100**	1/16" & 3/32"	100
78205140723	**BKC200-1**	3/32", 1/8" & 3/16"	50



1. Pass the wire through the KwikWire Clamp.
2. Loop wire through/around support.
3. Pass wire back through KwikWire Clamp.
4. Push wire through clamp leaving 2" to 3" tail, then apply tension on wire.
5. To adjust, remove tension and pull wire slightly to disengage teeth, slide adjustment pin in direction shown by arrow to release wire.

KwikWire Clamp Working Loads*

Clamp Part No.	Wire Rope Dia.	Lbs. Safety Factor 4
BKC100	1/16"	0-75
	3/32"	25-150
BKC200-1	3/32"	25-150
	1/8"	25-250
	3/16"	50-500

** Working loads shown are for hanging vertically. For suspending at 15°, 30°, 45° or 60° angles from vertical use the following percentage of the working loads from the chart: 15° = 96%, 30° = 86%, 45° = 70%, 60° = 50%*

Read safety/installation instruction sheets in packages before use.

KwikWire Hanging System

KwikWire Wire Rope





BKW Series

UPC/Part Number	Catalog Number	Wire Diameter	Working Load - lbs.	Spool Qty.
78205140725	**BKW063** (1)	1/16"	96	500 ft.
78205140727	**BKW094** (1)	3/32"	184	500 ft.
78205140733	**BKW125** (1)	1/8"	340	500 ft.
78205140734	**BKW188** (2)	3/16"	840	250 ft.

(1) Wire rope construction Type 7 x 7
(2) Wire rope construction Type 7 x 19
Uncoated Galvanized Wire



7 x 7



7 x 19

KwikPak Kit



- KwikPak™ includes a supply of kwik-clamps and a spool of wire rope.
- KwikPak are shipped in a specially designed dispenser box to ease field cutting of wire.

UPC/Part Number	Catalog Number	Kit Includes	Box Qty.
78205140749	**BKP10063**	BKC100 (100 pcs.) 1/16"Ø Wire Rope (500 ft.)	1
78205140751	**BKP10094**	BKC100 (100 pcs.) 3/32"Ø Wire Rope (500 ft.)	1
78205140761	**BKP20125**	BKC200-1 (50 pcs.) 1/8"Ø Wire Rope (500 ft.)	1
78205140763	**BKP20188**	BKC200-1 (50 pcs.) 3/16"Ø Wire Rope (500 ft.)	1

KwikWire Hanger

















- KwikWire™ the versatility of a bolt with an adjustable wire rope solution.
- Can be quickly installed in existing anchors or metal brackets with a nut.
- Ideal for supporting light fixtures, wire basket cable tray, HVAC ducts, and sign/banner supports.
- See above for wire rope spools.

UPC/Part Number	Catalog Number	Thread Size	Wire Rope Diameter	Load SF5	Box Qty.
78205158764	**BKF100-4**	1/4"-20	1/16" 3/32"	45 lbs. 90 lbs.	100
78205158765	**BKF100-6**	3/8"-16	1/16" 3/32"	45 lbs. 90 lbs.	100

1. Screw KwikWire Hanger into installed hanger support.
2. Push wire up through the bottom of KwikWire Hanger.
3. Continue pushing through until 1/4" minimum is extending out the side of the KwikWire Hanger.
4. To adjust up - pull or push more wire through KwikWire Hanger.
5. To adjust down - push up on bottom of KwikWire Hanger and allow wire to feed down.
6. When hanging the wire is complete, cut off any excess cable wire if desired.

Read safety/installation instruction sheets in packages before use.

KwikWire Accessories



BKL Series

Loop Termination

- Available as a wire rope with loop termination only or as a ready-to-use kit with a BKC100 clamp.
- Available in lengths of 40", 80", 120", 180", 240", and 360".



BKH Series



BKYH Series

Single & "Y" Style Hook Termination

- Hook designed to accept up to ⅜" diameter wire.
- Available as a wire rope with hook termination only or as a ready-to-use kit with a BKC100 clamp.
- Available in lengths of 40", 80", 120", 180", 240", and 360".
- Available in single, double (Y), and triple (3) leg styles.



BKT Series



BKYT Series

Single & "Y" Style Toggle Termination

- Available as a wire rope with toggle termination only or as a ready-to-use kit with a BKC100 clamp.
- Available in lengths of 40", 80", 120", 180", 240", and 360".
- Available in single, double (Y), and triple (3) leg styles.
- All triple (3) leg styles are non-stock, consult us for lead times.

KwikWire Accessories

KwikWire System Recommendations:

- Do not exceed the safe working load of the products shown in their charts.
- All characteristics of KwikWire™ must be used with wire supplied by Eaton's B-Line Division.
- Do not use for overhead lifting or hoisting.
- Do not use if cable or components are visibly distorted or worn, remove damaged cable end prior to inserting in KwikWire™ Clamp.
- Do not paint cable near working area of KwikWire Clamp connector.
- Do not apply lubricant.
- Keep product clean and free of dirt.
- Do not use on coated wire rope.
- Do not use in chlorinated or caustic atmospheres.
- For use in dry locations.
- Cooper's BKCC tool is recommended for cutting wire rope to prevent fraying.
- For use on vertical applications only.



BKB Series

Bolt Loop Termination

- Ideal for use with ARS, ARC, ADI, ACPW, or ACPD anchors.
- Available as a wire rope with bolt termination only or as a ready-to-use kit with a BKC100 clamp.
- Available in lengths of 40", 80", 120", 180", 240", and 360".
- Available in single, double (Y), and triple (3) styles.
- All double (Y) and triple (3) styles are non-stock, consult Eaton's B-Line series representative for lead times.



BKA Series

Angle Bracket Termination

- Available as a wire rope with angle bracket termination only or as a ready-to-use kit with a BKC100 clamp.
- Available in lengths of 40", 80", 120", 180", 240", and 360".

For additional options, refer to KwikWire Brochure.



BKCP



B601-62



BKCC

UPC/Part Number	Catalog Number	Description	Box Qty.
78205140766	**BKCP**	Air Duct Corner Protector	100
78101156059	**B601-62**	Air Duct Support	50
78205140297	**BKCC** *	Wire Rope Cutter	1

DANGER **Never use cutters on energized circuits, wire, or cable. Doing so could result in death, personal injury or property damage.**

Note: Additional accessories include BE Series (page 79) and BF Series (pages 93, 94 & 96).

* Not for use of cutting 3/16" diameter cable.

Application Photos







Read safety/installation instruction sheets in packages before use.

Accessories





Eaton offers a wide variety of B-Line series fasteners and hanging systems for electrical, mechanical and telecommunications suspension applications, such as light fixtures, sway bracing, wire basket tray, air handling equipment, duct supports, sign or banner supports, bus duct, drop ceilings and more.

Whether you are suspending from a ceiling, beam, lathers channel, strut or purlin, Eaton can meet your need with time-saving solutions.

Pipe Sleeve Fasteners





BD40

- Allows for rigid attachment of pipe sleeves to wall and floor forms for concrete pouring.
- Accommodates Schedule 40, Schedule 80, or 5⁄16" and smaller wall thickness.

UPC/Part Number	Catalog Number	Sleeve Diameter	Wall Thickness	Box Qty.
78101118285	**BD40**	All Dia.	5⁄16" & Under	100
78101118285	**BD40**	2" to 6"	Schedule 40 Pipe	100

Accessory Nuts

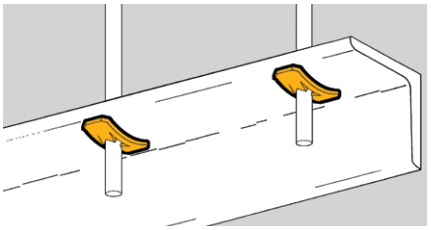



BN-4, BN-6
Push Nuts



BN1
"U" Nuts With
Thread Impression

- Push Nuts designed for use with plain rod.
- "U" Nuts provide ¼"-20 thread impression for unthreaded hole.
- No installation tools required.

UPC/Part Number	Catalog Number	Rod/Wire Size	Static Load Capacity	Box Qty.
78101119120	**BN-4**	¼" Plain Rod	100 lbs. thru 3⁄8" hole	100
78101119125	**BN-6**	3⁄8" Plain Rod	200 lbs. thru ½" hole	100
78101119110	**BN1**	¼" Threaded Rod	50 lbs. on 9⁄32" hole	100

Read safety/installation instruction sheets in packages before use.
These products are designed for positioning only. No load rating.

Reference Wire Fasteners

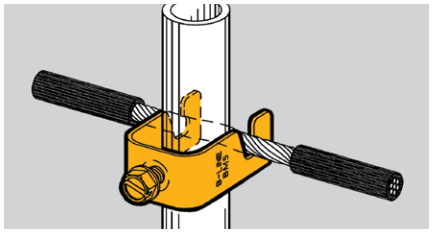



- Attaches signal reference grid wire to computer floor posts.
- Fits #8 thru #4 stranded wire. (.146" O.D. thru .232" O.D.).
- Fits ¾" to 1" round or square posts.

UPC/Part Number	Catalog Number	Description	Box Qty.
78101101659	**BM5**	Single Reference Grid Wire Fastener	100



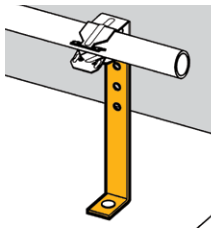



BD2



BD4



BA28B

- Brackets are easily attached with screws or drive pins to wood, concrete or steel structures.
- Brackets are adaptable for use with a wide variety of fasteners, wires, "S" hooks and hangers.

UPC/Part Number	Catalog Number	Description	Box Qty.
78101101686	**BD2**	Flat Bracket	100
78101118280	**BD4**	Offset Bracket	100
78101101449	**BA28B**	Angle Bracket	50

These products are designed for positioning only. No load rating.

Light Fixture Hangers

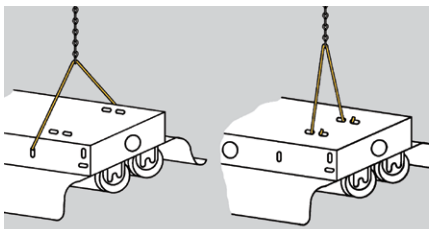



BH15



BH16

- For hanging industrial class fluorescent lighting fixtures.
- Use with Jack Chain and "S" Hooks.
- Static Load Capacity: 29 lbs.
- Finish: Zinc-plated.

UPC/Part Number	Catalog Number	Description	Box Qty.
78101101236	**BH15**	Side Mount Fluorescent Light Fixture Hanger	100
78101101237	**BH16**	Top Mount Fluorescent Light Fixture Hanger	100

Read safety/installation instruction sheets in packages before use.

Jack Chain & "S" Hooks

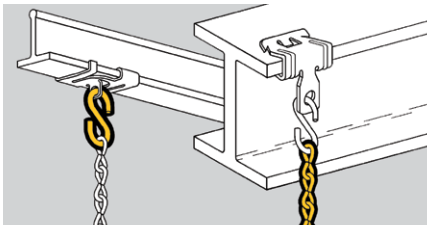



BH10



BH9
BH9-10

- For support of light fixtures and signs.
- Static Load Capacity: 29 lbs.
- Finish: Zinc-plated.

UPC/Part Number	Catalog Number	Description	Box Qty.
78101118850	**BH9**	#12 Single Jack Chain	100 ft.
78101102901	**BH9-10**	#10 Single Jack Chain	100 ft.
78101118855	**BH10**	#11 "S" Hook	50



UPC/Part Number	Catalog Number	Description	Box Qty.
78101101687	**SHHMS ¼ x ½**	¼"-20 x ½" Slotted Hex Head Machine Screw	100



UPC/Part Number	Catalog Number	Description	Box Qty.
78101142103	**MSQN¼**	¼"-20 Machine Square Nut	100



UPC/Part Number	Catalog Number	Description	Box Qty.
78101110675	**BWHS-9**	Sheet Metal Screw #8 x 9/16"	1000

Note: BWHS-9 can be used with all fasteners requiring attachments with sheet metal screws.



UPC/Part Number	Catalog Number	Description	Box Qty.
78101104925	**BWHS-9D**	#8 x ½" Self-Drilling Sheet Metal Screw	1000

Note: BWHS-9D can be used with all fasteners requiring attachment with sheet metal screws except BB2-16, BB2-16D, BB2-24 & BB2-24D.

Read safety/installation instruction sheets in packages before use.



Eaton's B-Line series anchors are designed for use with wood, steel and concrete applications.





Glossary

ARW - 25-100 - SW

Prefix - Description	Screw Dia.	Length	Suffix
ACB - Concrete Anchor Bolt	4 - #4	75 - 3/4"	AN - Acorn Nut
ACPD - Bang-IT™† Anchors	6 - #6	81 - 13/16"	CH - Combo Head
ACPW - Wood-Knocker II™† Anchors	8 - #8	87 - 7/8"	F - Flat
ACS - Concrete Screw	10 - #10	100 - 1"	FL - Flanged
ADA - Drive Anchor	12 - 1/8"	118 - 1-3/18"	H - Hex
ADE - Double Expansion Anchor	18 - 3/16"	125 - 1-1/4"	HN - Hex Nut
ADH - Hollow-Base Drop-IN	25 - 1/4"	150 - 1-1/2"	HS - Hole Saw
ADI - Drop-In	31 - 5/16"	175 - 1-3/4"	K - Kit
ADM - Mini Drop-In	37 - 3/8"	187 - 1-7/8"	M - Mushroom
ADN - Drive Nail	50 - 1/2"	200 - 2"	OH - Oval Head
APC - Conical Anchor	62 - 5/8"	225 - 2-1/4"	PH - Pan Head
APD - Plastic Driller	75 - 3/4"	250 - 2-1/2"	RH - Rod Hanger
APDM - Plastic Driller - Mini	87 - 7/8"	275 - 2-3/4"	RS - Slotted Round Head
APH - Plastic Hollow Wall Anchor		300 - 3"	SS4 - 304 Stainless Steel
APS - Plastic Screw Anchor		325 - 3-1/4"	T - Tool
ARC - Rapid Rod™ Concrete		350 - 3-1/2"	WH - Wire Hanger
ARS - Rapid Rod™ Steel		375 - 3-3/4"	SW - Side Mount
ARW - Rapid Rod™ Wood		400 - 4"	
ASA - Sleeve Anchor		425 - 4-1/4"	
ASE - Single Expansion Anchor		450 - 4-1/2"	
ATB - Toggle Bolt		500 - 5"	
ATM - Self-Tapping Screw Anchor		525 - 5-1/4"	
AWA - Wedge Anchor		550 - 5-1/2"	
AWSD - Seismic Wedge Anchor		600 - 6"	
AWS - Wall Screw		700 - 7"	
AZD - Zinc Driller			
AZDM - Zinc Driller-Mini			
AZDM - Zinc Driller-Mini			

ARW - 25-100 - SW

Rapid Rod Wood — 1/4" x 1" Hanger — Side Mount

Read safety/installation instruction sheets in packages before use.

† All other trademarks are property of their respective owners.

Rapid Rod Hangers



ARS Series



ARS SW Series



ARS HN Series

- Rapid Rod™ one-piece, all steel threaded fastener system for suspending steel threaded rod.
- Suitable for overhead installations such as suspending cable tray, pipe hangers, strut and conduit.
- Side mount (SW) available for side mounting applications.
- Lower in-place cost, when compared to beam clamps, lag bolts and drop-ins.
- Steel rapid rods can be installed with a screw gun or hammer drill.
- UL & FM approved.
- Finish: Zinc-plated carbon steel.

Description	Rod Size	Min. Thick.	Max. Thick.	Load (Mat'l. Thickness)	Load Dir'n.	UL Pipe Size	UL Pipe Thick.	FM Pipe Size	FM Thick.
1/4-20 1" #3	1/4"	0.060	0.250	593 (0.125")	—	—	—	—	—
1/4-20 1"#3/nut	3/8"	0.060	0.250	1172 (0.125")	V	4"	0.125"	4"	12 ga.
1/4-20 x 1½" #5/nut	3/8"	0.060	0.250	1452 (0.188")	V	4"	0.125"	4"	12 ga.
1/4-20 x 1½" #3	3/8"	0.188	0.250	593 (0.125")	V	4"	0.060"	—	—
1/4-20 x 1½" #3/nut	3/8"	0.060	0.250	1172 (0.125")	V	4"	0.060"	—	—
1/4-20 x 2" #3	3/8"	0.060	0.250	593 (0.125")	V	4"	0.125"	—	—
1/4-20 x 1" #3	3/8"	0.060	0.250	642 (0.111")	H	4"	—	—	—
1/4-20 x 1" #3/nut	3/8"	0.060	0.250	702 (0.111")	H	4"	0.060"	4"	16 ga.

Loads shown for ASTM A36 steel beams and steel purlins include a safety factor of 4.

For UL & FM listings, steel rapid rod must be installed with a retaining nut.

‡ Not ICC-ES Certified.

UPC/Part Number	Catalog Number	Rod Size	Shank Size & Length	Box Qty.
Steel Rapid Rod-2 Hanger - Point Style #3 For Purlins				
79903875920	**ARS-25-100-2**	¼"	¼" x 1"	25
79903875928	**ARS-37-200-2**	⅜"	¼" x 2"	25
79903875923	**ARS-37-100HN-2****	⅜"	¼" x 1" w/nuts	25
79903875925	**ARS-37-150-2**	⅜"	¼" x 1½"	25
79903875927	**ARS-37-150HN-2****	⅜"	¼" x 1½" w/nuts	25
Steel Rod Hanger - Side Mount - Point Style #3 For Purlins				
79903875921	**ARS-25-100SW-2**	¼"	¼" x 1" w/nuts	25
79903875924	**ARS-37-100SW-2**	⅜"	¼" x 1" w/nuts	25
Steel Rod Hanger - Point Style #5 For Purlins				
79903875926	**ARS-37-150HDHN-2****	⅜"	#12-24 x 1½" w/nuts	25

** For UL & FM listings, steel rapid rod should be installed with a retaining nut.

UPC/Part Number	Catalog Number	Tool Description	Box Qty.
Tool			
79903877711	**7187S-2**	Steel Socket ½"	1

Read safety/installation instruction sheets in packages before use.

Rapid Rod Hangers Steel

Steel Rapid Rod™ - Data

Point Style	#3	#5
Self-Drilling Range (in.)	0.06" - 0.25"	0.06" - 0.50"
Screw Size (UNC)	¼"-20	¼"-20

- One-piece, all steel threaded fastener system for suspending steel threaded rod.
- Suitable for overhead installations such as suspending cable tray, pipe hangers, strut and conduit.
- Side mount (SW) available for side mounting applications.
- Lower in-place cost, when compared to beam clamps, lag bolts and drop-ins.
- Wood rapid rods can be installed with a screw gun or hammer drill.
- Concrete Rapid Rod hangers can be installed with an adjustable torque, battery powered screw gun or hammer drill.
- UL & FM approved.
- Finish: Zinc-plated carbon steel.

Rapid Rod Hangers - Concrete

Concrete Rapid Rod - Data	**¼"**	**⅜"**	**⅜"**
ANSI Drill Bit (in.)	¼	¼	¼
Length (in.)	1⅝	1⅝	2½
Min. Embedment Depth (in.)	1⅝	1⅝	2½
Load Capacity Tension (lbs.) *	815	815	1050
Load Capacity Shear (lbs.) *	380	525	525

* Based on concrete compression strength of 4000 psi using applied safety factor of 4.0. For additional loading information contact factory.

Rapid Rod Hangers - Wood

Wood Rapid Rod™ - Data	**¼" Thread Forming**	**⅜" Thread Forming**
Pre-Drill Diameter (in.)	⅛	⅛
Point Style	Type 17	Type 17

Wood Rapid Rod - Embedment & Load Data (lbs.)

Rod Size	Embedment Depth	Fir	Pine	Spruce
¼"	1"	170	160	160
⅜"	2"	375	375	375
½"	2½"	665	775	775

Minimum load ratings are based on a safety factor of 4. UL approved load capacity for ⅜" rod sizes and ¼" screw size is 260 lbs., maximum 3" pipe. UL approved load capacity for ⅜" rod sizes and ⅜" screw size is 375 lbs., maximum 4" pipe. FM approval only applies to ⅜" x 2½" screw size. Approved for 365 lbs., up to 4" pipe.

‡ Not ICC-ES Certified.

Read safety/installation instruction sheets in packages before use.

Rapid Rod Hangers



ARC Series



ARW Series

UPC/Part Number	Catalog Number	Tool Description	Box Qty.
Tools			
79903875900	**7187-2**	Wood Socket	1
79903875901	**7195-2**	¼" Concrete Socket	1
79903875902	**7197-2**	⅜" Concrete Socket	1
78205153360	**5874**	Concrete Tapper Sleeve Assy.	1
78205153361	**5866**	¼" X 6" Hex Shank SDS Drill Bit	1

UPC/Part Number	Catalog Number	Rod Size	Shank Size & Length	Box Qty.
Concrete Rod Hanger				
79903875917	**ARC-25-125-2**	¼"	¼" x 1⅝"	25
79903875918	**ARC-37-150-2**	⅜"	¼" x 1⅝"	25
79903875919	**ARC-50-275-2**	½"	½" x 2½"	50
For side mount concrete applications use ARW-25-100SW or ARW-37-200SW with 3⁄16" drill bit.				
Wood Rod Hanger - Point Style Type 17				
79903875930	**ARW-25-200-2**	¼"	¼" x 2"	25
79903875931	**ARW-37-100-2**	⅜"	¼" x 1"	25
79903875933	**ARW-37-200-2**	⅜"	¼" x 2"	25
79903875935	**ARW-37-250-2**	⅜"	5⁄16" x 2½"	25
79903875936	**ARW-50-250-2**	½"	5⁄16" x 2½"	25
Wood Rod Hanger - Side Mount - Point Style Type 17				
79903875929	**ARW-25-100SW-2**	¼"	¼" x 1"	25
79903875934	**ARW-37-200SW-2**	⅜"	¼" x 2"	25
79903875932	**ARW-37-100SW-2**	⅜"	¼" x 1"	25

Drop-in Anchors‡



Smooth Wall



Flanged



Setting Tool

- Designed for use in solid concrete.
- Can be used for overhead applications such as suspending cable tray, strut, pipe supports and lighting.
- Flanged (lipped) version installs flush for easy inspection and standardizes rod heights.
- Smooth wall drop-in can be installed flush mounted or below the base material surface.
- UL & FM approved.
- Finish: Zinc-plated or stainless steel.

‡ Not ICC-ES certified

Drop-In Anchors - Data	¼"	⅜"	½"	⅝"	¾"
ANSI Drill Bit Size (in.)	⅜	½	⅝	⅞	1
Max. Tightening Torque (ft-lbs)	5	10	20	40	80
Thread Size (UNC)	¼"-20	⅜"-16	½"-13	⅝"-11	¾"-10
Min. Embedment Depth (in.)	1	1 9⁄16	2	2½	3 3⁄16
Load Capacity Tension (lbs) *	390	715	1050	1860	2350
Load Capacity Shear (lbs) *	640	1190	1875	3095	3920

* Based on concrete compression strength of 4000 psi using applied safety factor of 4.0. For additional loading information contact factory.

UPC/Part Number	Catalog Number	Rod Size	Pin Length	Box Qty.
Setting Tools				
78101103229	**6305**	¼"	39⁄64"	1
78101103231	**6307**	⅜"	61⁄64"	1
78101103232	**6309**	½"	1 3⁄16"	1
78101103233	**6311**	⅝"	1 5⁄15"	1
78101103234	**6313**	¾"	1 61⁄64"	1

UPC/Part Number	Catalog Number	Rod Size	Anchor Length	Thread Depth	Box Qty.
Drop-In Anchor - Smooth Wall - Steel					
78101103218	**ADI-25**	¼"	1"	7⁄16"	100
78101103219	**ADI-37**	⅜"	1 9⁄16"	⅝"	50
78101103220	**ADI-50**	½"	2"	13⁄16"	50
78101103221	**ADI-62**	⅝"	2½"	1 13⁄16"	25
78101103222	**ADI-75**	¾"	3 3⁄16"	1⅜"	10
Drop-In Anchor - Smooth Wall - Stainless Steel					
78101103223	**ADI-25SS4**	¼"	1"	7⁄16"	100
78101103224	**ADI-37SS4**	⅜"	1 9⁄16"	⅝"	50
78101103226	**ADI-50SS4**	½"	2"	13⁄16"	50
78101103227	**ADI-62SS4**	⅝"	2½"	1 13⁄16"	25
78101103228	**ADI-75SS4**	¾"	3 3⁄16"	1⅜"	10
Drop-In Hanger - Flanged - Steel					
78205153297	**ADI-25FL**	¼"	1"	7⁄16"	100
78205153298	**ADI-37FL**	⅜"	1 9⁄16"	⅝"	50
78205153299	**ADI-50FL**	½"	2"	13⁄16"	50

Read safety/installation instruction sheets in packages before use.

Mini Drop-in Anchors‡



Anchor



Setting Tool

- Carbon steel machine bolt anchor for use in shallow embedment applications.
- Can be used in solid concrete and precast hollow core plank, in addition to post-tensioned concrete slabs and concrete pours over metal deck.
- Can be used for overhead applications such as suspending cable tray, strut, pipe supports and lighting.
- Flanged (lipped) version installs flush for easy inspection and standardizes rod heights.
- Setting tool scores flange when set to verify proper expansion
- Finish: Zinc-plated.
- FM approved.

Mini Drop-In Anchors - Data	¼"	⅜"	½"
ANSI Drill Bit Size (in.)	⅜	½	⅝
Max. Tightening Torque (ft-lbs)	3	5	10
Thread Size (UNC)	¼"-20	⅜"-16	½"-13
Min. Embedment Depth (in.)	⅝	¾	1
Load Capacity Tension (lbs) *	285	530	840
Load Capacity Shear (lbs) *	415	1055	1220

* Based on concrete compression strength of 4000 psi using applied safety factor of 4.0. For additional loading information contact factory.

UPC/Part Number	Catalog Number	Rod Size	Thread Depth	Box Qty.
Mini Drop-In Anchor - Steel				
78205153300	**ADM-25**	¼"	⅜"	100
78205153302	**ADM-37**	⅜"	13⁄32"	50
78205153302	**ADM-50**	½"	⅝"	50
Setting Tools				
78205153301	**6336**	¼"	–	1
78205153303	**6323**	⅜"	–	1
78205153305	**6338**	½"	–	1

‡ Not ICC-ES certified

Plastic Conical Anchors‡





- Designed for use with lightweight fixtures.
- Recommended for use in concrete, block and brick.
- Recommended for light duty static applications where holding power is not critical.
- Not recommended for overhead use.
- Kit includes 100 anchors, 100 screws and one drill bit.
- Made of engineered plastic.

Plastic Conical Anchor - Data	#8		#10 - #12	
	Tension (lbs.)	Shear (lbs.)	Tension (lbs.)	Shear (lbs.)
Nominal Weight Concrete *	85	70	140	90
Hollow Concrete Masonry **	60	45	70	55
Clay Brick Masonry ***	30	50	55	65
Minimum Embedment Depth	⅞"	⅞"	1"	1"

* Based on concrete compression strength of 4000 psi.
** Based on hollow concrete masonry with minimum compression strength of 1500 psi.
*** Based on clay brick masonry with minimum compression strength of 1500 psi.
Loads contain an applied safety factor of 4.0. For additional loading information contact factory.

UPC/Part Number	Catalog Number	Screw Size	Box Qty.
Plastic Conical Anchor			
78205153307	**APC-8K**	#8 x 1"	100
78205153308	**APC-10K**	#10 x 1"	100
78205153309	**APC-12K**	#12 x 1"	100

‡ Not ICC-ES certified

Read safety/installation instruction sheets in packages before use.

Hollow Base Drop-in Anchors‡



Anchor



Setting Tool

- For use in hollow base materials such as hollow concrete block, brick with weep holes, and precast hollow core plank.
- Can also be used in solid base materials.
- Smooth wall drop-in can be installed flush mounted or below the base material surface.
- Finish: Zinc-plated.

Hollow Base Drop-In - Data	¼"	⅜"	½"
ANSI Drill Bit Size (in.)	⅜	⅝	¾
Max. Tightening Torque (ft-lbs)	5	10	20
Thread Size (UNC)	¼"-20	⅜"-16	½"-13
Thread Length In Cone (in.)	⅜	⅝	¾
Min. Embedment Depth (in.)	¾	1	1½
Load Capacity Tension (lbs) *	230	415	805
Load Capacity Shear (lbs) *	240	510	805

* Based on concrete compression strength of 4000 psi using applied safety factor of 4.0. For additional loading information contact factory.

UPC/Part Number	Catalog Number	Rod Size	Overall Length	Sleeve Length	Box Qty.
Hollow Base Drop-In					
78205153291	**ADH-25**	¼"	⅞"	⅝"	100
78205153293	**ADH-37**	⅜"	1 5⁄16"	1 5⁄16"	50
78205153294	**ADH-50**	½"	1¾"	1¼"	50
Setting Tools					
78205153292	**9323**	¼"	–	–	1
78205153294	**9343**	⅜"	–	–	1
78205153296	**9353**	½"	–	–	1

‡ Not ICC-ES certified

Concrete Screw Bolts



- For use in racking, shelving, material handling, structural anchorage, masonry and food & beverage facilities.
- One piece heavy-duty anchor with a finished hex-head.
- Fast installation and immediate loading reduces downtime.
- ICC-ES Listed, ESR-3889, qualified for static, seismic and wind loading in concrete.
- ICC-ES Listed, ESR-4042, qualified for static, wind and seismic loading in grouted masonry.

Concrete Screw Bolts - Data	¼"	⅜"
Drill Bit Size (in.)	¼	⅜
Min. Embedment Depth (in.)	1	1½
Load Capacity Tension (lbs) *	385	835
Load Capacity Shear (lbs) *	480	1125

* Based on concrete compression strength of 4000 psi in uncracked concrete using applied safety factor of 4.0. For additional loading information contact factory. For ultimate strength design data in cracked and uncracked concrete, see ICC-ES ESR-3889.

UPC/Part Number	Catalog Number	Anchor Size	Box Qty.
Screw Type Anchor - Steel			
79903875903	**ACB-25-175-2**	¼" x 1¾"	25
79903875904	**ACB-25-225-2**	¼" x 2¼"	25
79903875905	**ACB-25-300-2**	¼" x 3"	25
79903875906	**ACB-37-175-2**	⅜" x 1¾"	25
79903875907	**ACB-37-250-2**	⅜" x 2½"	25
79903875908	**ACB-37-300-2**	⅜" x 3"	25
79903875909	**ACB-37-400-2**	⅜" x 4"	25

Read safety/installation instruction sheets in packages before use.

Concrete Screws



Straight Shank Drill Bit



SDS Hex Drill Bit



Hex Head

Hex Head - Data	3/16"	1/4"
ANSI Drill Bit Size (in.)	5/32	3/16
Fixture Clearance Hole (in.)	1/4	5/16
Head Height (in.)	7/64	9/64
Head Width (in.)	1/4	5/16
Washer O.D. (in.)	11/32	13/32
Washer Thickness (in.)	1/32	1/32
Hex Driver (in.)	1/4	5/16



Flat Head

Flat Head - Data	3/16"	1/4"
ANSI Drill Bit Size (in.)	5/32	3/16
Fixture Clearance Hole (in.)	1/4	5/16
Phillips Head O.D. (in.)	3/8	1/2
Phillips Head Height (in.)	9/64	3/16
Phillips Bit Size	2	3

Embedment Depth	Nominal Anchor Dia. / Loading* 3/16" Tension	3/16" Shear	1/4" Tension	1/4" Shear
1 3/4"	360	240	555	375

* Based on concrete compression strength of 4000 psi using applied safety factor of 4.0. For additional loading information contact factory.

– ICC-ES Listed, ESR 3068, qualified for static, wind and loading in concrete.

– ICC-ES Listed, ESR 1678, qualified for static, wind and seismic loading in grouted concrete.

– ICC-ES Listed, ESR 3213, qualified for use in chemically treated wood.

– ICC-ES Listed, ESR 3042, qualified for use in wood.

- Light to medium duty anchor for use in concrete, masonry block and brick base materials.
- Concrete screws are engineered with matched tolerance bits and installation tools to optimize performance.
- High low thread design for greater stability and grip.
- No hole spotting required.
- One drill bit is packaged in each box of concrete screws.
- Blue fluorocarbon coating for corrosion resistance.

UPC/Part Number	Catalog Number	Size	Box Qty.
Hex Head Concrete Screws			
78101103342	**ACS-18-125H***	3/16" x 1 1/4"	100
78101103343	**ACS-18-175H***	3/16" x 1 3/4"	100
78101103344	**ACS-18-225H**	3/16" x 2 1/4"	100
78101103346	**ACS-18-275H**	3/16" x 2 3/4"	100
78101103347	**ACS-18-325H**	3/16" x 3 1/4"	100
78101103348	**ACS-18-375H**	3/16" x 3 3/4"	100
78101103349	**ACS-18-400H**	3/16" x 4"	100
78101103342	**ACS-25-125H***	1/4" x 1 1/4"	100
78101103343	**ACS-25-175H***	1/4" x 1 3/4"	100
78101103344	**ACS-25-225H**	1/4" x 2 1/4"	100
78101103346	**ACS-25-275H**	1/4" x 2 3/4"	100
78101103347	**ACS-25-325H**	1/4" x 3 1/4"	100
78101103348	**ACS-25-375H**	1/4" x 3 3/4"	100
78101103349	**ACS-25-400H**	1/4" x 4"	100
Flat Head Concrete Screws			
78205153259	**ACS-18-125F***	3/16" x 1 1/4"	100
78205153260	**ACS-18-175F***	3/16" x 1 3/4"	100
78205153261	**ACS-18-225F**	3/16" x 2 1/4"	100
78205153262	**ACS-18-275F**	3/16" x 2 3/4"	100
78205153263	**ACS-25-125F***	1/4" x 1 1/4"	100
78205153264	**ACS-25-175F***	1/4" x 1 3/4"	100
78205153265	**ACS-25-225F**	1/4" x 2 1/4"	100
78205153266	**ACS-25-275F**	1/4" x 2 3/4"	100

* Not ICC-ES listed

UPC/Part Number	Catalog Number	Bit Size	Usable Length	Box Qty.
Straight Shank Drill Bits				
78205153267	**2782SD**	5/32" x 4 1/2"	3"	1
78205153269	**2786SD**	3/16" x 4 1/2"	3"	1
SDS Hex Drill Bits				
78205153268	**2793**	5/32" x 5"	3"	1
78205153270	**2796**	3/16" x 5"	3"	1

UPC/Part Number	Catalog Number	Description	Box Qty.
Setting Tool			
78101103453	**2791**	Concrete Screw Tool Kit	100

Read safety/installation instruction sheets in packages before use.

Wedge Expansion Anchors



- Heavy and medium duty all purpose anchor.
- For use in solid concrete and grout filled block.
- Anchors can be installed through the fixture, no need for hole spotting.
- Wire hanger hole size 9/32" diameter, head height 3/4".
- UL & FM approved.
- Finish: Zinc-plated carbon steel or Type 304 stainless steel.

Wedge Expansion Anchor - Data	1/4"	3/8"	1/2"	5/8"
ANSI Drill Bit Size (in.)	1/4	3/8	1/2	5/8
Fixture Clearance Hole (in.)	5/16	7/16	9/16	11/16
Thread Size (UNC)	1/4"-20	3/8"-16	1/2"-13	5/8"-11
Washer O.D. (in.)	5/8	13/16	1 1/16	1 3/4
Wrench Size	7/16	9/16	3/4	15/16
Max. Tightening Torque (ft-lbs)	8	28	60	90
Min. Embedment Depth (in.)	1 1/8	1 5/8	2 1/4	2 3/4
Load Capacity Tension (lbs) *	415	775	1200	1570
Load Capacity Shear (lbs) *	325	635	1050	1705

Wire Hanger Wedge Anchor - Data	1/4"
ANSI Drill Bit Size (in.)	1/4
Min. Embedment Depth (in.)	1 1/8
Head Height (in.)	3/4
Load Capacity Tension (lbs) *	360
Load Capacity Shear (lbs) *	405

UPC/Part Number	Catalog Number	Size	Hole Size	Box Qty.
Wire Hanger				
101103106	**AWA-25-200WH**	1/4" x 2"	9/32"	100

* Based on concrete compression strength of 4000 psi using applied safety factor of 4.0. For additional loading information contact factory.

– Carbon steel anchors ICC Listed, ESR 2818, qualified for seismic and wind loading in concrete.

– Carbon steel anchors ICC Listed, ESR 2966, qualified for wind and seismic loading in grouted masonry.

– Stainless steel anchors ICC Listed, ESR 2502, qualified for seismic and wind loading in concrete.

UPC/Part Number	Catalog Number	Size	Thread Length	Box Qty.
Wedge Anchor				
78101103068	**AWA-25-175**	1/4" x 1 3/4"	3/4"	100
78101103069	**AWA-25-225**	1/4" x 2 1/4"	1 1/4"	100
78101103070	**AWA-25-325**	1/4" x 3 1/4"	2 1/4"	100
78101103071	**AWA-37-225**	3/8" x 2 1/4"	1 1/4"	50
78101103072	**AWA-37-275**	3/8" x 2 3/4"	1 5/8"	50
78101103073	**AWA-37-300**	3/8" x 3"	1 7/8"	50
78205153364	**AWA-37-350**	3/8" x 3 1/2"	2 3/8"	50
78101103074	**AWA-37-375**	3/8" x 3 3/4"	2 5/8"	50
78101103075	**AWA-37-500**	3/8" x 5"	3 7/8"	50
78205153366	**AWA-50-275**	1/2" x 2 3/4"	1 3/8"	50
78101103077	**AWA-50-375**	1/2" x 3 3/4"	2 3/8"	50
78205145636	**AWA-50-450**	1/2" x 4 1/2"	3 1/8"	50
78101103079	**AWA-50-550**	1/2" x 5 1/2"	4 1/8"	50
78101103080	**AWA-50-700**	1/2" x 7"	5 5/8"	25
78101103081	**AWA-62-350**	5/8" x 3 1/2"	2"	25
78101103082	**AWA-62-450**	5/8" x 4 1/2"	3"	25
78101103083	**AWA-62-500**	5/8" x 5"	3 1/2"	25
78101103084	**AWA-62-600**	5/8" x 6"	4 1/2"	25
78101103085	**AWA-62-700**	5/8" x 7"	5 1/2"	25
Wedge Anchor - Stainless Steel				
78101103146	**AWA-25-175SS4**	1/4" x 1 3/4"	3/4"	100
78101103147	**AWA-25-225SS4**	1/4" x 2 1/4"	1 1/4"	100
78101103148	**AWA-25-325SS4**	1/4" x 3 1/4"	2 1/4"	100
78101103149	**AWA-37-225SS4**	3/8" x 2 1/4"	1 1/4"	50
78101103150	**AWA-37-275SS4**	3/8" x 2 3/4"	1 5/8"	50
7810110151	**AWA-37-300SS4**	3/8" x 3"	1 7/8"	50
78205153365	**AWA-37-350SS4**	3/8" x 3 1/2"	2 3/8"	50
78101103152	**AWA-37-375SS4**	3/8" x 3 3/4"	2 5/8"	50
78101103153	**AWA-37-500SS4**	3/8" x 5"	3 7/8"	50
78101103154	**AWA-50-275SS4**	1/2" x 2 3/4"	1 3/8"	50
78101103155	**AWA-50-375SS4**	1/2" x 3 3/4"	2 3/8"	50
78205153367	**AWA-50-450SS4**	1/2" x 4 1/2"	3 1/8"	50
78101103157	**AWA-50-550SS4**	1/2" x 5 1/2"	4 1/8"	50
78205153368	**AWA-50-700SS4**	1/2" x 7"	5 5/8"	25
78205153369	**AWA-62-350SS4**	5/8" x 3 1/2"	2"	25
78205153370	**AWA-62-450SS4**	5/8" x 4 1/2"	3"	25
78205153779	**AWA-62-500SS4**	5/8" x 5"	3 1/2"	25
78205153371	**AWA-62-600SS4**	5/8" x 6"	4 1/2"	25
78205143044	**AWA-62-700SS4**	5/8" x 7"	5 1/2"	25

Read safety/installation instruction sheets in packages before use.

Power Stud+®† SD2 Seismic Wedge Anchors



Seismic Wedge Anchor - Data	⅜"	½"	⅝"	¾"
ANSI Drill Bit Size (in.)	⅜	½	⅝	¾
Fixture Clearance Hole (in.)	7⁄16	9⁄16	11⁄16	13⁄16
Minimum Hole Depth (in.)	2⅝	2¾	4¼	5
Minimum Concrete Thickness (in.)	4	4½	5¾	7
Max. Tightening Torque (ft-lbs)	20	40	60	110
Min. Embedment Depth (in.)	2⅜	2½	3⅞	4½
Loading Capacity Tension (lbs.)*	1175	1410	2925	3625
Loading Capacity Shear (lbs.)*	1445	1520	3810	5855

For loading information, ICC-ES certified see ICC-ES ESR-2502.
* Based on cracked concrete with a compressive strength of 4000 psi. These loads were converted from Factored Design Strengths assuming 50% dead load and 50% live load, and a controlling load combination 1.2D + 1.6L.

† All other trademarks are property of their respective owners.

- Fully threaded, torque-controlled, wedge anchor which is designed for consistent performance in cracked and uncracked concrete.
- For use in concrete, structural sand lightweight concrete, and concrete over metal deck.
- Nominal drill bit size is the same as the anchor diameter.
- ICC-ES listed, ESR-2502, Category 1
- Zinc-plated carbon steel body with stainless steel expansion clip from premium performance.
- Qualified for seismic and wind loading.

Seismic Wedge Anchors

UPC/Part Number	Catalog Number	Size	Thread Length	Box Qty.
Seismic Wedge Anchor				
78205153398	**AWSD-37-300**	⅜" X 3"	1¾"	50
78205153399	**AWSD-37-350**	⅜" X 3½"	2¼"	50
78205153400	**AWSD-37-375**	⅜" X 3¾"	2½"	50
78205153401	**AWSD-37-500**	⅜" X 5"	3¾"	50
78205153402	**AWSD-50-375**	½" X 3¾"	2⅛"	50
78205153403	**AWSD-50-450**	½" X 4½"	2⅞"	50
78205153404	**AWSD-50-550**	½" X 5½"	3⅞"	50
78205153405	**AWSD-50-700**	½" X 7"	5⅜"	50
78205153406	**AWSD-62-475**	⅝" X 4¾"	2⅞"	25
78205153407	**AWSD-62-500**	⅝" X 5"	3⅛"	25
78205153408	**AWSD-62-600**	⅝" X 6"	4⅛"	25
78205153409	**AWSD-62-700**	⅝" X 7"	5⅛"	25
78205153410	**AWSD-75-550**	¾" X 5½"	3¼"	20
78205153411	**AWSD-75-625**	¾" X 6¼"	4"	20
78205153425	**AWSD-75-700**	¾" X 7"	4¾"	20

Read safety/installation instruction sheets in packages before use.

Drive Anchor



Mushroom Head - Data	3⁄16"	1⁄4"
ANSI Drill Bit Size (in.)	3⁄16	1⁄4
Fixture Clearance Hole (in.)	1⁄4	5⁄16
Head Height (in.)	7⁄64	7⁄64
Head Size O.D. (in.)	7⁄16	1⁄2
Min. Embedment Depth (in.)	7⁄8	1
Load Capacity Tension (lbs.) *	165	210
Load Capacity Shear (lbs.) *	330	465



Rod Hanger - Data	1⁄4"	3⁄8"
ANSI Drill Bit Size (in.)	3⁄16	1⁄4
UNC Thread Size	1⁄4"-20	3⁄8"-16
Head Height (in.)	1⁄2	5⁄8
Head Size O.D. (in.)	13⁄32	35⁄64
Min. Embedment Depth (in.)	1 1⁄4	1 3⁄4
Load Capacity Tension (lbs.) *	315	500
Load Capacity Shear (lbs.) *	245	525



Wire Hanger - Data	3⁄16"	1⁄4"
ANSI Drill Bit Size (in.)	3⁄16	1⁄4
Tie-Wire Hole (in.)	3⁄16	9⁄32
Head Height (in.)	37⁄64	41⁄64
Head Width (in.)	9⁄64 x 7⁄16	3⁄16 x 9⁄16
Min. Embedment Depth (in.)	1 1⁄8	1 1⁄8
Load Capacity Tension (lbs.)*	265	290
Load Capacity Shear (lbs.)*	240	330

* Based on concrete compression strength of 4000 psi using applied safety factor of 4.0. For additional loading information contact factory.

Read safety/installation instruction sheets in packages before use.

- One-piece, tamper-proof vibration resistant anchor for use in concrete.
- Anchor is formed with an 'S' shaped configuration at the working end of the anchor to create an expansion mechanism.
- Anchor is pre-expanded so no secondary tightening operation is required.
- FM approved. (pipe hanger version)
- Finish: Zinc-plated carbon steel.

UPC/Part Number	Catalog Number	Size	Box Qty.
Mushroom Head			
78205153271	**ADA-18-100**	3⁄16" x 1"	100
78205153272	**ADA-18-125**	3⁄16" x 1 1⁄4"	100
78205153273	**ADA-18-150**	3⁄16" x 1 1⁄2"	100
78205153274	**ADA-18-200**	3⁄16" x 2"	100
78205153275	**ADA-18-250**	3⁄16" x 2 1⁄2"	100
78205153276	**ADA-18-300**	3⁄16" x 3"	100
78205153278	**ADA-25-100**	1⁄4" x 1"	100
78205153279	**ADA-25-125**	1⁄4" x 1 1⁄4"	100
78205153280	**ADA-25-150**	1⁄4" x 1 1⁄2"	100
78205153281	**ADA-25-200**	1⁄4" x 2"	100
78205153282	**ADA-25-250**	1⁄4" x 2 1⁄2"	100
78205153283	**ADA-25-300**	1⁄4" x 3"	100

UPC/Part Number	Catalog Number	Head Size	Box Qty.
Rod Hanger			
78205153284	**ADA-25RH**	1⁄4"	100
78205153286	**ADA-37RH**	3⁄8"	100
Wire Hanger			
78205153277	**ADA-18WH**	3⁄16"	100
78205153285	**ADA-25WH**	1⁄4"	100

‡ Not ICC-ES certified

Sleeve Type Expansion Anchors



Hex Nut (HN) Style



Acorn Nut (AN) Style



Slotted Round Head (RS) Style

- For use in concrete and masonry substrates.
- Suitable for solid and hollow core materials.
- Fits standard fixture holes - no need to undersize anchors for proper fit.
- Sleeve has 360° contact area and reduces concrete stress.
- UL & FM approved.
- Finish: Zinc-plated steel or Type 304 stainless steel.

Sleeve Type Expansion - Data	¼"	⅜"	½"	⅝"	¾"
ANSI Drill Bit Size (in.)	¼	⅜	½	⅝	¾
Fixture Clearance Hole (in.)	5⁄16	7⁄16	9⁄16	11⁄16	15⁄16
Plow Bolt Size (UNC)	#10-24	5⁄16"-18	⅜"-16	½"-13	⅝"-11
Min. Embedment Depth (in.)	½	1¼	1½	2	2¼
Load Capacity Tension (lbs) *	65	540	645	1405	1455
Load Capacity Shear (lbs) *	250	1030	1215	1215	2760

* Based on concrete compression strength of 4000 psi using applied safety factor of 4.0. For additional loading contact factory.



Rod Hanger (RH) Style



Wire Hanger (WH) Style

Sleeve Type Expansion - Data	Hanger Rod			Wire Hanger
	¼"	⅜"	½"	5⁄16"
ANSI Drill Bit Size (in.)	¼	⅜	½	5⁄16
Fixture Clearance Hole (in.)	NA	NA	NA	¼
Plow Bolt Size (UNC)	#10-24	5⁄16"-18	⅜"-16	¼"-20
Coupling Height (in.)	⅞	1	1¼	NA
Min. Embedment Depth (in.)	½	1¼	1½	1
Load Capacity Tension (lbs) *	65	540	645	350
Load Capacity Shear (lbs) *	250	1030	1215	590

* Based on concrete compression strength of 4000 psi using applied safety factor of 4.0. For additional loading go to www.eaton.com.

For loading information, see ICC-ES ESR-2502.

UPC/Part Number	Catalog Number	Size	Thread Length	Box Qty.
Hex Nut Style				
78101102995	**ASA-37-187HN**	⅜" x 1⅞"	1⅝"	50
78101102996	**ASA-37-300HN**	⅜" x 3"	1⅝"	50
78205153400	**ASA-37-400HN**	⅜" x 4"	1⅝"	50
78101102997	**ASA-50-225HN**	½" x 2½"	2⅛"	25
78101102998	**ASA-50-300HN**	½" x 3"	2¼"	25
78101102999	**ASA-50-400HN**	½" x 3¾"	2¼"	25
78205153351	**ASA-50-525HN**	½" x 5¼"	2¼"	25
78101103002	**ASA-50-600HN**	½" x 6"	2¼"	10
78101103003	**ASA-62-225HN**	⅝" x 2½"	2⅛"	25
78101103004	**ASA-62-300HN**	⅝" x 3"	2¾"	25
78101103005	**ASA-62-425HN**	⅝" x 4¼"	2¾"	10
78101103006	**ASA-62-600HN**	⅝" x 5¾"	2¾"	10
78101103007	**ASA-75-250HN**	¾" x 2¾"	2⅛"	10
78101103008	**ASA-75-425HN**	¾" x 4¼"	3⅜"	10
78101103009	**ASA-75-625HN**	¾" x 6¼"	3⅜"	10
Hex Nut Style - Stainless Steel				
78205153343	**ASA-37-187HNSS4**	⅜" x 1⅞"	1⅝"	50
78205153345	**ASA-37-300HNSS4**	⅜" x 3"	1⅝"	50
78205153347	**ASA-50-225HNSS4**	½" x 2½"	2⅛"	25
78205153349	**ASA-50-300HNSS4**	½" x 3"	2¼"	25
78205153350	**ASA-50-400HNSS4**	½" x 3¾"	2¼"	25
78205153352	**ASA-62-425HNSS4**	⅝" x 4¼"	2¾"	10
Acorn Nut Style				
78205153341	**ASA-25-62AN**	¼" x ⅝"	½"	100
78101102991	**ASA-25-137AN**	¼" x 1⅜"	1⅛"	100
78101102992	**ASA-25-225AN**	¼" x 2¼"	1⅛"	100
Slotted Round Head Style				
78205153338	**ASA-25-112RS**	¼" x 1⅜"	1"	100
78205153340	**ASA-25-200RS**	¼" x 2¼"	1⅛"	100

UPC/Part Number	Catalog Number	Size	Drill Diameter	Box Qty.
Rod Hanger				
78205153339	**ASA-25-150RH**	¼" x 1½"	5⁄16"	50
78205153344	**ASA-37-187RH**	⅜" x 1⅞"	⅜"	50
78205153348	**ASA-50-225RH**	½" x 2¼"	½"	25
Wire Hanger				
78205153342	**ASA-31-150WH**	5⁄16" x 2⅜"	5⁄16"	100

Read safety/installation instruction sheets in packages before use.

Double Expansion Anchors‡



- For use in concrete, block, brick or stone.
- Double expansion anchor is particularly suited for base materials of questionable strength (job site tests are recommended).
- Internally threaded anchor for easy removability and service work.
- Material: Zamac alloy.

Double Expansion - Data	¼"	⅜"	½"	⅝"
ANSI Drill Bit Size (in.)	½	¾	⅞	1
Max. Tightening Torque (ft-lbs)	5	10	20	30
Thread Size (UNC)	¼"-20	⅜"-16	½"-13	⅝"-11
Thread Length In Cone (in.)	½	⅝	¾	⅞
Min. Embedment Depth (in.)	1¼	1¾	2¼	2½
Load Capacity Tension (lbs) *	225	500	890	1540
Load Capacity Shear (lbs) *	285	750	1080	2570

* Based on concrete compression strength of 4000 psi using applied safety factor of 4.0. For additional loading information contact factory.

UPC/Part Number	Catalog Number	Rod Size	Anchor Length	Box Qty.
Double Expansion Anchor				
78101103251	**ADE-25**	¼"	1⅜"	50
78101103253	**ADE-37**	⅜"	2"	50
78101103254	**ADE-50**	½"	2½"	25
78101103256	**ADE-62**	⅝"	2¾"	25

‡ Not ICC-ES listed

Single Expansion Anchors‡



- For use in concrete, block, brick or stone.
- Recommended for floor and wall attachments.
- Not recommended for overhead applications.
- Internally threaded anchor for easy removability and service work.
- Material: Zamac alloy.

Single Expansion - Data	¼"	⅜"	½"	⅝"
ANSI Drill Bit Size (in.)	½	¾	⅞	1
Max. Tightening Torque (ft-lbs)	5	10	20	30
Thread Size (UNC)	¼"-20	⅜"-16	½"-13	⅝"-11
Thread Length In Cone (in.)	5⁄16	5⁄16	7⁄16	⅝
Min. Embedment Depth (in.)	1⅜	1⅝	2½	2¾
Load Capacity Tension (lbs) *	100	510	610	925
Load Capacity Shear (lbs) *	140	805	1000	1710

* Based on concrete compression strength of 4000 psi using applied safety factor of 4.0. For additional loading information contact factory.

UPC/Part Number	Catalog Number	Rod Size	Anchor Length	Box Qty.
Single Expansion Anchor				
78101103245	**ASE-25**	¼"	1 5⁄16"	50
78101103247	**ASE-37**	⅜"	1½"	50
78101103248	**ASE-50**	½"	2 1⁄16"	25
78101103249	**ASE-62**	⅝"	2⅝"	25

‡ Not ICC-ES listed

Read safety/installation instruction sheets in packages before use.

Wood-Knocker II† Anchors



- Wood-Knocker II concrete inserts are installed onto wooden forms used to support newly poured concrete floor slabs, roof slabs or walls.
- When the forms are stripped, the color-coded flange is visibly embedded in the concrete surface.
- The unique, six sided impact plate offers resistance to rotation within the concrete as threaded rod is being installed.
- Suitable for overhead installations such as suspending cable tray, pipe hangers, strut and conduit.
- Color coded by size for all trades.
- UL and FM approved.

Wood-Knocker-II - Data	¼"	⅜"	½"	⅝"	¾"
Insert Thread Length (in.)	⅜	⅝	11⁄16	15⁄16	1⅛
Plastic Flange Diameter (in.)	1⅜	1⅜	1⅜	1⅝	1⅝
Thread Size (UNC)	¼"-20	⅜"-16	½"-13	⅝"-11	¾"-10
Overall Length (in.)	1⅞	1⅞	1⅞	1⅞	1⅞
Min. Insert Spacing (in.)	9	9	9	12	12
Min. End Distance (in.)	6	6	6	9	9
Load Capacity Tension (lbs) *	1240	1605	1605	1550	1550
Load Capacity Shear (lbs) *	495	1775	2465	3785	3785

* Based on normal weight concrete with minimum compression strength of 3000 psi. Allowable load capacities are calculated using applied safety factor of 3.0. For additional loading information contact factory. Minimum embedment depth is 1⅞". The allowable load must be the lesser of the insert capacity and the steel strength of the rod.

UPC/Part Number	Catalog Number	Rod Diameter	Color	Box Qty.
Wood-Knocker-II				
79903875912	**ACPW-25-2**	¼"	Brown	100
79903875913	**ACPW-37-2**	⅜"	Green	100
79903875938	**ACPW-3750-2**	⅜"-½"	Gray	100
79903875914	**ACPW-50-2**	½"	Yellow	100
79903875915	**ACPW-62-2**	⅝"	Red	50
79903875916	**ACPW-75-2**	¾"	Purple	50

ICC-ES listed. See ICC-ES ESR-3657. Qualified for static, wind, and seismic loading in concrete.

† All other trademarks are property of their respective owners.

Bang-It†+ Anchors



- Bang-It™+ concrete inserts are designed for installation in and through metal composite deck used to support newly poured concrete floors or roof slabs.
- After installation, the protective sleeve of the insert protrudes below the surface of the deck, allowing overhead attachment of threaded rod.
- The unique, six sided impact plate offers resistance to rotation within the concrete as threaded rod is bing installed.
- Suitable for overhead installations such as suspending cable tray, pipe hangers, strut and conduit.
- Color coded by size for all trades.
- UL and FM approved.

Bang-It™+ - Data	¼"	⅜"	½"	⅝"	¾"
Metal Hole Saw Diameter (in.)	13⁄16	13⁄16	13⁄16	13⁄16	1 3⁄16
Drilling Speed (rpm)	700-900	700-900	700-900	500-700	500-700
Insert Thread Length (in.)	⅜	⅝	11⁄16	15⁄16	1⅛
Length of Sleeve (in.)	3⅜	3⅜	3⅜	3⅜	3⅜
Thread Size (UNC)	¼"-20	⅜"-16	½"-13	⅝"-11	¾"-10
Embedment Depth (in.)	2	2	2	2	2
Upper Deck Tension Load (lbs) *	1115	1915	2370	2935	2935
Lower Deck Tension Load (lbs) *	830	830	830	990	990
Upper Deck Shear Load (lbs) *	835	1115	1115	1115	1115
Lower Deck Shear Load (lbs) *	625	840	840	840	840

* Based on sand lightweight and normal weight concrete with minimum compression strength of 3000 psi over steel deck. Allowable load capacities are calculated using applied safety factor of 3.0. For additional loading information contact factory. Minimum insert spacing of 6", minimum end spacing 6".

UPC/Part Number	Catalog Number	Rod Diameter	Color	Box Qty.
Bang-It™ + Inserts				
78205131154	**ACPD-25**	¼"	Brown	100
78205131156	**ACPD-37**	⅜"	Green	100
79903875937	**ACPD-3750-2**	⅜"-½"	Gray	100
78205131157	**ACPD-50**	½"	Yellow	100
78205131158	**ACPD-62**	⅝"	Red	50
78205131166	**ACPD-75**	¾"	Purple	50
Bang-It™+ Hole Saws				
79903875911	**ACPD-HS813-2**	13⁄16" Carbide Hole Saw for ¼", ⅜", ½", ⅞"		1
79903875910	**ACPD-HS1188-2**	1 3⁄16" Carbide Hole Saw for ⅝", ¾", 1 13⁄16"		1

ICC-ES certified. See ICC-ES ESR-3657. Qualified for static, wind, and seismic loading in concrete.

† All other trademarks are property of their respective owners.

Read safety/installation instruction sheets in packages before use.

Self-Tapping Screw Anchors



Self-Tapping Machine Screw - Data	⅜"
ANSI Drill Bit Size (in.)	½
Min. Concrete Thickness (in.)	4
Max. Tightening Torque (ft-lbs)	8
Min. Embedment Depth (in.)	1⅝
Load Capacity Tension (lbs) *	590
Load Capacity Shear (lbs) *	260

* Based on concrete compression strength of 3000 psi in uncracked concrete using applied safety factor of 4.0. For additional loading information contact factory. The shear capacity is controlled by steel strength and is ASTM A36 (or equivalent). For ultimate strength design data in cracked and uncracked concrete, see ICC-ES ESR-2272.

- For use in normal-weight concrete, structural sand lightweight concrete and concrete over metal deck.
- Anchor design allows for shallow embedment and mechanically interlocks with base material.
- Internally threaded anchor for easy adjustment and removability of threaded rod or bolt.
- Fast anchor installation with a powered impact wrench.
- Suitable for overhead applications such as suspending cable tray, strut, pipe hangers and conduit.
- FM Approved.
- ICC-ES certified. See ICC-ES ESR-2272.
- Finish: Zinc-plated carbon steel.
- Setting tool included.

UPC/Part Number	Catalog Number	Size	Thread Depth	Box Qty.
Self-Tapping Screw Anchor				
78205153362	**ATM-37**	⅜"	1 1/16"	50
Tool				
78205153363	**6407 SD**	⅜"	--	1

ICC-ES certified. See ICC-ES ESR-2272.

Read safety/installation instruction sheets in packages before use.

Drive Nail Anchors‡



Drive Nail - Data	3⁄16"	1⁄4"
ANSI Drill Bit Size (in.)	3⁄16	1⁄4
Fixture Clearance Hole (in.)	1⁄4	5⁄16
Head Height (in.)	7⁄64	9⁄64
Head Size, O.D. (in.)	13⁄32	35⁄64
Min. Embedment Depth (in.)	3⁄4	5⁄8
Load Capacity Tension (lbs) *	100	145
Load Capacity Shear (lbs) *	140	205

* Based on concrete compression strength of 4000 psi using applied safety factor of 4.0. For additional loading information contact factory.

- For use in concrete, block or brick.
- Anchor is recommended for light duty, tamper-proof applications.
- Not recommended for overhead applications.
- Material: Zamac alloy.

UPC/Part Number	Catalog Number	Size	Box Qty.
Drive Nail Anchor			
78101102964	**ADN-18-87**	3⁄16" x 7⁄8"	100
78101102965	**ADN-25-75**	1⁄4" x 3⁄4"	100
78101102966	**ADN-25-100**	1⁄4" x 1"	100
78101102967	**ADN-25-125**	1⁄4" x 1 1⁄4"	100
78101102968	**ADN-25-150**	1⁄4" x 1 1⁄2"	100
78101102969	**ADN-25-200**	1⁄4" x 2"	100
78205153306	**ADN-25-300**	1⁄4" x 3"	100

‡ Not ICC-ES certified

Toggle Bolts‡



Toggle Bolt - Data	3⁄16"		1⁄4"		3⁄8"	
	Tension (lbs.)	Shear (lbs.)	Tension (lbs.)	Shear (lbs.)	Tension (lbs.)	Shear (lbs.)
3⁄8" Wallboard	35	35	55	55	60	65
1⁄2" Wallboard	45	50	60	60	65	75
5⁄8" Wallboard	60	60	65	65	75	80
3⁄4" Wallboard	75	70	80	75	85	90
Hollow Concrete Masonry *	70	70	70	120	195	140

Allowable load capacities are calculated using applied safety factor of 4.0. For additional loading information contact factory.
* Based on hollow wall concrete masonry with minimum compression strength of 1500 psi.

- The toggle bolt is a spring wing type hollow wall anchor designed for use in block, wallboard and other hollow base materials.
- Anchor is a two-part assembly consisting of a machine screw and a spring wing toggle.
- Adjustable to accommodate various wall thicknesses up to 2 1⁄2".
- Combo round head bolt is provided.
- Finish: Zinc-plated carbon steel.

UPC/Part Number	Catalog Number	Drill Diameter	Size	Box Qty.
Toggle Bolt				
78205153354	**ATB-18-300**	1⁄2"	3⁄16" x 3"	50
78205153355	**ATB-18-400**	1⁄2"	3⁄16" x 4"	50
78205153356	**ATB-25-300**	5⁄8"	1⁄4" x 3"	50
78205153357	**ATB-25-400**	5⁄8"	1⁄4" x 4"	50
78205153358	**ATB-37-300**	7⁄8"	3⁄8" x 3"	25
78205153359	**ATB-37-400**	7⁄8"	3⁄8" x 4"	25

‡ Not ICC-ES certified.
Not for use in seismic applications.

Read safety/installation instruction sheets in packages before use.

Wall Screws‡



AWS-CH



AWS-OH



AWS-PH

- One-piece, all steel anchor with high-profile threads for easy fastening into wallboard and other masonry base materials.
- Deep cutting, corkscrew-like threads provide for smooth entry and a strong hold.
- No pre-drilling is required when fastening into wallboard or wood.
- Fastening into concrete, hollow or grout filled block, brick and plaster requires a pre-drilled 3/16" ANSI hole.
- Installed with a No. 8 drill bit or No. 2 Phillips driver.
- Material: Carbon steel with chrome finish.

UPC/Part Number	Catalog Number	Size	Head Type	Box Qty.
Wall Screw				
78205153372	**AWS-CH**	3/16" x 1 1/4"	Combo	100
78205153373	**AWS-OH**	3/16" x 1 1/4"	Oval	100
78205153374	**AWS-PH**	3/16" x 1 1/4"	Pan	100

‡ Not ICC-ES certified

Wall Screw - Data	Minimum Embedment Depth	Load Cap. Tension (lbs.) *	Load Cap. Shear (lbs.) *
Concrete *	3/4"	90	260
1/2" Wallboard	NA	20	60
5/8" Wallboard	NA	35	90
3/4" Plywood	NA	65	150
Grout-Filled Concrete Masonry	1"	55	165
Hollow Concrete Masonry	1"	60	165
Brick Masonry	3/4"	70	120

* Based on concrete compression strength of 4000 psi. Allowable load capacities are calculated using an applied safety factor of 4.0. For additional loading contact factory.

Plastic Screw Anchors‡



- One-piece anchor designed for light duty applications in wallboard, concrete and masonry.
- Works in hollow or solid base materials.
- Suitable for screws with various thread sizes and styles - screws may be installed with a screw gun.

UPC/Part Number	Catalog Number	Screw Size	Box Qty.
Plastic Screw Anchors			
78205153315	**APS-4**	#4 - #10	100
78205153316	**APS-6**	#6 - #12	100
78205153319	**APS-8**	#8 - #14	100

‡ Not ICC-ES certified

Plastic Screw Anchor - Data	APS-4	APS-6	APS-8
Drill Diameter (in.)	3/16	1/4	5/16
Screw Size Range	#4-#10	#6-#12	#8-#14
Min, Thread Length (in.)	1 3/16	1 3/8	1 13/16
Min. Hole Diameter (in.)	1 3/8	1 9/16	2
Min. Wall Thickness (in.)	1/4	3/8	1/2
Min. Embedded Thread Length (in.)	1 7/8	2	2 9/16
Load Capacity Tension (lbs) *	18	20	22
Load Capacity Shear (lbs) *	32	40	45

* Allowable load capacities are calculated using an applied safety factor of 4.0. For additional loading information contact factory.

Read safety/installation instruction sheets in packages before use.

Plastic Hollow Wall Anchors‡



- Heavy duty hollow wall anchor designed for use in plaster, wallboard, concrete block, or hollow tile.
- Pre-assembled anchor consisting of a carbon steel wing and a locking cap/ratchet leg assembly molded from engineered plastic.
- When compared to traditional toggles, this anchor can be installed in a smaller hole and does not require a fixture or screw to set it.
- Adjustable to accommodate various wall thickness up to 2½".

Plastic Hollow Wall - Data	3⁄16"	1⁄4"	3⁄8"	1⁄2"
Thread Size (UNC)	3⁄16"-24	1⁄4"-20	3⁄8"-16	1⁄2"-13
Max. Tightening Torque (ft-lbs)	5	5	5	5
Minimum Clearance (in.)	1 7⁄8"	1 7⁄8"	1 7⁄8"	1 7⁄8"

Plastic Hollow Wall - Data	3⁄16"		1⁄4"		3⁄8"		1⁄2"	
	Tension (lbs.)	Shear (lbs.)	Tension (lbs.)	Shear (lbs.)	Tension (lbs.)	Shear (lbs.)	Tension (lbs.)	Shear (lbs.)
3⁄8" Wallboard	30	60	35	70	35	70	35	75
1⁄2" Wallboard	35	70	35	75	40	75	40	90
5⁄8" Wallboard	50	95	55	105	55	105	55	110
3⁄4" Wallboard	50	110	55	120	60	120	60	120
Hollow Concrete Masonry *	215	150	270	285	285	465	345	595

Allowable load capacities are calculated using an applied safety factor of 4.0. For additional loading information contact factory.
* Based on hollow wall concrete masonry with minimum compression strength of 1500 psi.

UPC/Part Number	Catalog Number	Anchor Size	Drill Dia.	Wall Thickness	Box Qty.
Plastic Hollow Wall Anchor					
78205153311	**APH-18**	3⁄16" x 4"	1⁄2"	3⁄8" - 2 1⁄2"	50
78205153312	**APH-25**	1⁄4" x 4"	1⁄2"	3⁄8" - 2 1⁄2"	50
78205153313	**APH-37**	3⁄8" x 4"	3⁄4"	3⁄8" - 2 1⁄2"	25
78205153314	**APH-50**	1⁄2" x 4"	3⁄4"	3⁄8" - 2 1⁄2"	25

‡ Not ICC-ES certified

Self-Drilling Wallboard Anchors‡



APDM-6K



- One-piece self drilling anchor designed for use in hollow wallboard for light to medium duty loads.
- Ideal for mounting electrical fixtures, phone systems, and miscellaneous hardware.
- APD/AZD designed for use in 3⁄8" to 1" wallboard.
- APDM/AZDM designed for use in 3⁄8" to 5⁄8" wallboard.
- Kit includes 50 anchors, 50 screws and #2 Phillips Drive Bit.
- Material: Nylon or Zamac alloy.

Self-Drilling Wallboard Anchor - Data	APD/AZD	APDM/AZDM
Anchor Length (in.)	1 11⁄16	1 5⁄16
Min. Screw Engagement (in.)	3⁄4	3⁄4

Self-Drilling Wallboard Anchor - Data	APD/AZD		APDM/AZDM	
	Tension (lbs.)	Shear (lbs.)	Tension (lbs.)	Shear (lbs.)
3⁄8" Wallboard	15	15	10	15
1⁄2" Wallboard	15	20	15	15
5⁄8" Wallboard	20	25	20	20
3⁄4" Wallboard	20	25	20	20

Allowable load capacities are calculated using an applied safety factor of 4.0. For additional loading information contact factory.

UPC/Part Number	Catalog Number	Screw Size	Kit Qty.
Self-Drilling Wallboard Anchor			
78101103314	**APD-8K**	#8 x 1"	100/kit
78101103318	**AZD-8K**	#8 x 1"	100/kit
78205153310	**APDM-6K**	#6 x 1"	100/kit
78205153375	**AZDM-6K**	#6 x 1"	100/kit

‡ Not ICC-ES certified

Read safety/installation instruction sheets in packages before use.

Rigid Steel Conduit (Heavy Wall Conduit)

Nominal Conduit Size	Outside Diameter	Nominal Inside Diameter	Minimum Weight Per 100 Ft. With Couplings Attached	Weight of Conduit and Conductors Per 100 Ft.*
In.	In.	In.	Lbs.	Lbs.
3/8	0.675	0.493	51.5	65.1
1/2	0.840	0.632	79.0	101.1
3/4	1.050	0.836	105.0	145.8
1	1.315	1.063	153.0	219.3
1 1/4	1.660	1.394	201.0	318.3
1 1/2	1.900	1.624	249.0	408.8
2	2.375	2.083	332.0	593.8
2 1/2	2.875	2.489	527.0	901.0
3	3.500	3.090	682.0	1259.0
3 1/2	4.000	3.570	831.0	1604.0
4	4.500	4.050	972.0	1967.0

Intermediate Metal Conduit (IMC)

Nominal Conduit Size	Outside Diameter	Nominal Inside Diameter	Minimum Weight Per 100 Ft. With Couplings Attached	Weight of Conduit and Conductors Per 100 Ft.*
In.	In.	In.	Lbs.	Lbs.
1/2	0.815	0.745	60.0	82.1
3/4	1.029	0.954	82.0	122.8
1	1.290	1.205	116.0	182.3
1 1/4	1.638	1.553	150.0	267.3
1 1/2	1.883	1.793	182.0	341.8
2	2.360	2.266	242.0	503.8
2 1/2	2.857	2.727	401.0	775.0
3	3.476	3.346	493.0	1069.0
3 1/2	3.971	3.841	573.0	1346.0
4	4.466	4.336	638.0	1632.0

AC — Armored Cable Specifications

Trade Size	Armor O.D.	Approximate Weight
	In.	Lbs. Per 100 Ft.
14-2 Solid	0.433	18.0
14-3 Solid	0.453	20.0
14-4 Solid	0.486	25.0
12-2 Solid	0.467	21.0
12-3 Solid	0.489	24.5
12-4 Solid	0.520	29.0
10-2 Solid	0.476	25.0
10-3 Solid	0.500	29.5
10-4 Solid	0.541	38.0
8-2 Solid	0.570	34.5
8-3 Solid	0.601	41.5
8-4 Solid	0.654	48.0

Read safety/installation instruction sheets in packages before use.

Electrical Metallic Tubing (EMT) - Thinwall Conduit

Nominal Conduit Size	Outside Diameter	Nominal Inside Diameter	Minimum Weight Per 100 Ft. With Couplings Attached	Weight of Conduit and Conductors Per 100 Ft.*
In.	In.	In.	Lbs.	Lbs.
1/2	0.706	0.622	28.5	50.6
3/4	0.922	0.824	43.5	84.3
1	1.163	1.049	64.0	130.3
1 1/4	1.510	1.380	95.0	212.3
1 1/2	1.740	1.610	110.0	269.8
2	2.197	2.067	140.0	401.8
2 1/2	2.875	2.731	205.0	579.0
3	3.500	3.356	250.0	826.3
3 1/2	4.000	3.834	325.0	1098.0
4	4.500	4.334	370.0	1364.0

Rigid Aluminum Conduit

Nominal Conduit Size	Outside Diameter	Nominal Inside Diameter	Minimum Weight Per 100 Ft. With Couplings Attached	Weight of Conduit and Conductors Per 100 Ft.*
In.	In.	In.	Lbs.	Lbs.
1/2	0.840	0.632	27.4	49.5
3/4	1.050	0.836	36.4	77.2
1	1.315	1.063	53.0	119.3
1 1/4	1.660	1.394	69.6	186.9
1 1/2	1.900	1.624	82.2	242.0
2	2.375	2.083	115.7	377.5
2 1/2	2.875	2.489	182.5	556.5
3	3.500	3.090	238.9	815.2
3 1/2	4.000	3.570	287.7	1061.0
4	4.500	4.050	340.0	1334.0
5	5.563	5.073	465.4	2028.0
6	6.625	6.093	612.5	2870.0

Trade Size	Armor O.D.	Approximate Weight
	In.	Lbs. Per 100 Ft.
8-2 Stranded	0.604	34.5
8-3 Stranded	0.637	42.0
8-4 Stranded	0.695	51.5
6-2 Stranded	0.700	44.5
6-3 Stranded	0.739	56.0
6-4 Stranded	0.807	68.5
4-2 Stranded	0.836	62.0
4-3 Stranded	0.885	80.0
4-4 Stranded	0.971	99.5
3-3 Stranded	0.990	94.0
3-4 Stranded	1.085	118.0
2-2 Stranded	0.956	81.5
2-3 Stranded	1.014	109.5
2-4 Stranded	1.115	138.0

Dimensions taken from ANSI C80.3 - 1977.
* Conduit plus weight of heaviest conductor combination as specified by the National Electrical Code.

Schedule 40 PVC Plastic Pipe

Nominal Pipe Size In.	Outside Diameter In.	Wall Thickness In.	Weight of Pipe Lbs. Per Ft.	Weight of Water Lbs. Per Ft.
⅛	0.405	0.068	0.04	0.02
¼	0.540	0.088	0.07	0.04
⅜	0.675	0.091	0.10	0.08
½	0.840	0.109	0.15	0.10
¾	1.050	0.113	0.20	0.20
1	1.315	0.133	0.30	0.40
1¼	1.660	0.140	0.40	0.60
1½	1.900	0.145	0.50	0.90
2	2.375	0.155	0.60	1.40
2½	2.875	0.203	1.00	2.10
3	3.500	0.216	1.30	3.20
3½	4.000	0.226	1.60	4.30
4	4.500	0.237	1.90	5.50

Electrical Non-Metallic Tubing (ENT)

Nominal Size In.	Outside Diameter In.	Nominal Inside Diameter In.	Minimum Weight of Conduit Lbs. Per 100 Ft.	Weight of Conduit and Conductors Lbs. Per 100 Ft.
½	0.840	0.560	11.0	33.1
¾	1.050	0.760	14.0	54.8
1	1.315	1.000	20.0	86.3
1¼	1.660	1.402	19.0	136.3
1½	1.990	1.554	27.0	186.8
2	2.375	2.030	32.0	261.8

All Threaded Rod (ATR)

Thread Size	Root Area	Design Load (SF=5)
¼"-20	0.027 in.²	240 lbs.
5/16"-18	0.045 in.²	400 lbs.
⅜"-16	0.068 in.²	610 lbs.

Tabulated loads are based on an allowable tensile stress of 12000 psi reduced by 25% resulting in 9000 psi. From ANSI/MSS SP-58, Table 3.

Dimensions taken from ANSI B1.1 1982 Unified Inch Screw Threads. All threads are UNCR series.

Type NM — Non-Metallic Sheathed Cable

Size AWG	Number of Strands	Ground Wire Size	Approximate O.D. In.	Approximate Weight Lbs. Per 100 Ft.
		Without Ground Wire		
14-2	Solid	--	.17 x .37	5.3
12-2	Solid	--	.19 x .40	7.0
10-2	Solid	--	.22 x .45	10.1
14-3	Solid	--	0.295	8.2
12-3	Solid	--	0.332	10.9
10-3	Solid	--	0.396	15.7
8-3	7	--	0.538	27.8
6-3	7	--	0.611	42.2
		With Ground Wire		
14-2	Solid	14	.17 x .37	6.4
12-2	Solid	12	.19 x .41	9.0
10-2	Solid	10	.22 x .49	13.3
8-2	7	10	.28 x .61	21.5
6-2	7	10	.32 x .73	31.3
14-3	Solid	14	.322	9.3
12-3	Solid	12	.363	12.9
10-3	Solid	10	.436	18.7
14-4	Solid	14	.450	11.6
12-4	Solid	12	.490	16.1
10-4	Solid	10	.550	23.3
8-3	7	10	.552	30.5
6-3	7	10	.611	45.0
4-3	7	8	.821	66.4
2-3	7	8	.946	93.0

Type THHN — Insulated Single Conductor Building Wire

Trade Size	Approximate O.D. In.	Approximate Weight Lbs. Per 100 Ft.
14 AWG	0.11	1.7
12 AWG	0.13	2.5
10 AWG	0.16	4.0
8 AWG	0.22	6.5
6 AWG	0.25	9.7
4 AWG	0.32	15.5
3 AWG	0.35	19.1
2 AWG	0.38	23.6
1 AWG	0.45	30.4
1/0 AWG	0.49	37.5

Read safety/installation instruction sheets in packages before use.

Notes

Catalog No.	Page
2786SD	141
2791	141
2793	141
2796	141
5866	138
5874	138
6305	138
6307	138
6309	138
6311	138
6313	138
6323	139
6336	139
6338	139
6407 SD	148
7187-2	138
7187S-2	136
7195-2	138
7197-2	138
9323	140
9343	140
9353	140

A

Catalog No.	Page
ACB-25-175-2	140
ACB-25-225-2	140
ACB-25-300-2	140
ACB-37-175-2	140
ACB-37-250-2	140
ACB-37-300-2	140
ACB-37-400-2	140
ACPD-25	147
ACPD-37	147
ACPD-50	147
ACPD-62	147
ACPD-75	147
ACPD-3750	147
ACPD-HS813-2	147
ACPD-HS1188-2	147
ACPW-25-2	147
ACPW-37-2	147
ACPW-50-2	147
ACPW-62-2	147
ACPW-75-2	147
ACPW-3750-2	147
ACS-18-125F	141
ACS-18-125H	141
ACS-18-175F	141
ACS-18-175H	141
ACS-18-225F	141
ACS-18-225H	141
ACS-18-275F	141
ACS-18-275H	141
ACS-18-325H	141
ACS-18-375H	141
ACS-18-400H	141
ACS-25-125F	141
ACS-25-125H	141
ACS-25-175F	141
ACS-25-175H	141
ACS-25-225F	141
ACS-25-225H	141
ACS-25-275F	141
ACS-25-275H	141
ACS-25-325H	141
ACS-25-375H	141
ACS-25-400H	141
ADA-18-100	144
ADA-18-125	144
ADA-18-150	144
ADA-18-200	144
ADA-18-250	144
ADA-18-300	144
ADA-18WH	144
ADA-25-100	144
ADA-25-125	144
ADA-25-150	144
ADA-25-200	144
ADA-25-250	144
ADA-25-300	144
ADA-25RH	144
ADA-25WH	144
ADA-37RH	144
ADE-25	146
ADE-37	146
ADE-50	146
ADE-62	146
ADH-25	140
ADH-37	140
ADH-50	140
ADI-25	138
ADI-25FL	138
ADI-25SS4	138
ADI-37	138
ADI-37FL	138
ADI-37SS4	138
ADI-50	138
ADI-50FL	138
ADI-50SS4	138
ADI-62	138
ADI-62SS4	138
ADI-75	138
ADI-75SS4	138
ADM-25	139
ADM-37	139
ADM-50	139
ADN-18-87	149
ADN-25-75	149
ADN-25-100	149
ADN-25-125	149
ADN-25-150	149
ADN-25-200	149
ADN-25-300	149
AMR0	48
AMR1	48
AMR2	48
AMR3	48
AMR158	48
APC-8K	139
APC-10K	139
APC-12K	139
APD-8K	151
APDM-6K	151
APH-18	151
APH-25	151
APH-37	151
APH-50	151
APS-4	150
APS-6	150
APS-8	150
ARC-25-125-2	138
ARC-37-150-2	138
ARC-37-275-2	138
ARS-25-100-2	136
ARS-25-100SW-2	136
ARS-37-100HN-2	136
ARS-37-100SW-2	136
ARS-37-150-2	136
ARS-37-150HDHN-2	136
ARS-37-150HN-2	136
ARS-37-200-2	136
ARW-25-100SW-2	138
ARW-25-200-2	138
ARW-37-100-2	138
ARW-37-100SW-2	138
ARW-37-200-2	138
ARW-37-200SW-2	138
ARW-37-250-2	138
ARW-50-250-2	138
ASA-25-62AN	145
ASA-25-112RS	145
ASA-25-137AN	145
ASA-25-150RH	145
ASA-25-200RS	145
ASA-25-225AN	145
ASA-31-150WH	145
ASA-37-187HN	145
ASA-37-187HNSS4	145
ASA-37-187RH	145
ASA-37-300HN	145
ASA-37-300HNSS4	145
ASA-37-400HN	145
ASA-50-225HN	145
ASA-50-225HNSS4	145
ASA-50-225RH	145
ASA-50-300HN	145
ASA-50-300HNSS4	145
ASA-50-400HN	145
ASA-50-400HNSS4	145
ASA-50-525HN	145
ASA-50-600HN	145
ASA-62-225HN	145
ASA-62-300HN	145
ASA-62-425HN	145
ASA-62-425HNSS4	145
ASA-62-600HN	145
ASA-75-250HN	145
ASA-75-425HN	145
ASA-75-625HN	145
ASE-25	146
ASE-37	146
ASE-50	146
ASE-62	146
ATB-18-300	149
ATB-18-400	149
ATB-25-300	149
ATB-25-400	149
ATB-37-300	149
ATB-37-400	149
ATM-37	148
AWA-25-175	142
AWA-25-175SS4	142
AWA-25-200WH	142
AWA-25-225	142
AWA-25-225SS4	142
AWA-25-325	142
AWA-25-325SS4	142
AWA-37-225	142
AWA-37-225SS4	142
AWA-37-275	142
AWA-37-275SS4	142
AWA-37-300	142
AWA-37-300SS4	142
AWA-37-350	142
AWA-37-350SS4	142
AWA-37-375	142
AWA-37-375SS4	142
AWA-37-500	142
AWA-37-500SS4	142
AWA-50-275	142
AWA-50-275SS4	142
AWA-50-375	142
AWA-50-375SS4	142
AWA-50-450	142
AWA-50-450SS4	142
AWA-50-550	142
AWA-50-550SS4	142
AWA-50-700	142
AWA-50-700SS4	142

Index

Catalog No.	Page
AWA-62-350	**142**
AWA-62-350SS4	**142**
AWA-62-450	**142**
AWA-62-450SS4	**142**
AWA-62-500	**142**
AWA-62-500SS4	**142**
AWA-62-600	**142**
AWA-62-600SS4	**142**
AWA-62-700	**142**
AWA-62-700SS4	**142**
AWS-CH	**150**
AWSD-37-300	**143**
AWSD-37-350	**143**
AWSD-37-375	**143**
AWSD-37-500	**143**
AWSD-50-375	**143**
AWSD-50-450	**143**
AWSD-50-550	**143**
AWSD-50-700	**143**
AWSD-62-475	**143**
AWSD-62-500	**143**
AWSD-62-600	**143**
AWSD-62-700	**143**
AWSD-75-550	**143**
AWSD-75-625	**143**
AWSD-75-700	**143**
AWS-OH	**150**
AWS-PH	**150**
AZD-8K	**151**
AZDM-6K	**151**

B

Catalog No.	Page
B1AJ-2	**22**, **23**, **24**, **25**, **48**
B2AJ	**48**
B3AJ	**48**
B444-1/4	**86**
B444-3/8	**86**
B444-5/16	**86**
B601-62	**131**
B3223-3/8	**104**
BA1	**74**
BA1-9	**74**
BA1-24	**74**
BA1-32	**74**
BA1-95	**74**
BA1-T	**74**
BA1-T-BN	**74**
BA-2-9	**77**
BA-2-9-7	**77**
BA-2-9-7-BN	**77**
BA-2-9-BN	**77**
BA-2-9-W	**77**
BA-2-9-WBN	**77**
BA-2-16	**76**
BA-2-16-7	**76**
BA-2-16-7-BN	**76**
BA-2-16-7-W	**76**
BA-2-16-7-WBN	**76**
BA-2-16-BN	**76**
BA-2-16-W	**76**
BA-2-16-WBN	**76**
BA-4-9	**77**
BA-4-9-W	**77**
BA-4-16	**76**
BA-4-16-24	**76**
BA-4-16-32	**76**
BA-4-16-48	**76**
BA-4-16-H	**75**
BA-4-16-H1	**75**
BA-4-16-W	**76**
BA-4-WN	**76**
BA5-4T	**68**
BA12	**70**
BA12-12	**70**
BA12-20	**70**
BA12-30	**70**
BA14	**67**
BA15	**67**
BA15W	**67**
BA17	**73**
BA18	**73**
BA20	**73**
BA-21	**75**
BA-21D	**75**
BA28	**70**
BA28B	**105**, **133**
BA40	**73**
BA50	**71**
BA50A	**72**
BA50C3T	**71**
BA50C4T	**71**
BA50CAN	**71**
BA50D	**71**
BA50DCAN	**71**
BA50E	**71**
BA50F	**72**
BA50-OB-24	**71**
BA50-OB-34	**71**
BA50-SB-24	**71**
BA50-SB-34	**71**
BA311	**75**
BA311-W2	**75**
BA311-W6	**75**
BA-SFC	**78**
BA-SFC-CF	**78**
BA-SFC-CFS	**78**
BA-SFC-E	**78**
BA-SFC-S	**78**
BAX-4-16	**74**
BAX-4-16-24	**74**
BAX-4-16-32	**74**
BAX-4-16-48	**74**
BB1	**39**
BB2-16T	**37**
BB2-24T	**37**
BB2TCT-050	**37**
BB2TCT-075	**37**
BB2TCT-100	**37**
BB2TPC-038	**37**
BB2TPC-050	**37**
BB2TPC-075	**37**
BB2TPC-100	**37**
BB2TSC	**37**
BB4-4	**36**
BB4-4D	**36**
BB4-6	**36**
BB4-6D	**36**, **37**
BB4-23	**36**
BB4-23D	**36**
BB5-HF	**35**
BB7-16	**38**
BB7-24	**38**
BB7AP	**38**
BB8-16	**38**
BB8-24	**38**
BB9	**39**
BB10	**111**
BB10-2	**111**
BB10-3	**111**
BB10-4	**111**
BB10L	**112**
BB10P	**112**
BB12	**39**
BB12-6	**39**
BB15	**43**, **113**
BB-18	**43**
BB20	**111**
BB20L	**112**
BB27	**70**
BB32	**41**
BB33	**35**, **41**
BB33L	**41**
BB38	**47**
BB38D	**47**
BB40-08	**43**, **113**
BB40-10	**43**, **113**
BB40-12	**43**, **113**
BB45-08	**43**, **113**
BB45-10	**43**, **113**
BB45-12	**43**, **113**
BB70	**35**
BB70E	**35**
BB73	**36**
BB74	**36**
BB76	**36**
BBA	**15**, **34**
BBA-2	**15**, **34**
BBA-4	**15**, **34**
BBA-MG	**15**, **34**
BBF15	**42**
BBF15C	**42**
BBF18	**42**
BBF18C	**42**
BBF24	**42**
BBF24C	**42**
BBFC	**42**
BBFS-18	**42**
BBT-HF	**16**, **34**, **22**
BBT-TG	**72**
BBT-WF	**15**, **16**, **34**
BC1	**87**
BC442	**86**
BC442-6	**86**
BCH12	**114**
BCH12-A28	**120**
BCH12-C1	**119**
BCH12-C2	**118**
BCH12-C442	**118**
BCH12-C442A	**118**
BCH12-E-2-4	**117**
BCH12-E-5-8	**117**
BCH12-E-9-12	**117**
BCH12-F3	**119**
BCH12-F4	**120**
BCH12-G-8-12	**121**
BCH12-L1410	**121**
BCH12-PNA	**102**
BCH12-RB	**116**
BCH12-SC4	**119**
BCH12-U-2-4	**117**
BCH12-U-5-8	**117**
BCH12-U-9-12	**117**
BCH12-W2	**121**
BCH12-W6	**121**
BCH21	**114**
BCH21-1D	**123**
BCH21-2D	**123**
BCH21-2S	**122**
BCH21-3S	**122**
BCH21-4S	**122**
BCH21-5S	**122**
BCH21-6S	**122**
BCH21-A28	**120**
BCH21-AB	**115**
BCH21-C1	**119**
BCH21-C2	**118**
BCH21-C442	**118**
BCH21-C442A	**118**
BCH21-E-2-4	**117**
BCH21-E-5-8	**117**

Catalog No.	Page
BCH21-E-9-12	117
BCH21-F3	119
BCH21-F4	120
BCH21-G-8-12	121
BCH21-L1410	121
BCH21-PNA	102
BCH21-RB	116
BCH21-SC4	119
BCH21-U-2-4	117
BCH21-U-5-8	117
BCH21-U-9-12	117
BCH21-W2	121
BCH21-W6	121
BCH32	114
BCH32-1D	123
BCH32-2D	123
BCH32-2S	122
BCH32-3S	122
BCH32-4S	122
BCH32-5S	122
BCH32-6S	122
BCH32-A28	120
BCH32-AB	115
BCH32-C1	119
BCH32-C2	118
BCH32-C442	118
BCH32-C442A	118
BCH32-E-2-4	117
BCH32-E-5-8	117
BCH32-E-9-12	117
BCH32-F3	119
BCH32-F4	120
BCH32-G-8-12	121
BCH32-L1410	121
BCH32-PNA	102
BCH32-RB	116
BCH32-SC4	119
BCH32-U-2-4	117
BCH32-U-5-8	117
BCH32-U-9-12	117
BCH32-W2	121
BCH32-W6	121
BCH64	114
BCH64-1D	123
BCH64-2D	123
BCH64-2S	122
BCH64-3S	122
BCH64-4S	122
BCH64-AB	115
BCH64-C1	119
BCH64-C2	118
BCH64-C442	118
BCH64-C442A	118
BCH64-F3	119
BCH64-F4	120
BCH64-G-8-12	121
BCH64-L1410	121
BCH64-PNA	102
BCH64-RB	116
BCH64-SC4	119
BCH64-U-2-4	117
BCH64-U-5-8	117
BCH64-U-9-12	117
BCH-HB21	124
BCH-HB64	124
BCH-HBA	123
BCHK1	124
BCHK2	124
BCHK3	124
BCHR21	114
BCHR32	114
BCHR64	114
BCS-8	62
BCS-8C	62
BCS-12	62
BCS-12AS	62
BCS-12C	62
BCS-16	62
BCS-16AS	62
BCS-16C	62
BCS-18	62
BCS-18C	62
BCS-20	62
BCS-20C	62
BD2	105, 133
BD4	105, 133
BD40	132
BDH1	103
BDH2	103
BDH3	103
BE-1-2	79
BE-2-4	79
BE-2-4-CT2	127
BE-5-8	79
BE-5-8-CT2	127
BE-9-12	79
BE-9-12-CT2	127
BES-8	62
BES-8C	62
BES-12	62
BES-12C	62
BES-16	62
BES-16C	62
BF1	99
BF1-40	40
BF1-56	40
BF1-64	40
BF1-CT2	127
BF2	99
BF2-CT2	127
BF3	96
BF4	94
BF12	93
BF13	93
BFA-1520	61
BG-6	49
BG-6-4T	49
BG-6-A5	68
BG-6-B1	40, 39
BG-6-B5	40
BG6-DH	103
BG-6-E-2-4	80
BG-6-E-5-8	80
BG-6-E-9-12	80
BG-6-F1	100
BG-6-F2	100
BG-6-F13	93
BG-6-H7	44
BG6-PNA	102
BG6-S18	64
BG6-S18-DH	103
BG6-S18-DH-MC3	103
BG6-S18-MC3	64
BG6-S18S	64
BG6-S18S-MC3	64
BG6-S18-U24	89
BG6-S18-U24-MC3	89
BG6-S18-U58	89
BG6-S18-U58-MC3	89
BG6-S18-W2	64
BG6-S18-W2-MC3	64
BG6-S18-W6	64
BG6-S18-W6-MC3	64
BG6-SC4	101
BG-6-U-2-4	83
BG-6-U-5-8	83
BG-6-U-9-12	83
BG-8-12	49
BG-8-12-4T	49
BG-8-12-A5	68
BG-8-12-B1	40, 39
BG-8-12-B5	40
BG-8-12-C1	87
BG-8-12-C2	87
BG-8-12-D3	63
BG-8-12-D4	63
BG-8-12-E-2-4	80
BG-8-12-E-2-4-AS	84
BG-8-12-E-5-8	80
BG-8-12-E-5-8-AS	84
BG-8-12-E-9-12	80
BG-8-12-E-9-12-AS	84
BG-8-12-F1	100
BG-8-12-F2	100
BG-8-12-F13	93
BG-8-12-H7	44
BG8-12-PNA	102
BG-8-12-U-2-4	83
BG-8-12-U-2-4-AS	84
BG-8-12-U-5-8	83
BG-8-12-U-5-8-AS	84
BG-8-12-U-9-12	83
BG-8-12-U-9-12-AS	84
BG-8-12-W2	57
BG-8-12-W6	57
BG-16	49
BG-16-4T	49
BG-16-A5	68
BG-16-B1	49, 50, 51, 52, 53, 55, 39, 40
BG-16-B5	40
BG-16-C1	87
BG-16-C2	87
BG16-DH	103
BG-16-E-2-4	80
BG-16-E-2-4-AS	84
BG-16-E-5-8	80
BG-16-E-5-8-AS	84
BG-16-E-9-12	80
BG-16-E-9-12-AS	84
BG-16-F1	100
BG-16-F2	100
BG-16-F13	93
BG-16-G-6	50
BG-16-G-8-12	50
BG-16-G-16	50
BG-16-G-20	50
BG-16-G-24	50
BG-16-G-32	50
BG16-PNA	102
BG16-S18	64
BG16-S18-DH	103
BG16-S18-DH-MC3	103
BG16-S18-MC3	64
BG16-S18S	64
BG16-S18S-MC3	64
BG16-S18-U24	89
BG16-S18-U24-MC3	89
BG16-S18-U58	89
BG16-S18-U58-MC3	89
BG16-S18-W2	64
BG16-S18-W2-MC3	64
BG16-S18-W6	64
BG16-S18-W6-MC3	64
BG-16-U-2-4	83
BG-16-U-2-4-AS	84
BG-16-U-5-8	83
BG-16-U-5-8-AS	84
BG-16-U-9-12	83

Index

Catalog No.	Page
BG-16-U-9-12-AS	**84**
BG-16-W2	**57**
BG-16-W6	**57**
BG-20	**49**
BG-20-4T	**49**
BG-20-B5	**40**
BG-20-C1	**87**
BG-20-C2	**87**
BG20-DH	**103**
BG-20-E-2-4	**80**
BG-20-E-5-8	**80**
BG-20-E-9-12	**80**
BG-20-F13	**93**
BG-20-U-2-4	**83**
BG-20-U-5-8	**83**
BG-20-U-9-12	**83**
BG-24	**49**
BG-24-4T	**49**
BG-24-C1	**87**
BG-24-C2	**87**
BG24-DH	**103**
BG-24-E-2-4	**80**
BG-24-E-5-8	**80**
BG-24-E-9-12	**80**
BG-24-U-2-4	**83**
BG-24-U-5-8	**83**
BG-24-U-9-12	**83**
BG-32	**49**
BG-32-4T	**49**
BG-32-C1	**87**
BG-32-C2	**87**
BG-32-E-2-4	**80**
BG-32-E-5-8	**80**
BG-32-E-9-12	**80**
BG-32-U-2-4	**83**
BG-32-U-5-8	**83**
BG-32-U-9-12	**83**
BG812-DH	**103**
BG812-S18	**64**
BG812-S18-DH	**103**
BG812-S18-DH-MC3	**103**
BG812-S18-MC3	**64**
BG812-S18S	**64**
BG812-S18S-MC3	**64**
BG812-S18-U24	**89**
BG812-S18-U24-MC3	**89**
BG812-S18-U58	**89**
BG812-S18-U58-MC3	**89**
BG812-S18-W2	**64**
BG812-S18-W2-MC3	**64**
BG812-S18-W6	**64**
BG812-S18-W6-MC3	**64**
BG812-SC4	**101**
BH1	**105**
BH-1-2-R	**91**, **107**
BH1-E-2-4	**92**
BH1-E-5-8	**92**
BH1-E-9-12	**92**
BH1-F1	**99**
BH1-F2	**99**
BH1-F3	**97**
BH1-F4	**95**
BH1-F12	**93**
BH1-H7	**104**
BH1-H8	**104**
BH1-PNA	**102**
BH2	**105**
BH-2-4	**91**, **107**
BH-2-4-R	**91**, **107**
BH2-E-2-4	**92**
BH2-E-5-8	**92**
BH2-E-9-12	**92**
BH2-F1	**99**
BH2-F2	**99**
BH2-F3	**97**
BH2-F4	**95**
BH2-F12	**93**
BH2-H7	**104**
BH2-H8	**104**
BH2-PNA	**102**
BH4	**105**
BH4-E-2-4	**92**
BH4-E-2-4-AS	**84**
BH4-E-5-8	**92**
BH4-E-5-8-AS	**84**
BH4-E-9-12	**92**
BH4-E-9-12-AS	**84**
BH4-F1	**99**
BH4-F2	**99**
BH4-F3	**97**
BH4-F4	**95**
BH4-F12	**93**
BH4-H7	**104**
BH4-H8	**104**
BH4-PNA	**102**
BH4-SC4	**101**
BH5	**105**
BH-5-8	**91**, **107**
BH-5-8-R	**91**, **107**
BH5-E-2-4	**92**
BH5-E-5-8	**92**
BH5-E-9-12	**92**
BH5-F1	**99**
BH5-F2	**99**
BH5-F3	**97**
BH5-F4	**95**
BH5-F12	**93**
BH5-H7	**104**
BH5-H8	**104**
BH5-PNA	**102**
BH6	**105**
BH6-E-2-4	**92**
BH6-E-2-4-AS	**84**
BH6-E-5-8	**92**
BH6-E-5-8-AS	**84**
BH6-E-9-12	**92**
BH6-E-9-12-AS	**84**
BH6-F1	**99**
BH6-F2	**99**
BH6-F3	**97**
BH6-F4	**95**
BH6-F12	**93**
BH6-H7	**104**
BH6-H8	**104**
BH6-PNA	**102**
BH6-SC4	**101**
BH7	**105**
BH9	**134**
BH9-10	**134**
BH-9-12	**91**, **107**
BH-9-12-R	**91**, **107**
BH10	**134**
BH11	**105**
BH12	**105**
BH15	**133**
BH16	**133**
BHE-1-2	**91**, **107**
BH-F12	**91**, **107**
BH-F12-R	**91**, **107**
BH-H7	**91**, **107**
BH-PNA	**102**
BKA Series	**131**
BKB Series	**131**
BKC100	**129**
BKC200	**129**
BKCC	**131**
BKCP	**131**
BKF100-4	**130**
BKF100-6	**130**
BKH Series	**131**
BKL Series	**130**, **131**
BKP10063	**130**
BKP10094	**130**
BKP20125	**130**
BKP20188	**130**
BKT Series	**131**
BKW063	**130**
BKW094	**130**
BKW125	**130**
BKW188	**130**
BKYH Series	**131**
BKYT Series	**131**
BL1	**108**
BL2	**109**
BL3-8	**109**
BL3-12	**109**
BL3-16	**109**
BL3-20	**109**
BL-24-2	**108**
BL-24-4	**108**
BL-24-4C	**108**
BL-32-4	**108**
BL1400	**54**
BL1400-C442	**86**
BL1400-DH	**103**
BL1400-PNA	**102**
BL1400-SC4	**101**
BL1400-SS4	**54**, **55**
BL1410	**54**
BL1410-C442	**86**
BL1410-DH	**103**
BL1410-PNA	**102**
BL1410-SC4	**101**
BL1420	**54**
BL1420-C442	**86**
BL1420-DH	**103**
BL1420-PNA	**102**
BL1420-SC4	**101**
BL1425-C442	**86**
BL1425-DH	**103**
BL1430-C442	**86**
BL1430-DH	**103**
BL1440	**54**
BL1440-C442	**86**
BL1450	**54**
BL1450-C442	**86**
BL1460	**54**
BL1470	**54**
BL1480	**54**
BL1490	**54**
BM1	**48**
BM1M	**48**
BM2	**48**
BM3	**46**
BM3M	**47**
BM5	**133**
BMB1	**43**
BN1	**132**
BN-4	**132**
BN-6	**132**
BP-8	**50**
BP-8-4T	**50**
BP-8-A5	**68**
BP-8-A28	**70**
BP-8-B1	**39**, **40**
BP-8-C1	**87**
BP-8-C2	**87**
BP-8-D3	**63**
BP-8-D4	**63**
BP-8-E-2-4	**80**

Catalog No.	Page
BP-8-E-5-8	80
BP-8-E-9-12	80
BP-8-F13	93
BP-8-H7	44
BP-8-P-8	51
BP-8-P-12	51
BP-8-P-16	51
BP8-PNA	102
BP8-S18	65
BP8-S18-MC3	65
BP8-S18S	65
BP8-S18S-MC3	65
BP8-S18-U24	90
BP8-S18-U24-MC3	90
BP8-S18-U58	90
BP8-S18-U58-MC3	90
BP8-S18-W2	65
BP8-S18-W2-MC3	65
BP8-S18-W6	65
BP8-S18-W6-MC3	65
BP8-SC4	101
BP-8-U-2-4	83
BP-8-U-5-8	83
BP-8-U-9-12	83
BP-8-W2	57
BP-8-W6	57
BP-12	50
BP-12-4T	50
BP-12-A5	68
BP-12-A28	70
BP-12-B1	39, 40
BP-12-C1	87
BP-12-C2	87
BP-12-D3	63
BP-12-D4	63
BP-12-E-2-4	80
BP-12-E-5-8	80
BP-12-E-9-12	80
BP-12-F13	93
BP-12-H7	44
BP-12-P-12	51
BP-12-P-16	51
BP12-PNA	102
BP12-S18	65
BP12-S18-MC3	65
BP12-S18S	65
BP12-S18S-MC3	65
BP12-S18-U24	90
BP12-S18-U24-MC3	90
BP12-S18-U58	90
BP12-S18-U58-MC3	90
BP12-S18-W2	65
BP12-S18-W2-MC3	65
BP12-S18-W6	65
BP12-S18-W6-MC3	65
BP12-SC4	101
BP-12-U-2-4	83
BP-12-U-5-8	83
BP-12-U-9-12	83
BP-12-W2	57
BP-12-W6	57
BP-16	50
BP-16-4T	50
BP-16-A5	68
BP-16-A28	70
BP-16-B1	39, 40
BP-16-C1	87
BP-16-C2	87
BP-16-D4	63
BP-16-E-2-4	80
BP-16-E-5-8	80
BP-16-E-9-12	80
BP-16-F13	93
BP-16-P-16	51
BP16-PNA	102
BP16-S18	65
BP16-S18-MC3	65
BP16-S18S	65
BP16-S18S-MC3	65
BP16-S18-U24	90
BP16-S18-U24-MC3	90
BP16-S18-U58	90
BP16-S18-U58-MC3	90
BP16-S18-W2	65
BP16-S18-W2-MC3	65
BP16-S18-W6	65
BP16-S18-W6-MC3	65
BP-16-U-2-4	83
BP-16-U-5-8	83
BP-16-U-9-12	83
BP-16-W2	57
BP-16-W6	57
BPC-8	51
BPC-12	51
BPC-16	51
BPC-20	51
BPC-24	51
BPC-32	51
BPC-40	51
BPC-48	51
BPC-56	51
BPC-64	51
BPNA	102
BR-8-T	125
BR-12-T	125
BR-16-3W	125
BR-20-4T	125
BR-20-T	125
BR-24-4W	125
BR-32-4T	125
BR-32-4T-A6	126
BR-32-4T-C1	127
BR-32-4T-U-2-4	126
BR-32-4T-U-5-8	126
BR-32-4T-U-9-12	126
BR-32-4T-W2	126
BR-32-4W	125
BR-32-T	125
BR-64-4T	125
BRC1	46
BRC2	46
BRC3	59
BRC3-E-2-4	89
BRC3-E-5-8	89
BRC3-E-9-12	89
BRC3-F1	100
BRC3-F2	100
BRC3-W2	59
BRC3-W6	59
BRC4	45, 46
BRC5-1	60
BRC5-2	60
BRC5-3	60
BRC6M	45
BRC6M-1	45
BRC51-C2	88
BRC51-C442	85
BRC51-E12	81
BRC51-E24	81
BRC51-E58	81
BRC51-E912	81
BRC51-F3	98
BRC51-F4	96
BRC51-S18	66
BRC51-S18S	66
BRC51-S18-U24	90
BRC51-S18-U58	90
BRC51-S18-W2	66
BRC51-S18-W6	66
BRC51-SC4	101
BRC51-U24	82
BRC51-U58	82
BRC51-U912	82
BRC51-W2	60
BRC51-W6	60
BRC52-C2	88
BRC52-C442	85
BRC52-E12	81
BRC52-E24	81
BRC52-E58	81
BRC52-E912	81
BRC52-F3	98
BRC52-F4	96
BRC52-SC4	101
BRC52-U24	82
BRC52-U58	82
BRC52-U912	82
BRC52-W2	60
BRC52-W6	60
BRC53-C2	88
BRC53-C442	85
BRC53-E12	81
BRC53-E24	81
BRC53-E58	81
BRC53-E912	81
BRC53-F3	98
BRC53-F4	96
BRC53-S18	66
BRC53-S18S	66
BRC53-S18-U24	90
BRC53-S18-U58	90
BRC53-S18-W2	66
BRC53-S18-W6	66
BRC53-SC4	101
BRC53-U24	82
BRC53-U58	82
BRC53-U912	82
BRC53-W2	60
BRC53-W6	60
BRCJ	45
BRS-32	125
BRS-32A	125
BRS-64A	125
BSC4	101
BU-2-4	82
BU-2-4-S	82
BU-2-4-S-AS	84
BU-5-8	82
BU-5-8-S	82
BU-5-8-S-AS	84
BU-9-12	82
BU-9-12-S	82
BU-9-12-S-AS	84
BW2	56
BW2-CT2	127
BW2S	56
BW4	56
BW6	56
BW6-CT2	127
BW6S	56
BW-8	56
BW-12	56
BW-16	56
BW-20	56
BWHS-9	48, 134
BWHS-9D	48, 134
BX2	61
BX4	44
BX4-C1	88
BX4-C2	88

Index

Catalog No.	Page
BX4-E-2-4	**81**
BX4-E-5-8	**81**
BX4-E-9-12	**81**
BX4-F3	**98**
BX4-F4	**95**
BX4-F13	**94**
BX4-H7	**44**
BX4M	**44**, **48**
BX4M-A28	**70**
BX4M-C1	**88**
BX4M-C2	**88**
BX4MD	**44**, **48**
BX4M-E-2-4	**81**
BX4M-E-5-8	**81**
BX4M-E-9-12	**81**
BX4M-F3	**98**
BX4M-F4	**95**
BX4M-F13	**94**
BX4M-H7	**44**
BX4M-PNA	**102**
BX4M-SC4	**101**
BX4M-U-2-4	**85**
BX4M-U-5-8	**85**
BX4M-U-9-12	**85**
BX4M-W2	**58**
BX4M-W6	**58**
BX4-PNA	**102**
BX4-U-2-4	**85**
BX4-U-5-8	**85**
BX4-U-9-12	**85**
BX4-W2	**58**
BX4-W6	**58**
BX5	**47**
BX6	**61**
BX-8	**58**
BX-8B	**58**
BX9	**61**
BX-18	**58**
BX24	**61**
BX82	**46**
BXL-67	**61**
BXL-89	**61**
BXL-1011	**61**
BXL-1214	**61**
BXL-1519	**61**
BXL-2024	**61**
BXL-2530	**61**
BXM-67	**61**
BXM-89	**61**
BXM-1011	**61**
BXM-1214	**61**
BXM-1519	**61**
BXM-2024	**61**
BXM-2530	**61**
BXS-67	**61**
BXS-89	**61**
BXS-1011	**61**
BXS-1214	**61**
BXS-1519	**61**
BXS-2024	**61**
BXS-2530	**61**

M

Catalog No.	Page
MSQN1/4	**134**

S

Catalog No.	Page
SHHMS 1/4 x 1/2	**134**
SRHMS 1/4 x 3/8	**70**

U.S. Customer Service Center is staffed Monday through Friday from 7 a.m. to 5:00 p.m. Central Standard Time.

For more information, visit Eaton.com/fasteners

Eaton
509 West Monroe Street
Highland, IL 62249
United States
Phone: (800) 851-7415

Eaton
5925 McLaughlin Road
Mississauga, ON L5R 1B8
Canada
Phone: (800) 569-3660

Powering Business Worldwide

Eaton
1000 Eaton Boulevard
Cleveland, OH 44122
United States
Eaton.com

© 2026 Eaton
All Rights Reserved

Printed in USA
Publication No. CA306002EN
September 2026

B-Line Division
509 West Monroe Street
Highland, IL 62249
800-851-7415
Eaton.com

Eaton is a registered trademark.

All other trademarks are property of their respective owners.

Follow us on social media to get the latest product and support information.