LIGHT LABORATORY INC.
8165 E Kaiser Blvd. Anaheim, CA 92808
www.lightlaboratory.com

NVLAP TESTING
NVLAP LAB CODE 200927-0

Report No: L112211315 **Issue Date: 11/22/2022**

Report Prepared For: FX Luminaire / Lumascape
1940 Diamond Street

Model Number: PS-6LED-FW-wf / sDRM8-6LED-WF-WT

Test: Photometric/Colorimetric/Electrical Test

Standards Used: Appropriate part or all test guidelines were used for test performed:

IESNA LM79: 2019 Approved Methods for Electrical and Photometric Measurements of Solid-State Lighting Products

ANSI NEMA ANSLG C78.377: 2017 Specification of the Chromaticity of Solid State Lighting Products

ANSI C82.77-10:2014: Harmonic Emission Limits-Related Quality Requirements for Lighting Equipment

Description of Sample: Client submitted the sample. Received in working and undamaged condition. No modifications were necessary.

Special Test Condition: Fixture is tested with no special conditions.

Date of Tests: 11/22/22

Seasoning of Sample: No seasoning was performed in accordance with IESNA LM-79.

Equipment List

Equipment Used	Model No	Stock No	Calibration Due Date
Chroma Programmable AC Source	61604	PS-AC02	--
Yokogawa Digital Power Meter	WT210	MT-EL06-S4	4/7/23
HP Power Supply	6032A	PS-DC05-S2	--
Fluke Digital Thermometer	52K/J	MT-TP05	3/17/23
LLI Type C Goniophotometer System	RMG-C-MKII	CD-LL04-GC	--
LLI 2M Sphere	2MR97	CD-SN03-S2	--
LLI Spectroradiometer	SPR-3000	MT-SC01-S2	Before Use

LIGHT LABORATORY INC.
8165 E Kaiser Blvd. Anaheim, CA 92808
www.lightlaboratory.com

NVLAP TESTING
NVLAP LAB CODE 200927-0

General Information	
Manufacturer:	FX Luminaire / Lumascape
Model Number:	PS-6LED-FW-wf / sDRM8-6LED-WF-WT
Driver Model Number:	N/A

Test Summary	
Total Lumens:	536.00
Efficacy:	69.34
Color Redering Index:	83.0
Correlated Color Temperature:	2608
Input Voltage (VAC/60Hz):	12.00
Input Current (Amp):	0.7733
Input Power (W):	7.73
Input Power Factor:	0.8334
Current ATHD (%):	51.8%

Test Condition	
Ambient Temperature (°C):	25.0
Stabilization Time (Hours):	1:25
Total Operating Time (Hours):	2:00



FIG. 1 LUMINAIRE

LIGHT LABORATORY INC.
8165 E Kaiser Blvd. Anaheim, CA 92808
www.lightlaboratory.com

Report No: L112211315

NVLAP TESTING
NVLAP LAB CODE 200927-0

Colorimetry Test Results

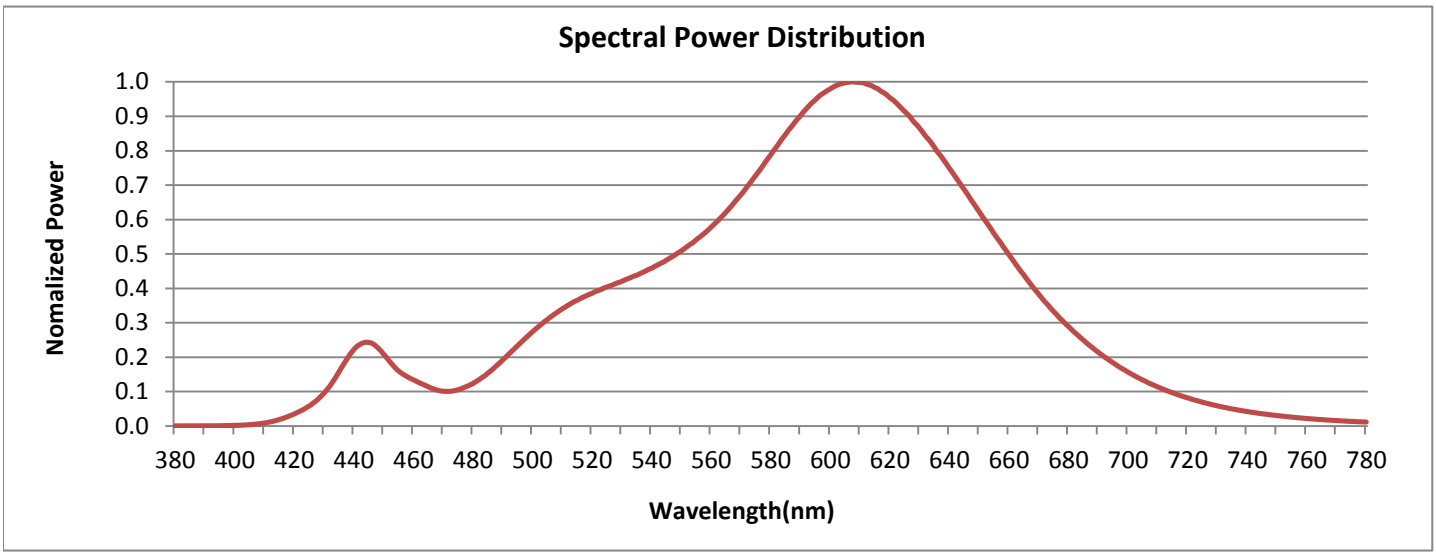

CRI & CCT

x	0.4722
y	0.4202
u'	0.2661
v'	0.5328
CRI	83.00
CCT	2608
Duv	0.00255

R Values

R1	80.79
R2	90.51
R3	97.31
R4	82.90
R5	81.98
R6	91.27
R7	82.32
R8	56.87
R9	6.37
R10	80.02
R11	83.95
R12	79.59
R13	82.80
R14	99.10
R15	71.64

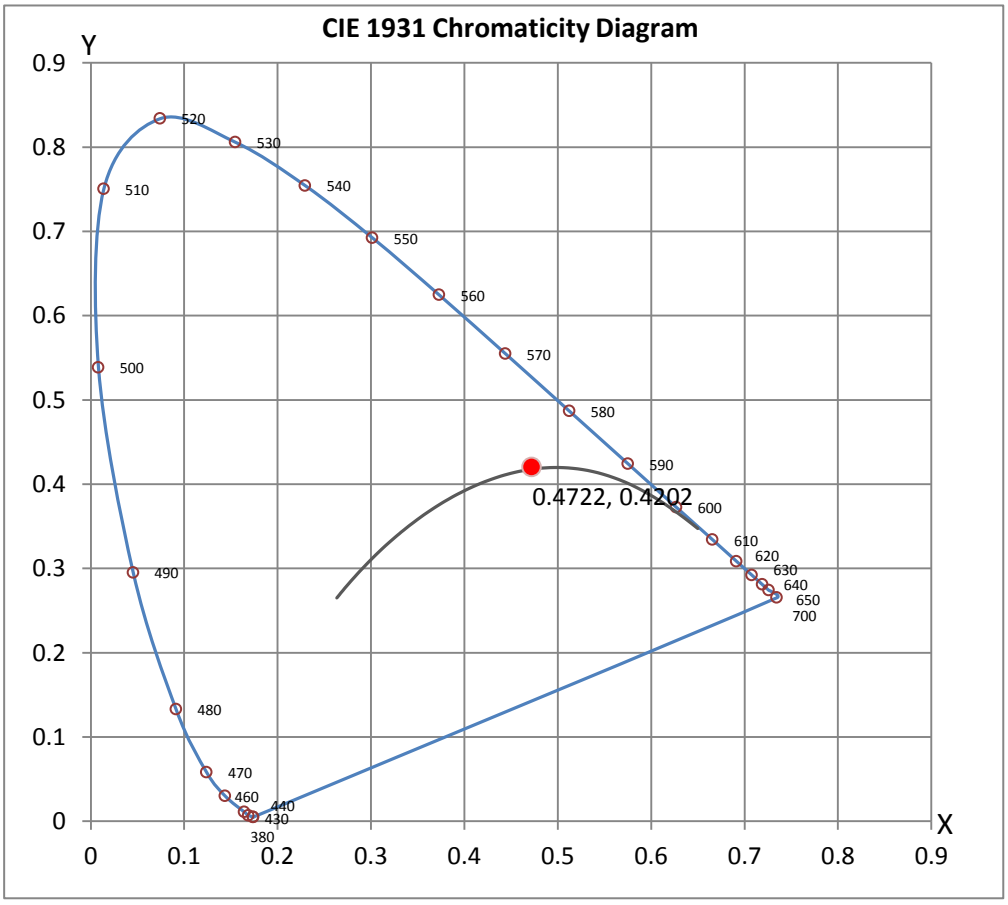

LIGHT LABORATORY INC.
8165 E Kaiser Blvd. Anaheim, CA 92808
www.lightlaboratory.com

NVLAP TESTING
NVLAP LAB CODE 200927-0

Test Methods

Photometric Measurements - Goniophotometer

A Custom Light Laboratory Type C Rotating Mirror Goniophotometer was used to measure candelas(intensity) at each angle of distribution as defined by IESNA for the appropriate fixture type.

Ambient temperature is set to 25°C and is measured from the center of the fixture, within 1ft from the outside of the fixture. Temperature is maintained at 25°C throughout the testing process and the sample is stabilized for at least 30mins and longer as necessary for the sample to achieve stabilization.

Electrical measurements are measured using the listed equipment.

Spectral Measurements - Integrating Sphere

A Sensing Spectroradiometer SPR-3000, in conjunction with Light Laboratory 2 meter integrating sphere was used to measure chromaticity coordinates, correlated color temperature(CCT) and the color rendering index(CRI) for each sample.

Ambient temperature is set to 25°C and is measured from the center of the fixture, within 1ft from the outside of the fixture. Temperature is maintained at 25°C throughout the testing process and the sample is stabilized for at least 30mins and longer as necessary for the sample to achieve stabilization.

Electrical measurements are measured using the listed equipment.

Disclaimers:

The results related only to the samples as received and tested. This report must not be used by the customer to claim product certification, approval or endorsement by NVLAP, NIST or any agency of the Federal Government.

Report Prepared by : Kunjan Modi

Test Report Reviewed by:

Steve Kang
Quality Assurance

**Attached are photometric data reports.*

LIGHT LABORATORY INC.
8165 E. Kaiser Blvd. Anaheim, CA 92808
www.lightlaboratory.com

Photometric Test Report

IES FLOOD REPORT
PHOTOMETRIC FILENAME : L112211315.IES

DESCRIPTIVE INFORMATION (From Photometric File)

IESNA:LM-63-2002
[TEST] L112211315
[TESTLAB] LIGHT LABORATORY, INC. (www.lightlaboratory.com)
[ISSUEDATE] 11/22/2022
[MANUFAC] FX Luminaire / Lumascape
[LUMCAT] PS-6LED-FW-wf / sDRM8-6LED-WF-WT
[LUMINAIRE] Lumiled, 6LED, 2700K, Wide Flood (60Â°)
[BALLASTCAT] N/A
[OTHER] INDICATING THE CANDELA VALUES ARE ABSOLUTE AND
[MORE] SHOULD NOT BE FACTORED FOR DIFFERENT LAMP RATINGS.
[INPUT] 12 VAC
[TEST PROCEDURE] IESNA:LM-79-08

Note: Candela values converted from Type-C to Type-B

CHARACTERISTICS

NEMA Type	5 H x 5 V
Maximum Candela	610
Maximum Candela Angle	-7H -3V
Horizontal Beam Angle (50%)	49.8
Vertical Beam Angle (50%)	51.1
Horizontal Field Angle (10%)	79.2
Vertical Field Angle (10%)	79.9
Lumens Per Lamp	N.A. (absolute)
Total Lamp Lumens	N.A. (absolute)
Beam Lumens	313
Beam Efficiency	N.A.
Field Lumens	432
Field Efficiency	N.A.
Spill Lumens	104
Luminaire Lumens	536
Total Efficiency	N.A.
Total Luminaire Watts	7.73
Ballast Factor	1.00

Photometric Toolbox® Copyright 2002-2019 by Lighting Analysts, Inc.
Calculations based on published IES Methods and recommendations, values rounded for display purposes.
Results derived from content of manufacturers photometric file.

IES FLOOD REPORT
PHOTOMETRIC FILENAME : L112211315.IES

AXIAL CANDELA

DEG.	HOR.	DEG.	VERT.
90	0	90	0
85	5	85	5
75	14	75	14
65	23	65	23
55	28	55	28
47.5	35	47.5	35
42.5	43	42.5	43
37.5	79	37.5	79
33	130	33	130
29	210	29	210
25.5	312	25.5	312
22.5	417	22.5	417
19.5	505	19.5	505
17	552	17	552
15	578	15	578
13	595	13	595
11	604	11	604
9	609	9	609
7	610	7	610
5	610	5	610
3	610	3	610
1	610	1	610
0	610	0	610
-1	610	-1	610
-3	610	-3	610
-5	610	-5	610
-7	610	-7	610
-9	609	-9	609
-11	604	-11	604
-13	595	-13	595
-15	578	-15	578
-17	552	-17	552
-19.5	505	-19.5	505
-22.5	417	-22.5	417
-25.5	312	-25.5	312
-29	210	-29	210
-33	130	-33	130
-37.5	79	-37.5	79
-42.5	43	-42.5	43
-47.5	35	-47.5	35
-55	28	-55	28
-65	23	-65	23
-75	14	-75	14
-85	5	-85	5
-90	0	-90	0

Photometric Toolbox® Copyright 2002-2019 by Lighting Analysts, Inc.
Calculations based on published IES Methods and recommendations, values rounded for display purposes.
Results derived from content of manufacturers photometric file.

IES FLOOD REPORT
PHOTOMETRIC FILENAME : L112211315.IES

AXIAL CANDELA DISPLAY

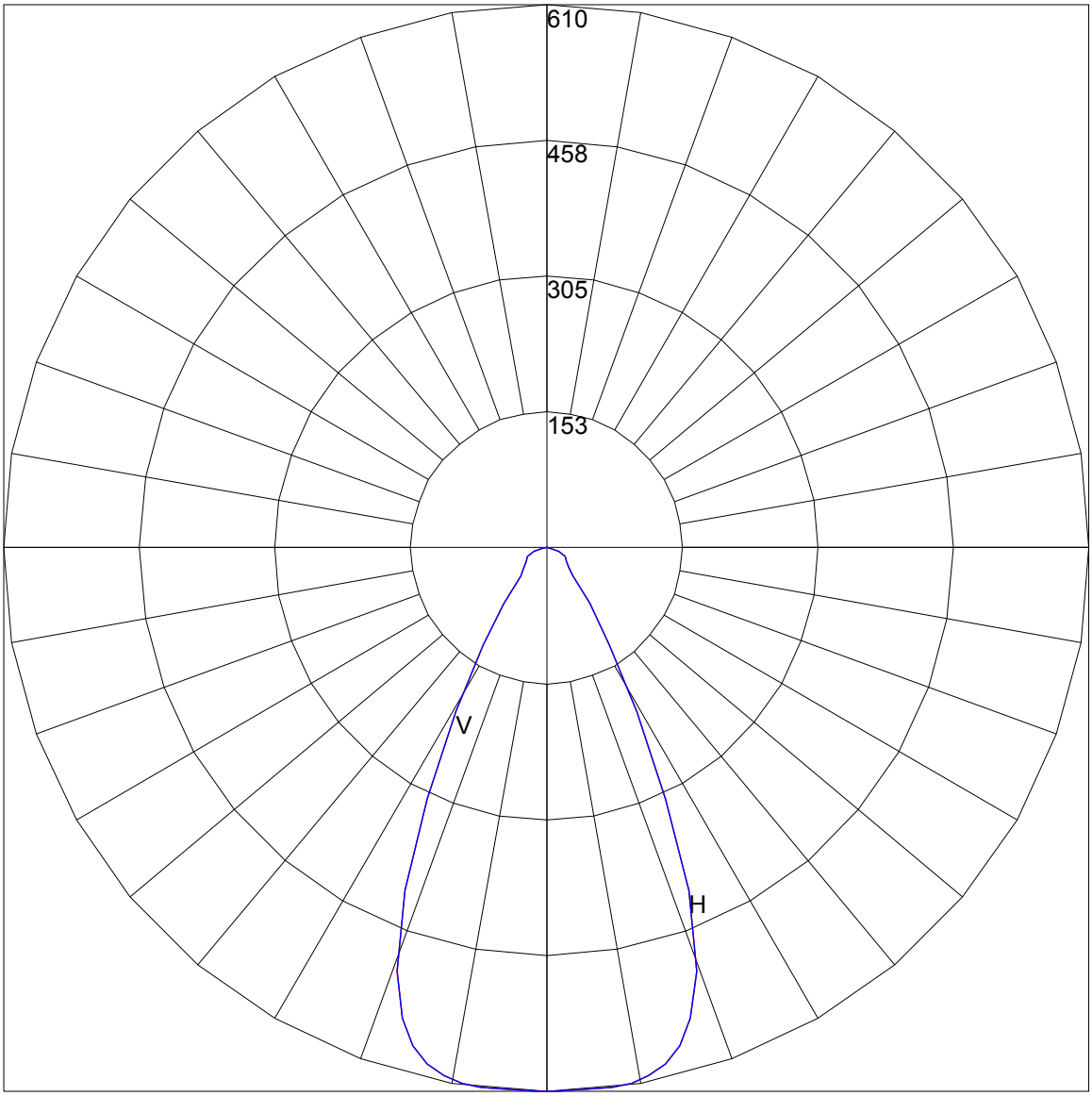

Maximum Candela = 610 Located At Horizontal Angle =-7, Vertical Angle =-3
H - Horizontal Axial Candela
V - Vertical Axial Candela

Photometric Toolbox® Copyright 2002-2019 by Lighting Analysts, Inc.
Calculations based on published IES Methods and recommendations, values rounded for display purposes.
Results derived from content of manufacturers photometric file.

IES FLOOD REPORT
PHOTOMETRIC FILENAME : L112211315.IES

ISOCANDELA CURVES

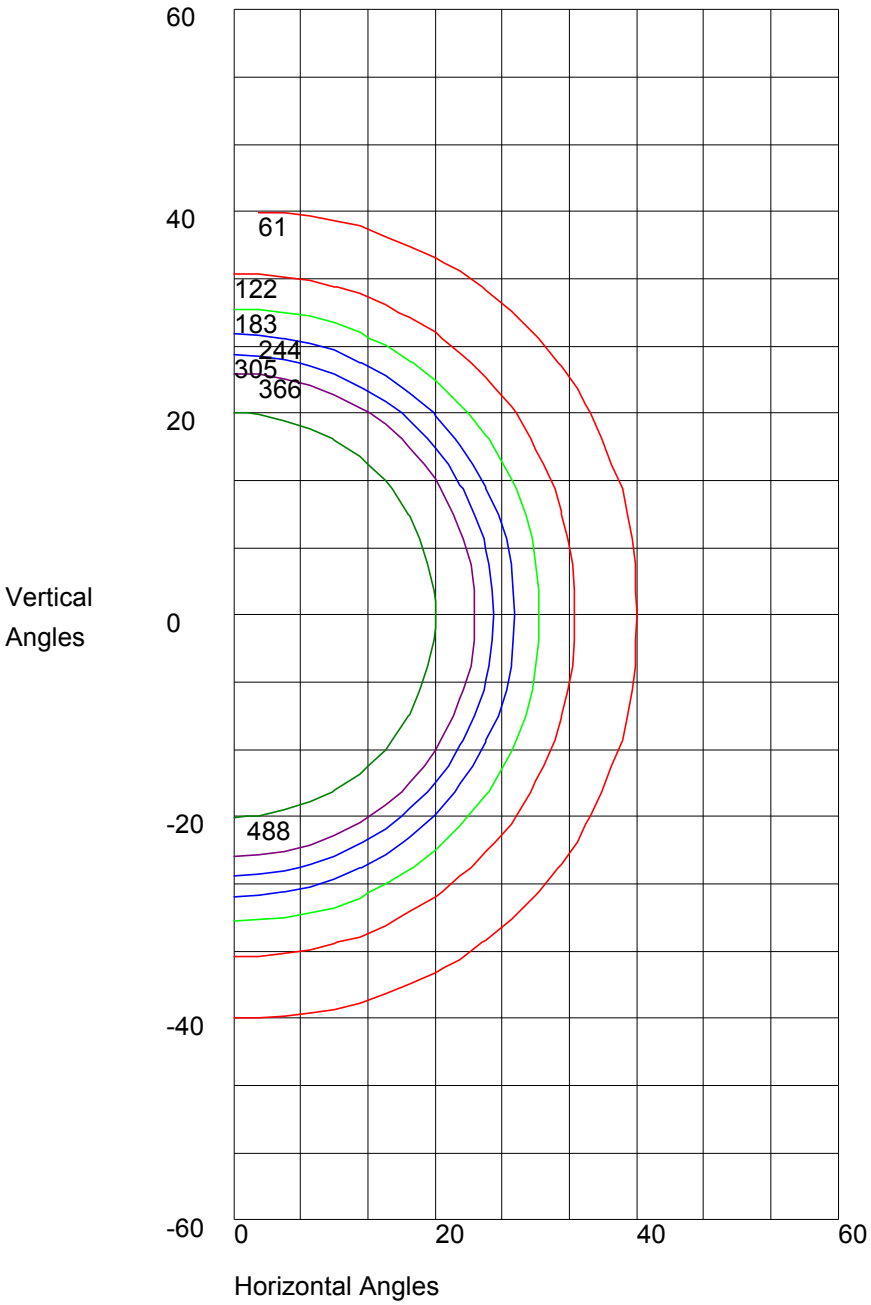

Maximum Candela = 610 Located At Horizontal Angle =-7, Vertical Angle =-3
50% Maximum Candela = 305
10% Maximum Candela = 61

Photometric Toolbox® Copyright 2002-2019 by Lighting Analysts, Inc.
Calculations based on published IES Methods and recommendations, values rounded for display purposes.
Results derived from content of manufacturers photometric file.

LIGHT LABORATORY INC.
8165 E Kaiser Blvd. Anaheim, CA 92808
www.lightlaboratory.com

NVLAP TESTING
NVLAP LAB CODE 200927-0

Report No: L112211314 **Issue Date: 11/22/2022**

Report Prepared For: FX Luminaire / Lumascape
1940 Diamond Street

Model Number: PS-3LED-FW-wf / sDRM8-3LED-WF-WT

Test: Photometric/Colorimetric/Electrical Test

Standards Used: Appropriate part or all test guidelines were used for test performed:

IESNA LM79: 2019 Approved Methods for Electrical and Photometric Measurements of Solid-State Lighting Products

ANSI NEMA ANSLG C78.377: 2017 Specification of the Chromaticity of Solid State Lighting Products

ANSI C82.77-10:2014: Harmonic Emission Limits-Related Quality Requirements for Lighting Equipment

Description of Sample: Client submitted the sample. Received in working and undamaged condition. No modifications were necessary.

Special Test Condition: Fixture is tested with no special conditions.

Date of Tests: 11/22/22

Seasoning of Sample: No seasoning was performed in accordance with IESNA LM-79.

Equipment List

Equipment Used	Model No	Stock No	Calibration Due Date
Chroma Programmable AC Source	61604	PS-AC02	--
Yokogawa Digital Power Meter	WT210	MT-EL06-S4	4/7/23
HP Power Supply	6032A	PS-DC05-S2	--
Fluke Digital Thermometer	52K/J	MT-TP05	3/17/23
LLI Type C Goniophotometer System	RMG-C-MKII	CD-LL04-GC	--
LLI 2M Sphere	2MR97	CD-SN03-S2	--
LLI Spectroradiometer	SPR-3000	MT-SC01-S2	Before Use

LIGHT LABORATORY INC.
8165 E Kaiser Blvd. Anaheim, CA 92808
www.lightlaboratory.com

NVLAP TESTING
NVLAP LAB CODE 200927-0

General Information	
Manufacturer:	FX Luminaire / Lumascape
Model Number:	PS-3LED-FW-wf / sDRM8-3LED-WF-WT
Driver Model Number:	N/A

Test Summary	
Total Lumens:	293.00
Efficacy:	75.91
Color Redering Index:	83.4
Correlated Color Temperature:	2622
Input Voltage (VAC/60Hz):	12.00
Input Current (Amp):	0.3557
Input Power (W):	3.86
Input Power Factor:	0.9110
Current ATHD (%):	39.7%

Test Condition	
Ambient Temperature (°C):	25.0
Stabilization Time (Hours):	0:45
Total Operating Time (Hours):	1:10



FIG. 1 LUMINAIRE

LIGHT LABORATORY INC.
8165 E Kaiser Blvd. Anaheim, CA 92808
www.lightlaboratory.com

Report No: L112211314

NVLAP TESTING
NVLAP LAB CODE 200927-0

Colorimetry Test Results

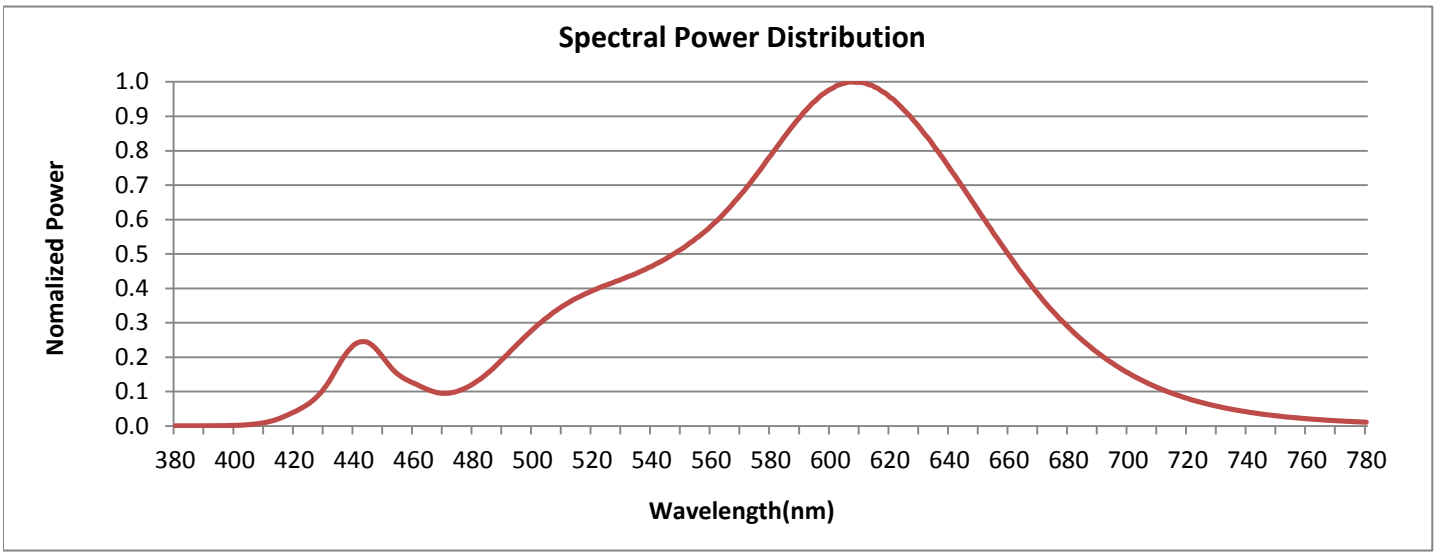

CRI & CCT

x	0.4715
y	0.4208
u'	0.2654
v'	0.5329
CRI	83.40
CCT	2622
Duv	0.00281

R Values

R1	81.12
R2	90.43
R3	97.78
R4	83.59
R5	82.32
R6	91.20
R7	82.82
R8	57.60
R9	7.38
R10	79.82
R11	84.81
R12	79.69
R13	83.02
R14	99.32
R15	71.96

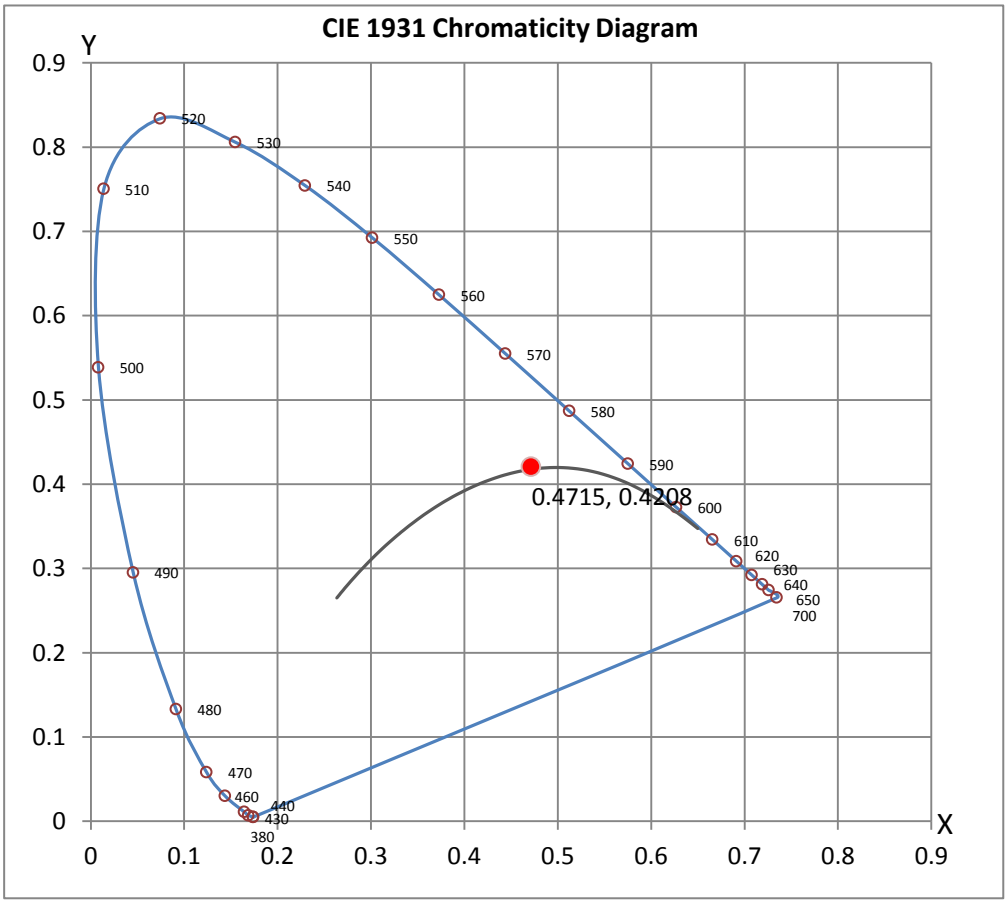

LIGHT LABORATORY INC.
8165 E Kaiser Blvd. Anaheim, CA 92808
www.lightlaboratory.com

NVLAP TESTING
NVLAP LAB CODE 200927-0

Test Methods

Photometric Measurements - Goniophotometer

A Custom Light Laboratory Type C Rotating Mirror Goniophotometer was used to measure candelas(intensity) at each angle of distribution as defined by IESNA for the appropriate fixture type.

Ambient temperature is set to 25°C and is measured from the center of the fixture, within 1ft from the outside of the fixture. Temperature is maintained at 25°C throughout the testing process and the sample is stabilized for at least 30mins and longer as necessary for the sample to achieve stabilization.

Electrical measurements are measured using the listed equipment.

Spectral Measurements - Integrating Sphere

A Sensing Spectroradiometer SPR-3000, in conjunction with Light Laboratory 2 meter integrating sphere was used to measure chromaticity coordinates, correlated color temperature(CCT) and the color rendering index(CRI) for each sample.

Ambient temperature is set to 25°C and is measured from the center of the fixture, within 1ft from the outside of the fixture. Temperature is maintained at 25°C throughout the testing process and the sample is stabilized for at least 30mins and longer as necessary for the sample to achieve stabilization.

Electrical measurements are measured using the listed equipment.

Disclaimers:

The results related only to the samples as received and tested. This report must not be used by the customer to claim product certification, approval or endorsement by NVLAP, NIST or any agency of the Federal Government.

Report Prepared by : Kunjan Modi

Test Report Reviewed by:

Steve Kang
Quality Assurance

**Attached are photometric data reports.*

LIGHT LABORATORY INC.
8165 E. Kaiser Blvd. Anaheim, CA 92808
www.lightlaboratory.com

Photometric Test Report

IES FLOOD REPORT
PHOTOMETRIC FILENAME : L112211314.IES

DESCRIPTIVE INFORMATION (From Photometric File)

IESNA:LM-63-2002
[TEST] L112211314
[TESTLAB] LIGHT LABORATORY, INC. (www.lightlaboratory.com)
[ISSUEDATE] 11/22/2022
[MANUFAC] FX Luminaire / Lumascape
[LUMCAT] PS-3LED-FW-wf / sDRM8-3LED-WF-WT
[LUMINAIRE] Lumiled, 3LED, 2700K, Wide Flood (60Â°)
[BALLASTCAT] N/A
[OTHER] INDICATING THE CANDELA VALUES ARE ABSOLUTE AND
[MORE] SHOULD NOT BE FACTORED FOR DIFFERENT LAMP RATINGS.
[INPUT] 12 VAC
[TEST PROCEDURE] IESNA:LM-79-08

Note: Candela values converted from Type-C to Type-B

CHARACTERISTICS

NEMA Type	5 H x 5 V
Maximum Candela	336
Maximum Candela Angle	-5H -3V
Horizontal Beam Angle (50%)	53.3
Vertical Beam Angle (50%)	53.8
Horizontal Field Angle (10%)	74.7
Vertical Field Angle (10%)	74.9
Lumens Per Lamp	N.A. (absolute)
Total Lamp Lumens	N.A. (absolute)
Beam Lumens	179
Beam Efficiency	N.A.
Field Lumens	240
Field Efficiency	N.A.
Spill Lumens	53
Luminaire Lumens	293
Total Efficiency	N.A.
Total Luminaire Watts	3.86
Ballast Factor	1.00

Photometric Toolbox® Copyright 2002-2019 by Lighting Analysts, Inc.
Calculations based on published IES Methods and recommendations, values rounded for display purposes.
Results derived from content of manufacturers photometric file.

IES FLOOD REPORT
PHOTOMETRIC FILENAME : L112211314.IES

AXIAL CANDELA

DEG.	HOR.	DEG.	VERT.
90	0	90	0
85	3	85	3
75	7	75	7
65	12	65	12
55	14	55	14
47.5	17	47.5	17
42.5	20	42.5	20
37.5	33	37.5	33
33	77	33	77
29	137	29	137
25.5	193	25.5	193
22.5	231	22.5	231
19.5	268	19.5	268
17	292	17	292
15	308	15	308
13	320	13	320
11	328	11	328
9	333	9	333
7	335	7	335
5	336	5	336
3	336	3	336
1	336	1	336
0	336	0	336
-1	336	-1	336
-3	336	-3	336
-5	336	-5	336
-7	335	-7	335
-9	333	-9	333
-11	328	-11	328
-13	320	-13	320
-15	308	-15	308
-17	292	-17	292
-19.5	268	-19.5	268
-22.5	231	-22.5	231
-25.5	193	-25.5	193
-29	137	-29	137
-33	77	-33	77
-37.5	33	-37.5	33
-42.5	20	-42.5	20
-47.5	17	-47.5	17
-55	14	-55	14
-65	12	-65	12
-75	7	-75	7
-85	3	-85	3
-90	0	-90	0

Photometric Toolbox® Copyright 2002-2019 by Lighting Analysts, Inc.

Calculations based on published IES Methods and recommendations, values rounded for display purposes.
Results derived from content of manufacturers photometric file.

IES FLOOD REPORT
PHOTOMETRIC FILENAME : L112211314.IES

AXIAL CANDELA DISPLAY

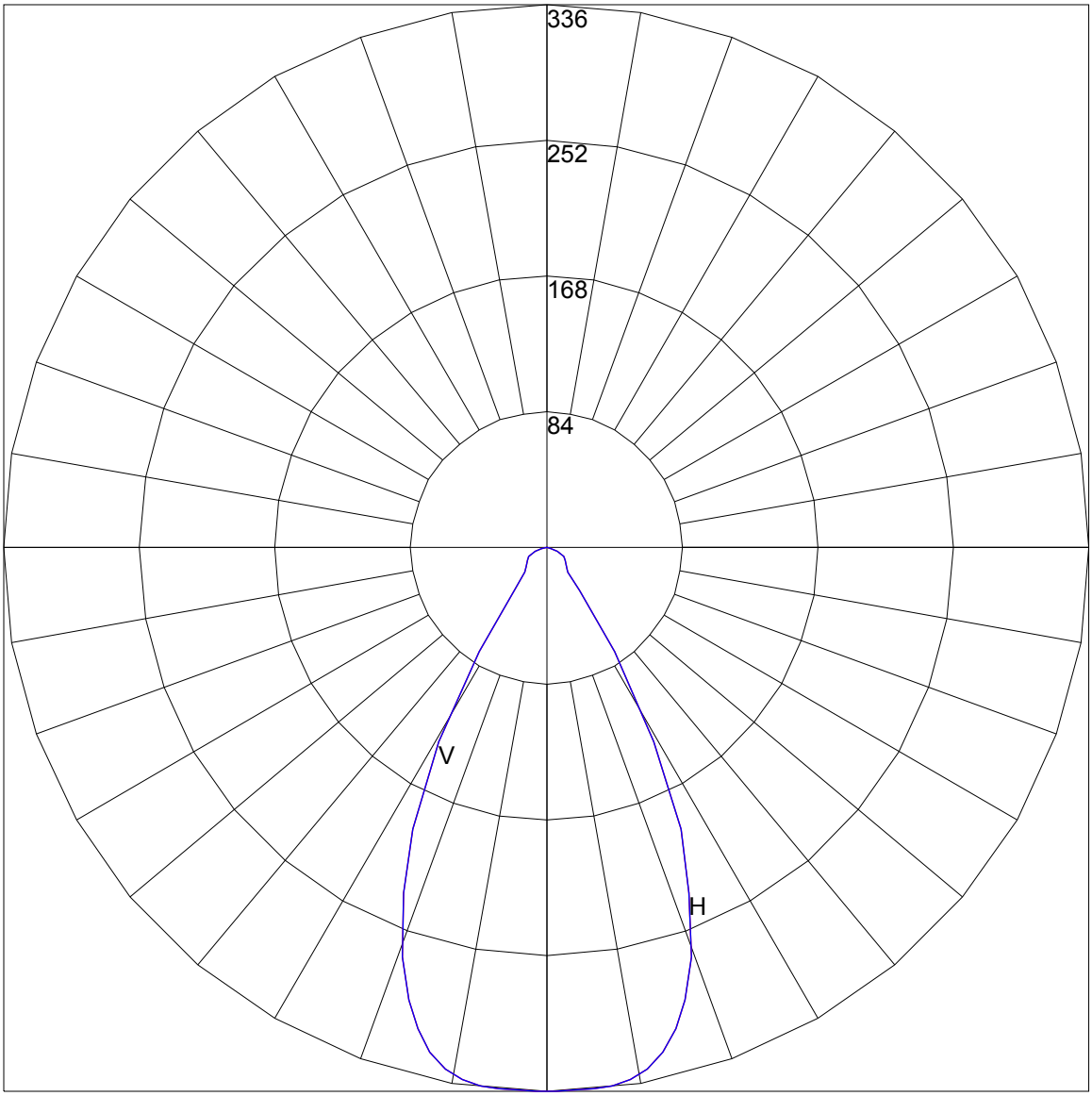

Maximum Candela = 336 Located At Horizontal Angle =-5, Vertical Angle =-3
H - Horizontal Axial Candela
V - Vertical Axial Candela

Photometric Toolbox® Copyright 2002-2019 by Lighting Analysts, Inc.

Calculations based on published IES Methods and recommendations, values rounded for display purposes.
Results derived from content of manufacturers photometric file.

IES FLOOD REPORT
PHOTOMETRIC FILENAME : L112211314.IES

ISOCANDELA CURVES

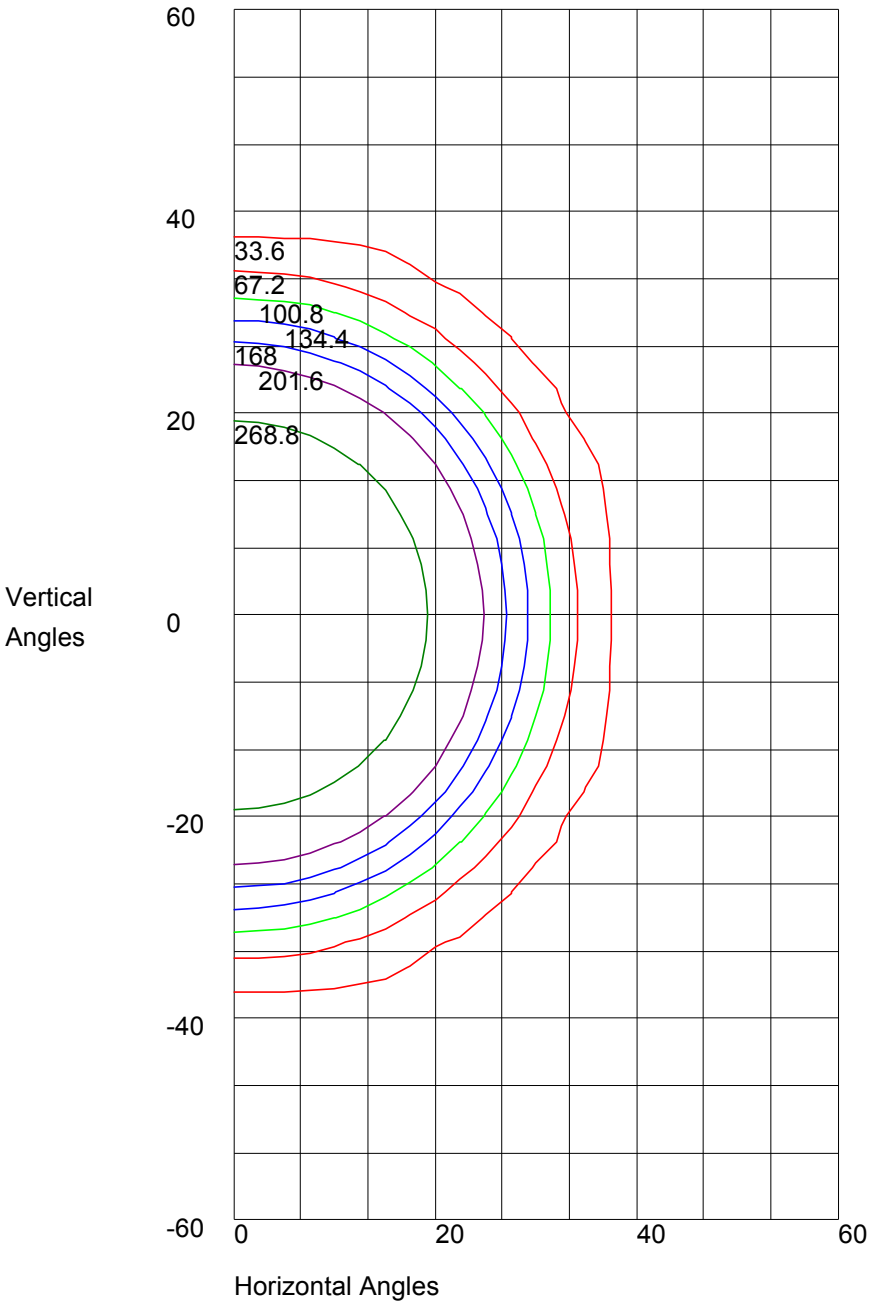

Maximum Candela = 336 Located At Horizontal Angle =-5, Vertical Angle =-3
50% Maximum Candela = 168
10% Maximum Candela = 33.6

Photometric Toolbox® Copyright 2002-2019 by Lighting Analysts, Inc.
Calculations based on published IES Methods and recommendations, values rounded for display purposes.
Results derived from content of manufacturers photometric file.

LIGHT LABORATORY INC.
8165 E Kaiser Blvd. Anaheim, CA 92808
www.lightlaboratory.com

NVLAP TESTING
NVLAP LAB CODE 200927-0

Report No: L112211316 **Issue Date: 11/22/2022**

Report Prepared For: FX Luminaire / Lumascape
1940 Diamond Street

Model Number: PS-9LED-FW-wf / sDRM8-9LED-WF-WT

Test: Photometric/Colorimetric/Electrical Test

Standards Used: Appropriate part or all test guidelines were used for test performed:

IESNA LM79: 2019 Approved Methods for Electrical and Photometric Measurements of Solid-State Lighting Products

ANSI NEMA ANSLG C78.377: 2017 Specification of the Chromaticity of Solid State Lighting Products

ANSI C82.77-10:2014: Harmonic Emission Limits-Related Quality Requirements for Lighting Equipment

Description of Sample: Client submitted the sample. Received in working and undamaged condition. No modifications were necessary.

Special Test Condition: Fixture is tested with no special conditions.

Date of Tests: 11/22/22

Seasoning of Sample: No seasoning was performed in accordance with IESNA LM-79.

Equipment List

Equipment Used	Model No	Stock No	Calibration Due Date
Chroma Programmable AC Source	61604	PS-AC02	--
Yokogawa Digital Power Meter	WT210	MT-EL06-S4	4/7/23
HP Power Supply	6032A	PS-DC05-S2	--
Fluke Digital Thermometer	52K/J	MT-TP05	3/17/23
LLI Type C Goniophotometer System	RMG-C-MKII	CD-LL04-GC	--
LLI 2M Sphere	2MR97	CD-SN03-S2	--
LLI Spectroradiometer	SPR-3000	MT-SC01-S2	Before Use

LIGHT LABORATORY INC.
8165 E Kaiser Blvd. Anaheim, CA 92808
www.lightlaboratory.com

NVLAP TESTING
NVLAP LAB CODE 200927-0

General Information	
Manufacturer:	FX Luminaire / Lumascape
Model Number:	PS-9LED-FW-wf / sDRM8-9LED-WF-WT
Driver Model Number:	N/A

Test Summary	
Total Lumens:	796.00
Efficacy:	70.28
Color Redering Index:	82.8
Correlated Color Temperature:	2611
Input Voltage (VAC/60Hz):	12.00
Input Current (Amp):	1.0330
Input Power (W):	11.33
Input Power Factor:	0.9087
Current ATHD (%):	38.4%

Test Condition	
Ambient Temperature (°C):	25.0
Stabilization Time (Hours):	0:50
Total Operating Time (Hours):	1:20



FIG. 1 LUMINAIRE

LIGHT LABORATORY INC.
8165 E Kaiser Blvd. Anaheim, CA 92808
www.lightlaboratory.com

Report No: L112211316

NVLAP TESTING
NVLAP LAB CODE 200927-0

Colorimetry Test Results

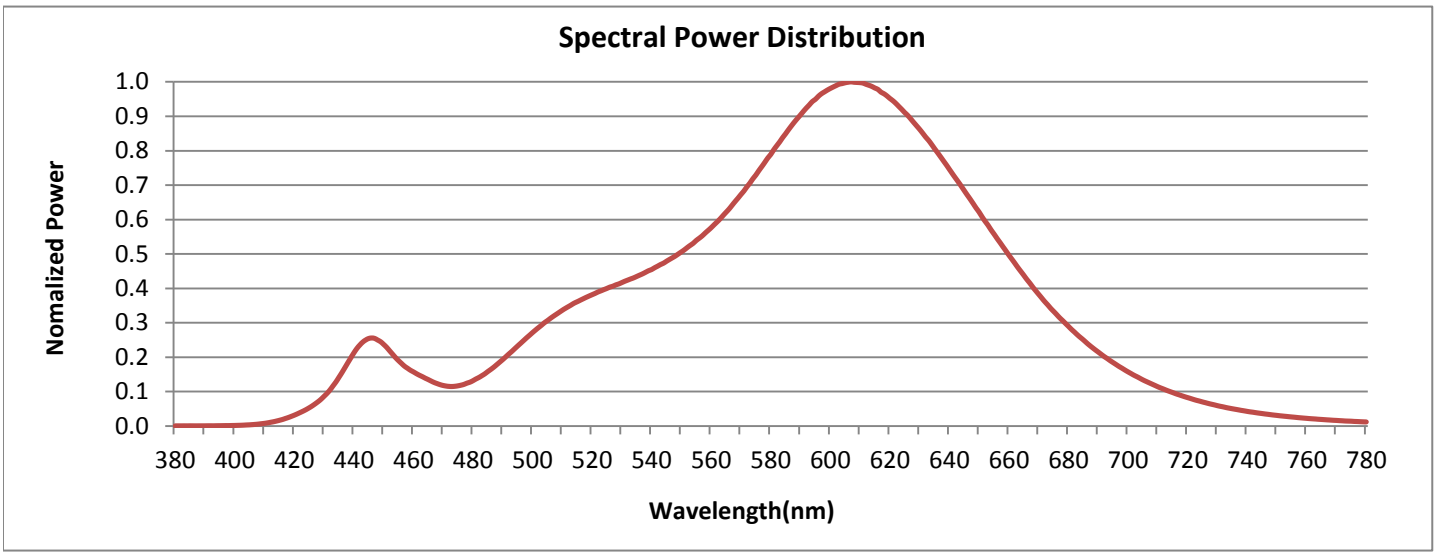

CRI & CCT

x	0.4703
y	0.4173
u'	0.2662
v'	0.5314
CRI	82.80
CCT	2611
Duv	0.00166

R Values

R1	80.85
R2	90.98
R3	96.49
R4	82.36
R5	82.09
R6	91.80
R7	81.68
R8	56.46
R9	6.30
R10	81.01
R11	83.29
R12	80.31
R13	83.03
R14	98.69
R15	71.84

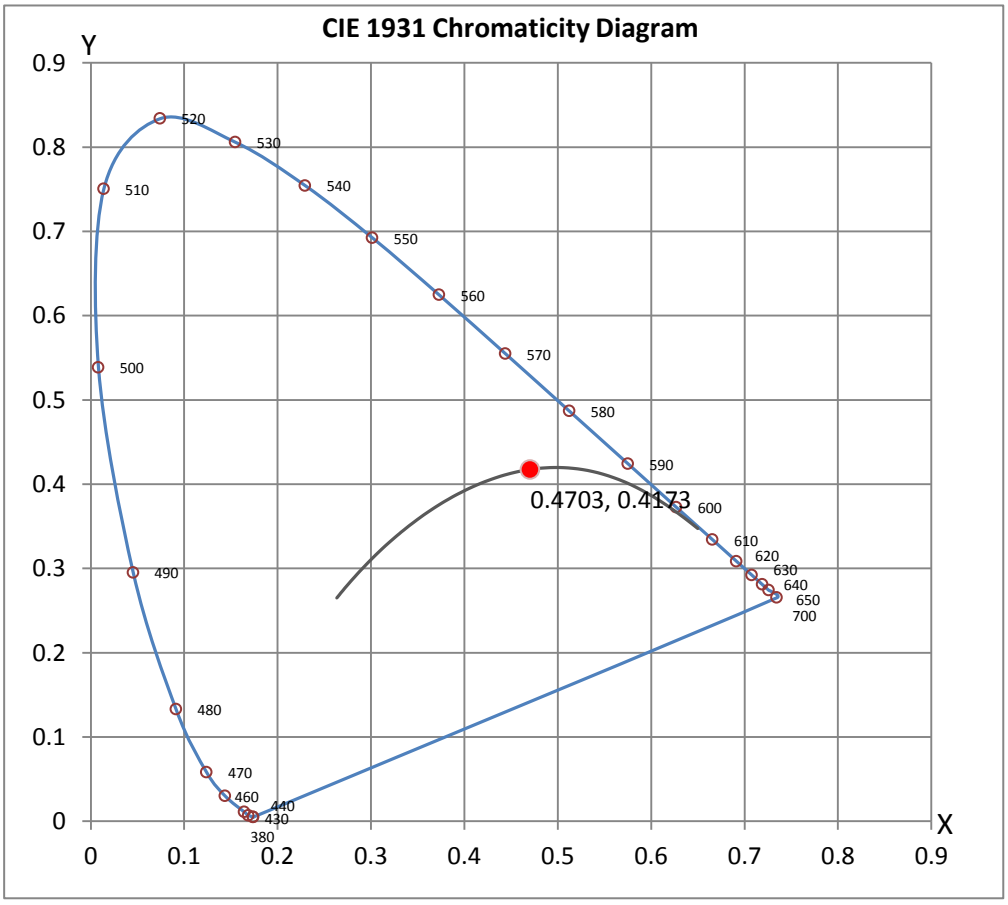

LIGHT LABORATORY INC.
8165 E Kaiser Blvd. Anaheim, CA 92808
www.lightlaboratory.com

NVLAP TESTING
NVLAP LAB CODE 200927-0

Test Methods

Photometric Measurements - Goniophotometer

A Custom Light Laboratory Type C Rotating Mirror Goniophotometer was used to measure candelas(intensity) at each angle of distribution as defined by IESNA for the appropriate fixture type.

Ambient temperature is set to 25°C and is measured from the center of the fixture, within 1ft from the outside of the fixture. Temperature is maintained at 25°C throughout the testing process and the sample is stabilized for at least 30mins and longer as necessary for the sample to achieve stabilization.

Electrical measurements are measured using the listed equipment.

Spectral Measurements - Integrating Sphere

A Sensing Spectroradiometer SPR-3000, in conjunction with Light Laboratory 2 meter integrating sphere was used to measure chromaticity coordinates, correlated color temperature(CCT) and the color rendering index(CRI) for each sample.

Ambient temperature is set to 25°C and is measured from the center of the fixture, within 1ft from the outside of the fixture. Temperature is maintained at 25°C throughout the testing process and the sample is stabilized for at least 30mins and longer as necessary for the sample to achieve stabilization.

Electrical measurements are measured using the listed equipment.

Disclaimers:

The results related only to the samples as received and tested. This report must not be used by the customer to claim product certification, approval or endorsement by NVLAP, NIST or any agency of the Federal Government.

Report Prepared by : Kunjan Modi

Test Report Reviewed by:

Steve Kang
Quality Assurance

**Attached are photometric data reports.*

LIGHT LABORATORY INC.
8165 E. Kaiser Blvd. Anaheim, CA 92808
www.lightlaboratory.com

Photometric Test Report

IES FLOOD REPORT
PHOTOMETRIC FILENAME : L112211316.IES

DESCRIPTIVE INFORMATION (From Photometric File)

IESNA:LM-63-2002
[TEST] L112211316
[TESTLAB] LIGHT LABORATORY, INC. (www.lightlaboratory.com)
[ISSUEDATE] 11/22/2022
[MANUFAC] FX Luminaire / Lumascape
[LUMCAT] PS-9LED-FW-wf / sDRM8-9LED-WF-WT
[LUMINAIRE] Lumiled, 9LED, 2700K, Wide Flood (60Â°)
[BALLASTCAT] N/A
[OTHER] INDICATING THE CANDELA VALUES ARE ABSOLUTE AND
[MORE] SHOULD NOT BE FACTORED FOR DIFFERENT LAMP RATINGS.
[INPUT] 12 VAC
[TEST PROCEDURE] IESNA:LM-79-08

Note: Candela values converted from Type-C to Type-B

CHARACTERISTICS

NEMA Type	5 H x 5 V
Maximum Candela	949
Maximum Candela Angle	0H 0V
Horizontal Beam Angle (50%)	49.7
Vertical Beam Angle (50%)	49.7
Horizontal Field Angle (10%)	80.8
Vertical Field Angle (10%)	80.8
Lumens Per Lamp	N.A. (absolute)
Total Lamp Lumens	N.A. (absolute)
Beam Lumens	443
Beam Efficiency	N.A.
Field Lumens	648
Field Efficiency	N.A.
Spill Lumens	147
Luminaire Lumens	796
Total Efficiency	N.A.
Total Luminaire Watts	11.32
Ballast Factor	1.00

Photometric Toolbox® Copyright 2002-2019 by Lighting Analysts, Inc.
Calculations based on published IES Methods and recommendations, values rounded for display purposes.
Results derived from content of manufacturers photometric file.

IES FLOOD REPORT
PHOTOMETRIC FILENAME : L112211316.IES

AXIAL CANDELA

DEG.	HOR.	DEG.	VERT.
90	0	90	0
85	7	85	7
75	21	75	21
65	33	65	33
55	42	55	42
47.5	56	47.5	56
42.5	74	42.5	74
37.5	124	37.5	124
33	196	33	196
29	310	29	310
25.5	444	25.5	444
22.5	587	22.5	587
19.5	723	19.5	723
17	800	17	800
15	848	15	848
13	883	13	883
11	906	11	906
9	926	9	926
7	937	7	937
5	943	5	943
3	947	3	947
1	948	1	948
0	949	0	949
-1	948	-1	948
-3	947	-3	947
-5	943	-5	943
-7	937	-7	937
-9	926	-9	926
-11	906	-11	906
-13	883	-13	883
-15	848	-15	848
-17	800	-17	800
-19.5	723	-19.5	723
-22.5	587	-22.5	587
-25.5	444	-25.5	444
-29	310	-29	310
-33	196	-33	196
-37.5	124	-37.5	124
-42.5	74	-42.5	74
-47.5	56	-47.5	56
-55	42	-55	42
-65	33	-65	33
-75	21	-75	21
-85	7	-85	7
-90	0	-90	0

Photometric Toolbox® Copyright 2002-2019 by Lighting Analysts, Inc.
Calculations based on published IES Methods and recommendations, values rounded for display purposes.
Results derived from content of manufacturers photometric file.

IES FLOOD REPORT
PHOTOMETRIC FILENAME : L112211316.IES

AXIAL CANDELA DISPLAY

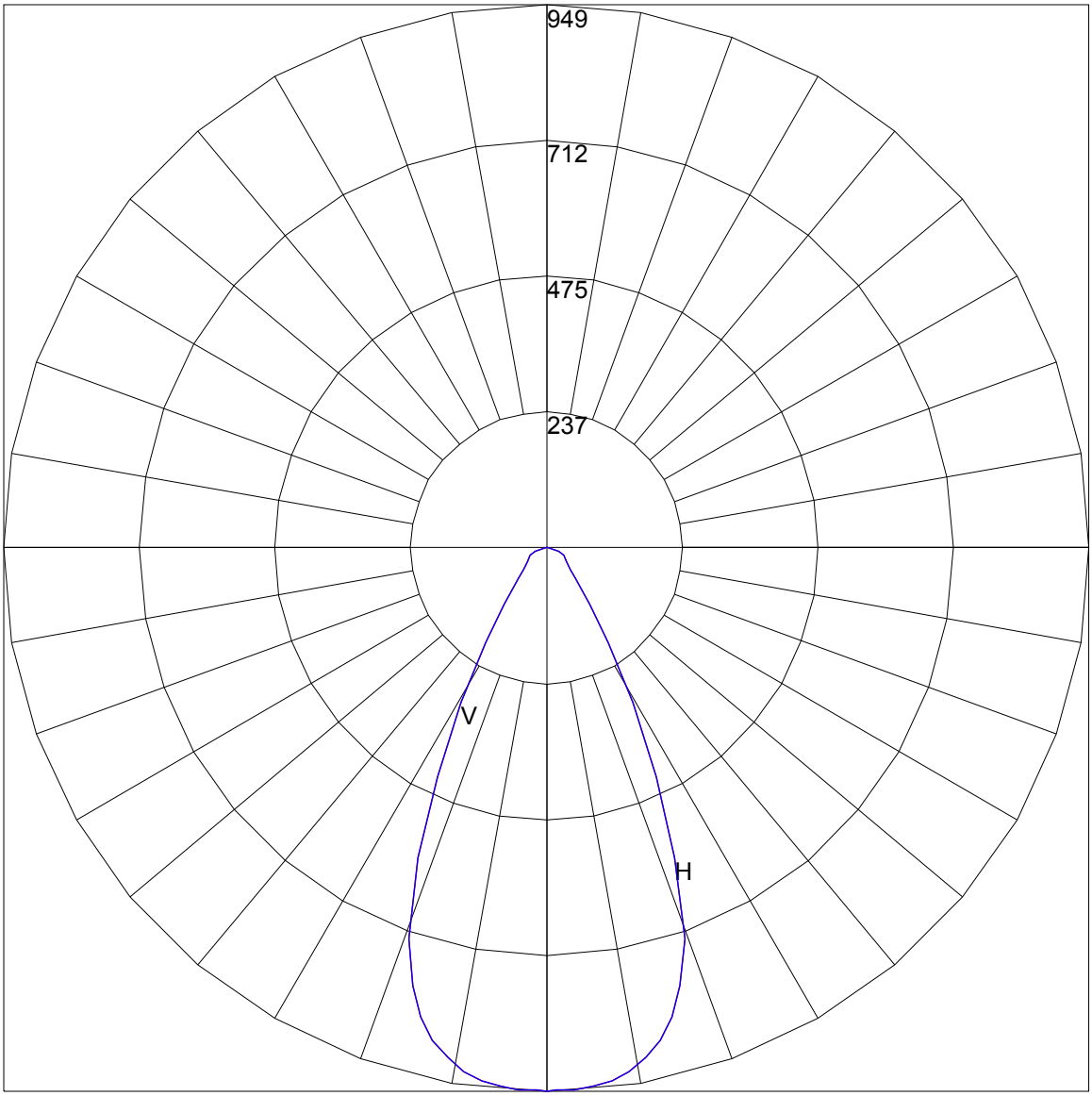

Maximum Candela = 949 Located At Horizontal Angle = 0, Vertical Angle = 0
H - Horizontal Axial Candela
V - Vertical Axial Candela

Photometric Toolbox® Copyright 2002-2019 by Lighting Analysts, Inc.
Calculations based on published IES Methods and recommendations, values rounded for display purposes.
Results derived from content of manufacturers photometric file.

IES FLOOD REPORT
PHOTOMETRIC FILENAME : L112211316.IES

ISOCANDELA CURVES

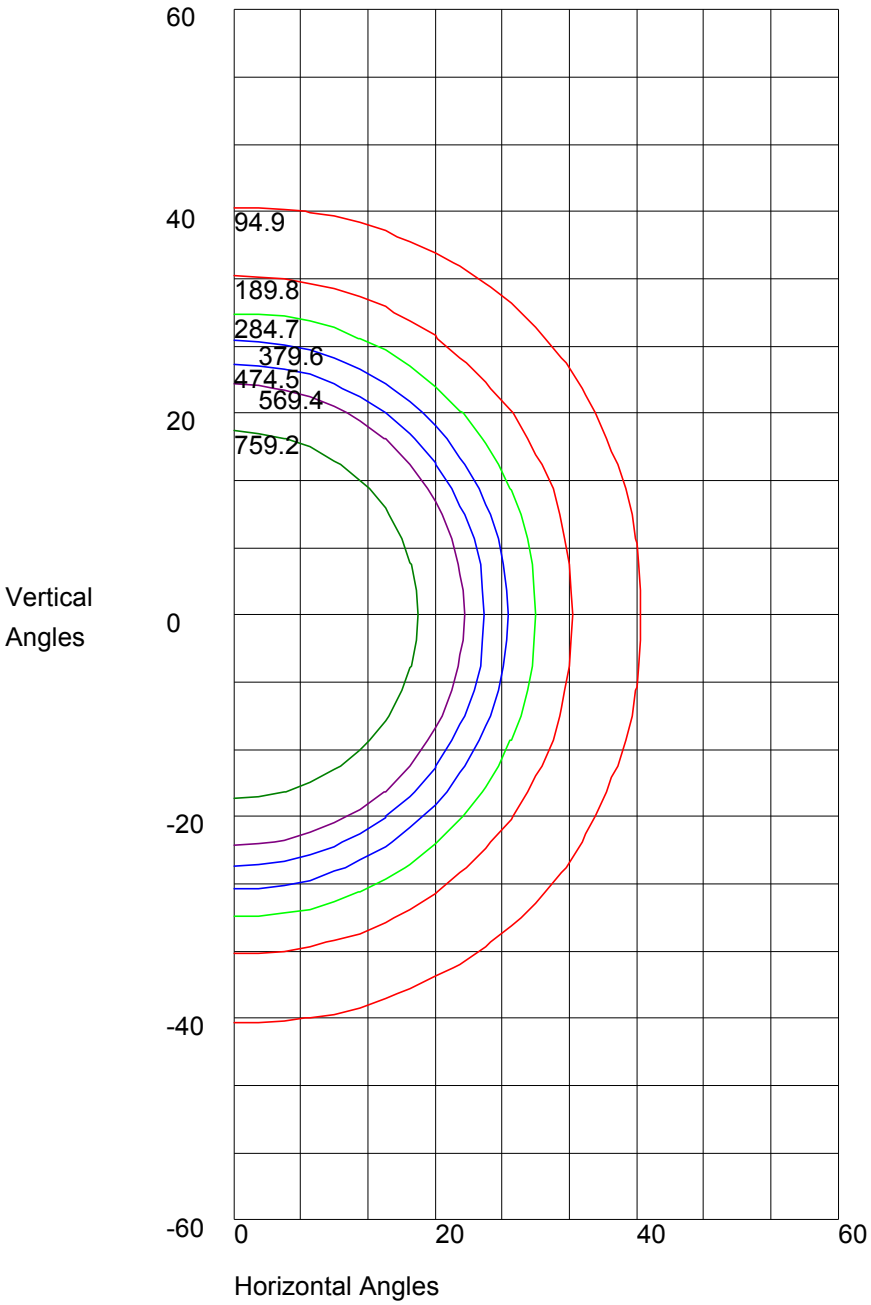

Maximum Candela = 949 Located At Horizontal Angle = 0, Vertical Angle = 0
50% Maximum Candela = 474.5
10% Maximum Candela = 94.9

Photometric Toolbox® Copyright 2002-2019 by Lighting Analysts, Inc.
Calculations based on published IES Methods and recommendations, values rounded for display purposes.
Results derived from content of manufacturers photometric file.