SARGENT
ASSA ABLOY



PRODUCT CATALOG

IN100 Aperio® Wireless Access Control

Available through Authorized Channel Partners only.

Contact your local ASSA ABLOY Door Security Solutions sales consultant for details.

aperio™



Experience a safer and more open world

SARGENT
ASSA ABLOY

TABLE OF CONTENTS

Overview....2
Product Features, Environmental Specifications and Battery Life....3-5
IN100 7900 Series Mortise Locks....6
IN100 8200 Series Mortise Locks....9
IN100 10X Line Bored Locks....11
IN100 80 Series Exit Devices....13
IN100 PE80 Series Exit Devices Series....16-18
Retrofit Kits for Von Duprin® 98/99 Series Rim Exit Devices....19
IN100 7300 Multi-Point Lock....21
Alternative Power Options....24
Accessories and Software....25
Aperio® Hubs....26
Standard and Coastal Series Levers, Roses and Finishes....27
Studio Collection Levers, Roses and Finishes....29-30
Ordering Gramercy Series Levers....31
Replacement Parts....32-33
Mechanical Options....33
Cylinder Options....34-36

OVERVIEW

The SARGENT IN100 lockset brings you the next generation of wireless access control in a sleek, minimalist design. Leverage your EAC or IT infrastructure to deliver advanced access control to more locations, with the flexibility and security of HID® OMNIKEY® SE technology.

ABOUT ASSA ABLOY'S AUTHORIZED CHANNEL PARTNER AND CERTIFIED INTEGRATOR PROGRAMS

The SARGENT IN100 is part of a stream of new ASSA ABLOY products that integrate with a facility's access control system. These exciting new technology-rich products require an increase in knowledge to ensure the correct selection and implementation in various environments.

To aid our customers in this area, ASSA ABLOY has created two programs that provide the necessary training to sell, order, install and service our technology products, including Aperio® wireless, Integrated Wiegand, IP-enabled and self-configurable intelligent components:

Authorized Channel Partner
ASSA ABLOY

The Authorized Channel Partner (ACP) program is open to resellers, who sell ASSA ABLOY's technology products to certified integrators and help with product selection based on the application.

Certified Integrator
ASSA ABLOY

The Certified Integrator (CI) program provides hands-on training for security systems integrators and network administrators.

Not only does this training familiarize certified integrator candidates with product features and applications, it also gives them valuable experience installing, commissioning and troubleshooting the products in a real-world environment.

For more information on the qualifications for becoming an ACP or CI, contact your local ASSA ABLOY Door Security Solutions sales consultant. For architectural specifications, consult your Door Security Solutions Representative.

Copyright © 2016-2026, SARGENT Manufacturing Company. All rights reserved. Reproduction in whole or in part without the express written permission of SARGENT Manufacturing Company is prohibited. Patent pending and/or patent www.assaabloydss.com/patents.

WARNING

This product can expose you to lead which is known to the state of California to cause cancer and birth defects or other reproductive harm. For more information go to www.P65warnings.ca.gov.

On The Cover

IN100-7978-IP-MW-E4-H005-LHR

SARGENT
ASSA ABLOY

Features	Benefits
Utilizes IEEE 802.15.4 wireless communication	• Eliminates the greatest cost and inconvenience of wired access control - the wiring around the door • Leverages EAC or IP infrastructure • Ideal for hard-to-wire locations

OMNIKEY® SE Technology from HID Global®	• Provides heightened security
	• Supports:
	  • A wide range of credential technologies, offering easy migration to higher security credentials or consolidation of mixed credentials
	  • HID Mobile Access® powered by Seos®, for iOS® and Android™ devices

Real-time communication	• Alarms and events are communicated in real time to the EAC system • Access decisions are determined in real time by the EAC system • Schedules and door states can be initiated/changed in real time*
Centralized decision making	• System capacities bounded by the EAC system, not the locking device • Access decisions based on current EAC system information
Privacy button*	• Allows shelter in place/local lockdown • Enables privacy capabilities for applications such as restrooms
Smart Credential Cache	• Allows previously authorized credentials to be granted access when the EAC infrastructure is offline for any reason • Can be enabled/disabled • Programmable cache size/validity time
Integrated ANSI/BHMA Grade 1 hardware, available in cylindrical lock, mortise lock, multi-point, and exit device configurations	• Flexibility to support various openings • Assurance of high quality SARGENT hardware
Superior aesthetics	• Blends into any environment seamlessly • Designed to meet the requirements of designers and architects • Available with a wide range of finishes and decorative levers • Suites with other IN Series locks, regardless of technology • Suitable for glass**, metal, and wood door types

*Access Control Partner software dependent. Contact your local ASSA ABLOY Integrated Solutions Specialist for more information.
**For all glass doors, Center Lock Housing (CLH-IN) must be used. Purchased through ASSA ABLOY Glass Solutions program.

Copyright © 2016-2026, SARGENT Manufacturing Company. All rights reserved. Reproduction in whole or in part without the express written permission of SARGENT Manufacturing Company is prohibited. Patent pending and/or patent www.assaabloydss.com/patents.

Aperio® Wireless Access Control

SARGENT
ASSA ABLOY

AN INNOVATIVE NEW APPROACH TO ONLINE ACCESS CONTROL

Aperio® technology is a global wireless platform that reduces the cost and inconvenience of traditional access control, with the flexibility to address any application.

Aperio utilizes local wireless communication between the lock and a communications hub to connect to an electronic access control system. You can easily expand the reach of existing access control systems and secure openings that would otherwise go unprotected. With the global range of Aperio-enabled locks from ASSA ABLOY, online access control can be easy and cost-effective at any opening, with standardization across locations worldwide.

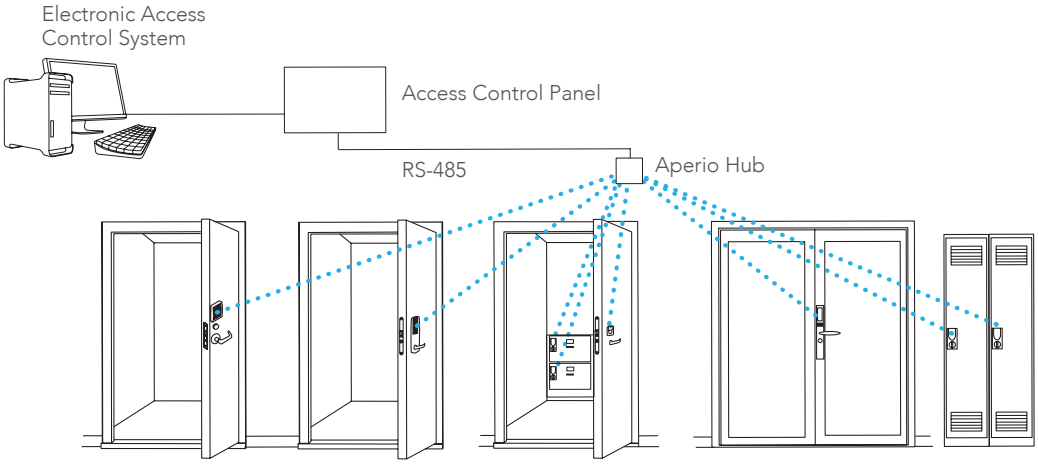

IP hub also available for direct connection to IT infrastructure

Bring in natural light while ensuring secure access control
Unlock the potential of your commercial space by seamlessly integrating all-glass doors with the IN100. Enjoy heightened security, simplified access control, and an infusion of invigorating natural light, creating an environment that is both secure and radiant.

GLASS DOOR CENTER LOCK HOUSING FEATURES

- Single and double door applications
- Glass cut-out required
- No cement or silicone required for installation
- Prepped for bored and mortise lock functions
- Matching 6 3/16" x 15 3/16" Center Lock Keeper can be paired with housing for double doors
- Glass Thickness: 1/2", 9/16"
- Base Materials
  - Cover Plates: Stainless Steel
  - Housing: Aluminum
- Finishes: 32D, 32, 10BE, BSP, WSP, Stock Powder Coats

Center Lock Housing and Keeper sold separately through ASSA ABLOY Glass Solutions.

Copyright © 2016-2026, SARGENT Manufacturing Company. All rights reserved. Reproduction in whole or in part without the express written permission of SARGENT Manufacturing Company is prohibited. Patent pending and/or patent www.assaabloydss.com/patents.

SARGENT
ASSA ABLOY

CREDENTIAL SUPPORT:

HID® OMNIKEY® SE technology offers support for the following credentials:

- High Frequency (13.56 MHz):
  - HID iCLASS®
  - HID iCLASS SE® (SIO-enabled)
  - HID iCLASS® Seos™
  - HID MIFARE® SE
  - HID DESFire® EV1 SE
  - MIFARE Classic
  - DESFire EV1
  - DESFire EV2/EV3 (EV1 Compatibility)
  - PIV/PIV-I (40-bit BCD, 64-bit BCD, 75 bit, 128-bit or 200-bit outputs)
- Low Frequency (125 kHz):
  - HID Prox®, AWID, EM4102
- NFC & BLE-enabled Mobile Phones:
  - HID Mobile Access® (BLE and NFC)
  - Apple Wallet Seos or DESFire® (NFC)
  - Google Wallet DESFire® (NFC)
- Optional keypad
  - PIN only usage or dual authentication needs

SECURITY:

- AES 128-bit encryption
- For specific security information, please contact your local ASSA ABLOY Door Security Solutions sales representative or call 800-810-Wire.

SOFTWARE:

- Works with ASSA ABLOY Access Control Partner software, allowing simple integration into existing or new systems
- Software Development Kits (SDK) and support available to integrate into other third party access control systems. **Email:** OEMSupport_Group@assaabloy.com for assistance.

ENVIRONMENTAL SPECIFICATIONS:

- Operating temperature: -40°F (-40 °C) to 151°F (66°C)
- Humidity: <93% non-condensing
- Storage temperature: -22°F (-30°C) to 176°F (80°C)

Optional Keypad
PIN only usage or dual authentication needs

BATTERY LIFE

CYLINDRICAL LOCKS & EXIT DEVICES

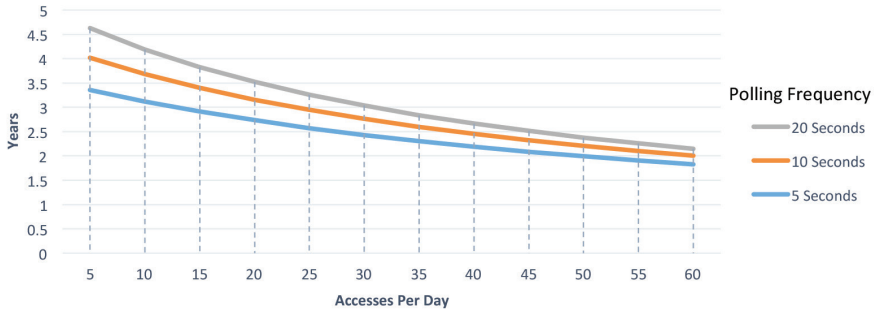

MORTISE LOCKS

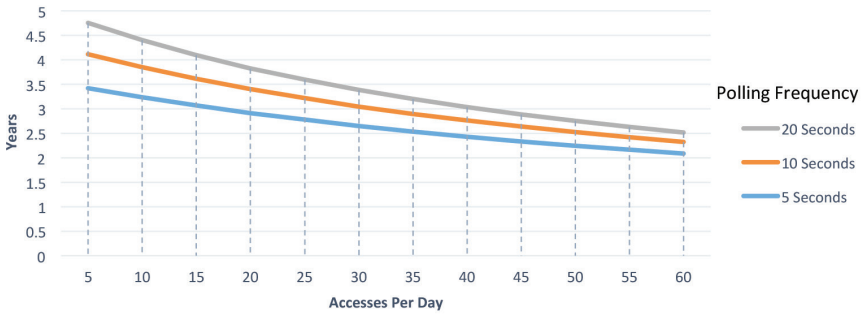

* Battery life data was calculated using Duracell batteries.

Copyright © 2016-2026, SARGENT Manufacturing Company. All rights reserved. Reproduction in whole or in part without the express written permission of SARGENT Manufacturing Company is prohibited. Patent pending and/or patent www.assaabloydss.com/patents.

7900 Series Mortise Locks

SARGENT
ASSA ABLOY

MECHANICAL FEATURES

- Certified to ANSI/BHMA A156.13 Series 1000 Grade 1
- UL/ULC Listed for fire doors*
- UL 294 and CUL listed for Indoor and Outdoor Use**
- Motor driven 7900 Series Mortise Lock
- 3/4" projection stainless steel latchbolt, one-piece construction
- For 1-3/4" (44mm) thick door standard. Consult factory for additional thicknesses
- Stainless steel non-handed deadlocking latch
- Handing easily field reversible without disassembling lock body
- Lever trim through-bolted for increased security and durability

Shipping Weight: Approx. 11 lbs.

** **UL Listed** - UL 294 Indoor and Outdoor Use, -31 °F (-35 °C) to 151 °F (66 °C), 85% Relative Humidity at 86 °F (30 °C) installed in accordance with NFPA70, National Electrical Code.
CUL Listed - ULC 60839-11-1, Security Grade 2, Indoor and Outdoor Use, -40 °F (-40 °C) to 151 °F (66 °C), 85% Relative Humidity at 86 °F (30 °C), installed in accordance with CSA C22.1, Canadian Electrical Code.



IN100 MORTISE LOCK FUNCTIONS

- Key outside always retracts latch
- Lever outside rigid except when valid credential presented
- Lever inside always retracts latch
- Guardbolt deadlocks latch
- Key override available with #41 cylinder supplied
- Low battery, request-to-exit (REX), and tamper signaling standard
- EcoFlex® technology offers improved battery life

52-5374 DOOR POSITION SWITCH (DPS)

Supplied with IN100 mortise locks
- SPDT concealed switch (3-wire)
- 3/8" Diameter for wood door
- 3/4" diameter for glass and metal door
  - Metal door adapter included

Note: The DPS is installed right above the lock faceplate and connects directly into the lock's electronics

* Any retrofit or other field modification to a fire rated opening can potentially impact the fire rating of the opening, and Sargent Manufacturing Company makes no representations or warranties concerning what such impact may be in any specific situation. When retrofitting any portion of an existing fire rated opening, or specifying and installing a new fire-rated opening, please consult with a code specialist or local code official (Authority Having Jurisdiction) to ensure compliance with all applicable codes and ratings.

Copyright © 2016-2026, SARGENT Manufacturing Company. All rights reserved. Reproduction in whole or in part without the express written permission of SARGENT Manufacturing Company is prohibited. Patent pending and/or patent www.assaabloydss.com/patents.

7900 Series Mortise Locks

SARGENT
ASSA ABLOY

Select from the following options to order IN100 mortise locks:

FUNCTIONS

7978	Key override (no deadbolt)
7979	No Key override (no deadbolt)

READER

B	Black reader, black trim
MB[1]	Black reader, metal trim

CREDENTIALS

BIPS	HID iCLASS®, HID iCLASS SE® (SIO-enabled), HID iCLASS® Seos™, HID MIFARE® SE, HID DESFire® EV1 SE, MIFARE Classic, DESFire EV1, DESFire EV2/EV3 (EV1 Compatibility), PIV/PIV-I, HID Prox®, AWID, EM4102, HID Mobile Access® (BLE and NFC), Apple Wallet Seos or DESFire® (NFC), Google Wallet DESFire® (NFC)
BIKPS	All credentials supported by the BIPS option plus keypad

1. Metal reader trim (MB) is not available in stainless steel (32/32D). If stainless steel finish is ordered, the reader will be provided in satin nickel (15). Contact Customer Service if another finish is desired.

ROSES

O

LN

E2[2]

E3[2]

E4[2]

Suites with reader

2. 1KA square cylinder collar and 130KA square backplate automatically supplied with E2,E3 and E4 roses.

LEVER

The levers shown here are some of our most popular styles from the Studio Collection. To see the complete range of available levers, please refer to pages 26-31.

MD

MJ

MI

ND[3]

NJ

MW[3]

PREMIUM LEVERS

RAS[4]

H001

H004

REM[4]

H002

H006

3. Lever returns within ½" (13 mm) of door face.
4. Gramercy levers are customized. See page 31 for ordering information.

FINISH

Description		Specify
US3 (ANSI/BHMS 605)	Bright Brass	03
US4 (ANSI/BHMA 606)	Satin Brass	04
US9 (ANSI/BHMA 611)	Bright Bronze	09
US10 (ANSI/BHMA 612)	Satin Bronze, clear powder	10
US10B (ANSI/BHMA 613)	Dark Oxidized Satin Bronze, oil rubbed	10B
10BE (613E)	Dark Oxidized Satin Bronze - equivalent	10BE
10BL (613L)	Dark Oxidized Satin Bronze - clear coated	10BL
US14 (ANSI/BHMA 618)	Bright Nickel Plated, clear coated	14
US15 (ANSI/BHMA 619)	Satin Nickel Plated, clear coated	15
20D	Dark Statuary Bronze, clear coated	20D
US26 (ANSI/BHMA 625)	Bright Chromium Plated	26
US26D (ANSI/BHMA 626)	Satin Chromium Plated	26D
US32 (ANSI/BHMA 629)[5]	Bright Stainless Steel	32
US32D (ANSI/BHMA 630)[5]	Satin Stainless Steel	32D
BSP	Black Suede Powder Coat	BSP
WSP	White Suede Powder Coat	WSP

Lock Finish	Plug[6]
03, 04, 09, 10, 10B, 10BL, 20D	04
14, 15, 26, 26D, 32, 32D, WSP	15
BSP	BSP

HANDING

LH	Left hand
LHR	Left hand reverse
RH	Right hand
RHR	Right hand reverse

5. Metal reader trim (MB) is not available in stainless steel (32/32D). If stainless steel finish is ordered, the reader will be provided in satin nickel (15). Contact Customer Service if another finish is desired.
6. Finish when cylinder provided with lock

Copyright © 2016-2026, SARGENT Manufacturing Company. All rights reserved. Reproduction in whole or in part without the express written permission of SARGENT Manufacturing Company is prohibited. Patent pending and/or patent www.assaabloydss.com/patents.

7900 Series Mortise Locks

SARGENT
ASSA ABLOY

BUILD YOUR ORDER STRING

Series		Function				Credentials				Reader		Rose		Lever			Finish				Handing		
IN	100	7	9	7		B	I	P	S														

For additional cylinder and/or mechanical options, please refer to pages 33-36. Add the desired options to the beginning of your order string.

Copyright © 2016-2026, SARGENT Manufacturing Company. All rights reserved. Reproduction in whole or in part without the express written permission of SARGENT Manufacturing Company is prohibited. Patent pending and/or patent www.assaabloydss.com/patents.

8200 Series Mortise Locks

SARGENT
ASSA ABLOY

MECHANICAL FEATURES

- Certified to ANSI/BHMA A156.13 Series 1000 Operational Grade 1 and Security Grade 1
- UL/ULC Listed for fire doors*
- UL 294 and CUL listed for Indoor and Outdoor Use**
- FCC certified
- Windstorm and Florida Building Code information is listed on page 20
- Motor driven 8200 Series Mortise Lock
- 3/4" stainless steel, anti-friction reversible latch
- For 1-3/4" (44mm) thick door standard. Consult factory for additional thicknesses
- Stainless steel non-handed deadlocking latch
- Not available with SC- or SE- options
- Handed, easily field reversible without disassembling lockbody
- Lever trim through-bolted for increased security and durability

Shipping Weight: Approx. 11 lbs.

** **UL Listed** - UL 294 Indoor and Outdoor Use, -31 °F (-35 °C) to 151 °F (66 °C), 85% Relative Humidity at 86 °F (30 °C) installed in accordance with NFPA70, National Electrical Code.

CUL Listed - ULC 60839-11-1, Security Grade 2, Indoor and Outdoor Use, -40 °F (-40 °C) to 151 °F (66 °C), 85% Relative Humidity at 86 °F (30 °C), installed in accordance with CSA C22.1, Canadian Electrical Code.

IN SERIES MORTISE LOCK FUNCTIONS

- Key outside always retracts latch
- Lever outside rigid except when valid credential presented
- Lever inside always retracts latch and deadbolt (if present)
- Guardbolt deadlocks latch
- Key override available with #41 cylinder supplied
- Low battery, request-to-exit (REX), latch, guardbolt and tamper signaling standard

* Any retrofit or other field modification to a fire rated opening can potentially impact the fire rating of the opening, and Sargent Manufacturing Company makes no representations or warranties concerning what such impact may be in any specific situation. When retrofitting any portion of an existing fire rated opening, or specifying and installing a new fire-rated opening, please consult with a code specialist or local code official (Authority Having Jurisdiction) to ensure compliance with all applicable codes and ratings.

Select from the following options to order IN Series mortise locks:

FUNCTION

82276	Key override and deadbolt
82278	Key override and no deadbolt
82277	Deadbolt and no key override
82279	No deadbolt and no key override

Note: 82276 and 82277 not available with Glass Solutions Centerlock housing.

READER

B	Black reader, black trim
MB[1]	Black reader, metal trim

1. Metal reader trim (MB) is not available in stainless steel (32/32D). If stainless steel finish is ordered, the reader will be provided in satin nickel (15). Contact Customer Service if another finish is desired.

Copyright © 2016-2026, SARGENT Manufacturing Company. All rights reserved. Reproduction in whole or in part without the express written permission of SARGENT Manufacturing Company is prohibited. Patent pending and/or patent www.assaabloydss.com/patents.

SARGENT
ASSA ABLOY

8200 Series Mortise Locks

CREDENTIALS

BIPS	HID iCLASS®, HID iCLASS SE® (SIO-enabled), HID iCLASS® Seos™, HID MIFARE® SE, HID DESFire® EV1 SE, MIFARE Classic, DESFire EV1, DESFire EV2/EV3 (EV1 Compatibility), PIV/PIV-I, HID Prox®, AWID, EM4102, HID Mobile Access® (BLE and NFC), Apple Wallet Seos or DESFire® (NFC), Google Wallet DESFire® (NFC)
BIKPS	All credentials supported by the BIPS option plus keypad

ROSE

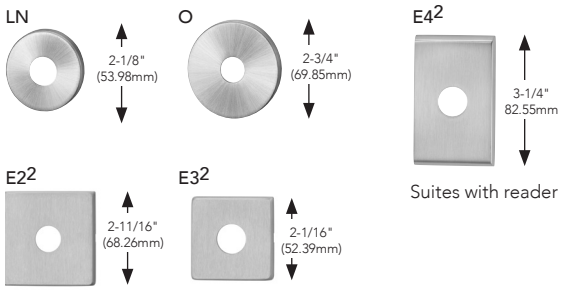

2. KA square cylinder collar and 130KA square backplate automatically supplied with E2, E3, and E4 roses.

LEVER

The levers shown here are some of our most popular styles from the Studio Collection. To see the complete range of available levers, please refer to page 26-31.



PREMIUM LEVERS



3. Lever returns within 1/2" (13 mm) of door face.
4. Gramercy levers are customized. See page 31 for ordering information.

FINISH

Description		Specify
US3 (ANSI/BHMS 605)	Bright Brass	03
US4 (ANSI/BHMA 606)	Satin Brass	04
US9 (ANSI/BHMA 611)	Bright Bronze	09
US10 (ANSI/BHMA 612)	Satin Bronze, clear powder	10
US10B (ANSI/BHMA 613)	Dark Oxidized Satin Bronze, oil rubbed	10B
10BE (613E)	Dark Oxidized Satin Bronze - equivalent	10BE
10BL (613L)	Dark Oxidized Satin Bronze - clear coated	10BL
US14 (ANSI/BHMA 618)	Bright Nickel Plated, clear coated	14
US15 (ANSI/BHMA 619)	Satin Nickel Plated, clear coated	15
20D	Dark Statuary Bronze, clear coated	20D
US26 (ANSI/BHMA 625)	Bright Chromium Plated	26
US26D (ANSI/BHMA 626)	Satin Chromium Plated	26D
US32 (ANSI/BHMA 629)[5]	Bright Stainless Steel	32
US32D (ANSI/BHMA 630)[5]	Satin Stainless Steel	32D
BSP	Black Suede Powder Coat	BSP
WSP	White Suede Powder Coat	WSP

Lock Finish	Plug[6]
03, 04, 09, 10, 10B, 10BL, 20D	04
14, 15, 26, 26D, 32, 32D, WSP	15
BSP	BSP

HANDING

LH	Left hand
LHR	Left hand reverse
RH	Right hand
RHR	Right hand reverse

5. Metal reader trim (MB) is not available in stainless steel (32/32D). If stainless steel finish is ordered, the reader will be provided in satin nickel (15). Contact Customer Service if another finish is desired.
6. Finish when cylinder provided with lock

BUILD YOUR ORDER STRING

Technology	Function	Credentials	Reader	Rose	Lever	Finish	Handing
IN 100	8 2 2 7	B I P S					

For additional cylinder and/or mechanical options, please refer to pages 33-36. Add the desired options to the beginning of your order string.

Copyright © 2016-2026, SARGENT Manufacturing Company. All rights reserved. Reproduction in whole or in part without the express written permission of SARGENT Manufacturing Company is prohibited. Patent pending and/or patent www.assaabloydss.com/patents.

SARGENT
ASSA ABLOY

10X Line Bored Locks

MECHANICAL FEATURES

- Certified ANSI/BHMA A156.2 Series 4000 Grade 1
- UL/ULC Listed for fire doors*
- UL 294 and CUL listed for Indoor and Outdoor Use**
- Motor driven cylindrical lock
- Latch Stainless Steel, 1/2" (13mm) throw
- 2-3/4" (70mm) backset standard
- For 1-3/4" (44mm) thick door standard. Consult factory for other thicknesses
- Handing easily field reversible without disassembling lock body
- Heavy duty lever spring return
- Steel mounting studs
- Not available with 83-, 84- options

Shipping Weight: Approx. 9 lbs.

** **UL Listed** - UL 294 Indoor and Outdoor Use, -31 °F (-35 °C) to 151 °F (66 °C), 85% Relative Humidity at 86 °F (30 °C) installed in accordance with NFPA70, National Electrical Code.

CUL Listed - ULC 60839-11-1, Security Grade 2, Indoor and Outdoor Use, -40 °F (-40 °C) to 151 °F (66 °C), 85% Relative Humidity at 86 °F (30 °C), installed in accordance with CSA C22.1, Canadian Electrical Code.

IN100 BORED LOCK FUNCTIONS

- Key outside always retracts latch
- Lever outside rigid except when valid credential presented, freewheeling optional
- Lever inside always retracts latch
- Guardbolt deadlocks latch
- Key override standard with #C10X-1 cylinder supplied
- Low Battery, Request-to-Exit (REX), and Tamper signaling standard
- Door Position Switch (DPS, P/N 52-5374) supplied

52-5374 DOOR POSITION SWITCH (DPS)

Supplied with IN100 bored locks
- SPDT concealed switch (3-wire)
- 3/8" Diameter for wood door
- 3/4" diameter for glass and metal door
  - Metal door adapter included

Note: The DPS is installed right above the lock faceplate and connects directly into the lock's electronics

IN100 10X Line bored locks are UL Certified and Listed as part of an approved assembly[1] to the following certifications and standards:

- UL Listed per ANSI/SDI-BHMA A250.13
- ANSI/ASTM E330-2002
- ANSI/ASTM E1886-2005
- ASTM E1996-2009
- Testing Application Standard (TAS) 201-1994[2]
- Testing Application Standard (TAS) 202-1994[2]
- Testing Application Standard (TAS) 203-1994[2]
- UL Certification Directory ZHLL.R21744 Windstorm-rated Assemblies
- Listed on Florida Building Code Website: FL6728-R1
- Listed on Florida Building Code Website: FL4351-R1

1. To meet assembly requirements, use in conjunction with doors from ASSA ABLOY Group brands CECO and CURRIES.
2. Published in the "Florida Building Code"

* Any retrofit or other field modification to a fire rated opening can potentially impact the fire rating of the opening, and Sargent Manufacturing Company makes no representations or warranties concerning what such impact may be in any specific situation. When retrofitting any portion of an existing fire rated opening, or specifying and installing a new fire-rated opening, please consult with a code specialist or local code official (Authority Having Jurisdiction) to ensure compliance with all applicable codes and ratings.

Copyright © 2016-2026, SARGENT Manufacturing Company. All rights reserved. Reproduction in whole or in part without the express written permission of SARGENT Manufacturing Company is prohibited. Patent pending and/or patent www.assaabloydss.com/patents.

10X Line Bored Locks

SARGENT
ASSA ABLOY

Select from the following options to order IN100 bored locks:

FUNCTION

10XG77	Key override

READER

B	Black reader, black trim
MB[1]	Black reader, metal trim

1. Metal reader trim (MB) is not available in stainless steel (32/32D). If stainless steel finish is ordered, the reader will be provided in satin nickel (15). Contact Customer Service if another finish is desired.

ROSE

G



L

CREDENTIALS

BIPS	HID iCLASS®, HID iCLASS SE® (SIO-enabled), HID iCLASS® Seos™, HID MIFARE®SE, HID DESFire® EV1 SE, MIFARE Classic, DESFire EV1, DESFire EV2/EV3 (EV1 Compatibility), PIV/PIV-I, HID Prox®, AWID, EM4102, HID Mobile Access® (BLE and NFC), Apple Wallet Seos or DESFire® (NFC), Google Wallet DESFire® (NFC)
BIKPS	All credentials supported by the BIPS option plus keypad

LEVER

B

L[2]

P[2]

MD

ND[2]

MB

MW[2]

2. Lever returns within ½" (13 mm) of door face

FINISH

Description		Specify
US3 (ANSI/BHMA 605)	Bright Brass	03
US4 (ANSI/BHMA 606)	Satin Brass	04
US9 (ANSI/BHMA 611)	Bright Bronze	09
US10 (ANSI/BHMA 612)	Satin Bronze, clear powder	10
US10B (ANSI/BHMA 613)	Dark Oxidized Satin Bronze, oil rubbed	10B
10BE (613E)	Dark Oxidized Satin Bronze - equivalent	10BE
10BL (613L)	Dark Oxidized Satin Bronze - clear coated	10BL
US14 (ANSI/BHMA 618)	Bright Nickel Plated, clear coated	14
US15 (ANSI/BHMA 619)	Satin Nickel Plated, clear coated	15
20D	Dark Statuary Bronze, clear coated	20D
US26 (ANSI/BHMA 625)	Bright Chromium Plated	26
US26D (ANSI/BHMA 626)	Satin Chromium Plated	26D
BSP	Black Suede Powder Coat	BSP
WSP	White Suede Powder Coat	WSP

Lock Finish	Cylinder/Core[3]
03, 04, 09, 10, 10B, 10BL, 20D	04
14, 15, 26, 26D, WSP	15
BSP	BSP

3. Finish when cylinder provided with lock

HANDING

LH	Left hand
LHR	Left hand reverse
RH	Right hand
RHR	Right hand reverse

BUILD YOUR ORDER STRING

Series		Function						Credentials				Reader		Rose		Lever		Finish				Handing		
IN	100	1	0	X	G	7	7	B	I	P	S													

For additional cylinder and/or mechanical options, please refer to pages 33-36. Add the desired options to the beginning of your order string.

Copyright © 2016-2026, SARGENT Manufacturing Company. All rights reserved. Reproduction in whole or in part without the express written permission of SARGENT Manufacturing Company is prohibited. Patent pending and/or patent www.assaabloydss.com/patents.

80 Series Exit Device

SARGENT
ASSA ABLOY

MECHANICAL FEATURES

- Certified ANSI/BHMA A156.3 Grade 1
- Latch 3/4" (19mm) throw (8800: stainless steel, 8900: anti-friction brass)
- Cylinder requirements: 8800 Series uses a #34 Rim Cylinder; 8900 Series uses a #46 Mortise Cylinder (1-3/4")
- For 1-3/4" (44mm) door standard. Consult factory for other thicknesses
- Available with Studio Collection, Coastal Series, and all standard levers
- UL/ULC Listed for fire doors*
- UL 294 and CUL listed for Indoor Dry Use**

Shipping Weight: Approx. 11 lbs.

** **UL Listed** - UL 294 Indoor Dry Use, 32°F (0°C) to 120°F (49°C), 93% Relative Humidity at 90°F (32°C), installed in accordance with NFPA70, National Electrical Code.

CUL Listed - ULC 60839-11-1, Security Grade 2, Indoor Dry Use, 32°F (0°C) to 120°F (49°C), 93% Relative Humidity at 90°F (32°C), installed in accordance with CSA C22.1, Canadian Electrical Code.

IN100 EXIT DEVICE FUNCTIONS

- Lever outside rigid except when in passage mode or valid user code entered
- Always allows free egress
- Request-to-Exit (REX): monitors rail position
- Door Position Switch (DPS, part #52-5374) supplied; tamper signaling standard
- EcoFlex® technology reduces energy consumption up to 89% as certified by GreenCircle

* Any retrofit or other field modification to a fire rated opening can potentially impact the fire rating of the opening, and Sargent Manufacturing Company makes no representations or warranties concerning what such impact may be in any specific situation. When retrofitting any portion of an existing fire rated opening, or specifying and installing a new fire-rated opening, please consult with a code specialist or local code official (Authority Having Jurisdiction) to ensure compliance with all applicable codes and ratings.

Mortise Exit

Rim Exit

Copyright © 2016-2026, SARGENT Manufacturing Company. All rights reserved. Reproduction in whole or in part without the express written permission of SARGENT Manufacturing Company is prohibited. Patent pending and/or patent www.assaabloydss.com/patents.

80 Series Exit Device

SARGENT
ASSA ABLOY

Select from the following options to order IN100 exit devices:

FUNCTION

8977	Mortise lock exit device, key override
8978	Mortise lock exit device, no key override
8877	Rim exit device, key override
8878	Rim exit device, no key override

READER

B	Black reader, black trim
MB[1]	Black reader, metal trim

RAIL SIZE

E	24 - 32"
F	33 - 36"
J	37 - 42"
G	43 - 48"

ET TRIM

ET	700 Series ET Trim

CREDENTIALS

BIPS	HID iCLASS®, HID iCLASS SE® (SIO-enabled), HID iCLASS® Seos™, HID MIFARE® SE, HID DESFire® EV1 SE, MIFARE Classic, DESFire EV1, DESFire EV2/EV3 (EV1 Compatibility), PIV/PIV-I, HID Prox®, AWID, EM4102, HID Mobile Access® (BLE and NFC), Apple Wallet Seos or DESFire® (NFC), Google Wallet DESFire® (NFC)
BIKPS	All credentials supported by the BIPS option plus keypad

1. Metal reader trim (MB) is not available in stainless steel (32/32D). If stainless steel finish is ordered, the reader will be provided in satin nickel (15). Contact Customer Service if another finish is desired.

LEVER

The levers shown here are some of our most popular styles from the Studio Collection. To see the complete range of available levers, please refer to pages 26-31.

MD

MJ

MI

ND[2]

NJ[2]

MW[2]

PREMIUM LEVERS

RAS[3]

H001

H004

REM[3]

H002

H006

2. Lever returns within 1/2" (13 mm) of door face.
3. Gramercy levers are customized. See page 31 for ordering information.

FINISH

Description		Specify
US3 (ANSI/BHMA 605)	Bright Brass	03
US4 (ANSI/BHMA 606)	Satin Brass	04
US9 (ANSI/BHMA 611)	Bright Bronze	09
US10 (ANSI/BHMA 612)	Satin Bronze, clear powder	10
US10B (ANSI/BHMA 613)	Dark Oxidized Satin Bronze, oil rubbed	10B
10BE (613E)	Dark Oxidized Satin Bronze - equivalent	10BE
10BL (613L)	Dark Oxidized Satin Bronze - clear coated	10BL
US14 (ANSI/BHMA 618)[5]	Bright Nickel Plated, clear coated	14
US15 (ANSI/BHMA 619)[4]	Satin Nickel Plated, clear coated	15
20D	Dark Statuary Bronze, clear coated	20D
US26 (ANSI/BHMA 625)[5]	Bright Chromium Plated	26
US26D (ANSI/BHMA 626)[4]	Satin Chromium Plated	26D
US32 (ANSI/BHMA 629)[6]	Bright Stainless Steel	32
US32D (ANSI/BHMA 630)[6]	Satin Stainless Steel	32D
BSP	Black Suede Powder Coat	BSP
WSP	White Suede Powder Coat	WSP

Lock Finish	Plug[7]
03, 04, 09, 10, 10B, 10BL, 20D	04
14, 15, 26, 26D, 32, 32D, WSP	15
BSP	BSP

HANDING

LHR	Left hand reverse
RHR	Right hand reverse

DOOR WIDTH

Specify in inches

4. 15 or 26D finishes are available on outside trim only, the exit devices will be supplied in 32D.
5. 14 or 26 Finishes are available on outside trim only, the exit devices will be supplied in 32 finish.
6. Metal reader trim (MB) is not available in stainless steel (32/32D). If stainless steel finish is ordered, the reader will be provided in satin nickel (15). Contact Customer Service if another finish is desired.
7. Finish when cylinder provided with lock

Copyright © 2016-2026, SARGENT Manufacturing Company. All rights reserved. Reproduction in whole or in part without the express written permission of SARGENT Manufacturing Company is prohibited. Patent pending and/or patent www.assaabloydss.com/patents.

80 Series Exit Device

SARGENT
ASSA ABLOY

BUILD YOUR ORDER STRING

Technology	Function	Credentials	Reader	Rail Size	ET Trim	Lever	Finish	Handing	Door Width (in inches)
IN 100	8	B I P S			E T				

For additional cylinder and/or mechanical options, please refer to pages 33-36. Add the desired options to the beginning of your order string.

Copyright © 2016-2026, SARGENT Manufacturing Company. All rights reserved. Reproduction in whole or in part without the express written permission of SARGENT Manufacturing Company is prohibited. Patent pending and/or patent www.assaabloydss.com/patents.

PE80 Series Exit Device

SARGENT
ASSA ABLOY

MECHANICAL FEATURES

- Certified ANSI/BHMA A156.3 Grade 1
- Latch 3/4" (19mm) throw (PE8800: stainless steel, PE8900: anti-friction brass)
- Cylinder requirements: PE8800 Series uses a #34 Rim Cylinder; PE8900 Series uses a #46 Mortise Cylinder (1-3/4")
- The AFF is 39-5/8" for Standard Applications; when a P100 or P300 Series Auxiliary Control is used, 37 5/16" AFF is recommended to meet local accessibility standards
- For 1-3/4" (44mm) door standard. For doors over 1-3/4" to 2-1/4" thick, specify thickness and order as 31
- Available with Studio Collection and all standard levers
- UL/ULC Listed for fire doors*
- UL 294 and CUL listed for Indoor Dry Use**
- Available with ADA Standard for Accessible Design and California Building Code.

** **UL Listed** - UL 294 Indoor Dry Use, 32°F (0°C) to 120°F (49°C), 93% Relative Humidity at 90°F (32°C), installed in accordance with NFPA70, National Electrical Code.

CUL Listed - ULC 60839-11-1, Security Grade 2, Indoor Dry Use, 32°F (0°C) to 120°F (49°C), 93% Relative Humidity at 90°F (32°C), installed in accordance with CSA C22.1, Canadian Electrical Code.

IN100 EXIT DEVICE FUNCTIONS

- Lever outside rigid except when in passage mode or valid user code entered
- Always allows free egress
- Request-to-Exit (REX): monitors rail position
- Door Position Switch (DPS, part #52-5374) supplied; tamper signaling standard**
- EcoFlex™ technology reduces energy consumption, which lowers operation cost and reduces the number of power supplies required.

** Any retrofit or other field modification to a fire rated opening can potentially impact the fire rating of the opening, and Sargent Manufacturing Company makes no representations or warranties concerning what such impact may be in any specific situation. When retrofitting any portion of an existing fire rated opening, or specifying and installing a new fire-rated opening, please consult with a code specialist or local code official (Authority Having Jurisdiction) to ensure compliance with all applicable codes and ratings.

** For Double-door applications the DPS is installed in-between the active and inactive leaves. The DPS monitors both doors, but the REX only monitors the active leaf. To prevent door-force or door-held alarms, the alarms must be disabled.

Mortise Exit

Rim Exit

Copyright © 2016-2026, SARGENT Manufacturing Company. All rights reserved. Reproduction in whole or in part without the express written permission of SARGENT Manufacturing Company is prohibited. Patent pending and/or patent www.assaabloydss.com/patents.

PE80 Series Exit Device

SARGENT
ASSA ABLOY

Select from the following options to order IN100 exit devices:

FUNCTION

[1,2]AD PE8678	Concealed vertical rod, no key override
[1,2]MD PE8678	Concealed vertical rod, no key override
[1,2]WD PE8678	Concealed vertical rod, no key override
[1,3]PE8778	Surface vertical rod, no key override
PE8877	Rim exit device, key override
PE8878	Rim exit device, no key override
PE8977	Mortise lock exit device, key override
PE8978	Mortise lock exit device, no key override

***Note:** When ordering Concealed Vertical Rod or Surface Vertical Rod functions, door height and AFF must be specified.

CREDENTIALS

BIPS	HID iCLASS®, HID iCLASS SE® (SIO-enabled), HID iCLASS® Seos™, HID MIFARE® SE, HID DESFire® EV1 SE, MIFARE Classic, DESFire EV1, DESFire EV2/EV3 (EV1 Compatibility), PIV/PIV-I, HID Prox®, AWID, EM4102, HID Mobile Access® (BLE and NFC), Apple Wallet Seos or DESFire® (NFC), Google Wallet DESFire® (NFC)
BIKPS	All credentials supported by the BIPS option plus keypad

READER

B	Black reader, black trim
MB[4]	Black reader, metal trim

RAIL SIZE

E	26 to 32"
F	32.5" to 36"
J	36.5" to 42"
G	42.5" to 48"

1. Less Bottom Rod (NB) option is available when ordering. Use the prefix NB in the order string for this option.
2. Key Override is available for MD/WD/AD PE8600 CVR Devices (including NB-) with a P106 Series (CVR) Auxiliary Control.
3. Key Override is available for PE8700 SVR Devices (including NB-) with a P306 Series (SVR) Auxiliary Control.
4. Metal reader trim (MB) is not available in stainless steel (32/32D). If stainless steel finish is ordered, the reader will be provided in satin nickel (15). Contact Customer Service if another finish is desired.
5. Exits using Key Override and Concealed or Surface Vertical Rods require an Auxiliary Control (pictured here). When ordering these exits, please include P306 for Surface Vertical Rod and P106 for Concealed Vertical Rod in your order string.
   Example: EA- SG- IN100 x ADPE8678 x P106 x BIPS x B x F x NE x L x RHR x 32D

Mortise Exit - Inside View

Mortise Exit - Outside View



Surface Vertical Rod - Outside View[5]

Surface Vertical Rod - Inside View

Rim Exit - Inside View

Rim Exit - Outside View

Concealed Vertical Rod - Outside View[5]

Concealed Vertical Rod - Inside View

Copyright © 2016-2026, SARGENT Manufacturing Company. All rights reserved. Reproduction in whole or in part without the express written permission of SARGENT Manufacturing Company is prohibited. Patent pending and/or patent www.assaabloydss.com/patents.

PE80 Series Exit Device

SARGENT
ASSA ABLOY

EA OPTION

Locates reader off center and closer to the push bar for Rim, SVR, and CVR devices.

Surface Vertical Rod - Outside View[5] (EA- Option)

Surface Vertical Rod - Inside View (EA- Option)

Concealed Vertical Rod - Outside View[5] (EA- Option)

Concealed Vertical Rod - Inside View (EA- Option)

5. Exits using Key Override and Concealed or Surface Vertical Rods require an Auxiliary Control (pictured here). When ordering these exits, please include P306 for Surface Vertical Rod and P106 for Concealed Vertical Rod in your order string.
   Example: EA- SG- IN100 x ADPE8678 x P106 x BIPS x B x F x NE x L x RHR x 32D

EXIT TRIM

P700 NEx Lever Trim

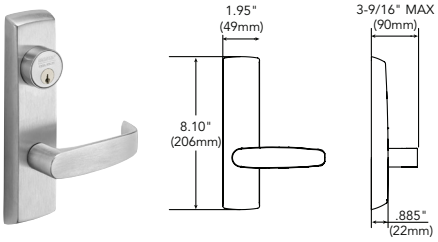

P700 WEx Lever Trim

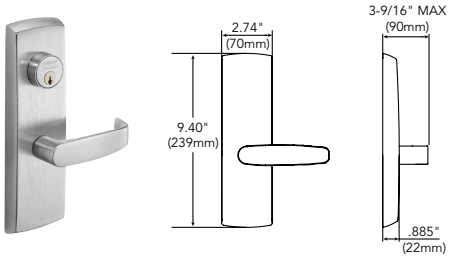

LEVER

To see the complete range of available levers, please refer to pages 26-31.

FINISH

Description		Specify
US3 (ANSI/BHMS 605)	Bright Brass	03
US4 (ANSI/BHMA 606)	Satin Brass	04
US9 (ANSI/BHMA 611)	Bright Bronze	09
US10 (ANSI/BHMA 612)	Satin Bronze, clear powder	10
US10B (ANSI/BHMA 613)	Dark Oxidized Satin Bronze, oil rubbed	10B
10BE (613E)	Dark Oxidized Satin Bronze - equivalent	10BE
10BL (613L)	Dark Oxidized Satin Bronze - clear coated	10BL
US14 (ANSI/BHMA 618)[7]	Bright Nickel Plated, clear coated	14
US15 (ANSI/BHMA 619)[6]	Satin Nickel Plated, clear coated	15
US26 (ANSI/BHMA 625)[7]	Bright Chromium Plated	26
US26D (ANSI/BHMA 626)[6]	Satin Chromium Plated	26D
US32 (ANSI/BHMA 629)[8]	Bright Stainless Steel	32
US32D (ANSI/BHMA 630)[8]	Satin Stainless Steel	32D
BSP	Black Suede Powder Coat	BSP
WSP	White Suede Powder Coat	WSP

Lock Finish	Plug[9]
03, 04, 09, 10, 10B, 10BL	04
14, 15, 26, 26D, 32, 32D, WSP	15
BSP	BSP

HANDING

LHR	Left hand reverse
RHR	Right hand reverse

DOOR WIDTH

Specify in inches

6. 15 or 26D finishes are available on outside trim only, the exit devices will be supplied in 32D.
7. 14 or 26 Finishes are available on outside trim only, the exit devices will be supplied in 32 finish.
8. Metal reader trim (MB) is not available in stainless steel (32/32D). If stainless steel finish is ordered, the reader will be provided in satin nickel (15). Contact Customer Service if another finish is desired.
9. Finish when cylinder provided with lock

BUILD YOUR ORDER STRING

Technology	Device Function	Credentials	Reader	Rail Size	Trim	Lever	Finish	Handing	Door Width (in inches)	Door Height	AFF
IN 100	P E 8 8 7 7	B I P S	M B	F	N E	L	1 0 B E	R H R	3 6	Specify	Specify

For additional cylinder and/or mechanical options, please refer to pages 33-36. Add the desired options to the beginning of your order string.

Copyright © 2016-2026, SARGENT Manufacturing Company. All rights reserved. Reproduction in whole or in part without the express written permission of SARGENT Manufacturing Company is prohibited. Patent pending and/or patent www.assaabloydss.com/patents.

Von Duprin® 98/99 Series Rim Exit Devices

SARGENT
ASSA ABLOY

MECHANICAL FEATURES

- Certified ANSI/BHMA A156.3 Grade 1
- Key override compatible with a variety of rim cylinders. Trim prepped for cylinder (not included)
- Requires Von Duprin RX switch assembly #050251-00 (supplied by others)
- Provides complete coverage of door prep for Von Duprin 996 trim; call 800-810-WIRE for information on door prep coverage for other trims
- Available with Studio Collection, Coastal Series and all standard levers
- UL/ULC Listed for fire doors*
- UL 294 and CUL listed for Indoor Dry Use**
- Matching dummy trim available for double doors.

** **UL Listed** - UL 294 Indoor Dry Use, 32°F (0°C) to 120°F (49°C), 93% Relative Humidity at 90°F (32°C), installed in accordance with NFPA70, National Electrical Code.

CUL Listed - ULC 60839-11-1, Security Grade 2, Indoor Dry Use, 32°F (0°C) to 120°F (49°C), 93% Relative Humidity at 90°F (32°C), installed in accordance with CSA C22.1, Canadian Electrical Code.

IN SERIES EXIT DEVICE FUNCTIONS

- Lever outside rigid except when in passage mode or valid user code entered
- Always allows free egress
- Request-to-Exit (REX): monitors rail position
- Low battery, tamper signaling standard
- Door position switch (DPS, part #52-5373) supplied

* Any retrofit or other field modification to a fire rated opening can potentially impact the fire rating of the opening, and Sargent Manufacturing Company makes no representations or warranties concerning what such impact may be in any specific situation. When retrofitting any portion of an existing fire rated opening, or specifying and installing a new fire-rated opening, please consult with a code specialist or local code official (Authority Having Jurisdiction) to ensure compliance with all applicable codes and ratings.

CREDENTIALS

BIPS	HID iCLASS®, HID iCLASS SE® (SIO-enabled), HID iCLASS® Seos™, HID MIFARE® SE, HID DESFire® EV1 SE, MIFARE Classic, DESFire EV1, DESFire EV2/EV3 (EV1 Compatibility), PIV/PIV-I, HID Prox®, AWID, EM4102, HID Mobile Access® (BLE and NFC), Apple Wallet Seos or DESFire® (NFC), Google Wallet DESFire® (NFC)
BIKPS	All credentials supported by the BIPS option plus keypad

FUNCTION

231	Rim exit device, key override

READER

B	Black reader, black trim
MB[1]	Black reader, metal trim

ESCUTCHEON

EK1	Plate for Von Duprin Retrofit Fit

1. Metal reader trim (MB) is not available in stainless steel (32/32D). If stainless steel finish is ordered, the reader will be provided in satin nickel (15). Contact Customer Service if another finish is desired.

Copyright © 2016-2026, SARGENT Manufacturing Company. All rights reserved. Reproduction in whole or in part without the express written permission of SARGENT Manufacturing Company is prohibited. Patent pending and/or patent www.assaabloydss.com/patents.

Retrofit Kits

SARGENT
ASSA ABLOY

LEVER

The levers shown here are some of our most popular styles from the Studio Collection. To see the complete range of available levers, please refer to pages 26-31.

MD

MJ

MI

ND[2]

NJ[2]

MW[2]

PREMIUM LEVERS

RAS[3]

H001

H004

REM[3]

H002

H006

2. Lever returns within ½" (13 mm) of door face.
3. Gramercy levers are customized. See page 31 for ordering information.

FINISH

Description		Specify
US3 (ANSI/BHMA 605)	Bright Brass	03
US4 (ANSI/BHMA 606)	Satin Brass	04
US9 (ANSI/BHMA 611)	Bright Bronze	09
US10 (ANSI/BHMA 612)	Satin Bronze, clear powder	10
US10B (ANSI/BHMA 613)	Dark Oxidized Satin Bronze, oil rubbed	10B
10BE (613E)	Dark Oxidized Satin Bronze - equivalent	10BE
10BL (613L)	Dark Oxidized Satin Bronze - clear coated	10BL
US14 (ANSI/BHMA 618)	Bright Nickel Plated, clear coated	14
US15 (ANSI/BHMA 619)	Satin Nickel Plated, clear coated	15
20D	Dark Statuary Bronze, clear coated	20D
US26 (ANSI/BHMA 625)	Bright Chromium Plated	26
US26D (ANSI/BHMA 626)	Satin Chromium Plated	26D
US32 (ANSI/BHMA 629)[4]	Bright Stainless Steel	32
US32D (ANSI/BHMA 630)[4]	Satin Stainless Steel	32D
BSP	Black Suede Powder Coat	BSP
WSP	White Suede Powder Coat	WSP

Lock Finish	Plug[5]
03, 04, 09, 10, 10B, 10BL, 20D	04
14, 15, 26, 26D, 32, 32D, WSP	15
BSP	BSP

HANDING

LHR	Left hand reverse
RHR	Right hand reverse

4. Metal reader trim (MB) is not available in stainless steel (32/32D). If stainless steel finish is ordered, the reader will be provided in satin nickel (15). Contact Customer Service if an other finish is desired.
5. Finish when cylinder provided with lock

BUILD YOUR ORDER STRING

Technology		Function			Credentials				Reader		Escutcheon			Lever			Finish				Handing		
IN	100	2	3	1	B	I	P	S			E	K	1										

The order string for the EK1 mechanical exit trim is: EK1 x 706-5 x Lever x Finish x Hand.

For additional cylinder and/or mechanical options, please refer to pages 33-36. Add the desired options to the beginning of your order string.

Copyright © 2016-2026, SARGENT Manufacturing Company. All rights reserved. Reproduction in whole or in part without the express written permission of SARGENT Manufacturing Company is prohibited. Patent pending and/or patent www.assaabloydss.com/patents.

7300 Series Multi-Point Locks

SARGENT
ASSA ABLOY

MECHANICAL FEATURES

- Certified to ANSI/BHMA A156.37 Series 1000 Operational Grade 1 and Security Grade 1
- Motor driven 8200 Series Mortise Lock
- 1-3/4" thick door only; fully integrated – 7300 is part of a complete ASSA ABLOY windstorm solution
- Stainless steel non-handed deadlocking latch
- Not available with SC- or SE- options
- Handed, easily field reversible without disassembling lockbody
- Lever trim through-bolted for increased security and durability
- Concealed vertical assembly (rods, latches and cassette) pre-installed in door
- UL/ULC Listed for fire doors*
- UL 294 and CUL listed for Indoor and Outdoor Use**
- FCC certified
- Windstorm and Blast certification information is listed in the Sargent 7300 Series catalog

Shipping Weight: Approx. 11 lbs.

** **UL Listed** - UL 294 Indoor and Outdoor Use, -31 °F (-35 °C) to 151 °F (66 °C), 85% Relative Humidity at 86 °F (30 °C) installed in accordance with NFPA70, National Electrical Code.

CUL Listed - ULC 60839-11-1, Security Grade 2, Indoor and Outdoor Use, -40 °F (-40 °C) to 151 °F (66 °C), 85% Relative Humidity at 86 °F (30 °C), installed in accordance with CSA C22.1, Canadian Electrical Code.



IN SERIES MULTI-POINT LOCK FUNCTIONS

- Lever outside rigid except when valid credential presented
- Lever inside always retracts latch and deadbolt
- Guardbolt deadlocks latch
- Low battery, latch, guardbolt and tamper signaling standard

* Any retrofit or other field modification to a fire rated opening can potentially impact the fire rating of the opening, and Sargent Manufacturing Company makes no representations or warranties concerning what such impact may be in any specific situation. When retrofitting any portion of an existing fire rated opening, or specifying and installing a new fire-rated opening, please consult with a code specialist or local code official (Authority Having Jurisdiction) to ensure compliance with all applicable codes and ratings.

Mounting	Supplied fasteners are for metal doors with through-bolts for trim
Hand	Handed; specify RHR, LHR, RH or LH
Top bolt	Adjustable stainless steel 3/4" square bolt with 11/16" engagement; 5/16" steel reinforcement plate
Bottom bolt	Adjustable stainless steel 3/4" square bolt with 5/8" engagement; 1/4" steel reinforcement plate
Center bolts	Latchbolt is stainless steel with 3/4" projection. One piece, anti-friction reversible catch. Deadbolt is one piece hardened stainless steel with 1" projection
Lock front	1/8" steel mortise front reinforced with 13/64" thick lock edge stiffener
Center bolt strike	1/4" thick stainless steel
Backset	2-3/4" standard
Door thickness	1-3/4" standard
Door height	7'0" - 8'0"
Maximum opening	Single door 4'0" x 8'0" and double doors 8'0" x 8'0"

FUNCTION

73277	Deadbolt, no key override
73276	Key override with deadbolt

READER

B	Black reader, black trim
MB[1]	Black reader, metal trim

1. Metal reader trim (MB) is not available in stainless steel (32/32D). If stainless steel finish is ordered, the reader will be provided in satin nickel (15). Contact Customer Service if another finish is desired.

Copyright © 2016-2026, SARGENT Manufacturing Company. All rights reserved. Reproduction in whole or in part without the express written permission of SARGENT Manufacturing Company is prohibited. Patent pending and/or patent www.assaabloydss.com/patents.

7300 Series Multi-Point Locks

SARGENT
ASSA ABLOY

CREDENTIALS

BIPS	HID iCLASS®, HID iCLASS SE® (SIO-enabled), HID iCLASS® Seos™, HID MIFARE® SE, HID DESFire® EV1 SE, MIFARE Classic, DESFire EV1, DESFire EV2/EV3 (EV1 Compatibility), PIV/PIV-I, HID Prox®, AWID, EM4102, HID Mobile Access® (BLE and NFC), Apple Wallet Seos or DESFire® (NFC), Google Wallet DESFire® (NFC)
BIKPS	All credentials supported by the BIPS option plus keypad

ROSE

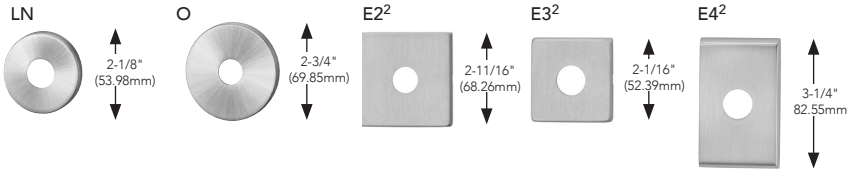

Suites with reader

2. 1KA square cylinder collar and 130KA square backplate automatically supplied with E2, E3 and E4 roses.

LEVER

The levers shown here are some of our most popular styles from the Studio Collection. To see the complete range of available levers, please refer to pages 26-31.

MD

MJ

MI

ND[3]

NJ[3]

MW[3]

PREMIUM LEVERS

RAS[4]

REM[4]

3. Lever returns within ½" (13 mm) of door face.
4. Gramercy levers are customized. See page 31 or ordering information.

FINISH

Description		Specify
US3 (ANSI/BHMA 605)	Bright Brass	03
US4 (ANSI/BHMA 606)	Satin Brass	04
US9 (ANSI/BHMA 611)	Bright Bronze	09
US10 (ANSI/BHMA 612)	Satin Bronze, clear powder	10
US10B (ANSI/BHMA 613)	Dark Oxidized Satin Bronze, oil rubbed	10B
10BE (613E)	Dark Oxidized Satin Bronze - equivalent	10BE
10BL (613L)	Dark Oxidized Satin Bronze - clear coated	10BL
US14 (ANSI/BHMA 618)	Bright Nickel Plated, clear coated	14
US15 (ANSI/BHMA 619)	Satin Nickel Plated, clear coated	15
20D	Dark Statuary Bronze, clear coated	20D
US26 (ANSI/BHMA 625)	Bright Chromium Plated	26
US26D (ANSI/BHMA 626)	Satin Chromium Plated	26D
US32 (ANSI/BHMA 629)[5]	Bright Stainless Steel	32
US32D (ANSI/BHMA 630)[5]	Satin Stainless Steel	32D
BSP	Black Suede Powder Coat	BSP
WSP	White Suede Powder Coat	WSP

Lock Finish	Cylinder/ Core[6]
03, 04, 09, 10, 10B, 10BL, 20D	04
14, 15, 26, 26D, 32, 32D, WSP	15
BSP	BSP

HANDING

LH	Left hand
LHR	Left hand reverse
RH	Right hand
RHR	Right hand reverse

5. Metal reader trim (MB) is not available in stainless steel (32/32D). If stainless steel finish is ordered, the reader will be provided in satin nickel (15). Contact Customer Service if another finish is desired.
6. Finish when cylinder provided with lock

Copyright © 2016-2026, SARGENT Manufacturing Company. All rights reserved. Reproduction in whole or in part without the express written permission of SARGENT Manufacturing Company is prohibited. Patent pending and/or patent www.assaabloydss.com/patents.

7300 Series Multi-Point Locks

SARGENT
ASSA ABLOY

BUILD YOUR ORDER STRING

Technology		Function*						Credentials				Reader		Rose		Lever			Finish				Handing		
IN	100		7	3	2	7	7	B	I	P	S														

*If Windstorm or Blast is required, add the following before the function code:

FM -Windstorm
BL - Blast

Example: FM73277, BL73277

If neither is required, use the function code as listed on page 20.
For additional cylinder and/or mechanical options, please refer to pages 33-36. Add the desired options to the beginning of your order string.

Copyright © 2016-2026, SARGENT Manufacturing Company. All rights reserved. Reproduction in whole or in part without the express written permission of SARGENT Manufacturing Company is prohibited. Patent pending and/or patent www.assaabloydss.com/patents.

Alternate Power Options

SARGENT
ASSA ABLOY

HARD POWER OPTION (91-)

The IN100 allows hard powering via an input of 12 to 24V DC. SARGENT offers a range of power supplies suitable for this application.

LSP-12-24 POWER SUPPLY

Operation

LifeSafety Power supplies are designed to provide reliable filtered and regulated power for long life to a variety of electrified hardware components. Recommended for the 91- Hard Power Option.

Features

- Selectable voltage output between 12V and 24V with a single switch
- Internal Back-Up battery charging circuit *
- Regulated and filtered, fuse protected outputs
- Each output can be individually turned on and off via a jumper
- Power status of each output is shown by an LED
- Rugged steel enclosure
- Fire alarm interface included – Dry contacts NO/NC, 9-33VDC, 3-15mA

Electrical Specifications

- Inputs: 120VAC
- Outputs: 12VDC @ 6 Amp or 24VDC @ 3 Amp
- 8 Total Outputs

Listings

- UL294, UL603, UL1076
- ULC S318, ULC S319

* **Note:** Batteries are not included with the power supply

Model No.	Description
LSP-12-24	12V - 6AMP / 24V - 3AMP Power Supply

52-4824 91- HARD POWER KIT

- Included with 91- prefix option IN100 units
- Allows for hard powering (91-) of IN100
- Compatible with ElectroLynx® system

Copyright © 2016-2026, SARGENT Manufacturing Company. All rights reserved. Reproduction in whole or in part without the express written permission of SARGENT Manufacturing Company is prohibited. Patent pending and/or patent www.assaabloydss.com/patents.

SARGENT
ASSA ABLOY

COVER PLATE KITS

79-5000	IN Series mortise lock, 82276(key override, with deadbolt), 32D finish
79-5001	IN Series mortise lock, 82277 (no key override, with deadbolt), 32D
79-5002	IN Series mortise lock, 7978/82278 (key override, no deadbolt), 32D finish
79-5003	IN Series mortise lock, 7979/82279 (no key override, no deadbolt), 32D finish
10-5008	IN Series cylindrical lock, 10XG77 (with key override), 32D finish

APERIO CONFIGURATION KITS

Aperio offers the flexibility to make field configurations easily and without any special equipment. Configuration adjustments can be made to the Aperio hub and Aperio locks using the Aperio Programming tool software and Aperio USB programing dongle from a Windows net-book or laptop with an available USB port.

Requirements for Operation:
Laptop or Netbook with:
- Windows 10
- USB 2.0 port

APA-10-PC Aperio Programming Application Tool Kit
- USB Flash Drive
  - Programming Application Tool Software and License Files
  - Aperio Instructions (electronic files)
  - Tritech Tribee USB Radio Dongle (APD-10-USB)
- HID iCLASS/Prox Card

APD-10-USB Aperio Configuration USB Dongle
- Tritech Tribee USB Radio Dongle
- Included in APA-10-PC Kit

52-1635 USB Mini B cable
- USB Mini B cable is a stand-alone item (sold separately)

INTEGRATION TOOLS FOR ASSA ABLOY LOCKS

ASSA ABLOY electronic access control locks integrate with a range of industry-leading access control systems. For more information on which systems support our Aperio® enabled locks, please contact your local ASSA ABLOY Door Security Solutions office, www.assaabloydss.com. To learn more about how to integrate these and other ASSA ABLOY products with your system, please call 800-810-WIRE.

Copyright © 2016-2026, SARGENT Manufacturing Company. All rights reserved. Reproduction in whole or in part without the express written permission of SARGENT Manufacturing Company is prohibited. Patent pending and/or patent www.assaabloydss.com/patents.

Aperio® Hub

SARGENT
ASSA ABLOY

The IN100 lock uses short distance wireless transmission (IEEE 802.15.4, 2.4 GHz) to communicate with an Aperio hub, which is connected to an access control system via IP, RS-485 or Wiegand.

SPECIFICATIONS

- Wireless Communication: IEEE 802.15.4 (2.4 GHz)
- Wireless Range: 50-80 feet (depending on installed environment)
- EAC Communication: IP, RS-485 or Wiegand
- Power: Powered using Power over Ethernet (PoE) or external power supply (8-24VDC)
- Security: AES 128 encryption
- Operating Temperature: 41°F (5 °C) to 95°F (35 °C)
- Humidity: < 95% maximum (non-condensing)

ORDERING APERIO HUBS

	Series	Hardware Version	Hardware Configuration	Configuration Code*
	AH	20: Wiegand hub; 30: RS-485 hub; 40: IP hub	W14: Wiegand 1:1; R12: RS-485 1:8 (Mercury); or 1:16 (non-Mercury) IN2: IP 1:64	NNNN
Ex.:	AH	30	R12	NNNN

* NNNN is the standard configuration code for Aperio hubs. Access Control Partners should contact 800-810-WIRE for specific ordering information

MERCURY Powered

The Aperio hub is available in a Mercury version for completely seamless integration into Mercury-based access control systems. Please contact your Mercury-based access control provider for ordering information.

APERIO HUB ACCESSORIES

EXT-10-ANT Aperio External Antenna
Aperio hubs are certified for use with the ASSA ABLOY external (omnidirectional) antenna EXT-10-ANT. The external antenna may be used to obtain more even radio coverage (in the form of a doughnut) around the hub. Please note that the antenna does not extend the maximum range of the Aperio hub.

Specifications:
- For indoor use only
- Operating Temperature: 32°F (0 °C) to 113°F (45 °C)
- Humidity: < 95% maximum (non-condensing)

Copyright © 2016-2026, SARGENT Manufacturing Company. All rights reserved. Reproduction in whole or in part without the express written permission of SARGENT Manufacturing Company is prohibited. Patent pending and/or patent www.assaabloydss.com/patents.

SARGENT
ASSA ABLOY

STANDARD LEVERS

7900 Series Mortise Locks

- All levers meet ADA national code requirements
- Lever designs BJ, BL and BP have lever returns within 1/2" (13mm) of door face and meet California State Reference Fire Code
- Levers BB, BL, BJ & BP are only available with the O rose

BB

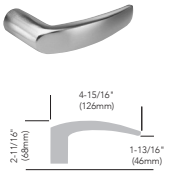

BJ

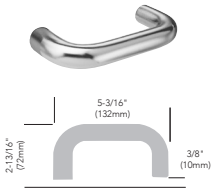

BL

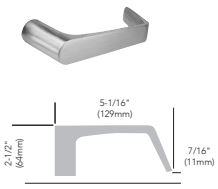

BP

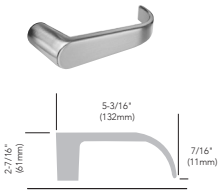

8200 Series Mortise Locks, 80 and PE80 Series Exit Devices, and 7300 Series Multi-Point Locks

- All levers meet ADA compliance for national codes
- Solid forged or cast
- Lever designs J, L and P have lever returns within 1/2" (13mm) or less of door face and meet California State Reference Fire Code
- All lever height (+/- 1/16") measurements represent total distance from door face

A

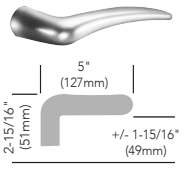

B

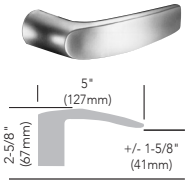

E

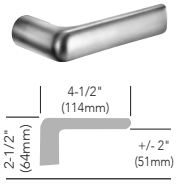

F

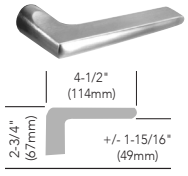

J

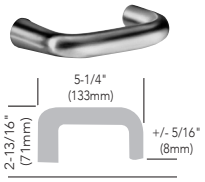

L

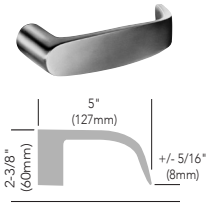

P

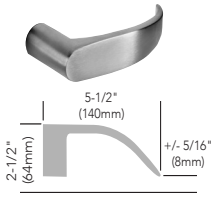

W

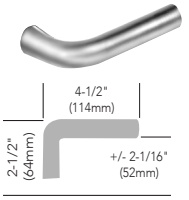

Copyright © 2016-2026, SARGENT Manufacturing Company. All rights reserved. Reproduction in whole or in part without the express written permission of SARGENT Manufacturing Company is prohibited. Patent pending and/or patent www.assaabloydss.com/patents.

Aperio® Wireless Access Control

SARGENT
ASSA ABLOY

STANDARD LEVERS

10X Line Bored Locks

- All levers meet ADA compliance for national codes
- Solid cast
- Lever designs L, P, ND, MW have lever returns within 1/2" (13mm) or less of door face and meet California State Reference Fire Code
- All lever height (+/- 1/16") measurements represent total distance from door face

B

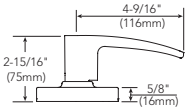

L

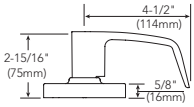

P

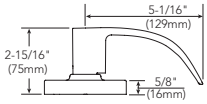

DECORATIVE LEVERS

10X Line Bored Locks

MD

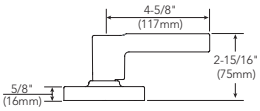

MB

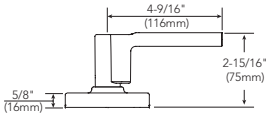

ND

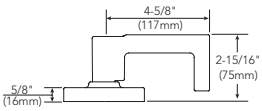

MW

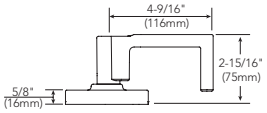

The Coastal Series™

Mortise Locks, 80 and PE80 Series Exit Devices, and 7300 Series Multi-Point Locks

- All levers meet ADA compliance for national codes
- Levers are solid cast brass
- Finishes available — 3, 4, 9, 10, 10B, 10BE, 10BL, 14, 15, 20D, 26, 26D
- All lever height (+/- 1/16") measurements represent total distance from door face

G - Gulfport™
(Handed)

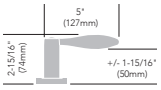

R - Rockport™

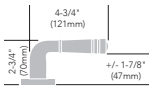

S - Sanibel™
(Handed)

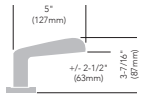

Y - Yarmouth™
(Handed)

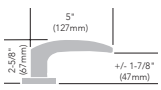

Copyright © 2016-2026, SARGENT Manufacturing Company. All rights reserved. Reproduction in whole or in part without the express written permission of SARGENT Manufacturing Company is prohibited. Patent pending and/or patent www.assaabloydss.com/patents.

Aperio® Wireless Access Control

SARGENT
ASSA ABLOY

STANDARD ROSES

7900 and 8200 Series Mortise Locks

L

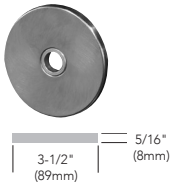

O

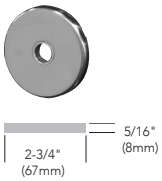

E
(Handed)



LN

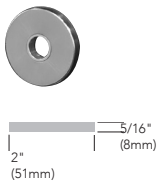

COASTAL SERIES ROSES

7900 and 8200 Series Mortise Locks

TR Traditional Rose
(Dual radii edge)

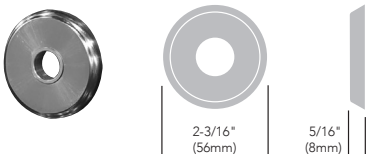

CR Contemporary Rose
(Beveled edge)

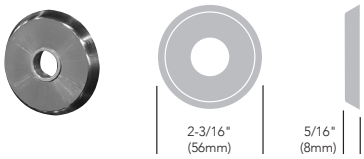

AVAILABLE FINISHES

03 Polished Brass

04 Satin Brass

09 Polished Bronze



10 Satin Bronze

10B Oxidized Bronze



10BE Dark Oxidized Satin Bronze — equivalent



10BL Oxidized Satin Bronze

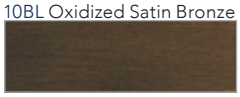

20D Statuary Dark Bronze



14 Polished Nickel

15 Satin Nickel

26 Polished Chrome

26D Satin Chrome

32 Polished Stainless Steel



32D Satin Stainless Steel

BSP Black Suede Powder Coat

WSP White Suede Powder Coat

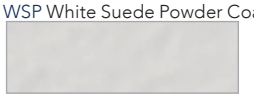

Copyright © 2016-2026, SARGENT Manufacturing Company. All rights reserved. Reproduction in whole or in part without the express written permission of SARGENT Manufacturing Company is prohibited. Patent pending and/or patent www.assaabloydss.com/patents.

Studio Collection Levers

SARGENT
ASSA ABLOY

Studio Collection trim is available in a broad array of designs and finishes. It allows for uniformity throughout a facility using the 8200 and 7900 Series Mortise Locks, Access Control Products, 80 and PE80 Series Exits Devices, DL Series Tubular Locks, and 7300 Series Multi-Point Locks.

All levers meet ADA compliance for national codes. Visit the online Decorative Hardware Product Selector at selector.sargentlock.com to mix and match styles and finishes.

H001 H002[2] H003 H004 H005[2] H006[2]

MB ME MF NF MG MI MW[2]

RCM RAL REM RAM RAS RAG RGM

MD MJ MP[1] ND[2] NJ[2]

(Handed Levers)

MN MH MS MU MV NU[2] WG

(MA and MO are Non-Handed Levers)

MA MQ MT MO MZ[2] GT

H015 H016[2] H017 H018

(H008 is handed)

H007 H008 H011

1. Contact factory for current lead times. Not available in stainless steel finishes.
2. Lever returns within 1/2" (13mm) of door face
3. Gramercy levers are customized. See page 31 for ordering information.
4. Odéon Series are not available in 32D

Note: H003 - H006 contains white or black polycarbonate insert

Copyright © 2016-2026, SARGENT Manufacturing Company. All rights reserved. Reproduction in whole or in part without the express written permission of SARGENT Manufacturing Company is prohibited. Patent pending and/or patent www.assaabloydss.com/patents.

Studio Collection Rose and Thumbturns

STUDIO COLLECTION TRIM

Roses (7900, 8200, and 7300 Series Multi-Point Locks)

O

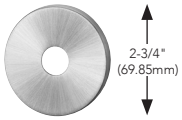

CO

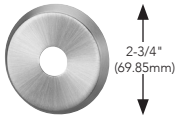

TO

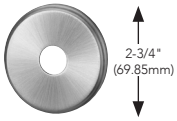

LN



CR



TR



E2[1]
(Handed)

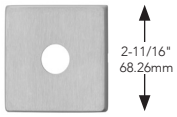

E3[1]
(Handed)



E4[1]
(Handed)

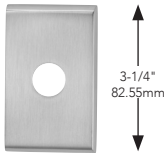

THUMBTURNS

7900, 8200, and 7300 Series Multi-Point Locks

Thumbturn backplate will match rose design chosen. Specify T1, T2 or T3 as a prefix option for decorative turns.

T1



T2

T3

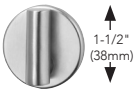

1. 1KA square cylinder collar and 130KA square backplate automatically supplied with E2, E3 and E4 roses.

Copyright © 2016-2026, SARGENT Manufacturing Company. All rights reserved. Reproduction in whole or in part without the express written permission of SARGENT Manufacturing Company is prohibited. Patent pending and/or patent www.assaabloydss.com/patents.

Ordering Gramercy Series Levers

REM, RGM

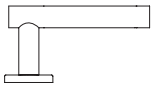

RCM

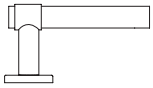

RAG, RAL, RAM, RAS

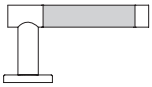

GRAMERCY FINISH CODES

BHMA Finish	SARGENT Finish	Gramercy Code	Description
630	32D	30	Satin Stainless Steel
629	32	29	Bright Stainless Steel
N/A	N/A	BK	Black (Santoprene™ or leather insert)
N/A	N/A	BN	Brown (leather insert)
613E	10B	3E	Dark Oxidized Satin Bronze, Equivalent
N/A	BSP	BS	Black Suede Powder Coat
N/A	WSP	WS	White Suede Powder Coat

* Code used to specify Gramercy Series finishes only. Use available finishes list to specify desired finish when ordering.

GRAMERCY LEVER DESCRIPTIONS AND AVAILABLE FINISHES

Lever Designation	Lever Description	Available Finishes (as ordered)
RAG	Grooved Insert	3030, 2929, 3E3E, BSBS or WSWS
RAL	Leather Insert	30BK30, 30BN30, 29BK30, 29BN30, 3EBK3E, BSBKBS, WSBKWS, 3EBN3E, BSBNBS or WSBNWS
RAM	Satin Metal Insert	2930**
RAS	Santoprene Insert	30BK30, 29BK29, 3EBK3E, BSBKBS or WSBKWS
RCM	Raised Band	2930**, 2929, 3030, 3029***, 3E3E, BSBS or WSWS
REM	Plain	2929, 3030, 3E3E, BSBS or WSWS
RGM	Two Grooves	2929, 3030, 3E3E, BSBS or WSWS

** Two-tone finish: grip of lever is 32D, balance of lever is 32. Rose/escutcheon and lock finish will be 32
***Two-tone finish: grip of lever is 32, balance of lever is 32D. Rose/escutcheon and lock finish will be 32D

Copyright © 2016-2026, SARGENT Manufacturing Company. All rights reserved. Reproduction in whole or in part without the express written permission of SARGENT Manufacturing Company is prohibited. Patent pending and/or patent www.assaabloydss.com/patents.

Replacement Parts

SARGENT
ASSA ABLOY

OUTSIDE ESCUTCHEON (READER) & CONTROLLER & INSIDE MOUNTING KIT

IN-100-EM01-BIPS-B	Black
IN-100-EM01-BIPS-MB-[finish]*	Black with metal trim
IN-100-EM01-BIKPS-B	Black with keypad
IN-100-EM01-BIKPS-MB-[finish]*	Black with keypad and metal trim

INSIDE ESCUTCHEON (BATTERY COVER)

IN-100-EM02-B	Black
IN-100-EM02-MB-[finish]*	Black with metal trim

MOUNTING KIT

IN100-EM04	IN100 inside mounting kit (mounting kit and hardware)

LOCKBODIES

IN100-7978-[finish]*-[handing]	IN100 mortise lockbody with cylinder (no deadbolt)
IN100-7979-[finish]*-[handing]	IN100 mortise lockbody only (no deadbolt, no cylinder)
IN100-82276- [finish]*-[handing]	IN100 mortise lockbody with deadbolt and cylinder
IN100-82277- [finish]*-[handing]	IN100 mortise lockbody with deadbolt (no cylinder)
IN100-82278- [finish]*-[handing]	IN100 mortise lockbody with cylinder (no deadbolt)
IN100-82279- [finish]*-[handing]	IN100 mortise lockbody only (no deadbolt, no cylinder)
IN100 777-8 ET X [lever] X [finish] X [handing] X [door thickness]	Trim for rim exit device without key override
IN100 778-8 ET X [lever] X [finish] X [handing] X [door thickness]	Trim for rim exit device with key override
IN100 777 ET X [lever] X [finish] X [handing] X [door thickness]	Trim for mortise exit device without key override
IN100 778 ET X [lever] X [finish] X [handing] X [door thickness]	Trim for mortise exit device with key override
10-3771	Cylindrical lockbody, Std/Rigid Lever (1-3/8"-2" Door)
10-3772	Cylindrical lockbody, Freewheeling Lever (1-3/8"-2" Door)
10-3805	Cylindrical lockbody, Std/Rigid Lever (2-1/4" Door)
10-3806	Cylindrical lockbody, Freewheeling Lever (2-1/4" Door)

* Select from finishes on page 28.

Copyright © 2016-2026, SARGENT Manufacturing Company. All rights reserved. Reproduction in whole or in part without the express written permission of SARGENT Manufacturing Company is prohibited. Patent pending and/or patent www.assaabloydss.com/patents.

Mechanical Options

SARGENT
ASSA ABLOY

52-5374 DOOR POSITION SWITCH (DPS)

- SPDT concealed switch (3 wire)
- 3/8" diameter for wood door
- 3/4" diameter for glass and metal door
  - Metal door adapter included
- Supplied with IN100 cylindrical and mortise locks

MECHANICAL OPTIONS

Strike Options	29-	Strike #800. Lip length 1-1/4". Lip lengths 1" to 2" in 1/4" increments only.
	WBS-	Wrought Box Strike
10x Line Backset Options	20-	2-3/8" Backset Latch with 1" Front
	23-	3-3/4" Backset x 2-1/4" x 1-1/8" Front (10X Line only)
	25-	5" Backset x 2-1/4" x 1-1/8" Front (10X Line only)
Security Fasteners	36-	Six lobe security head screws
	37-	Spanner head screws
3/4" Latch Throw	41-	3/4" (19mm) throw latch x 2-3/4" (70mm) backset (10X Line only)
Tactile Warning Options	75-	Tactile Warning — Milled Inside Lever (Not available with Studio and Coastal Levers and the A Lever)
	76-	Tactile Warning — Milled Outside Lever (Not available with Studio and Coastal Levers and the A Lever)
	77-	Tactile Warning — Milled Inside and Outside Lever (Not available with Studio and Coastal Levers and the A Lever)
	85-	Tactile Warning — Abrasive Coating on Inside Lever
	86-	Tactile Warning — Abrasive Coating on Outside Lever
	87-	Tactile Warning — Abrasive Coating on Inside and Outside Lever
Finish Protection	CPC-	Clear Powder Coat (Available for 26, 26D, 32 and 32D Finishes)
	SG-	MicroShield® antimicrobial clear powder coat (Available with 15, 26D, and 32D finishes)
Electrical Options	91-	Power wiring harness
Thumbturns (See Page 30)	T1-	Decorative thumburn; backplate matches rose design chosen
	T2-	Decorative square thumburn; backplate matches rose design chosen
	T3-	Decorative cylinder thumburn; backplate matches rose design chosen
Outside Locked Levers	FW-	Freewheeling locking levers
Keyed Different	KD-	Cylinders provided keyed differently/random

1. Specify locktype/function (see pages 6-10 for more information): 7978, 7979, 10G77, 8877, 8878, 8977, 8978

Example: IN-100-EM017978-IP-MB-26D

Copyright © 2016-2026, SARGENT Manufacturing Company. All rights reserved. Reproduction in whole or in part without the express written permission of SARGENT Manufacturing Company is prohibited. Patent pending and/or patent www.assaabloydss.com/patents.

Cylinder Options[1]

SARGENT
ASSA ABLOY

Degree Cylinders	DG1-	SARGENT Degree Key System Level 1 (Bump resistant with patented keys)
	DG1-21-	Degree Level 1 Construction Master Keying
	DG1-60-	Degree Level 1 Removable Disposable Construction Core
	DG1-63-	Degree Level 1 Removable Core
	DG1-64-	Degree Level 1 Removable Construction Keyed LFIC
	DG1-65-	Degree Level 1 Unassembled/Uncombined Core
	DG2-	SARGENT Degree Key System Level 2 (Geographically exclusive; bump and pick resistant)
	DG2-21-	Degree Level 2 Construction Master Keying
	DG2-60-	Degree Level 2 Removable Disposable Construction Core
	DG2-63-	Degree Level 2 Removable Core
	DG2-64-	Degree Level 2 Removable Construction Keyed LFIC
	DG2-65-	Degree Level 2 Unassembled/Uncombined Core
	DG3-	SARGENT Degree Key System Level 3 (Geographically exclusive; UL437 certified; bump and pick resistant)
	DG3-21-	Degree Level 3 Construction Master Keying
	DG3-60-	Degree Level 3 Removable Disposable Construction Core
	DG3-63-	Degree Level 3 Removable Core
	DG3-64-	Degree Level 3 Removable Construction Keyed LFIC
	DG3-65-	Degree Level 3 Unassembled/Uncombined Core

1. Not available on EK1

Copyright © 2016-2026, SARGENT Manufacturing Company. All rights reserved. Reproduction in whole or in part without the express written permission of SARGENT Manufacturing Company is prohibited. Patent pending and/or patent www.assaabloydss.com/patents.

Cylinder Options[1]

SARGENT
ASSA ABLOY

Conventional Cylinder	—	SARGENT Conventional Cylinders supplied Standard (Nomenclature not required)
Signature Key System	10-	SARGENT Signature Key System (Not Available with other Key Systems)
	10-21-	SARGENT Signature Construction Key System (Lost Ball)
Signature: Large Format Interchangeable Core (Removable Core)	10-63-	SARGENT Signature LFIC (Removable Core) Cylinder
XC- Key System	11-	XC Key System (not available with 10-, 10UL options)
	11-21-	XC- Construction Key System (Lost Ball)
XC- Large Format Interchangeable Core (Removable Core)	11-60-	Hardware to accept XC- Permanent LFIC (Removable Core), Disposable plastic core — provided
	11-63-	Hardware provided with XC- LFIC (Removable Core) Cylinder — (Includes masterkeying, grand masterkeying)
	11-64-	Hardware provided with Keyed construction core to accept XC- LFIC (Removable) Permanent Core (ordered separately)
XC- Small Format Interchangeable Core	11-70-7P-	Hardware to accept XC- SFIC (7 Pin) XC- Permanent Cores, plastic disposable core provided
	11-72-7P-	Hardware to accept XC- SFIC (7-Pin Keyed Construction Core provided) cylinder Permanent core ordered separately
	11-73-7P-	Hardware supplied with XC- Small Format 7-Pin interchangeable core (Includes masterkeying, grand masterkeying)
	11-65-73-7P-	Hardware provided to accept XC- Uncombinated 7-Pin SFIC (Permanent) Core (Packed Loose)
Construction Key Systems	21-	SARGENT Lost Ball Construction Keying for Conventional, XC and Signature Series (N/A with 63-, 73-, 82-, SC- & SE-)
Old Style Removable Core	51-	Removable Core Cylinder (Old Style) provided (Existing Systems Only) (Not available with 10X Line)
	52-	Removable Construction Core (Old Style) Permanent core ordered separately (Existing Systems Only) (Not available with 10X Line)
Large Format Interchangeable Core (Removable Core)	60-	Hardware to accept SARGENT Permanent LFIC (Removable Core), Disposable plastic core provided (Permanent Cores Ordered Separately)
	63-	Hardware provided with LFIC (Removable Core) Cylinder — (Includes masterkeying, grand masterkeying)
	64-	Hardware provided with Keyed construction core to accept LFIC (Removable) Permanent Core (ordered separately)

1. Not available on EK1

Copyright © 2016-2026, SARGENT Manufacturing Company. All rights reserved. Reproduction in whole or in part without the express written permission of SARGENT Manufacturing Company is prohibited. Patent pending and/or patent www.assaabloydss.com/patents.

Cylinder Options[1]

SARGENT
ASSA ABLOY

Small Format Interchangeable Cores	70-	Hardware to accept 6 or 7-Pin SFIC Permanent Cores, plastic disposable core provided
	72-	Hardware to accept 6 or 7-Pin SFIC (Keyed Construction Core provided) Cylinder (Permanent Core Ordered Separately)
	73-	Hardware supplied with 6-Pin SFIC (Includes masterkeying, grand masterkeying)
	65-73-	Hardware provided to accept Uncombinated 6-Pin SFIC (Permanent) Core (Packed loose for field keying)
	65-73-7P-	Hardware provided to accept Uncombinated 7-Pin SFIC (Permanent) Core (Packed loose for field keying)
	73-7P-	Hardware supplied with Small Format 7 Pin Interchangeable Core (Includes masterkeying, grand masterkeying)
Keso & Keso F1	81-	Hardware provided with housings to accept Keso (83) and Keso F1 (F1-83-) removable cores (Not available with 10X Line) (Permanent Cores Ordered Separately)
	82-	Hardware provided with SARGENT Keso Security Cylinder
	F1-82-	Hardware provided with SARGENT Keso F1 Security Cylinder (Patented)
	83-	Hardware supplied with SARGENT Keso Security Removable Core cylinder (Not available with 10X Line)
	F1-83-	Hardware supplied with SARGENT Keso F1 Security Removable Core cylinder (Not available with 10X Line) (Patented)
	84-	Hardware provided with SARGENT Keso Construction Cores (Not available with 10X Line) (Permanent Cores ordered separately)
Bump Resistant	BR-	Bump Resistant Cylinder (Available with Conventional and Conventional XC Cylinders Only)
Less Cylinder	LC-	Hardware supplied less cylinder
Accepts Schlage Cylinders	30-	10X Line Lever to accept Schlage Cylinder-Cylinder is not provided (10X Line only)
	SF-	10X Line L, B or P lever to accept Schlage® large format interchangeable core (supplied less core, tailpiece included).
Schlage Keyways	SC-	Schlage® C keyway cylinder, 0 bitted (10X Line only)
	SE-	Schlage® E keyway cylinder, 0 bitted (10X Line only)
Accepts ASSA ABLOY ACCENTRA® Cylinders/Cores	YC-	10X Line lever to accept Corbin Russwin or ASSA ABLOY ACCENTRA® 6-pin fixed core cylinder - less cylinder, tailpiece provided (all designs)
	YC-7P-	10X Line lever to accept Corbin Russwin or ASSA ABLOY ACCENTRA® 7-pin fixed core cylinder - less cylinder, tailpiece provided (all designs)
	YRC-	10X Line L or P Lever to accept ASSA ABLOY ACCENTRA® 6-pin large format interchangeable core (supplied less core, but with tailpiece needed)
	YRC-7P-	10X Line L or P Lever to accept ASSA ABLOY ACCENTRA® 7-pin large format interchangeable core (supplied less core, tailpiece provided)
Accepts Medeco Cores	MRC-	10X Line L or P Lever to accept Medeco 32 Series 6-pin large format interchangeable core (supplied less core, tailpiece provided)

1. Not available on EK1

Copyright © 2016-2026, SARGENT Manufacturing Company. All rights reserved. Reproduction in whole or in part without the express written permission of SARGENT Manufacturing Company is prohibited. Patent pending and/or patent www.assaabloydss.com/patents.

The ASSA ABLOY Group is the global leader in access solutions. Every day, we help billions of people experience a more open world.

ASSA ABLOY Opening Solutions leads the development within door openings and products for access solutions in homes, businesses and institutions. Our offering includes doors, frames, door and window hardware, mechanical and smart locks, access control and service.

SARGENT®
ASSA ABLOY

SARGENT Manufacturing Company
100 Sargent Drive
New Haven, CT 06511 USA
800-727-5477
www.sargentlock.com

Founded in the early 1800s, SARGENT® is a market leader in locksets, cylinders, door closers, exit devices, electro-mechanical products and access control systems for new construction, renovation, and replacement applications. The company's customer base includes commercial construction, institutional, and industrial markets.

Copyright © 2016-2026, SARGENT Manufacturing Company. All rights reserved. Reproduction in whole or in part without the express written permission of SARGENT Manufacturing Company is prohibited. Patent pending and/or patent www.assaabloydss.com/patents.

90835 06/26