SpectrAlert® Advance
Audible Visible Notification
PRODUCTS

Accessories
Chimes
Chime Strobes
Directional Sounders
ECS and MNS
Horns
Horn Strobes
Outdoor
Sounders
Sounder Strobes
Speakers
Speakers Strobes
Strobes

ASPIRATION AV BEAM CO HVAC SPOT SPRINKLER MODULES RELAYS

AV

Simple to install, yet **powerful** enough to meet any requirement.

Fire, emergency communications, mass notification, general signaling, and voice evacuation systems all provide opportunities for growth. But to grow your business in this market, you need an audible visible (AV) line simple enough to install quickly in large installations, yet powerful enough to meet any application requirement.

SpectrAlert® Advance does just that.

The only AV products with plug-in designs, aesthetic and functional consistency, and field-adjustable settings across the entire line, SpectrAlert Advance enables you to meet the widest range of notification requirements and specifications in the industry.

With SpectrAlert Advance, you can take on any project with confidence, knowing you can meet requirements while maximizing the efficiencies of using a single product line. Whether for massive emergency communications projects, small notification systems, or anything in between, SpectrAlert Advance products, tools, and accessories simplify the entire user experience – from planning and selection to training, installation and maintenance – saving you time and money while protecting the lives of your customers.

See inside why SpectrAlert Advance is a market leader in AV notification.

We offer a **complete** AV line that meets your every need.

If you specify SpectrAlert® Advance, you'll benefit from the simplicity that comes with the widest and most consistent line of AV notification appliances in the industry. SpectrAlert Advance includes a full range of indoor, outdoor, wall, and ceiling products for a wide variety of notification projects. Common features across the line include field-selectable candela settings, plug-in designs, rotary code switches, universal mounting plates, and the same current draw on wall- and ceiling-mount devices.

These attractive devices are designed with the architect in mind. All SpectrAlert Advance devices have the same family look and can be interchanged seamlessly within a building. Unique accessories, like the weatherproof mounting plate, make outdoor devices blend with any exterior façade.

The breadth and consistency of the SpectrAlert Advance line are further enhanced by features that increase versatility. For example, plain models can be customized with field-applied decals and color lens strobe attachments for a variety of applications.

System Sensor also provides tools that simplify the specification of code-compliant systems. You can learn more about these tools at systemsensor.com/tools.

Versatile Devices Fit Any Application or Market

SpectrAlert Advance provides the versatility that specifiers need to meet requirements for a range of notification applications – from fire to mass notification to general signaling – using a single, uniform line of products.

Our field-applied decals (AGENT, EVAC, ALERT, FIRE) customize any plain AV device for unique applications. Used in conjunction with our color lenses (amber, red, blue, green), they can turn any strobe into an ECS, general signaling, weather warning, or agent release notification appliance with no light derating. That means the SpectrAlert Advance line makes it easy for you to expand your business into markets beyond fire.

Easily meet requirements with cost-effective design.

A high-quality notification system design serves as the foundation for any project, helping to guide installation and ensure relevant codes are met. SpectrAlert® Advance products and tools help make the design process cost-effective and efficient, so you can win bids and ultimately save time and money on the entire project.

First, SpectrAlert Advance products and accessories provide the breadth and versatility for you to meet virtually any requirement for indoor, outdoor, wall, or ceiling applications with a single, cohesive family of products.

In addition, a code-compliant AV system has many upfront calculations or requirements that can be complicated and time-consuming, such as calculating voltage drop on a circuit or obtaining documentation that needs to be included in a job file. System Sensor provides several online tools and software that can greatly simplify these processes.

Free Design Tools and Learning Resources

SpectrAlert Advance isn't just a line of notification appliances, it also includes a variety of free design tools and learning resources to help you efficiently design notification systems that meet code and save lives.

When designing a notification system, there are several tasks and calculations that can be tedious and time-consuming. System Sensor assists in this process by providing tools online at systemsensor.com/tools. Here, you can access free tools, such as the Voltage Drop Calculator and Mounting Options Tool, to simplify system design and product selection.

Other useful resources include the CAD download page at systemsensor.com/cad and the Engineering Specifications page at systemsensor.com/engspecs. These pages enable you to quickly download CAD files or engineering specifications for any System Sensor product. Simply click "GO" in the Document Center.

If it's training you're looking for, System Sensor online training, live and archived webinars, and seminars provide the latest information on meeting code and application requirements. These training resources can be accessed at systemsensor.com.

Finally, System Sensor provides several guides, case studies and white papers that include best practices on specific notification system applications.

Reduce the time and cost of installation and maintenance.

If you install notification systems, SpectrAlert® Advance greatly reduces the time and expense associated with installation, configuration and maintenance. That means you can win more bids, increase your margins, and take on more projects.

For example, SpectrAlert Advance provides aesthetic and functional consistency across its entire range of AV devices. Whether your project requires indoor, outdoor, wall, or ceiling appliances, you only need to learn one uniform product line. This approach reduces required training as well as potential confusion in the field.

Common SpectrAlert Advance features provide benefits beyond uniformity; they also provide exceptional time and cost benefits for your projects. First, all devices provide field-selectable settings and use a universal mounting plate for both wall and ceiling applications. The mounting plate is further enhanced with an onboard shorting spring that ensures wiring continuity before devices are installed, so you can verify that the loop is properly wired without mounting the devices and exposing them to potential construction damage.

Once the plates are mounted, all devices, including speakers and speaker strobes, utilize a plug-in design with a single captured screw to speed installation and virtually eliminate costly ground faults from crushed or pinched wires. In addition, if a device is damaged and needs to be replaced or its settings reconfigured, technicians simply loosen a single screw and unplug the device for replacement or adjustment.

Simple Installation Across the Entire Line

Whatever type of notification devices your project requires, SpectrAlert Advance provides a quick, easy, and uniform installation experience. Take our outdoor appliances. While this is the most extensive line of outdoor notification devices available, it maintains the look and feel of our indoor devices and all of the installation benefits – benefits that include mounting plates with onboard shorting springs, plug-in designs across the entire line (including speakers), and a preliminary snap-in feature with a single captured screw for quick and efficient device mounting.

SpectrAlert Advance outdoor devices also includes installation benefits designed specifically for outside environments. For example, NEMA 3R-rated weatherproof plates (WTP) make attractive water-tight flush mounting to a variety of outdoor surfaces quick and easy. The plastic used on outdoor devices resist UV-induced fading longer than most devices on the market, so you don't have to sacrifice looks to meet safety requirements.

Finally, lightweight NEMA 4X-rated plastic weatherproof back boxes now ship with all outdoor devices to make for an easier installation. These new materials protect against corrosion and, like the device plastic, resist UV-induced fading. With removable mounting ears, these back boxes can be used with cages or other external device protection products to obtain a cleaner look.

Strobes

SpectrAlert® Advance Strobes

SpectrAlert Advance strobes – which are available in ceiling-mount or wall-mount varieties to meet a wide variety of applications – are ideal for warning hearing-impaired individuals during an emergency event. For convenient installation, the universal mounting plate with its snap-in feature holds the product in place for the screw attachment. Strobes feature 11 field-selectable candela settings and are compatible with 12- or 24-volt systems for a high level of customization. SpectrAlert Advance strobes are listed to UL 1971 for public mode evacuation. Please note that model numbers with a "K" suffix are outdoor-rated products listed to UL 1638 and rated from -40° F to 151° F (-40° C to 66° C), with a NEMA 4X rating. See page 16 for our line of plain strobes for ECS/MNS applications.

Ceiling-Mount Strobes

Location	Red Model No.	White Model No.	Candela	Marking	Description
Indoor	SCR	SCW	Standard	FIRE	Clear lens
	SCRH	SCWH	High	FIRE	Clear lens
Outdoor	SCRK	SCWK	Standard	FIRE	Clear lens
	SCRHK	SCWHK	High	FIRE	Clear lens

Wall-Mount Strobes

Location	Red Model No.	White Model No.	Candela	Marking	Description
Indoor	SR	SW	Standard	FIRE	Clear lens
	SR-SP	—	Standard	FUEGO	Clear lens
	SRH	SWH	High	FIRE	Clear lens
Outdoor	SRK	SWK	Standard	FIRE	Clear lens
	SRK-R	SWK-R	Standard	FIRE	Clear lens, Device only
	SRHK	SWHK	High	FIRE	Clear lens
	SRHK-R	—	High	FIRE	Clear lens, Device only

Notes:
- Standard Candela settings: 15, 15/75, 30, 75, 95, 110, and 115
- High Candela settings: 135, 150, 177, and 185
- -SP denotes "FUEGO" printed housing.
- -R represents replacement device only, ships minus plastic weatherproof back box.
- -R outdoor replacement models are meant for use with WTP series of weatherproof flush-mount plates or SA-WBB outdoor metal weatherproof back boxes.

Private vs. Public Mode Notification

"Private mode" applications are those where a signal is known to be in place and where someone is trained to take additional action upon notification from the alarm signal. Examples include control rooms, nurses' stations and guard desks. These emergency signaling applications may not have to meet ADA requirements and may be satisfied through installation of UL 1638 appliances.

"Public mode" operation includes audible or visible signaling to occupants or inhabitants of the area protected by the fire alarm system. The Americans with Disabilities Act, Section 301-7, defines a public accommodation as any facility that is privately operated, affects commerce with its operation, and falls into one of the 12 categories shown in the accompanying illustration. These categories are fairly general and will encompass a wide variety of facilities. Social service facilities, for example, include not only homeless shelters, adoption agencies, senior citizen centers, food banks and day care centers, but also halfway houses, substance abuse treatment facilities and other crisis centers.

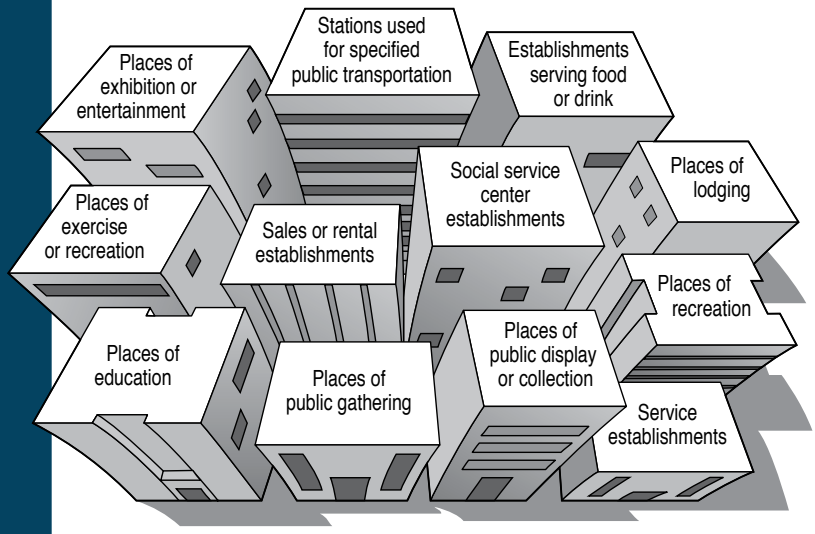

Chimes and **Chime Strobes**

SpectrAlert® Advance Chimes

SpectrAlert Advance chimes were designed to produce a distinctive chime tone to meet UL 464 private mode applications for alerting trained personnel to investigate possible emergency situations and take appropriate actions. Devices feature rotary switches to select from a multitude of sound patterns and volume settings, and are compatible with 12- or 24-volt systems for additional customization. Using the shorting spring feature to provide instant feedback to ensure that wiring is properly connected – in conjunction with our plug-in design – simplifies the process and cuts install time. Chimes are also compatible with the System Sensor synchronization protocol.

Chimes

Location	Red Model No.	White Model No.	Description
Indoor	CHR	CHW	Chime with selectable chime tones and volume settings

SpectrAlert® Advance Chime Strobes

SpectrAlert Advance indoor chime strobes were designed to produce a distinctive chime tone to meet UL 464 and UL 1638 in private mode applications, when alerting trained personnel to investigate possible emergency situations and take appropriate actions. Using the shorting spring feature to provide instant feedback to ensure that wiring is properly connected – in conjunction with our plug-in design – simplifies the process and cuts install time. With 7 field-selectable candela settings and 12- or 24-volt operation in one device, chime strobes maximize profits and provide a high level of customization.

Chime Strobes

Location	Red Model No.	White Model No.	Candela	Description
Indoor	CHSR	CHSW	Standard	2-wire, Clear lens

Mini-Horns and **Horns**

SpectrAlert® Advance Mini-Horns

The SpectrAlert Advance series of mini-horn sounders is ideal for providing primary and secondary signaling for fire and security applications such as hotel, motel, or residential fire system applications, or where smaller notification devices are desired. Mini-horns offer 2 volume settings, high or low, as well as temporal or non-temporal tones. Compatible with 12- or 24-volt systems. Mini-horns are compatible with the System Sensor synchronization protocol, and they can be mounted to single-gang back boxes for aesthetically pleasing applications.

Mini Horns

Location	Red Model No.	White Model No.	Description
Indoor	MHR	MHW	Mini Horn with two volume settings

SpectrAlert® Advance Horns

SpectrAlert Advance horns increase application flexibility for indoor or outdoor installations. Intended for full building notification as well as on the property ground, they produce a loud sound to notify occupants to evacuate the buildings. Installers can easily adapt devices to suit a wide range of application requirements by using field-selectable sound patterns and volume settings. Compatible with 12- or 24-volt systems. The universal mounting plate's plug-in design simplifies installation, too. SpectrAlert Advance horns are listed to UL 464 for public mode application, and "K" series outdoor products are listed to UL 464 for private mode applications and rated from -40° F to 151° F (-40° C to 66° C), with a NEMA 4X rating.

Wall-Mount Horns

Location	Red Model No.	White Model No.	Description
Indoor	HR	HW	Horn
Outdoor	HRK	—	Horn
	HRK-R	—	Horn, Device only

Notes:
- -R represents replacement device only, ships minus plastic weatherproof back box.
- -R outdoor replacement models are meant for use with WTP series of weatherproof flush-mount plates or SA-WBB outdoor metal weatherproof back boxes.

Horn Strobes

SpectrAlert® Advance Horn Strobes

SpectrAlert Advance horn strobes are rich with features guaranteed to cut installation time and maximize profits. Intended for full building notification as well as on the property ground, they produce a loud sound to notify occupants to evacuate the buildings; the strobe is intended to notify those that may have a hearing impairment. Features include a universal mounting plate with a preliminary snap-in feature to hold the product in place for the screw attachment, 11 field-selectable candela settings, and rotary switches to select horn tone and volume settings. Compatible with 12- or 24-volt systems. SpectrAlert Advance horn strobes are listed to UL 1971 and UL 464 for public mode evacuation. Model numbers with a “K” suffix are outdoor products that are listed to UL 1638 and UL 464 for private mode evacuation. The outdoor products are rated from -40° F to 151° F (-40° C to 66° C) and have a NEMA 4X rating.

Ceiling-Mount Horn Strobes

Location	Red Model No.	White Model No.	Candela	Marking	Description
Indoor	PC2R	PC2W	Standard	FIRE	2-Wire, Clear Lens
	—	PC2W-SP	Standard	FUEGO	2-Wire, Clear Lens
	PC2RH	PC2WH	High	FIRE	2-Wire, Clear Lens
	PC4R	PC4W	Standard	FIRE	4-Wire, Clear Lens
	PC4RH	—	High	FIRE	4-Wire, Clear Lens
Outdoor	PC2RK	PC2WK	Standard	FIRE	2-Wire, Clear Lens
	PC2RHK	PC2WHK	High	FIRE	2-Wire, Clear Lens

Wall-Mount Horn Strobes

Location	Red Model No.	White Model No.	Candela	Marking	Description
Indoor	P2R	P2W	Standard	FIRE	2-Wire, Clear Lens
	P2R-SP	—	Standard	FUEGO	2-Wire, Clear Lens
	P2RH	P2WH	High	FIRE	2-Wire, Clear Lens
	P4R	P4W	Standard	FIRE	4-Wire, Clear Lens
	P4RH	—	High	FIRE	4-Wire, Clear Lens
Outdoor	P2RK	P2WK	Standard	FIRE	2-Wire, Clear Lens
	P2RK-R	—	Standard	FIRE	2-Wire, Clear Lens, Device Only
	P2RHK	P2WHK	High	FIRE	2-Wire, Clear Lens
	—	P2WHK-R	High	FIRE	2-Wire, Clear Lens, Device Only
	P2RHK-120	—	High	FIRE	2-Wire, Clear Lens, 120 V
	P4RK	P4WK	Standard	FIRE	4-Wire, Clear Lens
	P4RK-R	—	Standard	FIRE	4-Wire, Clear Lens, Device Only

Notes:
- Standard Candela settings: 15, 15/75, 30, 75, 95, 110, and 115
- High Candela settings: 135, 150, 177, and 185
- -SP denotes “FUEGO” printed housing.
- -R represents replacement device only, ships minus plastic weatherproof back box.
- -R outdoor replacement models are meant for use with WTP series of weatherproof flush-mount plates or SA-WBB outdoor metal weatherproof back boxes.

Directional Sounders

SpectrAlert® Advance Directional Sounder

The ExitPoint Directional Sounder with Voice Messaging is a unique life safety product. It produces pulsating sound consisting of broadband low-, mid-, and high-range sound that helps occupants determine the location of the sound. When placed strategically within a building, they can lead building occupants to the nearest and safest exit or area of refugee, even in low-to-no visibility. Sounder can also play a recorded voice alert message in 15 different language combinations to instruct occupants what to do as they approach, which allows them to act quickly. It includes 4-speed selections and 5 power settings for 24-volt operation.

Directional Sounders

Location	White Model No.	Description
Indoor	PF24V	ExitPoint™ Directional Sounder with Voice Messaging

Low Frequency Sounders and Sounder Strobes

SpectrAlert® Advance Sounders

SpectrAlert Advance low frequency sounders are custom designed to meet the 520Hz low frequency requirements. Studies show that a lower frequency, centered around 520Hz, is the most ideal to awaken sleeping occupants, even those with mild to severe hearing loss. Their tamper-resistant construction and universal mounting plate with plug-in design provide durability and flexibility. Sounders also offer field-selectable settings – such as a rotary switch for the low frequency tones in 3 sound patterns – and are compatible with 12-or 24 volt systems. Devices come enabled with System Sensor synchronization protocol.

Low Frequency Sounders

Location	Red Model No.	White Model No.	Description
Indoor	HR-LF	HW-LF	Low Frequency 520 Hz

SpectrAlert® Advance Sounder Strobes

SpectrAlert Advance low frequency sounder strobes are custom designed to meet the 520Hz low frequency requirements while providing visual notification requirements. Studies show that a lower frequency, centered around 520Hz, is the most ideal to awaken sleeping occupants, even those with mild to severe hearing loss. Sounders offer field-selectable candela settings, as well as a rotary switch for the low frequency tone's 2 sound patterns. Their tamper-resistant construction, 24-volt operation, and universal mounting plate with plug-in design provide durability and flexibility.

Low Frequency Sounder Strobes

Location	Red Model No.	White Model No.	Candela	Marking	Description
Indoor	P2RH-LF	P2WH-LF	High	FIRE	Low Frequency 520 Hz

Notes:
- -LF denotes low frequency 520 Hz sound
- -High Candela setting: 135,150,177 and 185 cd

NFPA 72® 2010 and 2013
Low Frequency Code

SpectrAlert Advance® Low Frequency Sounders and Sounder Strobes meet the NFPA 72®: 2010/2013 low frequency requirements for all commercial and certain residential sleeping spaces. Studies driving these requirements have shown that a lower frequency is more effective at waking individuals in a fire event, including those with mild to severe hearing loss.

Speakers

SpectrAlert® Advance Speakers

Dual-voltage (25/70.7 Vrms) evacuation speakers were designed for fast installation and top performance in noisy environments. The low total harmonic distortion of the SP speaker offers high fidelity sound output, while the SPV speaker offers high-volume sound output for use in high-ambient noise applications. Evacuation speakers also feature a plug-in design for reducing ground faults. The outdoor models ship with a plastic outdoor back box, featuring removable side flanges and improved saltwater corrosion resistance. Model numbers with a “K” suffix are outdoor rated products that are listed to UL 1480 and rated from -40° F to 151° F (-40° C to 66° C), with a NEMA 4X rating.

Ceiling-Mount Speakers

Location	Red Model No.	White Model No.	Description
Indoor	SPCR	SPCW	Dual-voltage evacuation speaker
	SPCRV	SPCWV	Dual-voltage evacuation speaker with high-volume dB sound output
Outdoor	—	SPCWK	Dual-voltage evacuation speaker
	—	SPCWK-R	Dual-voltage evacuation speaker, Device only

Wall-Mount Speakers

Location	Red Model No.	White Model No.	Description
Indoor	SPR	SPW	Dual-voltage evacuation speaker
	SPRV	SPWV	Dual-voltage evacuation speaker with high-volume dB sound output
Outdoor	SPRK	SPWK	Dual-voltage evacuation speaker
	SPRK-R	—	Dual-voltage evacuation speaker, Device only

Notes:
- -R represents replacement device only, ships minus plastic weatherproof back box.
- -R outdoor replacement models are meant for use with WTP series of weatherproof flush-mount plates or MWBB outdoor metal weatherproof back boxes.

Voice Evacuation
Design Information

A word about speaker output ratings from listing agencies:

On many speaker data sheets, there are two speaker output ratings provided. One is referred to as reverberant and the other is anechoic. In the US, Underwriters Laboratories uses a reverberant chamber to test speakers. A reverberant chamber is a specially constructed room with walls that have almost no sound absorption. Since the walls are so highly reflective of sound waves, the sound energy distribution in the room is very uniform. When designing systems for UL compliance, the sound output measured using the reverberant method should be used.

Underwriters Laboratories of Canada takes just the opposite approach and uses an anechoic chamber. An anechoic chamber has almost no sound reflection. This chamber produces a different result in the speaker specification. When designing systems for ULC compliance, the sound output measured with the anechoic method should be used.

Speaker Strobes

SpectrAlert® Advance Speaker Strobes

During an emergency, building occupants and those on property grounds need to quickly understand what is happening and what actions to take. SpectrAlert Advance speaker strobes transmit the clear, intelligible messages and visible notification necessary to meet code, save lives, and protect property. In addition, selectable-output speaker strobes offer many features to reduce ground faults and simplify installation. Rotary switches allow installers to select voltage and power, and the 11 field-selectable candela settings accommodate any application. Low total harmonic distortion of the SP series provides high fidelity sound output while the SPV speakers offer high volume output, making them ideal for use in high-ambient noise environments. The plug-in design and universal mounting plate provides additional flexibility. Model numbers with a “K” suffix are outdoor rated products that are listed to UL 1971 and UL 1480 and are rated from -40° F to 151° F (-40° C to 66° C), with a NEMA 4X rating. The outdoor models ship with the plastic outdoor back box.

Ceiling-Mount Speaker Strobes

Location	Red Model No.	White Model No.	Candela	Marking	Description
Indoor	SPSCR	SPSCW	Standard	FIRE	Clear lens
	SPSCRV	SPSCWV	Standard	FIRE	High volume dB, Clear lens
	SPSCRH	SPSCWH	High	FIRE	Clear lens
	SPSCRVH	SPSCWVH	High	FIRE	High volume dB, Clear lens
Outdoor	—	SPSCWK	Standard	FIRE	Clear lens
	—	SPSCWK-R	Standard	FIRE	Clear lens, Device only
	—	SPSCWHK	High	FIRE	Clear Lens

Wall-Mount Speaker Strobes

Location	Red Model No.	White Model No.	Candela	Marking	Description
Indoor	SPSR	SPSW	Standard	FIRE	Clear lens
	SPSRV	SPSWV	Standard	FIRE	High volume dB, Clear lens
	SPSRH	SPSWH	High	FIRE	Clear lens
Outdoor	SPSRK	SPSWK	Standard	FIRE	Clear lens
	SPSRK-R	SPSWK-R	Standard	FIRE	Clear lens, Device only
	SPSRHK	—	High	FIRE	Clear Lens

Notes:
- Standard Candela settings: 15, 15/75, 30, 75, 95, 110, and 115
- High Candela settings: 135, 150, 177, and 185
- -R represents replacement device only, ships minus plastic weatherproof back box.
- -R outdoor replacement models are meant for use with WTP series of weatherproof flush-mount plates or MWBB outdoor metal weatherproof back boxes.

Plain Horn Strobes, Speaker Strobes, and Strobes

SpectrAlert® Advance Plain Notification Appliances

SpectrAlert Advance plain horn strobes, speaker strobes, and strobes were designed to reduce installation time and meet a wide variety of Mass Notification and Emergency Communication applications. All of the plain notification appliances carry the same product specifications as the “FIRE” marked products. Compatible with our colored lenses and decal kits to provide distinctive visual signaling during and emergency. Model numbers with a “K” suffix are outdoor rated products that are listed to UL 1638 and UL 1480 and are rated from -40° F to 151° F (-40° C to 66° C) and have a NEMA 4X rating. The outdoor models ship with the plastic outdoor back box.

Ceiling-Mount Horn Strobes

Location	Red Model No.	White Model No.	Candela	Marking*	Description
Indoor	PC2R-P	PC2W-P	Standard	None	2-Wire, Clear Lens
	—	PC2WH-P	High	None	2-Wire, Clear Lens

Wall-Mount Horn Strobes

Location	Red Model No.	White Model No.	Candela	Marking*	Description
Indoor	P2R-P	P2W-P	Standard	None	2-Wire, Clear Lens
	—	P2WH-P	High	None	2-Wire, Clear Lens
	P4R-P	P4W-P	Standard	None	4-Wire, Clear Lens
Outdoor	P2RK-P	P2WK-P	Standard	None	2-Wire, Clear Lens
	P2RHK-P	P2WHK-P	High	None	2-Wire, Clear Lens

Plain Ceiling-Mount Speaker Strobes

Location	Red Model No.	White Model No.	Candela	Marking*	Description
Indoor	—	SPSCW-P	Standard	None	Clear lens
	—	SPSCWV-P	Standard	None	High volume dB, Clear lens
	—	SPSCWH-P	High	None	Clear lens
Outdoor	—	SPSCWHK-P	High	None	Clear lens

Plain Wall-Mount Speaker Strobes

Location	Red Model No.	White Model No.	Candela	Marking*	Description
Indoor	SPSR-P	SPSW-P	Standard	None	Clear lens
	—	SPSWH-P	High	None	Clear lens
Outdoor	SPSRK-P	SPSWK-P	Standard	None	Clear lens

Plain Ceiling-Mount Strobes

Location	Red Model No.	White Model No.	Candela	Marking*	Description
Indoor	—	SCW-P	Standard	None	Clear Lens

Plain Wall-Mount Strobes

Location	Red Model No.	White Model No.	Candela	Marking*	Description
Indoor	SR-P	SW-P	Standard	None	Clear lens
	—	SWH-P	High	None	Clear lens
Outdoor	SRK-P	SWK-P	Standard	None	Clear lens
	SRHK-P	SWHK-P	High	None	Clear lens

Notes:
- Standard Candela settings: 15, 15/75, 30, 75, 95, 110, and 115
- High Candela settings: 135, 150, 177, and 185
- -P denotes plain devices with no markings.
- *Compatible with DECAL-R and DECAL-RC for white devices (red letters) and DECAL-W or DECAL-WC for red devices (white letters).

Emergency Communication Devices

Alert Devices for Emergency Communication Systems

ALERT-printed devices include all the time and cost-saving benefits of the rest of the SpectrAlert Advance line, while also meeting NFPA Chapter 24 and UFC strobe requirements. Amber lens strobes are listed to UL 1638 for private mode applications. Clear lens strobes are listed to UL 1971 for public mode evacuation and are compatible with colored lenses and decal kits. Speaker meets UL 1480.

Model numbers with a “K” are outdoor rated products that are listed to UL 1480 and UL 1638 and rated from -40° F to 151° F (-40° C to 66° C), with a NEMA 4X rating.

ALERT Ceiling-Mount Strobes and Speaker Strobes

Location	White Model No.	Candela	Marking	Description
Indoor	SCW-CLR-ALERT	Standard	ALERT	Strobe, Clear lens
	SPSCW-CLR-ALERT	Standard	ALERT	Speaker Strobe, Clear lens
Outdoor	SPSCWK-CLR-ALERT	Standard	ALERT	Speaker Strobe, Clear lens

ALERT Wall-Mount Strobes and Speaker Strobes

Location	White Model No.	Candela	Marking	Description
Indoor	SW-ALERT	Standard	ALERT	Strobe, Amber lens
	SW-CLR-ALERT	Standard	ALERT	Strobe, Clear lens
	SWH-ALERT	High	ALERT	Strobe, Amber lens
	SPSW-ALERT	Standard	ALERT	Speaker Strobe, Amber lens
	SPSW-CLR-ALERT	Standard	ALERT	Speaker Strobe, Clear lens
Outdoor	SPSWK-CLR-ALERT	Standard	ALERT	Speaker Strobe, Clear lens

Notes:
- Standard Candela settings: 15, 15/75, 30, 75, 95, 110, and 115
- High Candela settings: 135, 150, 177, and 185
- -ALERT models are Amber Lens marked ALERT
- -CLR-ALERT models are Clear Lens marked ALERT

Dual Strobe Expander Plates for Emergency Communications

The SpectrAlert Advance Dual Strobe and Dual Strobe with Speaker Expander Plates provide lower costs and improve aesthetics by performing the functions of 2-3 devices for emergency communication systems. Devices are compatible with 12- or 24-volt systems and come enabled with System Sensor synchronization protocol. Please note that the amber lens strobe is listed to UL 1638 for private mode applications, and the clear lens strobe is listed to UL 1971 for public mode applications. The clear lens strobes are compatible with colored lenses for UL 1638 private mode applications.

Dual Strobe Expander Plates

Location	White Model No.	Candela	Marking	Description
Indoor	SEP-SW	Standard	ALERT	Strobe, Amber lens
	SEP-SW-P	Standard	None*	Strobe, Clear lens
	SEP-SPSW	Standard	ALERT	Speaker Strobe, Amber lens
	SEP-SPSW-P	Standard	None*	Speaker Strobe, Clear lens

Notes:
- Standard Candela settings: 15, 15/75, 30, 75, 95, 110, and 115
- High Candela settings: 135, 150, 177, and 185
- -P suffix denotes plain housing (no “FIRE” print)

Audible Visible **Accessories**

SpectrAlert Advance devices can be adapted to nearly any application with the appropriate accessory. Our mounting options allow our strobes, speakers, horns, chimes, and strobe combinations to be placed in new or existing construction with professional results.

Ceiling-Mount Back Boxes

Location	Red Model No.	White Model No.	Description
Indoor	SBBCR	SBBCW	Surface-mount back box for ceiling-mount horns, strobes, horn strobes, speakers, and speaker strobes
Outdoor	SA-WBBC	SA-WBBCW	Metal outdoor back box for ceiling-mount horns, strobes, and horn strobes
	—	MWBBCW	Metal weatherproof back box for speakers and speaker strobes

Wall-Mount Back Boxes

Location	Red Model No.	White Model No.	Description
Indoor	SBBR	SBBW	Surface-mount back box for wall-mount horns, strobes, and horn strobes
	SBBSPR	SBBSPW	Surface-mount back box for wall-mount speakers and speaker strobes
Outdoor	SA-WBB	SA-WBBW	Metal outdoor back box for wall-mount horns, strobes, and horn strobes
	MWBB	MWBBW	Metal outdoor back box for speakers and speaker strobes

Back Box Skirts

Mounting	Red Model No.	White Model No.	Description
Wall	—	BBS-SP201W	Wall-mount back box skirt for ExitPoint Directional Sounder
	—	SEP-BBSW	Strobe expander plate back box skirt for Dual Strobe Expander Plates
	—	SPSEP-BBSW	Speaker strobe expander plate back box skirt for Dual Strobe Expander Plates

Colored Lenses - For use with plain (non-FIRE marked) strobe devices.

Ceiling Model No.	Wall Model No.	Color	Description
LENS-AC	LENS-A	Amber	Lens attachment for all SpectrAlert Advance plain (non-FIRE marked) indoor or outdoor, ceiling- or wall-mounted strobes
LENS-BC	LENS-B	Blue	
LENS-GC	LENS-G	Green	
LENS-RC	LENS-R	Red	

Decal Kits - For use with plain (non-FIRE marked) devices.

Mounting	Model No.	Color	Description
Ceiling	DECAL-RC	Red Letters	60 decals* for up to 5 white devices (3 decals are required per device)
	DECAL-WC	White Letters	60 decals* for up to 5 red devices (3 decals are required per device)
Wall	DECAL-R	Red Letters	40 decals* for up to 5 white devices (2 decals are required per device)
	DECAL-W	White Letters	40 decals* for up to 5 red devices (2 decals are required per device)

*All decals include labels "AGENT, EVAC, ALERT and FIRE" for up to 5 devices.

Mounting Plates

Model No.	Mounting	Description
MP120K	Wall or Ceiling	Indoor/Outdoor 120 VAC adapter mounting plate for use with SpectrAlert Advance horns, strobes, 2-wire horn strobes, chimes and chime strobes

Retrofit Plates

Red Model No.	White Model No.	Description
RFP	RFPW	Retrofit plate for SpectrAlert Advance devices

Weatherproof Plates

Red Model No.	White Model No.	Description
WTP	WTPW	Weatherproof plate for flush mounting outdoor horns, strobes, and horn strobes
WTP-SP	WTP-SPW	Weatherproof plate for flushing mounting outdoor speakers and speaker strobes

Sync-Circuit Module

Red Model No.	White Model No.	Description
MDL3R	MDL3W	12 and 24 V sync-ciruit module

Trim Rings

Mounting	Red Model No.	White Model No.	Description
Ceiling	TRC	TRCW	Trim ring for SpectrAlert Advance speakers and speaker strobes
Wall	TR	TRW	Trim ring for SpectrAlert Advance speakers and speaker strobes
	TR-HS	—	Trim ring for SpectrAlert Advance horns, strobes, and horn strobes



Specifications and **Ratings**

UL Max. Strobe Current Draw (mA RMS)

		8–17.5 Volts		16–33 Volts	
	Candela	DC	FWR	DC	FWR
Standard Candela Range	15	123	128	66	71
	15/75	142	148	77	81
	30	NA	NA	94	96
	75	NA	NA	158	153
	95	NA	NA	181	176
	110	NA	NA	202	195
	115	NA	NA	210	205
High Candela Range	135	NA	NA	228	207
	150	NA	NA	246	220
	177	NA	NA	281	251
	185	NA	NA	286	258

UL Max. Mini-Horn Current Draw (mA RMS)

		8–17.5 Volts		16–33 Volts	
Sound Pattern	Volume	DC	FWR	DC	FWR
Temporal	High	12	10	17	15
Temporal	Low	10	9	14	13
Non-Temporal	High	22	17	29	25
Non-Temporal	Low	17	13	21	19

Mini-Horn Output (dBA)

Pattern	Output Level	8–17.5 VDC	8–17.5 VFWR	Nominal 12 VDC	Nominal 12 VFWR	16–33 VDC	16–33 VFWR
Temporal	High	68	67	71	70	78	76
Temporal	Low	66	65	69	68	76	75
Continuous	High	72	71	75	74	80	79
Continuous	Low	70	69	73	72	78	77

UL Max. Horn Current Draw (mA RMS)

		8–17.5 Volts		16–33 Volts	
Sound Pattern	dB	DC	FWR	DC	FWR
Temporal	High	57	55	69	75
Temporal	Medium	44	49	58	69
Temporal	Low	38	44	44	48
Non-Temporal	High	57	56	69	75
Non-Temporal	Medium	42	50	60	69
Non-Temporal	Low	41	44	50	50
Coded	High	57	55	69	75
Coded	Medium	44	51	56	69
Coded	Low	40	46	52	50

Horn Output (dBA) in UL Reverberant Room

							24 Volt Nominal Measurements			
			8–17.5 Volts**		16–33 Volts**		Reverberant		Anechoic	
Switch Position	Sound Pattern	dB	DC	FWR	DC	FWR	DC	FWR	DC	FWR
1	Temporal	High	78	78	84	84	88	88	99	98
2	Temporal	Medium	75	75	80	80	86	85	96	96
3	Temporal	Low	71	71	76	76	81	79	94	89
4	Non-Temporal	High	82	82	88	88	93	92	100	100
5	Non-Temporal	Medium	78	78	85	85	90	89	98	98
6	Non-Temporal	Low	73	74	81	81	86	84	96	92
7*	Coded	High	82	82	88	88	93	92	101	101
8*	Coded	Medium	78	78	85	85	90	89	97	98
9*	Coded	Low	74	75	81	81	85	83	96	92

*Horn & 4-wire Horn Strobe only. **Minimum dB rating for Operational Voltage Range per UL 464.

Rotary Horn and Horn Strobe Switch Settings

Setting	Repetition Rate	dB Level
1	Temporal Horn	High
2	Temporal Horn	Medium
3	Temporal Horn	Low
4	Normal Horn	High
5	Normal Horn	Medium
6	Normal Horn	Low
7*	Externally Coded	High
8*	Externally Coded	Medium
9*	Externally Coded	Low

*Horn and 4-wire horn strobe only.

UL Max. Current Draw (mA RMS), 2-Wire Horn Strobe, Standard Candela Range (15–115 cd)

	8–17.5 Volts		16–33 Volts						
DC Input	15	15/75	15	15/75	30	75	95	110	115
Temporal High	137	147	79	90	107	176	194	212	218
Temporal Medium	132	144	69	80	97	157	182	201	210
Temporal Low	132	143	66	77	93	154	179	198	207
Non-Temporal High	141	152	91	100	116	176	201	221	229
Non-Temporal Medium	133	145	75	85	102	163	187	207	216
Non-Temporal Low	131	144	68	79	96	156	182	201	210
FWR Input									
Temporal High	136	155	88	97	112	168	190	210	218
Temporal Medium	129	152	78	88	103	160	184	202	206
Temporal Low	129	151	76	86	101	160	184	194	201
Non-Temporal High	142	161	103	112	126	181	203	221	229
Non-Temporal Medium	134	155	85	95	110	166	189	208	216
Non-Temporal Low	132	154	80	90	105	161	184	202	211

UL Max. Current Draw (mA RMS), 2-Wire Horn Strobe, High Candela Range (135–185 cd)

	16–33 Volts					16–33 Volts			
DC Input	135	150	177	185	FWR Input	135	150	177	185
Temporal High	245	259	290	297	Temporal High	215	231	258	265
Temporal Medium	235	253	288	297	Temporal Medium	209	224	250	258
Temporal Low	232	251	282	292	Temporal Low	207	221	248	256
Non-Temporal High	255	270	303	309	Non-Temporal High	233	248	275	281
Non-Temporal Medium	242	259	293	299	Non-Temporal Medium	219	232	262	267
Non-Temporal Low	238	254	291	295	Non-Temporal Low	214	229	256	262

UL Max. Chime Current Draw (mA RMS)

		8–17.5 Volts		16–33 Volts	
Sound Pattern	dB	DC	FWR	DC	FWR
1 Second Chime	High	34	50	58	51
1 Second Chime	Low	30	51	51	54
¼ Second Chime	High	34	51	50	50
¼ Second Chime	Low	31	51	50	52
Temporal Chime	High	30	50	48	54
Temporal Chime	Low	30	47	50	51
5 Second Whoop	High	32	52	34	54
5 Second Whoop	Low	30	40	34	52
One Test Chime/coded	High	48	49	50	50

Specifications and **Ratings**

ExitPoint™ Current Draw Measurements and Sound Output Guide

Speed Selection			Maximum DC Operating Current (mA RMS) (16 to 33 V)	Audibility (dBA) (16 to 33 V) Note 1	Audibility (dBA) (16 to 33 V) Note 2
Speed	DIP Switch Selection	Power Setting			
Fast (Exit)	10	High	185	98	75
Fast (Exit)	10	Med-High	131	95	72
Fast (Exit)	10	Med	78	92	69
Fast (Exit)	10	Med-Low	76	89	66
Fast (Exit)	10	Low	64	86	63
Med-Fast	9	High	170	98	74
Med-Fast	9	Med-High	124	95	71
Med-Fast	9	Med	75	93	68
Med-Fast	9	Med-Low	73	90	65
Med-Fast	9	Low	62	87	62
Med-Slow	8	High	135	97	73
Med-Slow	8	Med-High	104	95	70
Med-Slow	8	Med	67	92	67
Med-Slow	8	Med-Low	65	89	64
Med-Slow	8	Low	57	87	61
Slow	7	High	120	98	72
Slow	7	Med-High	92	95	69
Slow	7	Med	62	92	66
Slow	7	Med-Low	61	89	63
Slow	7	Low	54	86	60

Note 1: Sound output data peak dB measured in ULC anechoic room at 10 feet.

Note 2: Sound output measured in a reverberant room at 10 feet.

Low Frequency Sounder Current Draw (mA) for H-LF Series:

Position	Sound Pattern	8–17.5 Volts		16–33 Volts	
		DC	FWR	DC	FWR
1	Temporal	191	262	138	166
2	Continuous	292	384	138	208
3	Coded	292	388	153	205

NOTE: In position 3, temporal coding must be provided by the NAC. If the NAC voltage is held constant, the sounder output will remain constantly on. Coded ratings provided are for continuous voltage. Position 3 is not available on 2-wire low frequency sounder/strobe products.

Low Frequency Sounder Output (dBA) in Reverberant (UL**) and Anechoic Room:

Switch Position	Sound Pattern	8–17.5 Volts**		16–33 Volts**		24 V Nominal Measurements			
						Reverberant		Anechoic	
		DC	FWR	DC	FWR	DC	FWR	DC	FWR
1	Temporal	76	76	76	76	76	76	86	86
2	Continuous	80	80	80	80	80	80	90	90
3*	Coded	80	80	80	80	80	80	90	90

*Sounder ratings provided are for continuous voltage as provided by the NAC.

** Minimum dB rating for Operational Voltage Range as per UL 464.

Low Frequency Sounder/Strobe Current Draw (mA) for P2H-LF High Candela Range Series:

Sound Pattern	16–33 Volts DC				16–33 Volts FWR			
	135 cd	150 cd	177 cd	185 cd	135 cd	150 cd	177 cd	185 cd
Temporal	277	292	325	344	296	309	343	351
Continuous	337	362	387	417	393	395	432	433

Indoor Speaker and Speaker Strobe Sound Output

UL Reverberant (dBA @ 10 ft.)	2 W	1 W	½ W	¼ W
Wall- and Ceiling-Mount SP Series	86	83	80	77
Wall- and Ceiling-Mount SPV Series	90	87	84	81
Wall- and Ceiling-Mount SPS Series	85	82	79	76
Wall- and Ceiling-Mount SPSV Series	89	86	83	80

Outdoor Speaker and Speaker Strobe Sound Output

UL Reverberant (dBA @ 10 ft.)	2 W	1 W	½ W	¼ W
Wall- and Ceiling-Mount Speaker K Series	90	87	84	81
Wall- and Ceiling-Mount Speaker Strobe K Series	89	86	83	80

Candela Measurements, Amber Lens Strobe

	Candela	On-Axis Rating (UL 1638)
Standard Candela Range	15	15
	15/75	15/75
	30	30
	75	75
	95	95
	110	110
	115	115
High Candela Range	135	135
	150	150
	177	177
	185	185

Specifications

Standard Operating Temperature
32°F to 120°F (0°C to 49°C)

K Series Operating Temperature
–40°F to 151°F (–40°C to 66°C)

Humidity Range
10% to 93% non-condensing (indoor products)

Strobe Flash Rate
1 flash per second

Nominal Voltage
Regulated 12 DC/FWR or regulated 24 DC/FWR[1]

Operating Voltage Range[2]
8 V to 17.5 V (12 V nominal) or 16 V to 33 V (24 V nominal)

Input Terminal Wire Gauge
12 AWG to 18 AWG

Ceiling-Mount Dimensions (including lens)
6.8 in Dia. × 2.5 in H (173 mm Dia. × 64 mm H)

Wall-Mount Dimensions (including lens)
5.6 in L × 4.7 in W × 2.5 in D
(142 mm L × 119 mm W × 64 mm D)

Horn Dimensions
5.6 in L × 4.7 in W × 1.3 in D
(142 mm L × 119 mm W × 33 mm D)

Mini-Horn Dimensions
4.6 in L × 2.9 in W × .45 in D
(117 mm L × 74 mm W × 11.5 mm D)

Wall Weatherproof Back Box Dimensions
5.7 in L × 5.1 in W × 2.0 in D
(145 mm L × 130 mm W × 51 mm D)

Notes:

1. Full Wave Rectified (FWR) voltage is an unfiltered, time-varying power source that is used on some power supply and panel outputs.
2. P, S, PC, and SC products will operate at 12 V nominal only for 15 and 15/75 cd.
3. To calculate current draw for 4-wire horn strobes, combine horn and strobe current draws from the tables at left.

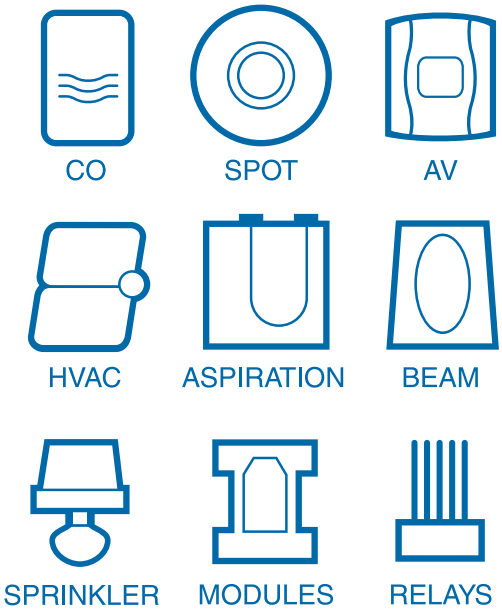

Founded in 1984, System Sensor is a global manufacturer of fire and life safety devices, specializing in smoke detection, carbon monoxide detection, and notification technology. System Sensor develops products for real-world applications worldwide. With sales, service, and manufacturing facilities throughout the Americas, Europe, and Asia, System Sensor places a premium on research and development to provide the most reliable, innovative, and comprehensive line of products in the industry.

www.systemsensor.com/**av**

©2014 System Sensor. Product specifications subject to change without notice.
AVBR10408 • 10/14