OSID

Open-area Smoke Imaging Detection (OSID)

Honeywell

OSID

Large, open spaces – warehouses, airports, train stations, stadiums and shopping malls – pose unique challenges to reliable fire detection due to their environmental nature and limitations.

Open-area Smoke Detection Reinvented

OSID is designed specifically for these environments, enabling early detection and response to save lives and prevent service disruptions.

OSID uses a sophisticated algorithm to map and compare the strength of infrared (IR) and ultraviolet (UV) light signals from detectors configured in the area.

OSID also reduces the costs of installation thanks the ball and socket arrangement with simple laser screwdriver alignment. The Emitters come both battery powered and wired.

Superior Features Offered by OSID

- Patented dual wavelength, UV & IR, particle detection
- CMOS imager with wide viewing angles
- Simple installation, commissioning and maintenance - up to 70% time saving compared to traditional beams
- High tolerance to vibration and structural movement and high airflow
- High resistance to dust, fogging, steam, reflections and object intrusion
- High resistance to reflected sunlight
- Requires as little as 20 x 20 cm (8x8") unobstructed width of view
- On-board log memory for fault and alarm diagnostics
- Software tool for diagnostic purposes
- Aesthetically discreet and 3D coverage
- Long range up to 150 m (492 ft)

OSID Configurations

OSID systems may be configured to protect a range of spaces, regardless of shape. The protection zone or "fire web" is determined by the placement of OSID detectors. Multi-emitter solutions provide a true 3D arrangement.

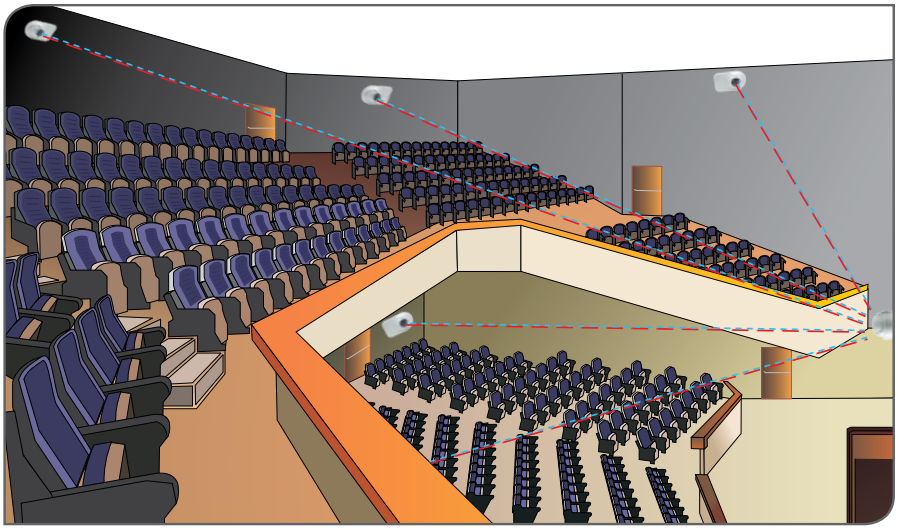

OSID

Where Flexible Detection Coverage is Needed

OSID can support up to 7 Emitters with a single Imager making it easy to deploy in unusually shaped areas. Emitters can be placed at different heights to overcome stratification and provide earlier detection. This Multi-Emitter 3D approach also provides a 50% better detection coverage because beams converging to one point are more closely spaced in the area.

Unique Detection Technology

OSID innovatively combines two technologies to reliably detect smoke in large, open spaces.

Dual-wavelength Particle Detection

By using two wavelengths of light to detect particles, the system is able to distinguish between particle sizes. The shorter UV wavelength interacts strongly with both small and large particles, while the longer IR wavelength is affected predominantly by larger particles. Dual-wavelength path loss measurements therefore enable the detector to provide repeatable smoke obscuration values, while rejecting the presence of dust particles or solid intruding objects.

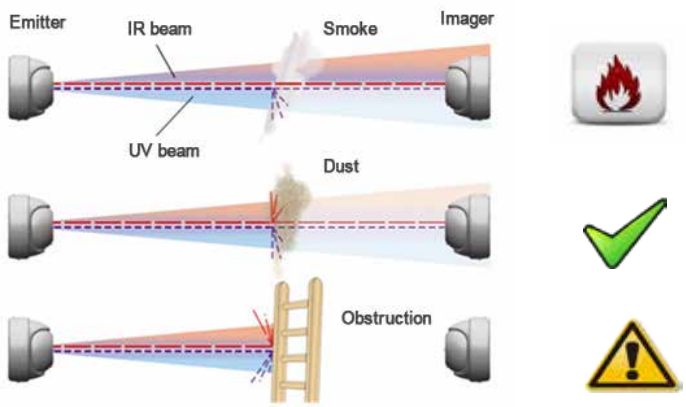

Optical Imaging with CMOS Imager Arrays

An optical imaging array in the OSID detector provides a wider viewing angle to locate and capture images. Consequently, the system is easier to install and align and can compensate for drift caused by natural shifts in building structures.

Optical filtering, high-speed image acquisition, and intelligent software algorithms also enable the OSID detector to process images and provide new levels of stability and sensitivity while providing high tolerance to high-level lighting variability.

Actual view from the Imager indicating with icons the position of the various Emitters in its field of view

OSID

Award Winning OSID Range

OSI-10	**Imager 8° FOV** Distance 30-150 m with OSE-SP-01/W. This configuration is for a 1 on 1 system. The OSI-10 is not suited to work with High Powered Emitters.	
OSI-90	**Imager 80° FOV** Distance 6-34 m with OSE-SP-01/W. Distance 12-68 m with OSE-HPW. Distance 12-50 m with OSE-HP-01. The OSI-90 can operate with up to 7 Emitters.	
OSE-SP-01	**Emitter battery powered-alkaline battery** Using battery powered Emitters, with a guaranteed 5 year life, drastically reduce the wiring and installation costs.	
OSE-HP-01	**Emitter High Power battery powered-alkaline battery** Using battery powered Emitters, with a guaranteed 3 year life, drastically reduce the wiring and installation costs.	
OSE-SPW	**Emitter Wired 24 Vdc** A preferred solution when 24 Vdc is close by.	
OSE-HPW	**Emitter High Power Wired 24 Vdc** Allows to double the detection ranges of the OSI- 90.	
OSID-INST	**OSID Installation Kit** Kit including laser alignment tool, test filter, PC cable, cleaning cloth, reflectors and manual.	
OSP-001	**FTDI Cable 1.5m** Allows to connect a PC and hence OSID Diagnostic SW to the Imager. The FTDI cable can be extended with another 20 m using cable with an active USB amplifier.	
OSP-002	**Laser Alignment tool** A unique alignment tool for fast alignment. Aligns and locks the eyeball. Does also activate Emitters when locked.	

OSID

OSID-WG	**Wire Guard** A steel cage to protect OSID Imagers and Emitters from vandalism and accidental damage.	
OSID-EHI	**Imager Environmental Housing** Custom designed IP 66, NEMA 4-4X protective and environmental housings protect OSID Imagers from dust and water ingress in industrial environments.	
OSID-EHE	**Emitter Environmental Housing** Custom designed IP 66, NEMA 4-4X protective and environmental housings protect OSID Emitters from dust and water ingress in industrial environments.	
OSE-ACF	**Anti-condensation film for Emitters** An easy applicable film that provide long time resistance to condensation on the acrylic Emitter lens.	
OSEH-ACF	**Anti-condensation film for OSID-EH housings** An easy applicable film that provide long time resistance to condensation on the glass fronts.	
OSID Diagnostic Tool	**Diagnostic software package** A unique software program that allows visualisation of the Imager's view, quality of alignment and IR/UV real time graphs. The program also features real time logging capability (X/Y Emitter positioning, Emitter temperature and supply voltage) for trouble shooting and site evaluation purposes.	
OSE-RBA	**Emitter replacement battery Alkaline**	
OSI-LS	**Light shield for Imagers**	

OSID

Available Fields of View and Detection Ranges

Image Lens Type	Usable Field of View		Detection Range				Max. Number of Emitters
	Horizontal	Vertical	Standard Power		High Power		
			Min	Max	Min	Max	
10º	7º	4º	30 m (98 ft)	150 m (492 ft)	-	-	1
90º	80º	48º	6m (20 ft)	34 m (111 ft)	12m (39 ft)	68 m (223 ft)/ 50 m (164 ft) *	7

* Range with OSE-HP-01

Product Specifications

General	
Alarm Thresholds (Configurable)	Low - Highest sensitivity / earliest alarm: 20% (0.97 dB) Medium - Medium sensitivity: 35% (1.87 dB) High - Lowest sensitivity / maximum immunity to nuisance smoke conditions: 50% (3.01 dB) Industrial mode - unapproved sensitivity at 65% (4.56 dB)
Alarm Latching (Configurable)	Latching / Non-latching configured via DIP switch
Status LEDs (Imager)	Red: Fire Alarm; Bi-color Yellow/Green: Trouble or Normal
IP Rating	IP 44 for Electronics; IP 66 for Optics Enclosure
DIP Switch Configuration (Termination Card)	Configuration for alarm thresholds, number of Emitters and alarm latching/non latching
Electrical	
Imager Supply voltage	20-30 VDC (24 VDC nominal)
Imager Current Consumption	Typical at 24 VDC: 8 mA (one Emitter), 10 mA (seven Emitters)
Emitter Current Consumption	Externally powered Emitter (at 24 VDC): 350 µA Standard Power, 800 µA High Power Battery-powered Emitter: Built-in 5 Year Replacement Alkaline Battery,3 Year Replacement with OSE-HP-01
Cable Gauge	0.2 - 4 mm^2 (26-12 AWG)
Trouble/Fault Relay	2 A @ 30 VDC, NO-C-NC Dry Relay Contacts
Fire Alarm Relay	2 A @ 30 VDC, NO-C-NC Dry Relay Contacts
Heater Input Power	24 VDC, 16 mA (400 mW)
Environmental	
Operating Temperature	-10ºC to 55ºC (14ºF to 131ºF)
Humidity	10 to 95% RH Non-condensing
Mechanical	
Dimensions (WHD)	208 mm x 136 mm x 96 mm (8.2 in x 5.4 in x 3.8 in)
Weight	Imager: 610 g; Emitter (battery powered): 1.2 kg Emitter (wired): 535 g
Adjustment Angle	Horizontal: ±60º; Vertical: ±15º
Maximum Misalignment Angle	±2º

OSID

OSID Diagnostic Software

OSID Diagnostic is a unique tool in the industry that allows for live and off-line diagnostic information about the system and environment.

The tool operates under Windows on a standard laptop PC and offers, when connected in the field to the Imager, real time live visualisation of the normalised UV and IR values (0-100% obscuration), the UV and IR grey levels, the X-Y positioning of the 1-7 Emitters on the imager, reference levels and temperature.

The tools also allows for live and off-line evaluation of the imager's log files and reconstruct, with time and date stamp, any significant changes in the system. Log files can also be exported to an Excel file for quick analysis and review.

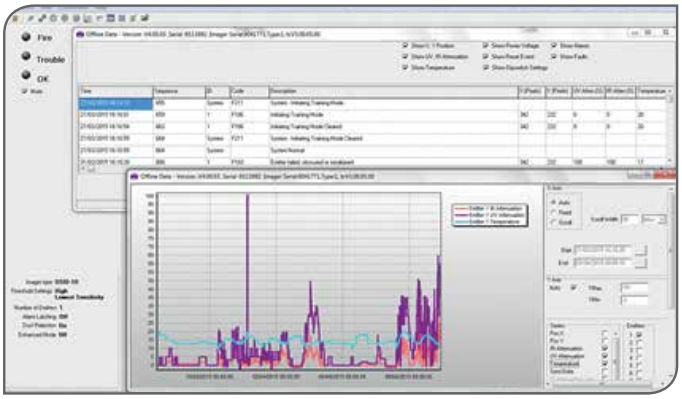

Applications

***Shopping Malls* —** 3-D arrangement may be configured to protect many large, open spaces

***Long Corridors* —** Beam length up to 150 m (492 ft)

***Airport Terminals and Train Stations* —** Non-intrusive detection in a wide range of lighting conditions

***Heritage Buildings* —** Discreet and non-intrusive detection

***Suspended Ceilings* —** Discreet and flexible installation

***Challenging Logistics* —** Simple maintenance with no disruption to operations

***Indoor Stadiums and Arenas* —** Multi-layer detection

***Dirty Environments* —** Discriminates against dust, dirt and other intruding objects to reliably detect smoke

***Hotel and Office* —** Tower Atriums

Churches and Cathedrals

Exhibition and Convention Centers

Industrial and Manufacturing Facilities

OSID Awards

LES TROPHÉES expoprotection 2012

ZŁOTY MEDAL 2012

ASIS 11 accolades Security's Best Winner

FIRE EXCELLENCE AWARDS 2011

NPS NEW PRODUCT SHOWCASE

About Xtralis

Xtralis® is the leading global provider of converged solutions for the early detection and remote visual verification of fire, gas and perimeter threats.

Our technologies prevent disasters by giving users time to respond before life, critical infrastructure or business continuity is compromised. We protect high-value and irreplaceable assets belonging to the world's top governments and businesses. Our brands include the VESDA-E – the next generation of aspirating smoke detection technology; VESDA® – the world's No.1 very early warning aspirating smoke detection (ASD) systems; ICAM™ for flexible ASD; ECO™ – Gas detection & environmental monitoring modules for VESDA & ICAM systems; OSID™ – easy to use smoke detection for open areas; ADPRO® – passive infrared sensors, perimeter, multisite, video analytics and enterprise security; HeiTel™ – digital video remote monitoring; and, ASIM® – intelligent traffic detection.

To learn more, please visit us at www.xtralis.com.

Learn more: **www.xtralis.com/osid**

xtralis Honeywell

Xtralis is now a part of Honeywell

Honeywell Security and Fire
140 Waterside Road
Hamilton Industrial Park
Leicester
LE5 1TN
Tel: +44 (0) 116 246 2000
Email: ukorders@honeywell.com

Doc. 18465_12

Honeywell