Z-MAX® Copper Connectivity System

6, 6A UTP Outlets | Regional Availability — Global

The UTP Z-MAX outlet offers best-in-class performance in every critical specification, exceeding all Category 6 and 6A performance requirements, including alien crosstalk. Its innovative features not only speed and simplify termination, but remove installation variability for consistently high and repeatable performance — every termination, every time!







Z-MAX UTP
Hybrid – No Door Outlet

Z-MAX UTP
Keystone Outlet



Z-MAX UTP
Panel Outlet

1. Compact
Slim and side-stackable for high-density applications. Supports "pass-thru" feature to mount from the front or rear of a faceplate.

2. Enclosed IDC Termination
IDC terminations are fully enclosed in the outlet housing for robust protection.

3. High-Visibility Icon System
Printed icons allow designation for voice/data applications and also provide an additional color coding option.

4. Compliant
Is compliant with UL2043 and is appropriate for use in air handling spaces.

5. Fastest Termination Time
Zero-Cross™ termination module and 2-step Z-TOOL™ termination process combine for best-in-class termination time.

6. Guided Termination Features
Linear lacing channels guide correct conductor placement while 2-sided color-coding provides wiring verification before and after lacing.

7. Robust Hinged Cable Retention
Clip accommodates multiple cable diameters.



Flexibility and Simplified Ordering
A single hybrid outlet supports both angled and flat mounting orientations.

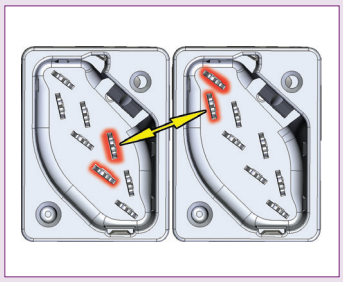

AXT Cat. 6A Performance
Diagonal IDC alignment maximizes outlet to outlet pair separation to achieve AXT performance in high-density environments.



Spring Door Option
Spring door option minimizes exposure to dust and other contaminants.

ELECTRICAL SPECIFICATIONS

CONTACT RESISTANCE	20 mΩ
INPUT TO OUTPUT RESISTANCE	200 mΩ
MIN. DIELECTRIC WITHSTAND VOLTAGE (CONTACT TO CONTACT)	1000 V DC or AC peak
MIN. DIELECTRIC WITHSTAND VOLTAGE	1500 V DC or AC peak
INSULATION RESISTANCE	500 MΩ
COMPATIBILITY	Backwards to Cat. 5e
CURRENT RATING	1.5 A
PoE	Suitable for PoE Type 1, 2, 3, 4 and PoH

MECHANICAL – GENERAL

OPERATING TEMPERATURE	-10 to 60 °C (14 to 140 °F)
FLAMMABILITY RATING	UL 94 V-0
ECO-FRIENDLY FEATURES	RoHS, Lead-free, Halogen-free, PVC-free, Eco-friendly packaging (bulk packaging only)
HOUSING MATERIAL	Glass-reinforced nylon
CONTACT MATERIALS	Copper alloy, plated with 1.27 microns (50 micro inches) minimum thick gold or equivalent at contact interface
PLASTIC MATERIALS	Flame retardant thermoplastic
DIMENSIONS (L X W X H)	41.2 x 14.5 x 21.1mm (1.6 x .570 x .832 in.)

MECHANICAL – TERMINATION

WIRE SIZE RANGE (NOMINAL)	22-26 AWG solid and stranded
WIRE INSULATION DIAMETER RANGE (MAX)	1.48mm (0.058 in.)
CONDUCTOR OD SIZE (MAX)	0.60mm (0.023 in.)
CABLE OD (MAX)	9mm (0.354 in.)
RE-TERMINATIONS	5
WIRING	T568A/B

MECHANICAL – JACK

NUMBER OF PLUG INSERTION CYCLES	2500
MINIMUM PLUG RETENTION FORCE	50N (11.24 lbf)
PLUG COMPATIBILITY	Compatible with RJ145 (8-position) or RJ11 (6-position) plugs

COMPLIANCE

ANSI/TIA-568.2-D
ISO/IEC 11801-1 Ed 1.0
ETL Tested
IEEE 802.3an
IEEE 802.3af (Type 1)
IEEE 802.3at (Type 2)
IEEE 802.3bt (Type 3 and Type 4)
Power over HDBaseT (PoH)
ANSI/TIA 1096-A
IEC 60603-7-51
IEC 60512-99-002 (3rd party verified)

SIEMON SUSTAINABILITY PLEDGE

PowerGUARD® +

Data | Power | Reach | Delivered

Ordering Information

Z-MAX® 6, 6A UTP Outlets, T568A/B

Z (X or XX) - (X) (XX) (X) (X)

PERFORMANCE CATEGORY	MOUNTING STYLE	BEZEL COLOR	DOOR OPTION	PACKAGE TYPE
6 = 6 UTP 6A = 6A UTP	(Blank) = Hybrid Flat/Angled K = Keystone* P = Panel**	(Blank) = No Color (Panel Only) 01 = Black 02 = White 03 = Red 04 = Gray 05 = Yellow 06 = Blue 07 = Green 09 = Orange 20 = Ivory 80 = Light Ivory	(Blank) = No Door D = Door	(Blank) = Single Standard Pack A = 24-Count Bulk Pack*** B = 100-Count Bulk Pack***

**Keystone version is designed for integration with various third-party mounting products and is not compatible with standard Siemon MAX mounting products. Keystone versions are also not compatible with icons and do not have door options.*

***Z-MAX UTP panel outlets are designed for use with Z-MAX UTP panels only.*

****Eco-friendly hybrid, keystone and panel outlet bulk packs sold with MoQ of 24 and 100 and order increment of 24 and 100 outlets.*

Outlet terminates UTP cable constructions with 23 – 26 AWG (0.64 – 0.51mm) solid and 26 AWG (0.48mm) stranded conductors, with up to 0.60mm diameter conductors and up to 1.48mm diameter over insulation.

Z-MAX outlet termination tool Z-TOOL is included in each standard pack of 50 outlets and bulk pack of 24 and 100 outlets.

Each Z-MAX 6 and 6A UTP hybrid flat/angled outlet includes 1 printed icon set with the following color/print options.



Front
1 Red Data
1 Blue Data
1 Bezel Color-Matching Data
1 White Blank

Back
1 Red Voice
1 Blue Voice
1 Bezel Color-Matching Voice
1 Bezel Color-Matching Blank

It is recommended to use 10G MAX faceplates with Z-MAX 6A UTP outlets to achieve full Z-MAX warranty performance.

Side stacking Z-MAX 6A UTP outlets in standard faceplates will result in minimum compliant alien crosstalk performance.

24-Count Bulk Pack for reference.

For information on our eco-friendly packaging, see the QR Code on page 2.

SCAN TO DOWNLOAD SPEC SHEET

Because we continuously improve our products, Siemon reserves the right to change specifications and availability without prior notice.

North America
P: (1) 860 945 4200

Mexico
P: (521) 556 387 7708/09/10

Latin America
P: (571) 657 1950/51/52

Europe
P: (44) 0 1932 571771

Asia Pacific
P: (61) 2 8977 7500

Siemon OEM Technologies
P: (1) 860 945 4213
www.siemon.com/OEM

China
P: (86) 215385 0303

India, Middle East & Africa
P: (971) 4 3689743

www.siemon.com

SIEMON™