WARNING

1. Suitable for outdoor and damp locations. Do not immerse in water.
2. For outdoor usage, use this product with GFCI outlet.
3. Mount vertically with the receptacles facing downward and at least 1 ft above the ground.
4. To reduce the risk of electric shock, this product is equipped with a cord having grounding type plug. This plug must be plugged into an outlet that is properly installed and grounded. Contact a qualified electrician to install a proper outlet if doubt exists as to whether the product is properly grounded. Do not change the plug in any way.

Safety Information

Weatherproof: IP65
Purpose of Control: Operating Control
Operating Ambient Temperature:
-20 °C to 50 °C/ -4 °F to 122 °F
Pollution Degree: 3
Rated Impulse Voltage: 1500 V
Replacement of Supply Cord: The supply cord of this control cannot be replaced; if the cord is damaged, the control should be discarded.

Need some help?

Visit https://www.tapo.com/support/
for technical support, the user guide, FAQs, warranty & more

tapo

Quick Start Guide

Smart Wi-Fi Outdoor Plug

Images may differ from actual product.

©2024 TP-Link 7106511166 REV1.0.0

Get Started with the Tapo App

STEP 1

DOWNLOAD Tapo

Get the **Tapo** app from App Store or Google Play.

Download on the App Store

GET IT ON Google Play

STEP 2

POWER UP

Plug in your smart outdoor plug.

Note: Keep the plug at least 12 inches (1 ft) from the ground and keep the plug covered with the weatherproof cover when not in use.

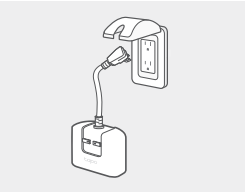

STEP 3

SET UP

Tap the ⊕ button in the **Tapo** app. Select **Plugs** and then your model. Follow the app instructions to complete the setup.

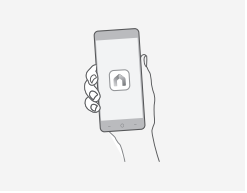

Waterproof Your Plug

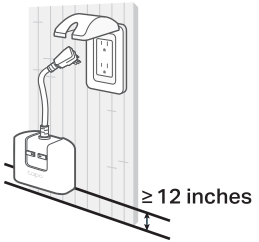

Keep the plug at least 12 inches (1ft) from the ground.

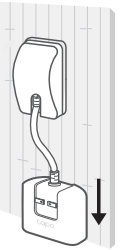

Keep the plug face down. Otherwise, water may get into the plug.

Tips

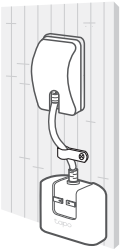

Secure the plug with the provided clamp and screw.

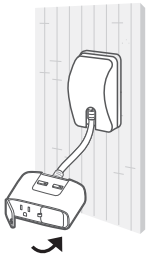

Keep the plug covered with the weatherproof cover when not in use.

Supported Load Types

Load Type	Max Current	Max Power (at 120V~)
Iron	15 A	1800 W
Kettle	15 A	1800 W
Heater	15 A	1800 W
Toaster	15 A	1500 W
Coffee Maker	15 A	1200 W
Desk Lamp	1.2 A	80 W
TV	4 A	350 W
PC	7 A	600 W
Motor	4.4 A	367 W(1/2HP)
Fan	4.4 A	367 W(1/2HP)
Water Pump	4.4 A	367 W(1/2HP)
Power Adapter/ USB Charger *	2.4 A	200 W

Note:

1. *Power Adapters/USB Chargers rated under 75W do not support PFC (Power Factor Correction). PFC can reduce the inrush current generated when the relay is turned on. Therefore, using a 60-75W Power Adapter/USB Charger may damage the device due to inrush currents.
2. Avoid plugging your appliances with a motor/compressor higher than 1/2HP, such as an air conditioner. Frequent on/off switching may damage the compressor. You can check the motor/compressor value listed on your appliances or consult their customer support.
3. EV charging is not supported as it demands higher power and a charging current that surpasses the plug's rated capacity.