BELDEN

DCX System

Maximize signal integrity and usability with the DCX high-density end-to-end fiber infrastructure solution

Achieve fast, easy operation and management of terminations in fiber-dense environments

Emerging Technology Increases Fiber Connections

New technology like 5G and IoT, IP migration, the move to 4K content, the shift from 40G to 100G Ethernet and emerging 400G technologies are changing the landscape in data centers, broadcast environments and entertainment venues.

More fiber connections are needed to handle these unavoidable demands. To ensure uptime and efficient operation and maintenance, there's also an increasing need to effectively manage these growing numbers of fiber connections.

Introducing the DCX System

Handle large amounts of fiber connections and increase fiber density without compromising on ease of use. The new DCX System optimizes the ROI of your fiber infrastructure, reducing capital and operating expenses to offer lower total cost of ownership.

What makes the DCX System innovative?

- Extremely **high fiber termination density** available in a small footprint with 3,480 or 4,608* terminations per cabinet
- **Maximum signal integrity** through bend radius control for incoming and outgoing cables
- **Simple patch cord access** via pull-out trays and clearance around connectors
- **Futureproof functionality**, supporting migration from any combination of 8 or 12-fiber pre-terminated adapter frames and of Base-16-or Base-24 (soon to be released) pre-terminated adapter frames without infrastructure changes
- **Flexibility of termination methods**, including MPO trunk cables, multi-fiber trunk cables with LC connectors, fusion splicing with pigtails or splice-on connectors

*4,608 termination model not available in the USA





DCX Optical Distribution Frame (ODF) Cabinets

DCX ODF Cabinets are fully configurable, front-access cabinets that serve as the main building block for a large fiber cross-connect or as a high-density fiber interconnect. They protect fiber connections with a lockable front door and side panels that can be unclipped from the inside. Assemble side by side and/or back to back for scalability.

DCX ODF Cabinet Components

Order as a basic cabinet frame and dress on-site with doors, sides and cable management accessories. Pre-configured cabinets can be upgraded with additional cable entry brackets, cable distribution brackets and patch cord spools as fiber terminations increase. A patch cord management storage module can be inserted between side-by-side assemblies to manage patch cords that run to other cabinets. In-cabinet channel kits can create horizontal patch cord management channels.

Unlimited scalability
with modular frames that act as building blocks

Benefits

- Cable management accessories control bend radius of fiber cables and patch cords to protect signal integrity
- Place against a wall or in back-to-back arrangements to minimize use of floor space
- Simplify BOMs and save time during deployment with fully configured cabinets

Features

- Simple, easy-to-install accessories to dress incoming cables and patch cords
- Seismic frame made of 14-gauge steel meets Telcordia GR-63-CORE Zone 4 requirements
- Modular cabinets feature configurable item numbers

DCX Housings

DCX Housings are available in left-to-right and right-to-left cable flow configurations for optimized management. The housings have a front-access design with 8- or 12*- tray options that pull out for easy access to cables connected to the back of adapter frames and cassettes. Modular cassettes can be mixed on the same tray (Base-8, Base-12, Base-16 or Base-24), enabling easy and cost-effective migration and preventing density loss.

** 576-fiber termination housing model and the 12-tray option are not available in the USA.*

Benefits

- Enhance signal integrity due to built-in cable bend radius control and strain relief
- Simplify management with full access around each connection for easy insertion and removal
- Reduce human error and connection issues with labeling space at the front and inside the patch cord cover for easy port reference

Features

- DCX Housings with front-access design and capacity of 384 or 576* fiber terminations (using LC connectors)
- Built-in cable and patch cord management on every tray
- Articulated cable channels provide protection and bend radius control for fiber cables entering housings

DCX Adapter Frames and Cassettes

DCX Adapter Frames and Cassettes have a modular, compact design that allows for assembly of two (Base-24), four (Base-12) or six (Base-8) cassettes per housing tray.

Benefits

- Optimize system density regardless of termination method
- Reduce network downtime due to maintenance thanks to MPO pre-term adapter frame modularity; only 12 fibers are affected (as opposed to 24 or 36 fibers in other solutions)

Features

- Adapter frame available with LC, SC or MPO connector interface
- Pre-terminated adapter frames available in four-port (Base-8) and six-port (Base-12) configurations
- Splice cassettes available empty or preloaded with pigtails, splice holder and protectors

Efficient Fiber Polarity Management Using TIA-568 Method B (modified)

- Type-A cassettes maintain polarity (Tx to Rx) while using standard A-B patch cords on both ends of the fiber link.
- Alternate design maintains port sequence identical on both ends of the link.

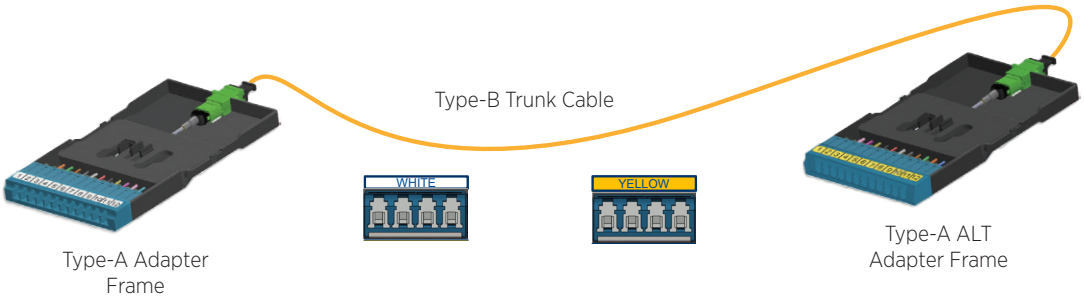

DCXS11-22121-22 - DCX Cabinet, Left-Right (8-housing Cabinet*)

DCX ODF Cabinets | Seismic 84x36x15 | 8 Housing*

8 Cable Distribution Brackets, 8 Patch Cord Spools

Description	Maximum Capacity DCX Housings	Maximum Capacity LC Duplex Ports (fibers)	Belden Part Number
Left-Right, White, No Top Panel, No Bottom Panel, No Doors, No Side Panel, No Real Panel	8	2304 (4608)	DCXS11-00000-22
Right-Left, White, No Top Panel, No Bottom Panel, No Doors, No Side Panel, No Real Panel	8	2304 (4608)	DCXS21-00000-22
Left-Right, White, Brush + 8 Top Cable Entry Brackets, Brush + 8 Bottom Cable Entry Brackets, Bifold Plexi Door, Solid Side Panel, Full Rear Panel	8	2304 (4608)	DCXS11-33121-22
Right-Left, White, Brush + 8 Top Cable Entry Brackets, Brush + 8 Bottom Cable Entry Brackets, Bifold Plexi Door, Solid Side Panel, Full Rear Panel	8	2304 (4608)	DCXS21-33121-22
Left-Right, White, Brush + 8 Top Cable Entry Brackets, Brush + 8 Bottom Cable Entry Brackets, Bifold Plexi Door, No Side Panel, Full Rear Panel	8	2304 (4608)	DCXS11-33101-22
Right-Left, White, Brush + 8 Top Cable Entry Brackets, Brush + 8 Bottom Cable Entry Brackets, Bifold Plexi Door, No Side Panel, Full Rear Panel	8	2304 (4608)	DCXS21-33101-22

*8-housing cabinets not available in the USA

DCXT21-44121-33 - DCX Cabinet, Right-Left (10- housing Cabinet)

DCX ODF Cabinets | Seismic 84x36x15 | 10 Housing

10 Cable Distribution Brackets, 10 Patch Cord Spools

Description	Maximum Capacity DCX Housings	Maximum Capacity LC Duplex Ports (fibers)	Belden Part Number
Left-Right, White, No Top Panel, No Bottom Panel, No Doors, No Side Panel, No Real Panel	10	1920 (3840)	DCXT11-00000-33
Right-Left, White, No Top Panel, No Bottom Panel, No Doors, No Side Panel, No Real Panel	10	1920 (3840)	DCXT21-00000-33
Left-Right, White, Brush + Top Cable Entry Brackets, Brush + Bottom Cable Entry Brackets, Bifold Plexi Door, Solid Side Panel, Full Rear Panel	10	1920 (3840)	DCXT11-44121-33
Right-Left, White, Brush + Top Cable Entry Brackets, Brush + Bottom Cable Entry Brackets, Bifold Plexi Door, Solid Side Panel, Full Rear Panel	10	1920 (3840)	DCXT21-44121-33
Left-Right, White, Brush + Top Cable Entry Brackets, Brush + Bottom Cable Entry Brackets, Bifold Plexi Door, No Side Panel, Full Rear Panel	10	1920 (3840)	DCXT11-44101-33
Right-Left, White, Brush + Top Cable Entry Brackets, Brush + Bottom Cable Entry Brackets, Bifold Plexi Door, No Side Panel, Full Rear Panel	10	1920 (3840)	DCXT21-44101-33

DCX-HINB KIT01B

DCX ODF Accessories

Description	Belden Part Number
DCX Cable Attachment Brackets - Top (4 Brackets for 24 Cables)	DCX-TOPE-KIT03W
DCX Cable Attach Brackets - Bottom (4 Brackets for 24 Cables) Office White	DCX-BOTE-KIT02W
DCX Cable Distribution Attachment Kit (1 Bracket w/ (2) Plastic Holders Up to 24 LPM Transition Per Holder) Black	DCX-CABV-KIT01B
DCX Patch Cord Spool Kit (1 Fixed Spool + Management Bar) Black	DCX-SPOO-KIT01B
DCX Horizontal In-Cabinet Channel Kit (One Patch Cord Tray) Central Office White	DCX-HINC-KIT01W
DCX Horizontal In-Cabinet Short Channel Kit (For End Cabinet) Central Office White	DCX-HINC-KIT02W
DCX Patch Cord Storage Module Central Office White w/ Black Door w/ 15 Spools	DCX-PCST-MOD01W
DCX Horizontal In-Cabinet Front-to-Back Patch Cord Bridge Black	DCX-HINB-KIT01B

DCX Cabinets *Smart*Part Configurator

	1. Choose Type	2. Choose Cable Flow	3. Choose Color	4. Choose Top Panel	5. Choose Bottom Panel	6. Choose Door	7. Choose Side Panel	8. Choose Rear Panel	9. Choose Attachment	10. Choose Spools
DCX	S	1	1	2	2	1	2	1	2	2

Type

S	Seismic 84x36x15
T	10 Housings 84x36x15

Cable Flow

1	Left-Right
2	Right-Left

Color

1	White
2	Black

Top Panel

0	None
1	Blank
2	Brush + 4 Top Cable Entry Brackets
3	Brush + 8 Top Cable Brackets
4	Brush + 10 Top Cable Brackets

Bottom Panel

0	None
1	Blank
2	Brush + 4 Bottom Cable Entry Brackets
3	Brush + 8 Bottom Cable Brackets
4	Brush + 8 Angle Bottom Cable Brackets

Doors

0	None
1	Bifold-Plexi
2	Bifold-Perf
3	Bifold-Solid

Side Panel

0	None
1	Plexi
2	Solid

Rear Panel

0	None
1	Full
2	Cable Management

Cable Attachment

0	None
1	4 Cable Distribution Brackets
2	8 Cable Distribution Brackets
3	10 Cable Distribution Brackets

Spools

0	None
1	4 Spools
2	8 Spools
3	10 Spools

Please Note:
- By default, top, bottom, side and rear panels are powder coated to match frame color.
- By default, door, cable distribution brackets and spool metal supports are black medium texture.
- Standard white enclosures will have black doors and standard black enclosures will have black doors. Consult factory for special color options and/or enclosure configurations.

DCX Housings

Description	Number of Modules Base-12	Number of Modules Base-8	Total LC Duplex Ports	Availability	Belden Part Number
576-Fiber, Left-Right Cable Flow, with 12 Trays, Trunk & Patch Management	48	72	288	Not available in USA	DCX-04FM-LR
576-Fiber, Right-Left Cable Flow, with 12 Trays, Trunk & Patch Management	48	72	288	Not available in USA	DCX-04FM-RL
384-Fiber, Left-Right Cable Flow, with 8 Trays, Trunk & Patch Management	32	48	192		DCX-384F-LR
384F-Fiber, Right-Left Cable Flow, with 8 Trays, Trunk & Patch Management	32	48	192		DCX-384F-RL

DCX-384F-LR and DCX-384F-RL

Zero U Trays

Description	Number of Modules Base-24	Number of Modules Base-12	Number of Modules Base-8	Belden Part Number
DCX Zero U Tray, Small with Magnets for 1 DCX Cassette Base-12, Black	—	1	1	DCX-ZUTR-S
DCX Zero U Bracket, Large with Magnets for 2 DCX Cassettes Base-12, Black	1	2	3	DCX-ZUTR-L



DCX-ZUTR-S and DCX-ZUTR-L

Rack-Mount Housings

Description	Number of Modules Base-12	Number of Modules Base-8	Total LC Duplex Ports	Belden Part Number
DCX 1U Patch Panel Housing 48-Port (1 Tray) Empty, Black Finish	8	12	48	DCX-01RM-048P
DCX 2U Patch Panel Housing 96-Port (2 Trays) Empty, Black Finish	16	24	96	DCX-02RM-096P
DCX 4U Patch Panel Housing 192-Port (4 Trays) Empty, Black Finish	32	48	192	DCX-04RM-192P

DCX-02RM-096P

DCX Adapter Frames

Description	Belden Part Number				
Patch Ports (fibers)	OM3 Aqua Adapters	OM4 Erika Violet Adapters	OM5 Lime Green Adapters	OS2/UPC Blue Adapters	OS2/APC Green Adapters
MPO					
4 (48)	FF3D04MP	FF4D04MP	FF5D04MP	—	FFSD04MP
6 (72)	FF3D06MP	FF4D06MP	FF5D06MP	—	FFSD06MP
LC Duplex					
4 (8)	FF3D04LD	FF4D04LD	FF5D04LD	FFSD04LD	FFSD04LA
6 (12)	FF3D06LD	FF4D06LD	FF5D06LD	FFSD06LD	FFSD06LA
SC Duplex					
3 (6)	FF3D03SD	FF4D03SD	—	FFSD03SD	FFSD03SA

FF4D04MP and FFSD06LD

DCX Adapter Frames *Smart*Part Configurator

	1. Choose Fiber Type	2. Choose Product Family	3. Choose Port Count (Patch Side)	4. Choose Connector
FF	3	D	04	LD

Type	
3	OM3
4	OM4
5	OM5
S	OS2

Product Family	
D	DCX

Port Count	
04	4-Port
06	6-Port

Connector	
LD	LC/UPC
LA	LC/APC
SD	SC/UPC
SA	SC/APC
MP	MPO

DCX Pre-Terminated Adapter Frames (MPO-LC)

Description Patch Ports (fibers)	Belden Part Number: OM3 Aqua Adapters	OM4 Erika Violet Adapters	OM5 Lime Green Adapters	SM Blue Adapters	SM/APC Green Adapters
6 (12) Type-A	FF3D06LDMFAA	FF4D06LDMFAE	FF5D06LDMFAL	FFSD06LDMFAB	FFSD06LAMFAG
6 (12) Type-A ALT	FF3D06LDMF1A	FF4D06LDMF1E	FF5D06LDMF1L	FFSD06LDMF1B	FFSD06LAMF1G
4 (8)	FF3D04LD4F4A	FF4D04LD4F4E	FF5D04LD4F4L	FFSD04LD4F4B	FFSD04LA4F4G



FF4D06LDMFAE and FF4D04LD4F4E

DCX Pre-Terminated Adapter Frames *Smart*Part Configurator

	1. Choose Fiber Type	2. Choose Product Family	3. Choose Port Count (Patch Side)	4. Choose Connector (Patch Side)	5. Choose Connector (Trunk Side)	6. Choose Type	7. Choose Color
FF	4	D	06	LD	MF	A	E

Fiber Type	
3	OM3
4	OM4
5	OM5
S	OS2

Product Family	
D	DCX

Port Count (Patch Side)	
04	4-port
06	6-port

Connector (Patch Side)	
LD	LC Duplex
LA	LC/APC Duplex

Connector (Trunk Side)	
MF	MPO-12 (12f) Female
MM	MPO-12 (12m) Male
4F	MPO-12 (8f) Female
4M	MPO-12 (8m) Male

Type	
A	Type-A
1	Type-A ALT
4	SR4

Color	
A	Aqua
E	Erika Violet
B	Blue
G	Green
L	Lime Green

DCX Pre-Terminated Cassettes (MPO-SC)

Description	Patch Ports (fibers)	Belden Part Number: OM3 Aqua Adapters	OM4 Erika Violet Adapters	OM5 Lime Green Adapters	SM Blue Adapters	SM/APC Green Adapters
SC Duplex to MPO-12 (12f) Female	6 (12)	FC3D06SDMF	FC4D06SDMF	–	FCSD06SDMF	FCSD06SAMF
SC Duplex to MPO-12 (8f) Female	4 (8)	FC3D04SD4F	FC4D04SD4F	–	FCSD04SD4F	FCSD04SA4F



FCSD06SDMF

DCX Splice Cassettes

Description	Patch Ports (fibers)	Belden Part Number: OM3 Aqua Adapters	OM4 Erika Violet Adapters	OM5 Lime Green Adapters	SM Blue Adapters	SM/APC Green Adapters
LC Duplex - Includes 250 µm discreet pigtails, splice tray and heat shrink splice protector sleeves	6 (12)	FC3D06LDFP	FC4D06LDFP	FC5D06LDFP	FCSD06LDFP	FCSD06LAFP
	12 (24)	FC3D12LDFP	FC4D12LDFP	FC5D12LDFP	FCSD12LDFP	FCSD12LAFP
LC Duplex - Includes 250 µm ribbon pigtails, splice tray and heat shrink splice protector sleeves	6 (12)	FC3D06LDFM	FC4D06LDFM	FC5D06LDFM	FCSD06LDFM	FCSD06LAFM
	12 (24)	FC3D12LDFM	FC4D12LDFM	FC5D12LDFM	FCSD12LDFM	FCSD12LAFM
LC Duplex - Pigtails, trays, protector sleeves sold separately	6 (12)	FC3D06LDFS	FC4D06LDFS	FC5D06LDFS	FCSD06LDFS	FCSD06LAFS
	12 (24)	FC3D12LDFS	FC4D12LDFS	FC5D12LDFS	FCSD12LDFS	FCSD12LAFS
SC Duplex - Includes 250 µm discreet pigtails, splice tray and heat shrink splice protector sleeves	6 (12)	FC3D06SDFP	FC4D06SDFP	–	FCSD06SDFP	FCSD06SAFP
SC Duplex - Includes 250 µm ribbon pigtails, splice tray and heat shrink splice protector sleeves	6 (12)	FC3D06SDFM	FC4D06SDFM	–	FCSD06SDFM	FCSD06SAFM
SC Duplex - Pigtails, trays, protector sleeves sold separately	6 (12)	FC3D06SDFS	FC4D06SDFS	–	FCSD06SDFS	FCSD06SAFS

FCSD12LDFP

DCX Splice Cassettes *Smart*Part Configurator

	1. Choose Fiber Type	2. Choose Product Family	3. Choose Port Count (Patch Side)	4. Choose Connector (Patch Side)	5. Choose Connector (Trunk Side)	6. Choose Type	7. Choose Color
FC	S	D	06	LA	FP	X	G

Fiber Type	
3	OM3
4	OM4
5	OM5
S	OS2

Product Family	
D	DCX

Port Count (Patch Side)	
06	6-port
12	12-port*

Connector (Patch Side)	
LD	LC Duplex
LA	LC/APC Duplex
SD	SC Duplex
SA	SC/APC Duplex

Connector (Trunk Side)	
FP	Preloaded Stranded Pigtails
FM	Preloaded w/Ribbon Pigtail
FS	Empty

Type	
X	Pair Flipped

Color	
A	Aqua
E	Erika Violet
B	Blue
G	Green
L	Lime Green

* 12-port only available with LA and LD

Fiber*Express* MPO Trunks (Base-12, Base-8) *Smart*Part Configurator

1. Choose Fiber Type	2. Choose Connector	3. Choose Gender	4. Choose Polarity	5. Choose Connector Count	6. Choose Length	7. Choose Fire Rating	8. Choose Cable Construct	9. Choose Fan Out	10. Choose Jacket Color
FM	4	M	B	4	010M	P	U	E	E

Type	
3	OM3
4	OM4
5	OM5
S	OS2

Connectors*	
Base-12	
M	MPO-12 (12f)
Base-8	
4	MPO-12 (8f)

Connector Gender	
M	M
F	F

Polarity (outside)	
A	Type-A (Straight Polarity)
B	Type-B (Reversed Polarity)

Connector Count	
Base-12	
1	12 Fibers
2	24 Fibers
4	48 Fibers
8	96 Fibers
D	144 Fibers
Base-8	
1	8 Fibers
3	24 Fibers
6	48 Fibers
D	96 Fibers

Length (m)
005M to 500M M Meters
*use M as decimal

Fire Rating	
P	Plenum
I	I/O Plenum
A	Plenum Armored (AIA)

Cable Construct	
U	µMini-D
M	Mini-D

Fan Out	
E	1.0 m x In-Line

Jacket Color	
O	Orange
N	Black
Y	Yellow
A	Aqua
E	Erika Violet
L	Lime Green

*If selecting Base-12 Connectors, choose from Base-12 Connector Count.
If selecting Base-8 Connectors, choose from Base-8 Connector Count.

Examples:

FM3MMB4050MPUEA - FX MPO Trunk, OM3, MPO-12 (Male to Male), Type-B, 4 MPO (48 Fibers), 50 m, OFNP, Mini-Distribution (2.0 mm Subunits), Fan-out: 1.0 m x In-line, Aqua Jacket

FM4MMB3050MPUEE- FX MPO Trunk, OM4, MPO-12 Base-8 (Male to Male), Type-B, 3 MPO (24 Fibers), 50 m, OFNP, Mini-Distribution (2.0 mm Subunits), Fan-out: 1.0 m x In-line, Erika Violet Jacket

FMSMMB8050MPUEY - FX MPO Trunk, OS2, MPO-12 (Male to Male), Type-B, 8 MPO (96 Fibers), 50 m, OFNP, Mini-Distribution (2.0 mm Subunits), Fan-out: 1.0 m x In-line, Yellow Jacket

FM4MMBD050MPUEY - FX MPO Trunk, OM4, MPO-12 Base-8 (Male to Male), Type-B, 12 MPO (96 Fibers), 50 m, OFNP, Mini-Distribution (2.0 mm Subunits), Fan-out: 1.0 m x In-line, Yellow Jacket



Fiber*Express* Multi-Fiber Trunks *Smart*Part Configurator

	1. Choose Fiber Type	2. Choose Fiber Count	3. Choose Connector 1	4. Choose Cable Construction 1	5. Choose Connector 2	6. Choose Cable Construction 2	7. Choose Fire Rating	8. Choose Length
A	4	48	LD	7	LD	7	P	030M

Type	
3	OM3
4	OM4
5	OM5
S	OS2

Fiber Count	
08	8 Fibers
12	12 Fibers
24	24 Fibers
48	48 Fibers
96	96 Fibers
144	144 Fibers

Connector 1	
LD	LC Duplex
LA	LC/APC Duplex
SD	SC Duplex
SA	SC/APC Duplex

Cable Construction 1	
7	Jacketed 1.6 mm x 1.0 m x In-Line

Connector 2	
LD	LC Duplex
LA	LC/APC Duplex
SD	SC Duplex
SA	SC/APC Duplex

Cable Construction 2	
7	Jacketed 1.6 mm x 1.0 m x In-Line

Fire Rating	
P	Plenum
I	I/O Plenum
A	Plenum Armored (AIA)

Length (m)
005M to 500M M Meters
*use M as decimal

Examples:

A448LD7LD7P050M - FX Multi-Fiber Trunk, OM4, 48 Fibers, LC Duplex (Jacketed 1.6 mm x 1.0 m) - LC Duplex (Jacketed 1.6 mm x 1.0 m), OFNP, 50 m, Erika Violet Jacket

A396LD7LD7P050M - FX Multi-Fiber Trunk, OM3, 96 Fibers, LC Duplex (Jacketed 1.6 mm x 1.0 m) - LC Duplex (Jacketed 1.6 mm x 1.0 m), OFNP, 50 m, Aqua Jacket

AS96LD7LD7P050M - FX Multi-Fiber Trunk, OS2, 96 Fibers, LC Duplex (Jacketed 1.6 mm x 1.0 m) - MPO-12 (M) (Jacketed 1.6 mm x 1.0 m), OFNP, 50 m, Yellow Jacket

Fiber*Express* Patch Cords *Smart*Part Configurator

	1. Choose Fiber Type	2. Choose Connector 1	3. Choose Connector 2	4. Choose Length*	5. Choose Fire Rating	6. Choose Cable Construction	7. Choose Polarity	8. Choose Jacket Color
FP	3	LD	LD	03M5	R	1	X	A

Fiber Type	
3	OM3
4	OM4
4	OM4
S	OS2

Connector 1	
LD	LC Duplex
LC	LC Simplex
LA	LC/APC Duplex
LB	LC/APC Simplex
SD	SC Duplex
SC	SC Simplex
SA	SC/APC Duplex
SB	SC/APC Simplex
4F	MPO-12 (F) Base-8
MF	MPO-12 (F) Base-12

Connector 2	
LD	LC Duplex
LC	LC Simplex
LA	LC/APC Duplex
LB	LC/APC Simplex
SD	SC Duplex
SC	SC Simplex
SA	SC/APC Duplex
SB	SC/APC Simplex
4F	MPO-12 (F) Base-8
MF	MPO-12 (F) Base-12

Length*
003M to 100M M Meters
*use M as decimal

Fire Rating	
R	Riser
P	Plenum

Cable Construction	
9	Simplex Cord 1.6 mm
1	Duplex Zipcord 1.6 mm
6	Round 2.0 mm

Polarity	
X	A/B (Cross)
S	A/A (Straight)
A	Type-A
B	Type-B

Jacket Color	
Y	Yellow
A	Aqua
E	Erika Violet
L	Lime Green



Examples:

FPSLDLD03M5R1XY - FX Patch Cord, OS2, LC Duplex - LC Duplex, 3.5 m, OFNR, Duplex Zip 1.6 mm, A-To-B, Yellow Jacket

FPSLBLB03M5R9SY - FX Patch Cord, OS2, LC Simplex/APC - LC Simplex/APC, 3.5 m, OFNR, Simplex 1.6 mm, A-To-A, Yellow Jacket

FP44F4F15M5P6BE - FX Patch Cord, OM4, MPO-12 Base-8 (F) - MPO-12 Base-8 (F), 15.5 m, OFNP, Round 2.0 mm, Type-B, Erika Violet Jacket

FP3LDLD03M5R1XA - FX Patch Cord, OM3, LC Duplex - LC Duplex, 3.5 m, OFNR, Duplex Zip 1.6 mm, A-To-B, Aqua Jacket

Fiber*Express* Flexible Ribbon Cables *Smart*Part Configurator

1. Choose FX Fiber Cable	2. Choose Fiber Type	3. Choose Family	4. Choose Fiber Count	5. Choose Fire Rating	6. Choose Subunit Type/Configuration
F1	S	R	144	P	2

FX Fiber Cable	
FI	Indoor Cable
FD	Indoor/Outdoor Cable

Type	
4	OM4
S	OS2

Family	
R	Flexible Ribbon Cable

Fiber Count	
012	12 Fibers
024	24 Fibers
036	36 Fibers
048	48 Fibers
064	64 Fibers
072	72 Fibers
096	96 Fibers
144	144 Fibers
288	288 Fibers
576	576 Fibers
864	864 Fibers

Fire Rating	
Plenum Group	
P	Plenum (OFNP)
A	Plenum Interlocked Aluminum Armor (OFCP)
Riser Group	
R	Riser (OFNR)
F	Riser Interlocked Aluminum Armor (OFCR)
LSZH/Riser Group	
L	LSZH/Riser (OFNR)
C	LSZH/Riser Interlocked Aluminum Armor (OFCR)

Subunit Type	
0	250 µm, Non-Unitized
2	3 mm x 12F
5	3 mm x 24F
Y	4.5 mm x 72F
Z	7.0 mm x 144F

Notes:
1.) Plenum rating cable is only available in indoor cable 12-288f
2.) Riser/LSZH rating cable is only available in indoor cable 12-288f, Fiber count above 288f is only availble in riser rating
3.) Indoor/outdoor cable is only availble in riser rating 12-288f

Examples:

FISR024P0 - FX Indoor Flexible Ribbon OS2, 24 Fibers OFNP Double Jacket (Non-unitized)

FISR288P5 - FX Indoor Flexible Ribbon OS2, 288 Fibers OFNP Subunits 3.0 mm (24F)

FISR144L2 - FX Indoor Flexible Ribbon OS2, 144 Fibers LSZH/OFNR Subunits 3.0 mm (12F)

FISR576RZ - FX Indoor Flexible Ribbon OS2, 576 Fibers OFNR Subunits 7.0 mm (144F)

FDSR072R2 - FX Indoor/Outdoor Flexible Ribbon OS2, 72 Fibers OFNR Subunits 3.0 mm (12F)



Maximize signal integrity and usability with the high-density DCX end-to-end fiber infrastructure solution

Find out more at
belden.com/dcx-system

KEY NORTH AMERICAN LOCATIONS

UNITED STATES

Division Headquarters

401 Pennsylvania Parkway, #200
Indianapolis, IN 46280
USA
Phone: 317-818-6300
Inside Sales: 800-235-3361
Fax: 317-818-6382
info@belden.com

CANADA

National Business Center

2310 Alfred-Nobel
St-Laurent Quebec H4S 2B4
Canada
Phone: 514-822-2345
Inside Sales: 800-235-3361
Fax: 514-822-7979
info@belden.com

MEXICO

Regional Office

Av. de los Nogales
No. 290 Fracc. San Carlos,
Heroica Nogales C.P. 84090
Nogales, Sonora México
Phone: 52 0264 2060
Fax: 52 0264 2126
customerservice.mx@belden.com

For worldwide sales and technical support, visit: **www.belden.com/about/locations**

BELDEN

© **2022** | Belden, Hirschmann, GarrettCom, Tofino Security, Lumberg Automation and the Belden logo are trademarks or registered trademarks of Belden Inc. or its affiliated companies in the United States and other jurisdictions. Belden and other parties may also have trademark rights in other terms used herein.