legrand®

INFINIUM CORE

Infinium accl*AIM* Fiber solutions

designed to be better.™

Cut **Cost.**
Cut **Complexity.**
Cut **Cassettes.**

INFINIUM accl*AIM* FIBER SOLUTION

Infinium accl*AIM* redefines connectivity by replacing pre-terminated cassette-based solutions with direct connections eliminating components, process, and cost. Infinium accl*AIM* delivers the only connectivity on the market with a near lossless link, almost unlimited scalability, and no gender considerations. The direct mating breakout and application defined polarity vastly improves density and flexibility and enables sustainable migration improving system life-cycle tremendously.

Minimize Loss – Maximize Optical Headroom

- Lowest loss pre-term Solution
- Minimize or eliminate need for splicing
- Maximize optical headroom to overcome barriers to performance

Longer Lifecycle – Single Installation

- Bandwidth continually increases, forcing optical loss budgets to decrease. acclAIM offers the industries lowest optical loss by a significant margin – maximizing lifecycle and providing a sustainable building asset for decades

Simplify Connectivity

- No gender considerations – no pins, just direct connections
- Direct mating breakout – acclAIM connectors mate directly to an array of 2-fiber MDC duplex patch cords
- Application defined polarity – polarity can be adapted to nearly any link configuration; preplanned, on-site, or on the fly with no options to determine when ordering or designing
- Improved accessibility – with the increased density of each connector and a smaller footprint enabled by acclAIM, there is more room to work on each panel

Reduce Labor – Lower Cost

- 40% faster install
- 60% faster removal
- Single link testing after mating
- Faster moves adds & changes

Approaching Infinite Scalability

- Based on the simplified design, unparalleled performance, and architecture flexibility, Infinium acclAIM has an almost limitless migration path

Go Live Faster

- Easy to stock and short lead times for conversion adapters enable rapid or emergency deployment



MDC CONNECTOR

accl*AIM* CONVERSION ADAPTER



accl*AIM* CONNECTOR





Infinium accl*AIM* Trunk



Infinium accl*AIM* Conversion
Adapter Panel and MDC Patch Cord

INFINIUM acclAIM – **SOLUTION COMPONENTS**

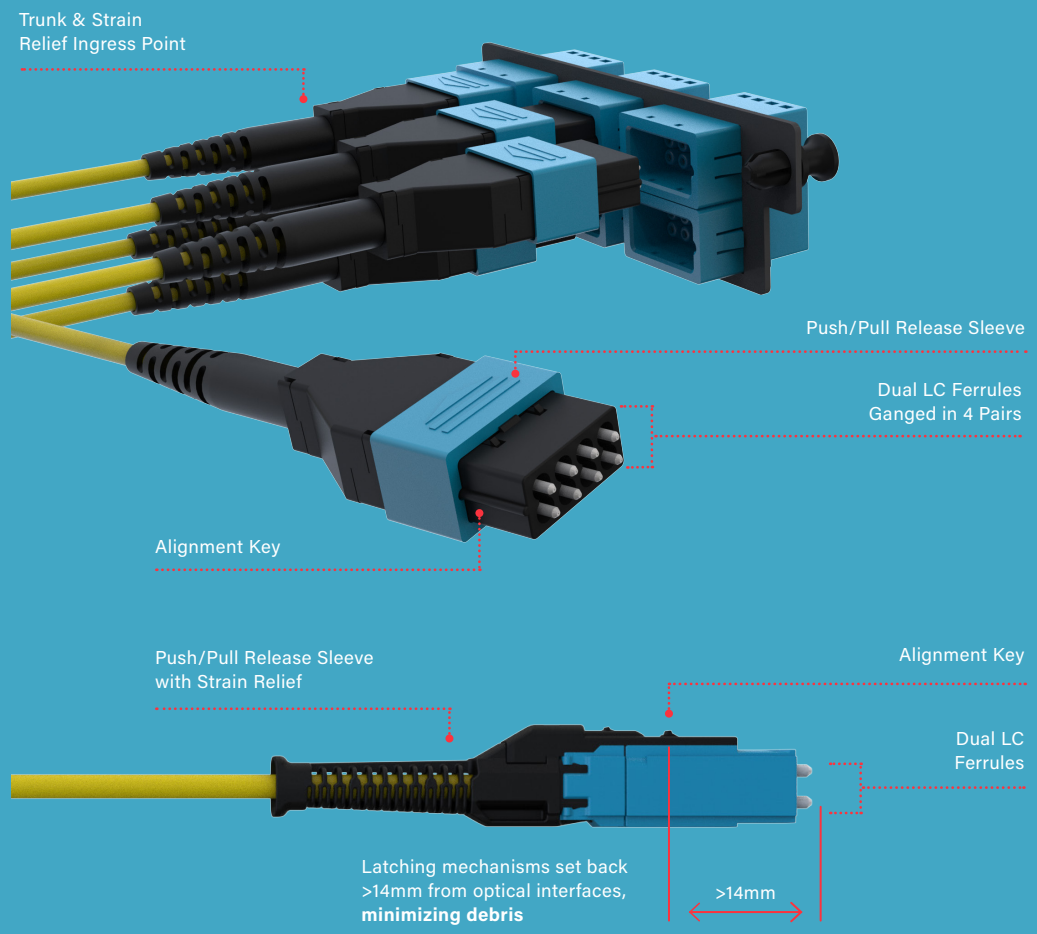

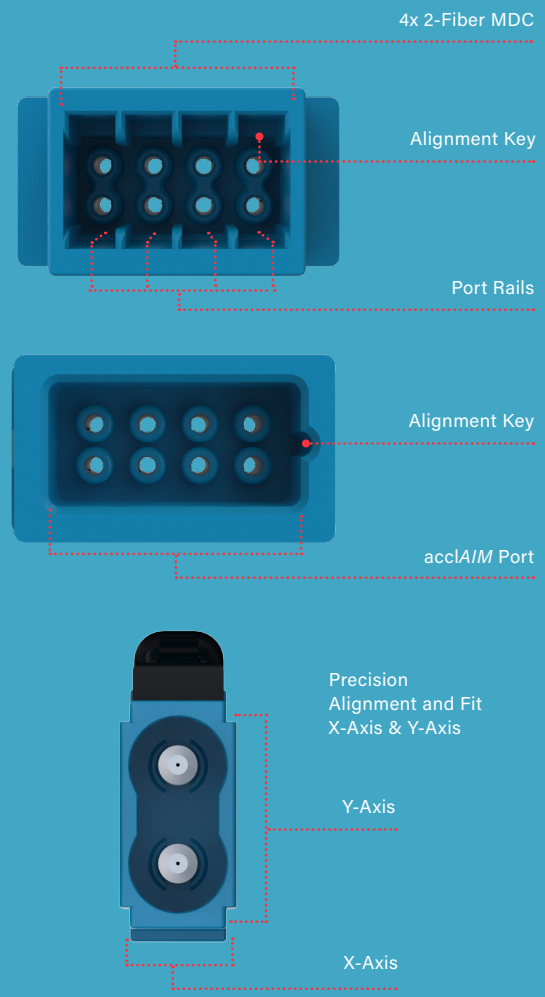

INFINIUM accl*AIM* – **CONNECTOR COMPARISON**

Infinium accl*AIM* utilizes a direct matting breakout – eliminating the need for a cassette to breakout multi-fiber cable.

Current Cassette Based Architecture



MPO/MTP



DUPLEX LC

SIZE COMPARISON
DIME MEASUREMENT: **0.705 IN / 17.91 MM**

accl*AIM* Based Architecture

MDC (X4)



accl*AIM*

INFINIUM accl*AIM* – **SIMPLIFIED INTERFACE**

Current Cassette Based Architecture

3x 8F MTP/MPO
2x 12F MTP/MPO
Connectors (24F)

Transition/breakout from high density MTP connectors to individual fiber connectors (commonly required to connect electronics)

12x Duplex LC
Connectors (24F)

accl*AIM* Based Architecture

6x Infinium accl*AIM* Octal
Ferrule Connectors (48F)

Utilizes Direct Mating
ferrule to ferrule.
Simplifying Connectivity

24x 2-Fiber MDC
Connectors (48F)



INFINIUM accl*AIM* – **DENSITY**

UHD+

Ultra-High Density Plus
192 Fibers/RU

HD

High Density
96 Fibers/RU



accl*AIM* Adapters Shown in INFC02U-M4-E Enclosure

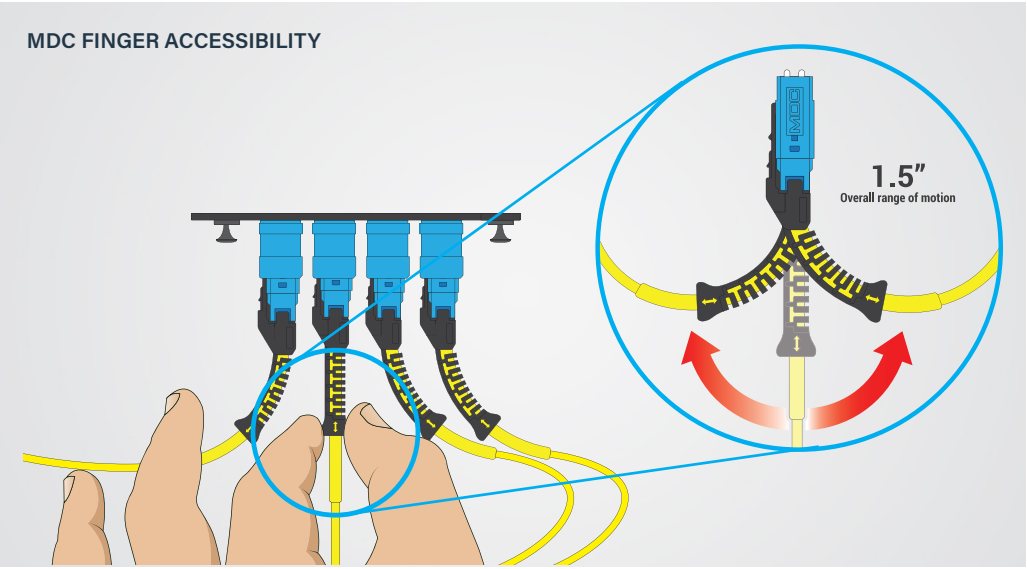

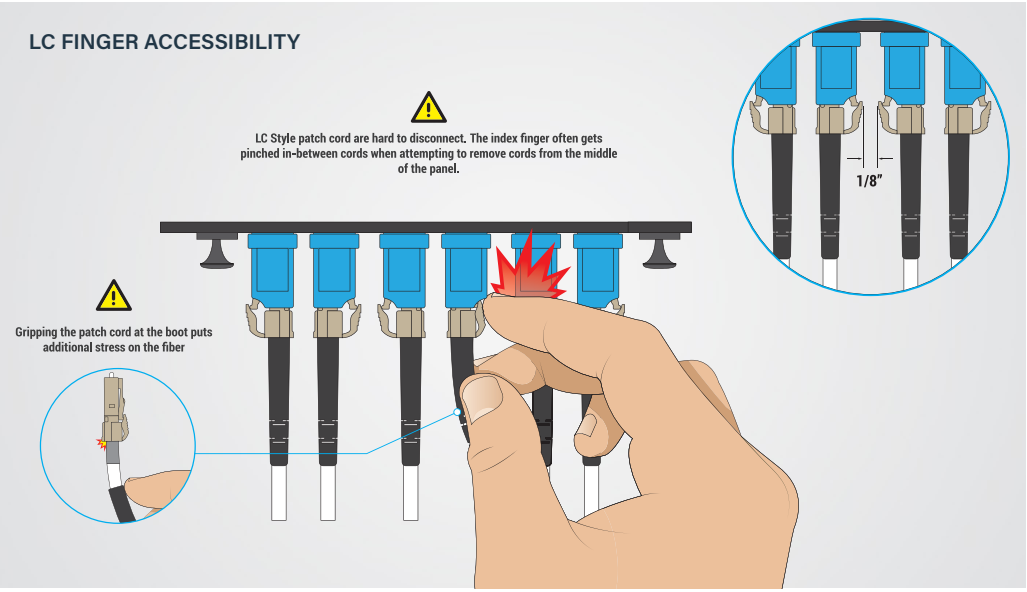

INFINIUM accl*AIM* – **ERGONOMICS ADVANTAGE**

- Easy-grip and release connectors.
- The accl*AIM* solution delivers more hand/finger clearance than LC Patching – accl*AIM* with MDC offers 1.5 in of space vs. 1/8 in of space with LC.
- With LC connectors, technicians must reach almost an inch further into the cables to engage the latch vs. the accl*AIM* solution with MDC connectors.
- Less force required for insertion and removal than current connectivity options.

>40%

Faster Patch Cable Install

ERGONOMICS TIME STUDY VIDEO

>60%

Faster Patch Cable Removal

MID-PANEL TIME STUDY VIDEO

INFINIUM accl*AIM* – **INSTALL, MAINTENANCE & TESTING ADVANTAGE**

- Faster cable installs and removal.
- accl*AIM* polarity is application-defined and can be adapted to nearly any link configuration; preplanned, on-site, or on the fly vs. cassettes which must be pre-planned or reordered to change polarity.
- Patch cord polarity switching with accl*AIM* takes 6 seconds vs. LC Duplex which takes 48 with the potential of lost components – accl*AIM* solution with MDC patch cords saves 42 seconds on average vs. LC duplex and days faster than reordering a cassette to correct polarity.
- No cassette to inspect before mating.
- No front / rear connector troubleshooting – one connection point.
- Adapters do not become obsolete if new grades of fiber are developed, can be reused indefinitely, and do not require delicate handling.
- Testing is completed with a single link after mating vs. testing both sides of a cassette reducing significant time.

MDC POLARITY TIME STUDY VIDEO

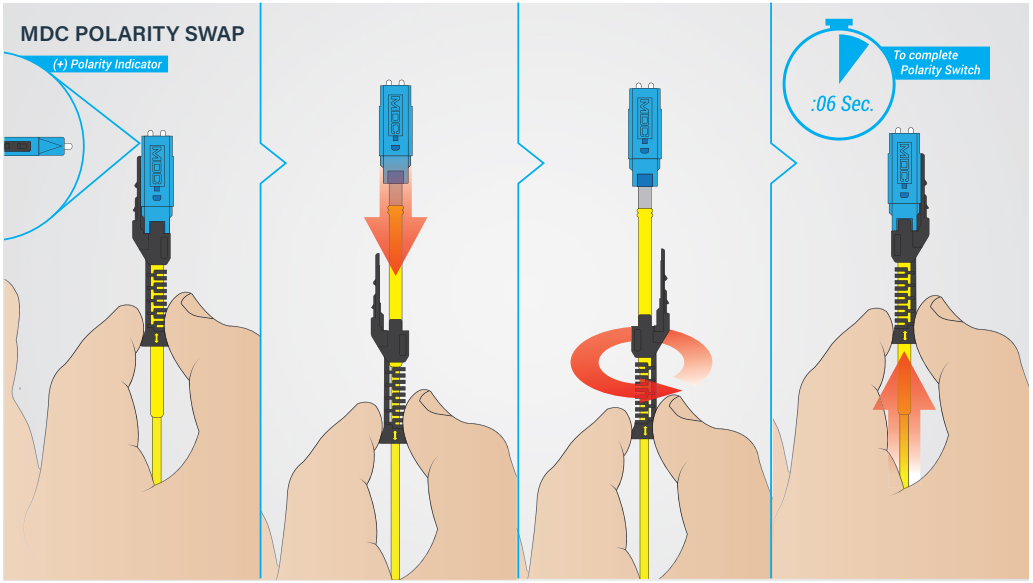

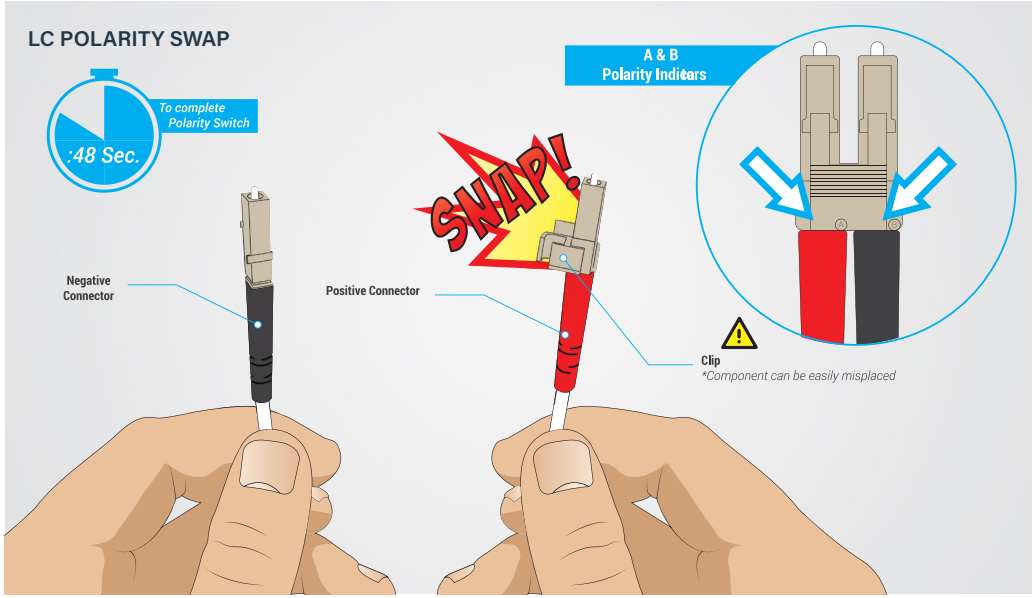



INFINIUM accl*AIM* – **PERFORMANCE ADVANTAGE**

Core Level Performance - Maximizing Optical Headroom

There is an inevitable correlation between maximizing optical performance margins (optical headroom) and optimizing overall costs from both an operational and procurement perspective – Infinium accl*AIM* delivers dramatically more optical headroom than any other pre-terminated solution!
Quantum-Effect-Paper.pdf (multilaneinc.com)

Performance Advantage

Maximum Allowable Application Attenuation

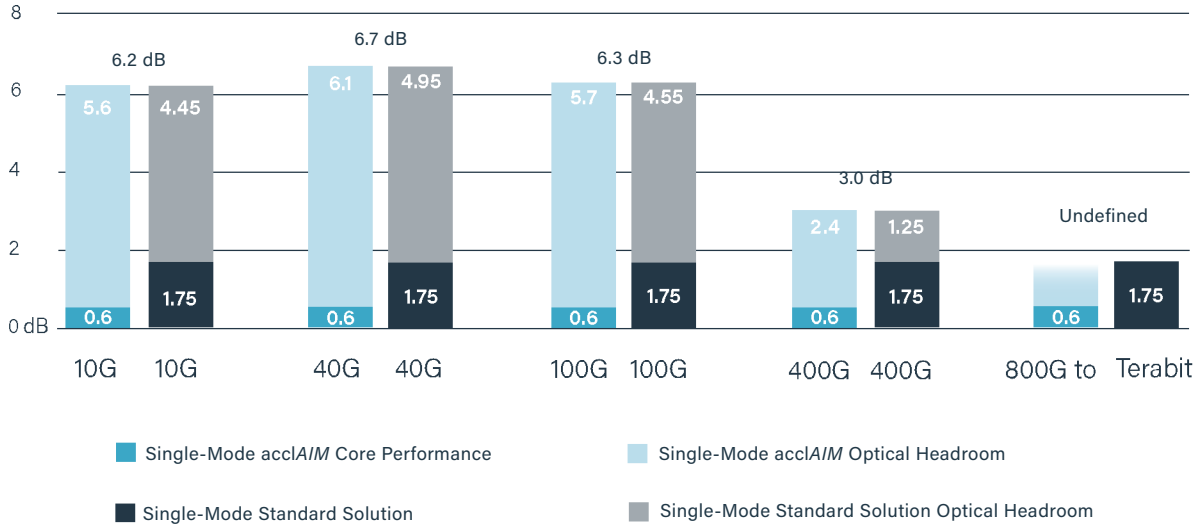

	Industry Standard Pre-Terminated Solution	Infinium accl*AIM* Core Solution Improvement
Bit Error Rate (errors over time)	2.35E-07	> 3.6 x
Total Link Loss (dB)	7.20 dB	> 1.0 dB
FEC Corrections (codewords)	5.93E+05	> 1.77 x

INFINIUM accl*AIM* – **PERFORMANCE ADVANTAGE**

Core Level Performance

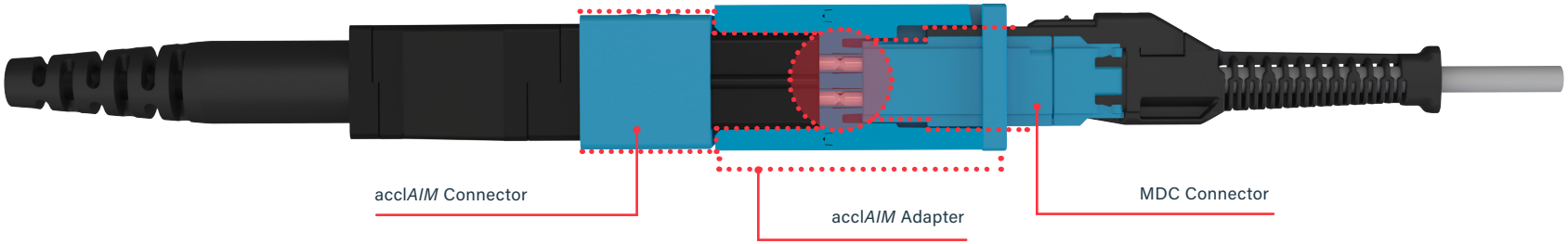

Single-Mode



= .60 dB Total Channel Connection Loss

Multimode



= 1.00 dB Total Channel Connection Loss

INFINIUM accl*AIM* SOLUTION – **ORDERING INFORMATION**

Infinium accl*AIM* Conversion Adapters

Item Number	Connector Style	Fiber Type	Fiber / Adapter Count	Color
HDFP-AME24LC	accl*AIM* / MDC (4)	OM4 (MM)	24 (3 - Adapters)	Aqua
HDFP-AME24QC	accl*AIM* / MDC (4)	OM5 (MM)	24 (3 - Adapters)	Lime
HDFP-AME24AC	accl*AIM* / MDC (4)	OS2 (SM)	24 (3 - Adapters)	Blue
HDFP-AME48LC	accl*AIM* / MDC (4)	OM4 (MM)	48 (6 - Adapters)	Aqua
HDFP-AME48QC	accl*AIM* / MDC (4)	OM5 (MM)	48 (6 - Adapters)	Lime
HDFP-AME48AC	accl*AIM* / MDC (4)	OS2 (SM)	48 (6 - Adapters)	Blue



HDFP-AME24LC



HDFP-AME48AC

Infinium accl*AIM* Pre-Configured Trunk Cable Assemblies

Item Number	Description	Fiber Type	Fiber Count	Polarity	Jacket Type	Length	UOM
CAMAMC63S5JMM1xxxM(F)	Infinium Core	OS2	8	C	Plenum	xxx	M / F
CAMAMC63S5EMM1xxxM(F)	Infinium Core	OM4	8	C	Plenum	xxx	M / F
CAMAMC63S5HMM1xxxM(F)	Infinium Core	OM5	8	C	Plenum	xxx	M / F
CAMAMC63SAJMM1xxxM(F)	Infinium Core	OS2	24	C	Plenum	xxx	M / F
CAMAMC63SAEMM1xxxM(F)	Infinium Core	OM4	24	C	Plenum	xxx	M / F
CAMAMC63SAHMM1xxxM(F)	Infinium Core	OM5	24	C	Plenum	xxx	M / F
CAMAMC63SEJMM1xxxM(F)	Infinium Core	OS2	48	C	Plenum	xxx	M / F
CAMAMC63SEEMM1xxxM(F)	Infinium Core	OM4	48	C	Plenum	xxx	M / F
CAMAMC63SEHMM1xxxM(F)	Infinium Core	OM5	48	C	Plenum	xxx	M / F



CAMAMC63SAEMM1xxxM(F)



CAMAMC63SEJMM1xxxM(F)

INFINIUM accl*AIM*
PAGE

INFINIUM accl*AIM* SOLUTION – **ORDERING INFORMATION**

Infinium accl*AIM* Pre-Configured MDC Patch Cords

MDC Patch Cords	Performance	Fiber Type	Connector A	Connector B	Polarity	Jacket Type	Length	UOM
L1-802JA2EAB0xxxM(F)	Infinium Core	OM4	LC Uniboot	MDC	Method A	Plenum	xxx	M / F
L1-802JA2HAB0xxxM(F)	Infinium Core	OM5	LC Uniboot	MDC	Method A	Plenum	xxx	M / F
L1-802JA2JYB0xxxM(F)	Infinium Core	OS2	LC Uniboot	MDC	Method A	Plenum	xxx	M / F
L1-2J2JA2EAB0xxxM(F)	Infinium Core	OM4	MDC	MDC	Method A	Plenum	xxx	M / F
L1-2J2JA2HAB0xxxM(F)	Infinium Core	OM5	MDC	MDC	Method A	Plenum	xxx	M / F
L1-2J2JA2JYB0xxxM(F)	Infinium Core	OS2	MDC	MDC	Method A	Plenum	xxx	M / F
L3-802JA2EAB0xxxM(F)	Infinium Ultra	OM4	LC Uniboot	MDC	Method A	Plenum	xxx	M / F
L3-802JA2HAB0xxxM(F)	Infinium Ultra	OM5	LC Uniboot	MDC	Method A	Plenum	xxx	M / F
L3-802JA2JYB0xxxM(F)	Infinium Ultra	OS2	LC Uniboot	MDC	Method A	Plenum	xxx	M / F
L3-2J2JA2EAB0xxxM(F)	Infinium Ultra	OM4	MDC	MDC	Method A	Plenum	xxx	M / F
L3-2J2JA2HAB0xxxM(F)	Infinium Ultra	OM5	MDC	MDC	Method A	Plenum	xxx	M / F
L3-2J2JA2JYB0xxxM(F)	Infinium Ultra	OS2	MDC	MDC	Method A	Plenum	xxx	M / F

NOTE: For length, replace XXX with three digit length measure (example 003 = 3, 010 = 10, or 100 = 100)
For Unit of Measure (UOM), select (M) for Meters, or (F) for Feet

Infinium HD-E Enclosure - M4 Drawer Face

Item Number	Description
INFC01U-M4-E	Infinium HD-E Rack Mount Enclosure 1U, M4 Drawer Face
INFC02U-M4-E	Infinium HD-E Rack Mount Enclosure 2U, M4 Drawer Face
INFC04U-M4-E	Infinium HD-E Rack Mount Enclosure 4U, M4 Drawer Face

INFC02U-M4-E

High-Density Flush Mounting Fiber Patch Panel

Item Number	Description
RFPHD01U	High-Density Flush Mounting Fiber Patch Panel, 1U
RFPHD02U	High-Density Flush Mounting Fiber Patch Panel, 2U



RFPHD02U

©2022 Legrand. All Rights Reserved. 03.21.22 | V1310

Data Power Control

60 Woodlawn Street
West Hartford, CT 06110
800.934.5432
www.legrand.us

FOLLOW US