



► Models CP-BG and CP-PB

Flameproof & Hazardous Location Break Glass and Push Button Call Points

Federal Signal's Break Glass and Push Button Call Points are electromechanical devices that can be part of a facility's fire alarm, emergency, or access control system. When a user breaks the glass on a Break Glass model or pushes the button on a Push Button model, the Call Point's internal switch is activated, signaling an event while maintaining latching. Call Points remain in signaling mode until the facility's system is manually reset, indicating that the issue has been resolved. Call Points are available in general signaling and fire rated models and are compatible with a wide range of onshore and offshore hazardous locations as well as fire applications.

FEATURES

- High visibility, antistatic GRP enclosure, faceplate available in Red and Yellow
- Optional lift flap for two-step operation prevents accidental activation
- (3) x M20 or ½ NPT entries: (2) top and (1) side entry with 180 degrees rotatable mounting orientation
- Integrated tool reset with removable key for tamper resistant reset
- Assembled with external 316 stainless steel hardware
- Single and dual switch activation
- Optional field installed stainless steel faceplate labels and duty labels
- Optional module EOL resistors, series resistors, and supervisory diode
- Type 4X, IP66 enclosure
- IP69K compliant

Summary of Certification and Markings

CERTIFICATION	MODEL SERIES	MODEL CERTIFICATION SUFFIX *	AMBIENT TEMPERATURE	VOLTAGE RATING
ATEX/IECEX, CE/UKCA, SIL2	CP-PB & CP-BG	-1	-40°F to 158°F (-40°C to 70°C)	48VDC max
ATEX/IECEX, CE/UKCA, SIL2, EN54-11	CP-BG	-2	-40°F to 158°F (-40°C to 70°C)	48VDC max
ATEX/IECEX, CE/UKCA, UL/ULC Fire UL/cUL rated for Zone 1, 21, Gas Group IIC, UL/cUL rated for Class I, Div 2, Groups A, B, C, D (T4)	CP-PB & CP-BG	-3	-40°F to 140°F (-40°C to 60°C)	Regulated 24VDC (16-33V)
ATEX/IECEX, CE/UKCA, UL/cUL Signaling, UL/cUL rated for Zone 1, 21, Gas Group IIC, UL/cUL rated for Class I, Div 2, Groups A, B, C, D (T4)	CP-PB	-4	US Outdoor: -31°F to 151°F (-35°C to 66°C) Canada Indoor Damp: 32°F to 122°F (0°C to 50°C)	48VDC max

* Certifications vary by model. Please see the last page for a list of available models.

Flameproof & Hazardous Location Break Glass and Push Button Call Points

HAZARDOUS LOCATION RATING: CP-PB & CP-BG

T-CODE AT MAXIMUM AMBIENT TEMPERATURE, °C	
Hazardous Location	60°C
Zone 1, 21, Gas Group IIC	T4
Class I, Division 2, Groups A, B, C, D	T4

GENERAL SIGNALING MODELS (-1 AND -4 MODELS)

General signaling Call Points are ideal for both onshore and offshore applications for activating emergency equipment, audible and visual signals, or control panel notification. Each general signaling Call Point is Red or Yellow and comes standard with eight field-installable, polyester faceplate labels: FIRE, EVAC, BIOHAZARD, GAS ALARM, EMERGENCY, SHUTDOWN, LOCKDOWN and EVAC icon. If the application requires a custom faceplate label, the faceplate's labeling surface will accept end-user supplied U-Line #S-19297 weather-resistant labels for laser printers. For harsher environments, six optional stainless steel faceplate labels are also available: FIRE, EVAC, BIOHAZARD, GAS ALARM, ESD, and FIRE ALARM (dual language, English and Arabic).



Push Button model with EVAC label



Break Glass Model with GAS ALARM label



Break Glass Model with EMERGENCY label and optional lift flap

FIRE RATED MODELS (-2 AND -3 MODELS)

Fire rated Call Points are specially designed for use with Fire Alarm activation. Each Fire rated Call Point is Red and each unit comes standard with a factory installed faceplate label. North American certified Fire Call Points are available in both Push Button and Break Glass models and have a factory-installed "FIRE/FEU" label to comply with UL/ULC. Internationally certified Fire Call Points are available in Break Glass models and have a factory-installed label of a burning house to comply with EN54-11.



Break Glass model with EN54-11 fire label



Break Glass Model with FIRE/FEU label (UL/ULC Fire) and optional fire lift flap



Push Button model with FIRE/FEU (UL/ULC Fire)

Note: Customers cannot install the test reset key on Fire rated models

Flameproof & Hazardous Location Break Glass and Push Button Call Points

GRP (GLASS REINFORCED PLASTIC)

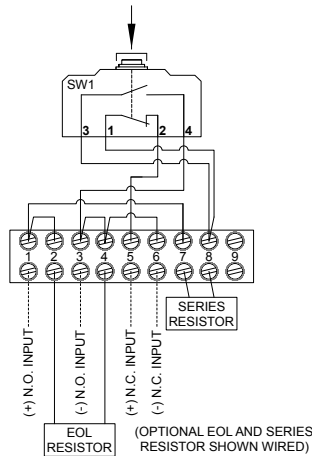
All Call Point models feature a GRP enclosure that is UV stable, anti-static, flameproof, and resistant to heat, impact, and corrosion. The GRP enclosure makes Federal Signal's Call Points extremely durable to withstand pressure, damage, and environmental elements, making it an ideal solution for all industrial, hazardous, and Fire applications.

SINGLE VS. DUAL SWITCH OPTIONS

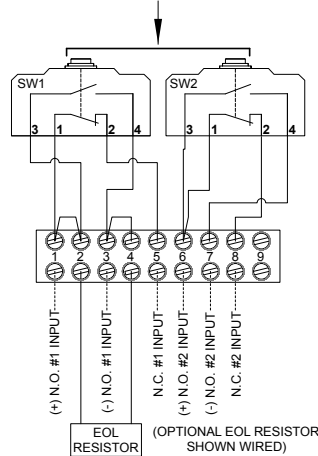
Call Points are available with single (SPDT) and dual (DPDT) maintained switch options. A single switch model should be chosen when working with an independent circuit, while a dual switch model should be chosen when working with a dual circuit.

Call Points have a factory installed jumper across input terminals 7 and 8 on single switch models. On a dual switch model, input terminals 6, 7, and 8 are used as secondary contacts with common.

CP-PB AND CP-BG SINGLE POLE SWITCH




CP-PB AND CP-BG DUAL POLE SWITCH



OPTIONAL ACCESSORIES

- All Call Point models are available with an optional clear polycarbonate lift flap that converts any single step device into a two-step device to prevent accidental activation.
- An optional hammer is available as an accessory for Break Glass models.
- A variety of modular end of line resistors, series resistors and supervisory diodes are available for up to two modules per model. Modules are easily replaceable and are field installed.

Note: Maximum of (2) resistor modules total per unit. Series resistor is compatible with single switch models only. For monitored input circuit compatibility, use single switch model with (1) EOL and (1) series resistor module.



Supervisory Diode



EOL Resistor

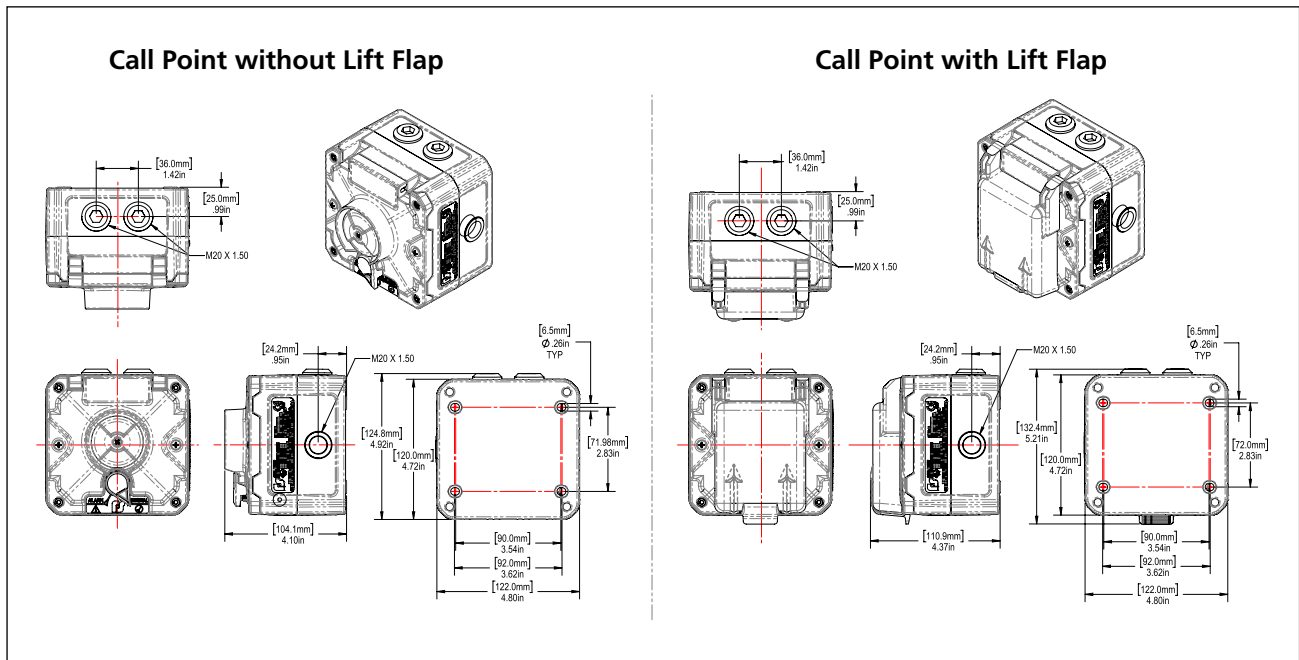


Break Glass Hammer Mounted on a Break Glass Call Point



Call Point with optional lift flap

Flameproof & Hazardous Location Break Glass and Push Button Call Points



S P E C I F I C A T I O N S

ATEX/IECEx Certification Marking	II 2 G Ex db eb mb IIC T4 Gb Ambient Temperature -40°C To +70°C
UL/cUL Certification Marking	II 2 D Ex tb IIIC T100°C Db IP66 Class 1, Zone 1, AEx db eb mb IIC T4 Gb; Zone 21, AEx tb IIIC T100°C Db Class 1, Division 2, Groups A, B, C, D T4
Cable Entries	(3) M30 or 1/2NPT
Housing Material	Glass Reinforced Polycarbonate (GRP)
Net Weight	2.08 lbs (0.9 kg)
Shipping Weight	2.88 lbs (1.3 kg)
Height	4.06 in (103.1 mm)
Length	4.06 in (103.1 mm)
Width	2.19 in (55.6 mm)
Optional Accessories*	
End of Line Resistor Values	1k – 47k
Series Resistor Values	1k – 47k
Diode Module Value	1N5406

*Reference document S7020 Replacement Parts and optional Accessories for model numbers

Flameproof & Hazardous Location Break Glass and Push Button Call Points

HOW TO ORDER

MODEL	ENTRY	COLOR	SWITCH	LIFT FLAP	CERTIFICATIONS
GENERAL SIGNALING MODELS					
Break Glass: International					
CP-BG-M-R-1-NNN-00-1	M20	Red	Single, Screw Terminal	None	CE/UKCA, ATEX, IECEx, SIL2
CP-BG-M-R-1-FNN-00-1	M20	Red	Single, Screw Terminal	Lift Flap	CE/UKCA, ATEX, IECEx, SIL2
CP-BG-M-R-2-NNN-00-1	M20	Red	Dual, Screw Terminal	None	CE/UKCA, ATEX, IECEx, SIL2
CP-BG-M-R-2-FNN-00-1	M20	Red	Dual, Screw Terminal	Lift Flap	CE/UKCA, ATEX, IECEx, SIL2
CP-BG-M-Y-1-NNN-00-1	M20	Yellow	Single, Screw Terminal	None	CE/UKCA, ATEX, IECEx, SIL2
CP-BG-M-Y-1-FNN-00-1	M20	Yellow	Single, Screw Terminal	Lift Flap	CE/UKCA, ATEX, IECEx, SIL2
CP-BG-M-Y-2-NNN-00-1	M20	Yellow	Dual, Screw Terminal	None	CE/UKCA, ATEX, IECEx, SIL2
CP-BG-M-Y-2-FNN-00-1	M20	Yellow	Dual, Screw Terminal	Lift Flap	CE/UKCA, ATEX, IECEx, SIL2
Push Button: International					
CP-PB-M-R-1-NNN-00-1	M20	Red	Single, Screw Terminal	None	CE/UKCA, ATEX, IECEx, SIL2
CP-PB-M-R-1-FNN-00-1	M20	Red	Single, Screw Terminal	Lift Flap	CE/UKCA, ATEX, IECEx, SIL2
CP-PB-M-R-2-NNN-00-1	M20	Red	Dual, Screw Terminal	None	CE/UKCA, ATEX, IECEx, SIL2
CP-PB-M-R-2-FNN-00-1	M20	Red	Dual, Screw Terminal	Lift Flap	CE/UKCA, ATEX, IECEx, SIL2
CP-PB-M-Y-1-NNN-00-1	M20	Yellow	Single, Screw Terminal	None	CE/UKCA, ATEX, IECEx, SIL2
CP-PB-M-Y-1-FNN-00-1	M20	Yellow	Single, Screw Terminal	Lift Flap	CE/UKCA, ATEX, IECEx, SIL2
CP-PB-M-Y-2-NNN-00-1	M20	Yellow	Dual, Screw Terminal	None	CE/UKCA, ATEX, IECEx, SIL2
CP-PB-M-Y-2-FNN-00-1	M20	Yellow	Dual, Screw Terminal	Lift Flap	CE/UKCA, ATEX, IECEx, SIL2
Push Button: North America					
CP-PB-N-R-1-NNN-00-4	1/2 NPT	Red	Single, Screw Terminal	None	CE/UKCA, ATEX, IECEx, UL Signaling, Zone 1, Div 2
CP-PB-N-R-1-FNN-00-4	1/2 NPT	Red	Single, Screw Terminal	Lift Flap	CE/UKCA, ATEX, IECEx, UL Signaling, Zone 1, Div 2
CP-PB-N-R-2-NNN-00-4	1/2 NPT	Red	Dual, Screw Terminal	None	CE/UKCA, ATEX, IECEx, UL Signaling, Zone 1, Div 2
CP-PB-N-R-2-FNN-00-4	1/2 NPT	Red	Dual, Screw Terminal	Lift Flap	CE/UKCA, ATEX, IECEx, UL Signaling, Zone 1, Div 2
CP-PB-N-Y-1-NNN-00-4	1/2 NPT	Yellow	Single, Screw Terminal	None	CE/UKCA, ATEX, IECEx, UL Signaling, Zone 1, Div 2
CP-PB-N-Y-1-FNN-00-4	1/2 NPT	Yellow	Single, Screw Terminal	Lift Flap	CE/UKCA, ATEX, IECEx, UL Signaling, Zone 1, Div 2
CP-PB-N-Y-2-NNN-00-4	1/2 NPT	Yellow	Dual, Screw Terminal	None	CE/UKCA, ATEX, IECEx, UL Signaling, Zone 1, Div 2
CP-PB-N-Y-2-FNN-00-4	1/2 NPT	Yellow	Dual, Screw Terminal	Lift Flap	CE/UKCA, ATEX, IECEx, UL Signaling, Zone 1, Div 2

Flameproof & Hazardous Location Break Glass and Push Button Call Points

HOW TO ORDER

MODEL	ENTRY	COLOR	SWITCH	LIFT FLAP	CERTIFICATIONS
-------	-------	-------	--------	-----------	----------------

FIRE MODELS

Break Glass: International

CP-BG-M-R-1-NNN-00-2	M20	Red	Single, Screw Terminal	No Flap, FIRE Label	CE/UKCA, ATEX, IECEx, SIL2, EN54-11
CP-BG-M-R-1-FFN-00-2	M20	Red	Single, Screw Terminal	Lift Flap, FIRE Label	CE/UKCA, ATEX, IECEx, SIL2, EN54-11
CP-BG-M-R-2-NNN-00-2	M20	Red	Dual, Screw Terminal	No Flap, FIRE Label	CE/UKCA, ATEX, IECEx, SIL2, EN54-11
CP-BG-M-R-2-FFN-00-2	M20	Red	Dual, Screw Terminal	Lift Flap, FIRE Label	CE/UKCA, ATEX, IECEx, SIL2, EN54-11

Front Marking: Factory installed with a burning house logo

Break Glass: North America

CP-BG-N-R-1-NFN-00-3	1/2 NPT	Red	Single, Screw Terminal	No Flap, FIRE Label	CE/UKCA, ATEX, IECEx, UL Fire, Zone 1, Div 2
CP-BG-N-R-1-FFN-00-3	1/2 NPT	Red	Single, Screw Terminal	Lift Flap, FIRE Label	CE/UKCA, ATEX, IECEx, UL Fire, Zone 1, Div 2
CP-BG-N-R-2-NFN-00-3	1/2 NPT	Red	Dual, Screw Terminal	No Flap, FIRE Label	CE/UKCA, ATEX, IECEx, UL Fire, Zone 1, Div 2
CP-BG-N-R-2-FFN-00-3	1/2 NPT	Red	Dual, Screw Terminal	Lift Flap, FIRE Label	CE/UKCA, ATEX, IECEx, UL Fire, Zone 1, Div 2

Front Marking: Factory installed with FIRE/FEU label

Push Button: North America

CP-PB-N-R-1-NFN-00-3	1/2 NPT	Red	Single, Screw Terminal	No Flap, FIRE Label	CE/UKCA, ATEX, IECEx, UL Fire, Zone 1, Div 2
CP-PB-N-R-1-FFN-00-3	1/2 NPT	Red	Single, Screw Terminal	Lift Flap, FIRE Label	CE/UKCA, ATEX, IECEx, UL Fire, Zone 1, Div 2
CP-PB-N-R-2-NFN-00-3	1/2 NPT	Red	Dual, Screw Terminal	No Flap, FIRE Label	CE/UKCA, ATEX, IECEx, UL Fire, Zone 1, Div 2
CP-PB-N-R-2-FFN-00-3	1/2 NPT	Red	Dual, Screw Terminal	Lift Flap, FIRE Label	CE/UKCA, ATEX, IECEx, UL Fire, Zone 1, Div 2

Front Marking: Factory installed with FIRE/FEU label