

# Smart Wi-Fi Light Switch



Tapo S505



Voice Control



Remote Control



Auto-Off Timer



Schedule



Easy Installation



Away Mode



Flame-retardant



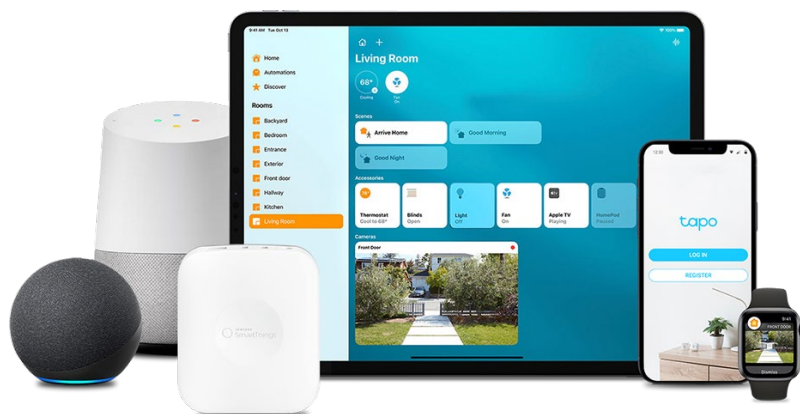
Smarter with Sensors



## // Highlights


### Matter-Compatible

With Matter support, using one app to control all smart devices is no longer a fantasy. Integrate your matter-certified device into your favorite ecosystems to create a unified smart home\*.



### Free Up Your Hands with Voice Control<sup>Δ</sup>

Free up your hands by using simple voice commands with Amazon Alexa, Google Assistant, or Samsung SmartThings.




\*The Tapo app will upgrade to be Matter-compatible in the year of 2023.

## // Highlights

### Live Smarter by Presetting Time

Preset a schedule to automatically manage your smart home devices according to your daily routine and preferences. With the enhanced Auto-Off Timer<sup>†</sup> feature, your connected devices will automatically turn off after they are left on for a set time, saving energy.



### Smarter with Tapo Sensors<sup>‡</sup>

Effortlessly control your lights by setting automation or scenes triggered by Tapo smart sensors.



<sup>†</sup>The Auto-Off Timer is being developed and users can benefit from the feature via an OTA upgrade soon.

<sup>‡</sup>Tapo Smart Sensors are sold separately. When working with smart sensors, the Tapo Hub is required.

## // Features

- **Remote Control** – Instantly turn connected devices on/off wherever you are through the Tapo app.
- **Local Control** – Your connected devices at home remain accessible via the Tapo app even when the household goes offline.
- **Set Scenes** – Group your smart switch with other Tapo devices to turn them all on or off with one click or choose a custom preset with scenes.
- **More Versatile with a Tapo Smart Button\*** – Pair with a Tapo Smart Button to turn your single-pole switch into a 3-way or even 4-way switch without rewiring.
- **Easy Installation** - Interchangeable Load and Line terminals guarantee hassle-free installation.
- **Auto-Off Timer** – Automatically turns off a connected device after the device is left on for a set time, saving energy. No more wasted electricity in unoccupied areas ever again.
- **Away Mode** – Away Mode will automatically turn your connected devices, like lights, on and off randomly, to make it appear as if you're home.
- **Device Sharing**– Use the Tapo app to easily share management permissions with each member of your family.
- **Flame-Retardant\*\*** - PC flame-retardant materials help minimize burning hazards.

\*Tapo S505 is a single-pole switch and not compatible with 3-way wiring. Tapo Smart Buttons are sold separately. When working with a Tapo Smart Button, the Tapo Hub is required.

\*\*Made with V-0 (UL94) flame-retardant materials.

## Set Up with Matter

This is a Matter-certified device. You can integrate it into any Matter ecosystem you prefer for easy control.

### Before You Start

- Factory reset your device before setup.
- A Matter-supported controller and smart home app of the same ecosystem are required. For optimal performance, please update them to the latest version.
- The Matter setup code on the device is only applicable for the initial ecosystem. To add it to a new ecosystem, you will need to generate a new setup code from a smart home app of an already-established ecosystem in your home.
- Take a photo of the Matter setup code for backup.
- Bluetooth will be turned off 15 minutes after the device is powered up. Restart your device to re-enter setup mode.

### How to Set Up

\*Setup processes may vary between ecosystems.

1. Turn on Bluetooth on your phone.

2. Open the smart home app, then scan the Matter QR code or enter the provided numeric setup code (usually can be found on your device).
3. Follow the instructions in the app to complete setup.

### Failed to Set Up?

- Try to connect your phone to a stable 2.4 GHz Wi-Fi network with internet access instead of a 5 GHz network.
- Restart your device, controller or phone.
- Make sure IPv6 is enabled on your router.
- Refer to the FAQ for more help:

<https://www.tp-link.com/support/faq/3520/>



## // Specifications

### Technical Specifications

- Rating: 100-120 V~ 50/60 Hz
- Max Load: 15 A General Use, 600 W Incandescent, 120 W Ceiling Fan, 1/6 HP Motor
- Wireless: 2.4 GHz Wi-Fi, 802.11b/g/n
- Operating Temperature: 0 °C– 40 °C (32°F–104°F )
- Operating Humidity: 10%–90%RH, Non-condensing
- Operation Type: Micro-Interruption
- Automatic Action: Type 1 Action
- Overvoltage Category : III
- Pollution Degree: 2

### Requirements:

- Neutral wiring in wall box
- Standard lighting wall box (at least 2 inches deep)
- Indoor Use Only

### General

- Package Contents:
  - Tapo S505 × 1
  - Wall Plate × 1
  - Wire Label × 1
  - Wire Nuts × 4
  - Screws × 2
  - Quick Start Guide
- Buttons: On/Off Switch, Reset, Restart
- Dimensions: 5.04 × 3.33 × 1.4 in (128 × 84.6 × 35.7 mm)
- Certifications: FCC, UL, RoHS, IC, NCC

Please do not use in damp environments or outdoors.

For more information, please visit <https://www.tapo.com/>

Specifications are subject to change without notice. TP-Link is a registered trademark of TP-Link Technologies Co., Ltd. Google is a trademark of Google LLC. Amazon, Alexa and all related logos are trademarks of Amazon.com, Inc. or its affiliates. Other brands and product names are trademarks or registered trademarks of their respective holders. Copyright © 2023 TP-Link Technologies Co., Ltd. All rights reserved.