









Signature Class High-Performance LCR Speakers

	PART #	DESCRIPTION	U/M	MSRP
	C1075s	200W, 10" 3-Way Angled LCR Kevlar Speaker; Includes PCB-C1000 In-Ceiling Bracket	EA	\$850
	C875s	175W, 8" Kevlar Angled LCR Speaker; 1" Aluminum Pivoting Tweeter; Uses PCB-800 In-Ceiling Bracket	EA	\$565
	C675s	125W, 6.5" Kevlar Angled LCR Speaker; 1" Aluminum Pivoting Tweeter; Uses PCB-600 In-Ceiling Bracket	EA	\$425
	IW675s	150W, LCR In-wall Speaker w/ Two 6.5" Kevlar Woofers; 1" Aluminum Pivoting Tweeter; Uses PCB-IW600 In-Wall LCR Bracket	EA	\$675
	IW575s	150W, LCR In-wall Speaker w/ Two 5.25" Kevlar Woofers; 1" Aluminum Pivoting Tweeter; Uses PCB-IW500 In-Wall LCR Bracket	EA	\$500


Signature Class High-Performance Whole House Speakers

	C895s	175W, In-Ceiling Speakers, 8" Kevlar Woofers; 1" Pivoting Aluminum Tweeters; Uses PCB-800 In-Ceiling Bracket	PR	\$800
	C695s	150W, In-Ceiling Speakers, 6.5" Kevlar Woofers; 1" Pivoting Aluminum Tweeters; Uses PCB-600 In-Ceiling Bracket	PR	\$700
	W695s	150W, In-Wall Speakers, 6.5" Kevlar Woofers; 1" Pivoting Aluminum Tweeters	PR	\$700


Protege Whole-House Ceiling Speakers

	PART #	DESCRIPTION	U/M	MSRP
	C801	150W, 8" Graphite Woofers; Uses PCB-800 In-Ceiling Bracket	PR	\$695
	C791	125W, 8" Polypropylene Woofers; Uses PCB-800 In-Ceiling Bracket	PR	\$495
	C641	125W, 6.5" Graphite Woofers; Uses PCB-600 In-Ceiling Bracket	PR	\$550
	C626	100W, 6.5" Graphite Woofers; Uses PCB-600 In-Ceiling Bracket	PR	\$450
	C635	100W, 6.5" Aluminum Woofers; Uses PCB-600 In-Ceiling Bracket	PR	\$450
	C621	100W, 6.5" Polypropylene Woofers; Uses PCB-600 In-Ceiling Bracket	PR	\$375
	C612	85W, 6.5" Polypropylene Woofers; Uses PCB-600 In-Ceiling Bracket	PR	\$325
	C606	75W, 6.5" Polypropylene Woofers; Uses PCB-600 In-Ceiling Bracket	PR	\$250
	C501	75W, 5.25" Polypropylene Woofers; Uses PCB-600 Ceiling Bracket	PR	\$275


Protege Whole-House LCR Speakers

	C841	150W, 8" Graphite Woofer; Uses PCB-800 In-Ceiling Bracket	EA	\$550
	C661	125W, 6.5" Graphite Woofer; Uses PCB-600 In-Ceiling Bracket	EA	\$400
	C651	100W, 6.5" Polypropylene Woofer; Uses PCB-600 In-Ceiling Bracket	EA	\$275


Protege Inwall LCR Speakers




	IW630	125W, Dual 6.5" Graphite Woofers, 1" Pivoting Tweeter, Uses PCB-IW600 In-Wall LCR Bracket	EA	\$575
	IW530	125W, Dual 5 1/4" Graphite Woofers, 1" Pivoting Tweeter, Uses PCB-IW500 In-Wall LCR Bracket	EA	\$425





Protege Whole-House Inwall Speakers


	W802	150W, 8" Graphite Woofers, Uses PCB-W800 In-Wall Bracket	PR	\$700
	W672	100W, 6.5" Polypropylene Woofers, Uses PCB-W600 In-Wall Bracket	PR	\$450
	W667	75W, 6.5" Polypropylene Woofers, Uses PCB-W600 In-Wall Bracket	PR	\$300






Single Stereo Ceiling Speakers



	C825TT	150W, 8" DVC Graphite Woofer, Twin Pivot Tweeters; Uses PCB-800 In-Ceiling Bracket	EA	\$375
	C625TT	75W, 6.5" DVC Polypropylene Woofer, Twin Tweeters; Uses PCB-600 In-Ceiling Bracket	EA	\$225

Proficient Powered Subwoofers				
	PART #	DESCRIPTION	U/M	MSRP
	FS8	200W, 8" Dual Driver Subwoofer	EA	\$525
	FS10	250W, 10" Dual Driver Subwoofer	EA	\$650
	FS12	300W, 12" Dual Driver Subwoofer	EA	\$850
	FDS-8	400W Triple Driver 8" Subwoofer	EA	\$695
	FDS-10	500W Triple Driver 10" Subwoofer	EA	\$795
	FDS-12	600W Triple Driver 12" Subwoofer	EA	\$895
	FDS-15	1 kW Triple Driver 15" Subwoofer	EA	\$1095
	FRS-8	1 kW High Output 8" Subwoofer	EA	\$1295
	FRS-10	1 kW High Output 10" Subwoofer	EA	\$1595
	FRS-12	1 kW High Output 12" Subwoofer	EA	\$1895
	FTEQ-12	Dual 1kW Mono-Block Amp Force Cancelling 12" Subwoofer	EA	\$3695

Proficient Passive In-Wall Subwoofers				
	PART #	DESCRIPTION	U/M	MSRP
	IWS105	10" In-Wall Long-Throw Woofer, 100-250W; Uses BB-IWS10 Back Box	EA	\$625
	PAS-HRSIW8-CAB	Dual 8" Sealed In-Wall Fiber Glass Woofers, 150-600W, Exclusive Vibration-Free Technology	EA	\$1095
	HRSIW8 AMP	Matching 1U 520W Class D Amplifier for Both PAS-HRSIW8-CAB and IWS105, Built-In DSP / EQ with IR Remote	EA	\$1250
	PAS72300	M3 High-Current Mono Subwoofer Amplifier with 180Ws RMS and Built-In Crossover	EA	\$625

Volume Control				
	PART #	DESCRIPTION	U/M	MSRP
	VC60i	60W, Impedance Matching, incl. White, Alm and Bone Plates	EA	\$105
	VC60AW	45W, Impedance Matching	EA	\$110

Proficient Protege Cabinet Loudspeakers				
	PART #	DESCRIPTION	U/M	MSRP
	LCRE5	Dual 5" Graphite Woofers, 100W LCR Speakers	EA	\$395
	LSB3	60W 3-Channel Soundbar, Six 3" Graphite Woofers and Three 1" Silk Dome Tweeters	EA	\$825
	LFS6	125W Dual 6" Graphite Woofers, 1" Silk Dome Tweeter Floor Standing	EA	\$495
	LDA5	60W 5" Dolby Atmos Speakers; Designed for Height, Side and Rear Surrounds	PR	\$425
	LB62	100W, 6" Graphite Woofer, 1" Silk Dome Tweeter	PR	\$550
	LB52	80W, 5" Graphite Woofer, 1" Silk Dome Tweeter	PR	\$350

Indoor/Outdoor Speakers				
	PART #	DESCRIPTION	U/M	MSRP
	AW830 wht/blk	175W, 8" Three-Way, 4Ω Impedance Includes Mounting Brackets	PR	\$850
	AW650 wht/blk	150W, 6.5" Two-Way, 8Ω Impedance Includes Mounting Brackets	PR	\$695
	AW525 wht/blk	125W, 5.25" Two-Way, 8Ω Impedance Includes Mounting Brackets	PR	\$595
	AW400 wht/blk	100W, 4" Two-Way, 8Ω Impedance Includes Mounting Brackets	PR	\$450
	AW500TT wht/blk	100W, 5.25" DVC Two-Way, Dual Tweeters, 4Ω Includes Mounting Brackets	EA	\$395

Proficient Outdoor Landscape Speakers				
	PART #	DESCRIPTION	U/M	MSRP
	PAS-4.1-BU	4" Two-Way Speaker Kit with 8" Burial Subwoofer	EA	\$1499
	PAS-4.1-HS	4" Two-Way Speaker Kit with 8" Hardscape Subwoofer	EA	\$1595
	PAS-2.0	4" Two-Way Satellite Speaker Expansion Kit	PR	\$375
	PAS-AW-LS-4	Signature 4" Two-Way 8Ω/70V/100V High Performance Satellite Speaker	EA	\$325
	PAS-AW-LS-6	Signature 6" Two-Way 8Ω/70V/100V High Performance Satellite Speaker	EA	\$500
	PAS-AW-GSBSUB-10	Signature 10" 300W, 8Ω, 32Hz-120Hz, High Performance In-Ground Subwoofer	EA	\$1495
	PAS-AW-GSBSUB-12	Signature 12" 500W, 8Ω, 28Hz-120Hz, High Performance In-Ground Subwoofer	EA	\$1595
	PAS-RS6-GRANITE	6.5" Two-Way, Natural Rock Finish, No Fade Corrosion Resistant Cabinet Design	EA	\$395
	PAS-RS6-SANDSTONE			
	PAS-RS6-SHALEBROWN			
	PAS-RS6-SPECKLEDGRANITE			
	PAS-RS8Si-GRANITE	8" DVC/SST Two-Way, Natural Rock Finish, No Fade Corrosion Resistant Cabinet Design	EA	\$595
	PAS-RS8Si-SANDSTONE			
	PAS-RS8Si-SHALEBROWN			
	PAS-RS8Si-SPECKLEDGRANITE			
	PAS-PS6Si-CONCRETE	6.5" DVC/SST Two-Way, Realistic Finish, No Fade Corrosion Resistant Cabinet Design	EA	\$565