

technical information

FlexCore™ Front Access Fiber Optic Cassettes offer a wide range of deployment options for the FlexCore™ Optical Distribution and Splice Frame. Cassettes are available with front MPO and LC connectivity, with MPO connectors positioned on the right side or left side of the cassette to simplify and optimize cable management within the frame. Splice cassettes with front LC connectivity are available with bare 250µm or 12-fiber ribbon pigtails. Cable entry points are located on both sides of the cassettes to provide convenient cable routing options. Pre-terminated tethered cassettes are available with 24-fiber loose tube (non-ribbon) plenum or Euroclass B2ca/LSZH cable pigtails of configurable lengths. A splice-only cassette with no front connectivity is also available for direct cable-to-cable splicing within the frame.



applications

FlexCore™ Front Access Fiber Optic Cassettes are used within the FlexCore™ Optical Distribution and Splice Frame to provide numerous options for breaking out high fiber count cables into smaller units for distribution throughout the datacenter.

construction

Fiber types

Multimode:	OM4 50/125µm OM5 50/125µm OM4+ Sig Core 50/125µm
Singlemode:	OS2 9/125µm

Front connectivity

MPO-LC Cassette:	2xMPO-12 to 12xDuplex LC 2xMPO-12 to 12xDuplex LC/APC
------------------	--

All singlemode MPOs are angled polish (APC)
All multimode MPOs are flat polish (UPC)

Splice Cassette:	12 Duplex LC 12 Duplex LC/APC 8mm max cable OD
Splice Only Cassette:	No front connectivity 8mm max cable OD
Tethered Cassette:	12 Duplex LC, 1 × 24-fiber cable pigtail

environmental properties

Operating temperature:	0°C – 70°C (32°F – 158°F)
Storage and shipping temperature:	-40°C – 70°C (-40°F – 158°F)
Installation temperature:	0°C – 60°C (32°F – 140°F)

performance properties

Insertion loss

Multimode:	Optimized MPO-LC Cassette: 0.5dB max Ultra Low MPO-LC Cassette: 0.35dB max Optimized Splice Cassette: 0.15dB max Ultra Splice Cassette: 0.10dB max Optimized Tethered Cassette: 0.15dB max Ultra Tethered Cassette: 0.10dB max
Singlemode:	Standard MPO-LC Cassette: 0.75dB max Standard Splice Cassette: 0.35dB max Standard Tethered Cassette: 0.35dB max

Return loss (per fiber)

Multimode:	>26dB (LC)
Singlemode:	>55dB (LC) >65dB (LC/APC)

Connector durability: Connectors meeting ANSI/TIA-586C.3
Durability: 500 mating cycles

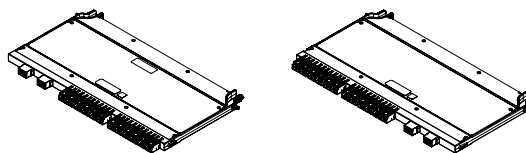
Fiber count: 24 (cassette and tethered cassette)
24 (splice cassettes)
24 discrete splice, 48 ribbon splice (splice only)

Split sleeve material: Zirconia ceramic

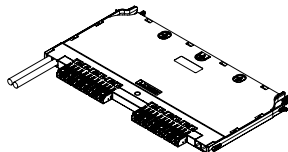
standards

Meets or exceeds: ISO/IEC 11801, ANSI/TIA-568-C.3, TIA-604-5 (FOCIS-5), TIA-604-10 (FOCIS-10), RoHS 2002/95/EC compliant supports IEEE802.3 and ANSI T11.2 (Fiber Channel) link specifications

FlexCore™ Front-Access Fiber Optic Cassettes

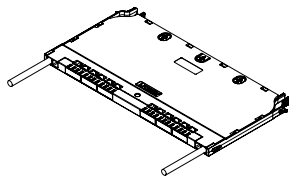


24-Fiber Front Access Cassettes	Left-Side MPOs	Right-Side MPOs
Singlemode, LC, Standard IL		
LC to 2xMPO12, Method A	FDC9N-24-10ASLH	FDC9N-24-10ASRH
LC to 2xMPO12, Method A Pair Flip	FDC9N-24-10AFLH	FDC9N-24-10AFRH
LC to 2xMPO12, Universal Polarity	FDC9N-24-10ULH	FDC9N-24-10URH
Singlemode, LC/APC, Standard IL		
LC/APC to 2xMPO12, Method A	FDC9N-24-LAASLH	FDC9N-24-LAASRH
LC/APC to 2xMPO12, Method A Pair Flip	FDC9N-24-LAAFLH	FDC9N-24-LAAFRH
LC/APC to 2xMPO12, Universal Polarity	FDC9N-24-LAULH	FDC9N-24-LAURH
OM4, LC, Optimized IL		
LC to 2xMPO12, Method A	FDCZO-24-10ASLH	FDCZO-24-10ASRH
LC to 2xMPO12, Universal Polarity	FDCZO-24-10ULH	FDCZO-24-10URH
OM4, LC, Ultra IL		
LC to 2xMPO12, Method A	FDCZA-24-10ASLH	FDCZA-24-10ASRH
LC to 2xMPO12, Universal Polarity	FDCZA-24-10ULH	FDCZA-24-10URH
OM4+ Signature Core™, LC, Ultra IL		
LC to 2xMPO12, Method A	FDCSA-24-10ASLH	FDCSA-24-10ASRH
LC to 2xMPO12, Universal Polarity	FDCSA-24-10ULH	FDCSA-24-10URH
OM5, LC, Ultra IL		
LC to 2xMPO12, Method A	FDCWA-24-10ASLH	FDCWA-24-10ASRH
LC to 2xMPO12, Universal Polarity	FDCWA-24-10ULH	FDCWA-24-10URH



24-Fiber Front Access Splice Cassettes	
Singlemode, LC, Standard IL	
LC to 2x12F Ribbon Pigtails	FDS9N-24-10R
LC to 12 Discrete 250µm Pigtails	FDS9N-24-10P
Singlemode, LC/APC, Standard IL	
LC/APC to 2x12F Ribbon Pigtails	FDS9N-24-LAR
LC/APC to 12 Discrete 250µm Pigtails	FDS9N-24-LAP
OM4, LC, Optimized IL	
LC to 2x12F Ribbon Pigtails	FDSZO-24-10R
LC to 12 Discrete 250µm Pigtails	FDSZO-24-10P
OM4, LC, Ultra IL	
LC to 2x12F Ribbon Pigtails	FDSZA-24-10R
LC to 12 Discrete 250µm Pigtails	FDSZA-24-10P
OM4+ Signature Core, LC, Ultra IL	
LC to 12 Discrete 250µm Pigtails	FDSSA-24-10P
OM5, LC, Ultra IL	
LC to 12 Discrete 250µm Pigtails	FDSWA-24-10P

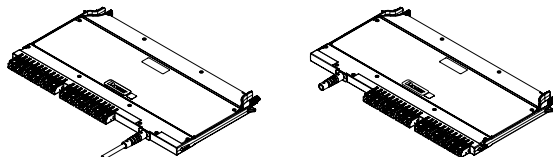
FlexCore™ Front-Access Fiber Optic Cassettes



Splice Only Cassette

Splice Only Cassette with 24 individual (24F Discrete Splice) and 2 ribbon splice protectors (48F Ribbon Splice)

FDSN-24



tethered cassette assemblies

Examples: F9UYPLNNSNF100 - Singlemode 24-fiber Indoor Plenum Tethered LC/APC Cassette, Left-Side MPO, Standard IL, 100-feet
FZUYBXRNNONM010 - OM4 24-fiber Indoor Euroclass B2ca / LSSH Tethered LC Cassette, Right-Side MPO, Optimized IL, 10m

ODF tethered cassette part number key

1 – Fiber

F = Fiber

2 – Fiber Type

9 = OS2
Z = OM4
W = OM5
S = Sig Core (Ultra IL only)

3 – Fiber Count

U = 24-fiber

4 – Cable Type

Y = Indoor trunk

5 – Flame Rating

B = Euroclass B2ca
P = Plenum

6 – Cassette End “A”

X = LC Front Access Cassette
Z = LC/APC Front Access Cassette

7 – Cassette Variant, End “A”

L = Left side
R = Right side

8 – Cassette End “B”

N = Blunt end

9 – Cassette Variant, End “B”

N = No variant

10 – Performance

S = Standard IL (singlemode)
O = Optimized IL
N = Ultra IL

11 – Pulling Eye

N = No pulling eye

12 – Length, Unit

F = Feet (Plenum)
M = Meters (Euroclass/LSZH)

13, 14, 15 – Length

010 – 300 Feet (Plenum)
003 – 100 Meters (Euroclass/LSZH)

* All part numbers are 15 characters

WORLDWIDE SUBSIDIARIES AND SALES OFFICES

PANDUIT US/CANADA
Phone: 800.777.3300

PANDUIT EUROPE LTD.
London, UK
Phone: 44.20.8601.7200

PANDUIT SINGAPORE PTE. LTD.
Republic of Singapore
Phone: 65.6305.7575

PANDUIT JAPAN
Tokyo, Japan
Phone: 81.3.6863.6000

PANDUIT LATIN AMERICA
Guadalajara, Mexico
Phone: 52.33.3777.6000

PANDUIT AUSTRALIA PTY. LTD.
Victoria, Australia
Phone: 61.3.9794.9020

For a copy of Panduit product warranties, log on to www.panduit.com/warranty

For more information

Visit us at www.panduit.com

Contact Customer Service by email: cs@panduit.com
or by phone: 800.777.3300

PANDUIT®

© 2021 Panduit Corp.
ALL RIGHTS RESERVED.
FBSP209--WW-ENG
12/2021