HUBBELL®
Premise Wiring

Wire Basket Tray System
Cable Management

Innovative, Flexible, Field-Configurable
Wire Basket Tray Solutions

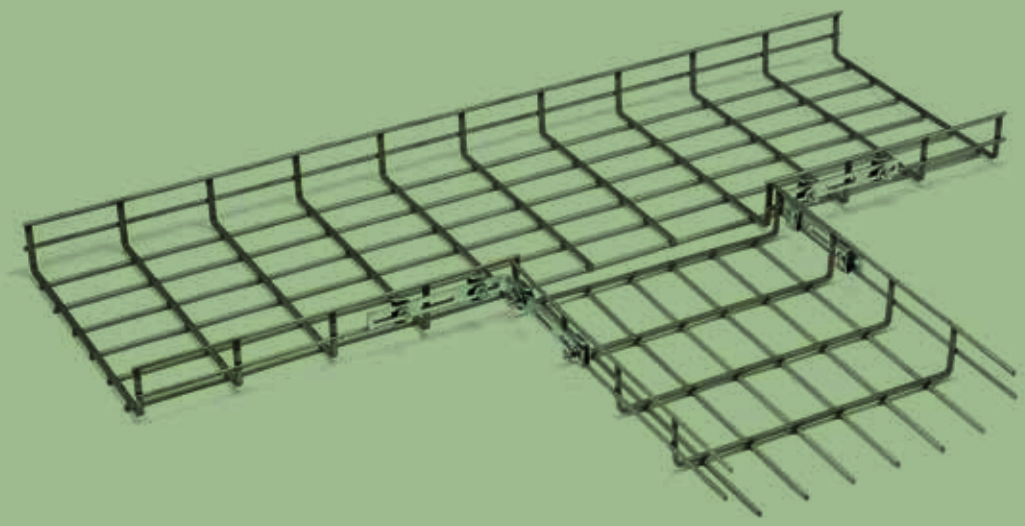

HUBBELL®

Innovative, Flexible, Field-Configurable Wire Basket Solutions

Expertise

Hubbell, a recognized leader in power, data and audio video delivery systems, has expanded its offering to include an innovative, flexible and field-configurable Wire Basket Tray System. Hubbell Wire Basket expands the delivery systems that include Cable Management and Ladder Tray, which provide enhanced capacity, proper support for bend radius and much more.

Support Broad Range of Applications



Hubbell has a wire basket system to meet specific requirements. For commercial controlled interior environments and data centers, Hubbell Wire Basket Systems will help save labor and minimize waste, while reducing impact to the environment. The painted, masked version reduces on-site paint removal, saving time and money. The raised access floor system ships as a complete unit, eliminating the need to locate and assemble components. Hubbell Wire Basket Systems are available in overhead and raised floor applications. Both systems are UL classified as equipment ground conductor, provided they are installed and spliced according to our recommended instructions.

Pre-Galvanized Finish is Environmentally Friendly

The standard finish for Hubbell Basket Tray is pre-galvanized, which is a significantly more environment-friendly manufacturing process than a galvanizing dip. Pre-galvanizing applies a zinc galvanizing to the basket *prior* to fabrication. Then the galvanized wire is welded and formed into the appropriate basket size. On the other hand, a post-fabrication zinc application involves chemical cleaning and stripping, and heavy metal dipping vats to apply the zinc. This produces fumes and requires proper disposal of chemicals and metals. Hubbell's pre-galvanized finish performs the same as the post-production finish while avoiding secondary chemical processing. A post-fabrication electro-zinc finish is also available, if the customer prefers.

Sustainable Approach

Hubbell utilizes a sustainable approach to assist in maintaining our environment. Our wire basket systems utilize 100% recycled steel content in the manufacturing of our tray, and are packaged in kraft packaging that is not bleached. Packaging and strapping materials are recyclable. MillCerts are available upon request to assist in documenting recycled content for possible LEED credits.

Customer Support and Technical Assistance

Hubbell's knowledgeable sales team is just a call away for assistance in selecting the proper type basket tray for any application or providing design assistance, including developing a bill of material.

Pre-Galvanized

Wire is galvanized prior to fabrication.

	Applications	Specification
	• Commercial • Controlled Interiors	ASTM A641

Painted Finishes

Powder coat; Black is available as standard.

	Applications	Specification
	• Data Center • Controlled Interiors	N/A

Wire Fill and Maximum Load Chart

Depth	Width	Area (in^2)	Cat 5e (0.18" dia.) 50% Wire Fill	Cat 6 (0.23" dia.) 50% Wire Fill	Cat 6a (0.30" dia.) 50% Wire Fill	Max. load (lb/ft) *(Supported at 6ft spacing)*
2	4	8	157	96	57	45
2	6	12	236	144	85	50
2	8	16	315	193	113	52
2	12	24	472	289	170	58
2	16	32	629	385	226	70
2	18	36	708	433	255	70
2	20	40	786	482	283	73
2	22	44	865	530	311	73
2	24	48	944	578	340	75
2	26	52	1022	626	368	73
2	28	56	1101	674	396	73
2	30	60	1180	722	425	70
2	32	64	1258	771	453	70
4	4	16	315	193	113	49
4	6	24	472	289	170	49
4	8	32	629	385	226	78
4	12	48	944	578	340	78
4	16	64	1258	771	453	108
4	18	72	1415	867	510	116
4	20	80	1573	963	566	116
4	22	88	1730	1060	623	116
4	24	96	1887	1156	679	116
4	28	112	2202	1349	793	108
6	8	48	944	578	340	116
6	12	72	1415	867	510	123
6	16	96	1887	1156	679	123
6	18	108	2123	1300	764	127
6	20	120	2359	1445	849	127
6	22	132	2595	1589	934	127
6	24	144	2831	1734	1019	150
8	8	64	1258	771	453	116
8	12	96	1887	1156	679	116
8	16	128	2516	1541	906	116
8	18	144	2831	1734	1019	116
8	20	160	3145	1926	1132	116

Sizes UL Classified or cUL Classified
as equipment ground conductor

2" Depth	4" Depth	6" Depth	8" Depth
2 x 6	4 x 6	6 x 8	8 x 8
2 x 8	4 x 8	6 x 12	8 x 12
2 x 12	4 x 12	6 x 16	8 x 16
2 x 16	4 x 16	6 x 18	8 x 20
2 x 18	4 x 18	6 x 20	
2 x 20	4 x 20	6 x 22	
2 x 24	4 x 24	6 x 24	

Note: Applicable to pre-galvanized and powder coat painted when spliced as recommended. Other non-UL sizes require external grounding conductor. Stainless steel is not UL.

Instructions to Achieve Ground

- Use Hubbell splice kits **(HPWWSKT)** to achieve proper grounding at all splices, joints, and fitting.
- Grounding lugs and external ground wire are not required, provided **HPWWSKT** splice kits are utilized with steel tray. (Stainless steel tray requires external grounding conductor.)

Round Wire Basket Tray
Round Cross-Wire Design

Features

- T-weld construction prevents snags
- 5mm round wire on smaller sizes
- 6mm round wire on larger sizes
- High load rating
- Easy to cut and fabricate fittings in the field
- 100% recycled steel
- Use factory support hardware or fabricate supports on the job site
- 2" x 4" mesh opening
- Painted tray includes factory installed masking to assure proper grounding at splices; no need to remove paint during installation

Field Configurable Fittings

90° Sweep Elbow

Use appropriate quantity of Splice Kits

Tee Fitting

Use one HPWWCSP corner splice per each

Supports and Hardware

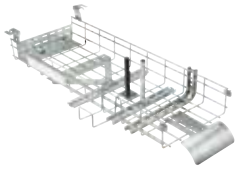

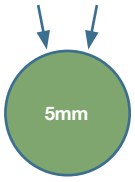

.0078125 sq. inch "Round" Wire Design

10 Feet per Length 10 pc. min. order qty.	Width	Load (lb/ft)	Weight per Length (lb)	Splice Quantity: 90° Sweep Elbow	Splice Quantity: Straight Splice	Finish: Pre-Galvanized	Finish: Black Powder Coat
2" Deep Tray	4" (102) ●	45	7	2	2	**HPWW0204**	**HPWW0204BK**
	6" (152) ●●	50	9	3	4	**HPWW0206**	**HPWW0206BK**
	8" (203) ●●	52	11	4	4	**HPWW0208**	**HPWW0208BK**
	12" (305) ●●	58	12	6	4	**HPWW0212**	**HPWW0212BK**
	16" (406) ●	70	15	7	4	**HPWW0216**	**HPWW0216BK**
	18" (457) ●	70	23	9	4	**HPWW0218**	**HPWW0218BK**
	20" (508) ●	73	25	9	5	**HPWW0220**	**HPWW0220BK**
	22" (559)	73	27	12	5	**HPWW0222**	**HPWW0222BK**
	24" (610) ●	75	31	12	5	**HPWW0224**	**HPWW0224BK**
	26" (660)	73	33	13	6	**HPWW0226**	**HPWW0226BK**
	28" (711)	73	35	14	6	**HPWW0228**	**HPWW0228BK**
	30" (762)	70	38	15	6	**HPWW0230**	**HPWW0230BK**
	32" (813)	70	39	16	6	**HPWW0232**	**HPWW0232BK**
4" Deep Tray	4" (102) ●	49	12	2	4	**HPWW0404**	**HPWW0404BK**
	6" (152) ●●	49	13	3	5	**HPWW0406**	**HPWW0406BK**
	8" (203) ●●	78	15	4	6	**HPWW0408**	**HPWW0408BK**
	12" (305) ●	78	23	6	6	**HPWW0412**	**HPWW0412BK**
	16" (406) ●	108	27	7	7	**HPWW0416**	**HPWW0416BK**
	18" (457) ●	116	29	9	7	**HPWW0418**	**HPWW0418BK**
	20" (508) ●	116	31	9	7	**HPWW0420**	**HPWW0420BK**
	22" (559)	116	33	12	8	**HPWW0422**	**HPWW0422BK**
	24" (610) ●	116	35	12	8	**HPWW0424**	**HPWW0424BK**
	28" (711)	108	39	14	9	**HPWW0428**	**HPWW0428BK**
6" Deep Tray	8" (203) ●	116	23	4	6	**HPWW0608**	**HPWW0608BK**
	12" (305) ●	123	27	6	6	**HPWW0612**	**HPWW0612BK**
	16" (406) ●	123	31	7	7	**HPWW0616**	**HPWW0616BK**
	18" (457) ●	127	33	9	7	**HPWW0618**	**HPWW0618BK**
	20" (508) ●	127	35	9	7	**HPWW0620**	**HPWW0620BK**
	22" (559) ●	127	37	12	8	**HPWW0622**	**HPWW0622BK**
	24" (610) ●	150	39	12	8	**HPWW0624**	**HPWW0624BK**
8" Deep Tray	8" (203) ●	116	27	4	8	**HPWW0808**	**HPWW0808BK**
	12" (305) ●	116	31	6	8	**HPWW0812**	**HPWW0812BK**
	16" (406) ●	116	35	7	9	**HPWW0816**	**HPWW0816BK**
	18" (457) ●	116	37	9	9	**HPWW0818**	**HPWW0818BK**
	20" (508) ●	116	39	9	9	**HPWW0820**	**HPWW0820BK**

●UL Classified/cUL Classified as equipment ground conductor.
●5mm diameter round wire. (All others are 6mm diameter round wire.)
Note: All dimensions are +/- 0.25". Custom paint colors available in addition to Black Powder Coat (Contact Hubbell).

Dimensions in Inches (mm)

Flat Style Wire Basket Tray

Flat Cross-Wire Design

HUBBELL®
Premise Wiring

Features

- Flat shaped cross-wires provide significantly more surface area to support weight of cables
- Flat ribs provide 400% more surface area and reduce stress on cables by 60%
- 100% recycled steel
- 2" x 4" mesh opening
- Reduction in stress helps maintain Cat 6 and Cat 6A performance
- Cuts and configures the same as round wire tray
- Uses the same splicing and mounting hardware as round wire tray

10 Feet per Length 10 pc. min. order qty.	Width	Load (lb/ft)	Weight per Length (lb)	Splice Quantity		Finish	
				90° Sweep Elbow	Straight Splice	Pre-Galvanized	Black Powder Coat
2" Deep Tray	4" (102)	45	7	2	2	**HPWW0204S**	**HPWW0204SBK**
	6" (152) ●	50	9	3	4	**HPWW0206S**	**HPWW0206SBK**
	8" (203) ●	52	11	4	4	**HPWW0208S**	**HPWW0208SBK**
	12" (305) ●	58	12	6	4	**HPWW0212S**	**HPWW0212SBK**
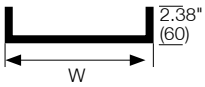	16" (406) ●	70	15	7	4	**HPWW0216S**	**HPWW0216SBK**
	18" (457) ●	70	23	9	4	**HPWW0218S**	**HPWW0218SBK**
	20" (508) ●	73	25	9	5	**HPWW0220S**	**HPWW0220SBK**
	22" (559)	73	27	12	5	**HPWW0222S**	**HPWW0222SBK**
	24" (610) ●	75	31	12	5	**HPWW0224S**	**HPWW0224SBK**
	26" (660)	73	33	13	6	**HPWW0226S**	**HPWW0226SBK**
	28" (711)	73	35	14	6	**HPWW0228S**	**HPWW0228SBK**
	30" (762)	70	38	15	6	**HPWW0230S**	**HPWW0230SBK**
	32" (813)	70	39	16	6	**HPWW0232S**	**HPWW0232SBK**
4" Deep Tray	4" (102)	49	12	2	4	**HPWW0404S**	**HPWW0404SBK**
	6" (152) ●	49	13	3	5	**HPWW0406S**	**HPWW0406SBK**
	8" (203) ●	78	15	4	6	**HPWW0408S**	**HPWW0408SBK**
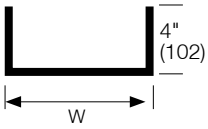	12" (305) ●	78	23	6	6	**HPWW0412S**	**HPWW0412SBK**
	16" (406) ●	108	27	7	7	**HPWW0416S**	**HPWW0416SBK**
	18" (457) ●	116	29	9	7	**HPWW0418S**	**HPWW0418SBK**
	20" (508) ●	116	31	9	7	**HPWW0420S**	**HPWW0420SBK**
	22" (559)	116	33	12	8	**HPWW0422S**	**HPWW0422SBK**
	24" (610) ●	116	35	12	8	**HPWW0424S**	**HPWW0424SBK**
	28" (711)	108	39	14	9	**HPWW0428S**	**HPWW0428SBK**
6" Deep Tray	8" (203) ●	116	23	4	6	**HPWW0608S**	**HPWW0608SBK**
	12" (305) ●	123	27	6	6	**HPWW0612S**	**HPWW0612SBK**
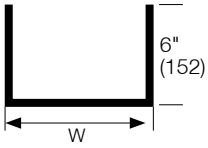	16" (406) ●	123	31	7	7	**HPWW0616S**	**HPWW0616SBK**
	18" (457) ●	127	33	9	7	**HPWW0618S**	**HPWW0618SBK**
	20" (508) ●	127	35	9	7	**HPWW0620S**	**HPWW0620SBK**
	22" (559) ●	127	37	12	8	**HPWW0622S**	**HPWW0622SBK**
	24" (610) ●	150	39	12	8	**HPWW0624S**	**HPWW0624SBK**
8" Deep Tray	8" (203) ●	116	27	4	8	**HPWW0808S**	**HPWW0808SBK**
	12" (305) ●	116	31	6	8	**HPWW0812S**	**HPWW0812SBK**
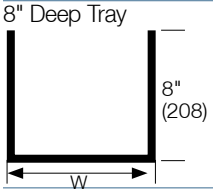	16" (406) ●	116	35	7	9	**HPWW0816S**	**HPWW0816SBK**
	18" (457) ●	116	37	9	9	**HPWW0818S**	**HPWW0818SBK**
	20" (508) ●	116	39	9	9	**HPWW0820S**	**HPWW0820SBK**

●UL Classified/cUL Classified as equipment ground conductor.
Note: All dimensions are +/- 0.25". Custom paint colors available in addition to Black Powder Coat (Contact Hubbell).

Field Configurable Fittings

90° Sweep Elbow
Use appropriate quantity of Splice Kits

Tee Fitting
Use one HPWWCSP corner splice per each

Supports and Hardware

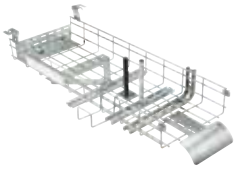

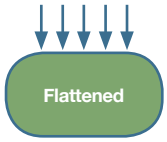

.03125 sq. inch
"Flat" Wire Design

Under Floor Wire Basket Tray
Round Cross-Wire Design

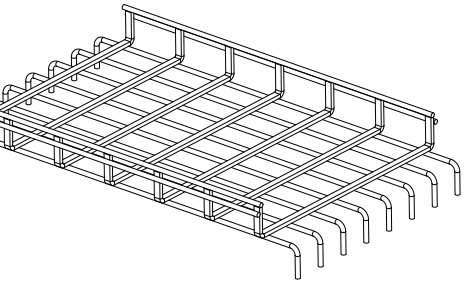

Features

- T-weld construction prevents snags
- 5mm round wire on smaller sizes
- High load rating
- 100% recycled steel
- Use factory support hardware or fabricate supports on the job site
- 2" x 4" mesh opening
- Painted tray includes factory installed masking to assure proper grounding at splices; no need to remove paint during installation

Height	Length	Width		
		6"	12"	22"
2"	2'	**HPWU020602**	**HPWU021202**	**HPWU022202**
	4'	**HPWU020604**	**HPWU021204**	**HPWU022204**
	6'	**HPWU020606**	**HPWU021206**	**HPWU022206**
4"	2'	**HPWU040602**	**HPWU041202**	**HPWU042202**
	4'	**HPWU040604**	**HPWU041204**	**HPWU042204**
	6'	**HPWU040606**	**HPWU041206**	**HPWU042206**
6"	2'	**HPWU060602**	**HPWU061202**	**HPWU062202**
	4'	**HPWU060604**	**HPWU061204**	**HPWU062204**
	6'	**HPWU060606**	**HPWU061206**	**HPWU062206**
8"	2'	**—**	**HPWU081202**	**HPWU082202**
	4'	**—**	**HPWU081204**	**HPWU082204**
	6'	**—**	**HPWU081206**	**HPWU082206**
Flat	2'	**—**	**—**	**HPWU002202**

Accessories

Description	Contents	Height	Catalog No.
Pedestal, U-clamp	1 clamp	–	**HPWWPCL**
Pedestal, kit	2 clamps, 1 cross bar	–	**HPWWPKT**
Support, pre-galvanized	1 24" sawhorse style support that mounts onto floor	4"	**HPWWUST04**
		6"	**HPWWUST06**
		8"	**HPWWUST08**
		10"	**HPWWUST10**
		12"	**HPWWUST12**
		14"	**HPWWUST14**
		16"	**HPWWUST16**
		18"	**HPWWUST18**
		20"	**HPWWUST20**
		22"	**HPWWUST22**
		24"	**HPWWUST24**
		26"	**HPWWUST26**
		28"	**HPWWUST28**
		30"	**HPWWUST30**

Accessories for Wire Basket Tray



Supports*

Width	Center Support			Ceiling Support			Trapeze Support		
	Qty. per Box	Weight (lb/each)	Catalog No.	Qty. per Box	Weight (lb/each)	Catalog No.	Qty. per Box	Weight (lb)	Catalog No.
4" (102)	1	1.6	**HPWWCSP04**	–	–	**–**	50	9.0/box	**HPWWTZS** Attaches to the side of the tray; for tray sizes 16" wide and smaller; use in pairs
6" (152)	1	1.8	**HPWWCSP06**	–	–	**–**			
8" (203)	1	2	**HPWWCSP08**	–	–	**–**			
12" (305)	1	2.7	**HPWWCSP12**	1	1.1	**HPWWGSP12**			
16" (406)	1	3.3	**HPWWCSP16**	1	1.5	**HPWWGSP16**			
18" (457)	1	3.4	**HPWWCSP18**	1	1.6	**HPWWGSP18**			
20" (508)	1	3.8	**HPWWCSP20**	1	1.9	**HPWWGSP20**			
24" (610)	1	4.4	**HPWWCSP24**	1	1.9	**HPWWGSP24**			

Brackets*

Width	L-Bracket			C-Bracket			Shelf Support		
	Qty. per Box	Weight (lb/each)	Catalog No.	Qty. per Box	Weight (lb/each)	Catalog No.	Qty. per Box	Weight (lb/each)	Catalog No.
4" (102)	1	0.7	**HPWWLBT04**	1	1.2	**HPWWCBT04**	1	0.4	**HPWWSSP04**
6" (152)	1	0.8	**HPWWLBT06**	–	–	**–**	1	0.5	**HPWWSSP06**
8" (203)	1	0.9	**HPWWLBT08**	1	1.5	**HPWWCBT08**	1	0.6	**HPWWSSP08**
12" (305)	1	1.4	**HPWWLBT12**	1	2.0	**HPWWCBT12**	1	1.2	**HPWWSSP12**
16" (406)	1	1.5	**HPWWLBT16**	–	–	**–**	1	1.7	**HPWWSSP16**
18" (457)	1	1.7	**HPWWLBT18**	1	2.7	**HPWWCBT18**	1	1.9	**HPWWSSP18**
20" (508)	1	2.1	**HPWWLBT20**	–	–	**–**	1	2.6	**HPWWSSP20**
24" (610)	1	2.3	**HPWWLBT24**	–	–	**–**	1	3.2	**HPWWSSP24**

Splice Hardware*

Description	Weight (lb)	Catalog No.
Splice Kit 3 piece staked bolt/washer and nut combination; Splices straight sections and field formed fittings; **50 pieces per box**	5.0/box	**HPWWSKT**
Bar Splice Slotted bar 11-15/16" long; Splices straight sections and fittings; Bend to form tray reducers; Adds rigidity to tray splices; **50 pieces per box**	14.0/box	**HPWWBSP**
Corner Splice (2) 90° splice bars and (8) sets of the splice kit Splices Fittings Use one per each Tee Fitting; Use two per each Cross Fitting	1.0 each	**HPWWCSP**
Washer Support Splices straight sections and fittings and can also be used as a hold down method for tray to strut (Nut and bolt provided separately); **50 pieces per box**	6.0/box	**HPWWWST**
Grounding Kit Provides additional supplemental grounding for basket tray splices. May be specified in addition to the standard method of splicing basket tray using HPWWSKT splice kits. Kit includes five 9" #6 AWG copper leads and ten split bolts.	1.5 each	**HGRKTWB5**

Catalog numbers shown are for pre-galvanized accessories. Add "BK**" to the end of the part number for Black Finish.*

Accessories for Wire Basket Tray

Termination Support*

Secures end of tray to wall and can serve as blank end fitting; 1 piece per box

Tray Width	Weight (lb/each)	Catalog No.
6" (152)	0.75	**HPWWTST06**
8" (203)	1.0	**HPWWTST08**
12" (305)	1.2	**HPWWTST12**
16" (406)	1.4	**HPWWTST16**
18" (457)	1.6	**HPWWTST18**
20" (508)	1.75	**HPWWTST20**
24" (610)	2.0	**HPWWTST24**

Polymer Inserts, Black

Provides a solid bottom for tray; 10 feet length per piece; 1 piece per box

Tray Width	Length	Weight (lb/each)	Catalog No.
4" (102)	118" (3000)	0.5	**HPWWP0410**
6" (152)	118" (3000)	0.65	**HPWWP0610**
8" (203)	118" (3000)	0.75	**HPWWP0810**
12" (305)	118" (3000)	1.0	**HPWWP1210**
16" (406)	118" (3000)	1.25	**HPWWP1610**
18" (457)	118" (3000)	1.5	**HPWWP1810**
20" (508)	118" (3000)	1.75	**HPWWP2010**
24" (610)	118" (3000)	2.25	**HPWWP2410**



Galvanized Steel Inserts*

Provides a solid bottom for tray; 5 feet length per piece; 1 piece per box

Tray Width	Length	Weight (lb/each)	Catalog No.
4" (102)	59" (1500)	3.5	**HPWWBM0405**
6" (152)	59" (1500)	5.0	**HPWWBM0605**
8" (203)	59" (1500)	7.0	**HPWWBM0805**
12" (305)	59" (1500)	11.0	**HPWWBM1205**
16" (406)	59" (1500)	13.5	**HPWWBM1605**
18" (457)	59" (1500)	16.5	**HPWWBM1805**
20" (508)	59" (1500)	18.0	**HPWWBM2005**
24" (610)	59" (1500)	20.0	**HPWWBM2405**

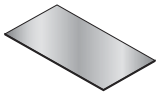

Galvanized Steel Covers*

5 feet length per piece; 1 piece per box

Tray Width	Length	Weight (lb/each)	Catalog No.
4" (102)	59" (1500)	3.0	**HPWWC0405**
6" (152)	59" (1500)	3.5	**HPWWC0605**
8" (203)	59" (1500)	4.5	**HPWWC0805**
12" (305)	59" (1500)	6.0	**HPWWC1205**
16" (406)	59" (1500)	8.0	**HPWWC1605**
18" (457)	59" (1500)	8.5	**HPWWC1805**
20" (508)	59" (1500)	9.5	**HPWWC2005**
24" (610)	59" (1500)	11.0	**HPWWC2405**

Galvanized Steel Dividers*

Bolt and nut to secure to support bracket (sold separately);
5 feet length per piece; 1 piece per box

For use with tray	Length	Weight (lb/each)	Catalog No.
2" deep	60" (1524)	2.0	**HPWWDVR0205**
4" deep	60" (1524)	5.0	**HPWWDVR0405**
6" deep	60" (1524)	7.5	**HPWWDVR0605**
8" deep	60" (1524)	10.0	**HPWWDVR0805**

Attachments*

1 piece per box

Description	Weight (lb/each)	Catalog No.
Fitting Attachment, 2" Fills the gap in 2" tray when creating fittings	1.0	**HPWWFIT02**
Fitting Attachment, 4" to 6" Fill the gap in 4" or 6" tray when creating fittings	1.0	**HPWWFIT45**
Rack Attachment Attaches tray directly to the top of a standard rack	1.0	**HPWWRAT**
Conduit Attachment Connects conduit to tray (1/2", 3/4" and 1" conduit)	1.5	**HPWWCAT**

Accessories*

Description	Tray Width	Weight (lb/each)	Catalog No.
Radius Down Increases cable protection and cable bend control	4" (102) 6" (152) 12" (305)	2.5 3.75 7.5	**HPWWRDN04** **HPWWRDN06** **HPWWRDN12**
Vertical Down Protects cables when dropping from the end or side of tray	7¾" (102)	1.5	**HPWWVDN**
Label Clip Attachment for all sizes of tray		0.1	**HPWLBLC**
Cable Guide Maintains cable bend radius and acts as a divider for straight sections and fittings		1.0	**HPWWCG**
Electrical Box Bracket Attaches electrical box to side of tray		0.75	**HPWWEBX**
Sidecar Attaches to outside of tray, provides additional cable support 2" deep		0.5	**HPWWSCR**



Catalog numbers shown are for pre-galvanized accessories. Add "BK**" to the end of the part number for Black Finish.*

Specifications

Wire Mesh Basket Tray Product Specifications

2.01 ACCEPTABLE MANUFACTURES

1. Manufacturer: Subject to compliance with these specifications, wire basket tray systems to be installed shall be Hubbell “HPWW" series.

2.02 WIRE TRAY SECTIONS AND COMPONENTS

1. Provide wire basket of types and sizes indicated; with all required splicing and mounting hardware. Construct units with T-weld edges and smooth surfaces; in compliance with applicable standards; and with the following additional construction features.
   A. All straight section longitudinal wires shall be constructed with a continuous top wire safety edge. Safety edge must be T-welded on all tray sizes.
   B. Wire basket cross-wire to be constructed with either flat shaped wire design or with round wire design, as directed by engineer.
   - Flat shaped cross wire design shall provide additional surface area for cable weight support and to avoid pressure points and strain on cables.
   - Round shaped cross wire design may be used in general purpose applications where cable weight and strain are not concerns.
2. Materials and Finishes: Material and finish specifications for Carbon Steel Wire and Pre-Galvanized steel wire are as follows:
   A. Pre-Galvanized Zinc: Straight section shall be made from pre-galvanized steel meeting the minimum mechanical properties of ASTM A 641. Material must be cleaned after fabrication to remove any soot, manufacturing residue/oils, or metallic particles.
   B. Powder Coat: Straight sections shall be powder coated black with an average paint thickness of 1.2mils (30microns) to 3.0mils (75microns). Hubbell powder coat product is masked at splice points to allow conductive ground design; no field paint removal is required.
   C. Stainless Steel: Straight sections and accessories shall be made from AISI Type 304L, 316L Stainless Steel (meeting the minimum mechanical properties of ASTM A 580).
   D. Electro-Plated Zinc Galvanized (Post Plated) Made from Carbon Steel and plated to ASTM B 633, Type III, SC-1.
3. Wire basket shall be made of high strength steel wires and formed into a standard 2" by 2" wire mesh pattern with intersecting wires welded together. All mesh sections must have at least one bottom longitudinal wire along entire length of straight section.
4. Wire basket sizes shall conform to the following nominal criteria:
   A. Straight sections shall be furnished in standard 118 inch lengths (commonly referred to as 10-foot).
   B. Wire diameter shall be 0.195” (5mm) minimum on all mesh sections up to 16 linear inches. Wire diameter line wire shall be 0.234” (6mm) minimum on all mesh sections in excess of 16 linear inches. Wire diameter shall be minimum size of 4.5mm on stainless steel.
   C. Wire basket shall have a 2" usable loading depth by (4), (6), (8), (10), (12), (14), (16), (18), (20), (22), (24), (26), (28), (30), (32) inches wide.
   D. Wire basket shall have a 4" usable loading depth (4), (6), (8), (10), (12), (14), (16), (18), (20), (22), (24), (26), (28) inches wide.
   E. Wire basket shall have a 6" usable loading depth by (8), (10), (12), (14), (16), (18), (20), (22), (24) inches wide.
   F. Wire basket shall have an 8" usable loading depth by (8), (10), (12), (14), (16), (18), (20) inches wide
5. All fittings shall be field formed, from straight sections, in accordance with manufacturer’s instructions.
6. All Tray sections and splicing assemblies shall be UL/C-UL Classified as an Equipment Ground Conductor (EGC).
7. Wire mesh basket tray supports shall be ceiling trapeze type, center support, trapeze clips, or wall brackets as manufactured by Hubbell.
8. Special accessories shall be furnished as required to protect, support and install a wire basket support system.

Wire Basket Tray Technical Support
Cutting and Forming Fittings

Cutting Wire Basket Tray

- Always make field cuts with the side action angle cutting tool
- Cuts can be made on any finish, width or depth basket tray
- Cut as many segments required for sweep elbows (see Splice Quantity column on product pages)
- Remove any sharp edges to eliminate possible damage to cables

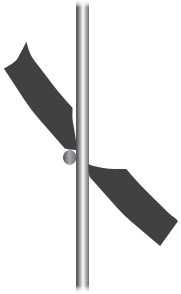

Cutting Tool

Description	Weight (lb/each)	Qty. per Box	Catalog No.
Manual offset angled cutting tool, 24" leveraged handle	6.0	1	**HPWCUTTOOL**

Splice Hardware

Description	Weight (lb)	Catalog No.
Splice Kit 3 piece staked bolt/ washer and nut combination; Splices straight sections and field formed fittings; **50 pieces per box**	5.0/box	**HPWWSKT**
Bar Splice Slotted bar 11-15/16" long; Splices straight sections and fittings; Bend to form tray reducers; Adds rigidity to tray splices; **50 pieces per box**	14.0/box	**HPWWBSP**
Corner Splice (2) 90° splice bars and (8) sets of the splice kit Splices Fittings Use one per each Tee Fitting; Use two per each Cross Fitting	1.0 each	**HPWWCSP** 
Washer Support Splices straight sections and fittings and can also be used as a hold down method for tray to strut (Nut and bolt provided separately); **50 pieces per box**	6.0/box	**HPWWWST** 
Grounding Kit Provides additional supplemental grounding for basket tray splices. May be specified in addition to the standard method of splicing basket tray using HPWWSKT splice kits. Kit includes five 9" #6 AWG copper leads and ten split bolts.	1.5 each	**HGRKTWB5**

How to Form a 90º Flat Sweep Elbow

- Determine which wires must be cut for the type of fitting or redirection required. This will usually be the side and bottom wires of every other mesh section.
- Cut the top side wire first.
- Cut the remaining side wires.
- Turn the tray over and cut the bottom wires.
- This creates open gaps in the side wall and bottom of the tray.
- Bend the tray to form the desired elbow radius curve by closing the gaps.
- Install splice kits and hardware where the wedge-shaped sections come together.
- Splice kits provide the mechanical connection, as well as electrical grounding continuity.

How to Form a Tee Fitting

- Determine the location of the horizontal "tee" fitting along the length of basket tray.
- Cut the side wires from the tray which shall be the horizontal tray section, to the same width as the perpendicular tray section.
- Do not cut the bottom wires.
- Align the perpendicular tray to the opening in the side of the horizontal tray.
- Position one angle bracket from the HPWWCSP corner splice kit on each side of the opening.
- Secure the angle brackets to the horizontal and perpendicular tray sections with splice kits (nut, bolt, and washer) provided in the HPWWCSP corner splice kit.
- Support the tee fitting on all three sides of the tee using appropriate support method.

Wire Basket Tray: Create a Bill of Material

HUBBELL®
Premise Wiring

A Termination Support
B Trapeze Clips
C Label Clip
D Ceiling Support
E Shelf Support

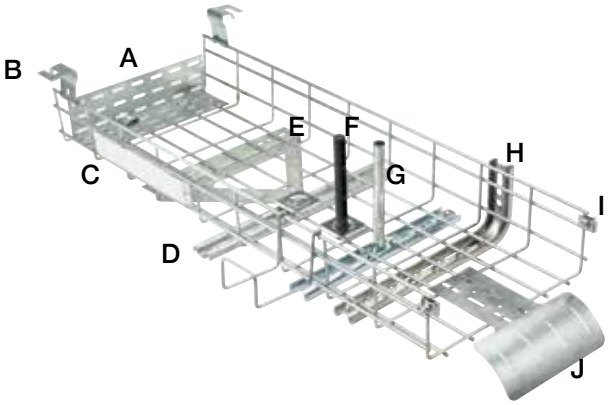

F Cable Guide
G Center Support
H L-Bracket
I Splice Kit
J Vertical Down

Job Name: _____

Location: _____

Date: _____

I. Tray Size	Fill in info
Depth (inches):	
Width (inches):	
Total linear feet:	
Total feet/10 = pieces:	

II. Finish	Check One
Pre-galvanized:	☐
Painted black:	☐
Electro-zinc plated:	☐
Custom color paint:	☐

III. Fittings	QTY
90° sweep elbow:	
Tee fitting:	
Cross-X fitting:	
45° sweep elbow:	
Reducer:	

IV. Splices	QTY*
Splice kits:	
Corner splice:	
Washer support:	
Bar splice:	

V. Supports (6ft spacing)	QTY
Ceiling:	
Center:	
Trapeze clips (use in pairs):	
Wall bracket:	
Termination support:	
Field fabricated from strut:	

VI. Cable management	QTY
Vertical down:	
Radius down:	
Cable guide:	
Side car:	

VII. Attachment hardware	QTY
Termination support or blank end:	
Electrical box bracket:	
Fitting attachment:	
Rack attachment:	
Conduit attachment:	

VIII. Tray accessories	QTY
Steel divider:	
Steel cover:	
Steel bottom insert:	
Polymer bottom insert:	
Label clip:	

**See product selection tables for quantities of splices. These are dependent upon tray size. Additional splices required for fittings.*

Hubbell System Solutions

Data Center Solutions Guide

Hubbell's Data Center Solutions Guide integrates fiber and copper products to help improve space utilization, reduce on-site labor, lower start-up costs, and provide a reliable network cabling infrastructure.

End-to-End 10G Infrastructure Solutions

Hubbell's End-to-End 10G Infrastructure Solutions brochure offers an overview of cabling infrastructure challenges and Hubbell's system solutions for 10GBASE-T and beyond.

Grounding and Bonding

Hubbell's full line of grounding and bonding products protect and secure active equipment from harmful electrical interference. These products provide the best performance and are highly adaptable to fit within numerous building applications.

Literature Support

Hubbell offers an extensive literature library for product support. Downloadable PDFs are available online at www.hubbell-premise.com under Resources.

HUBBELL®
Premise Wiring

www.hubbell-premise.com

Hubbell Premise Wiring Your Complete Online Resource

For complete product offering, visit www.hubbell-premise.com.

Hubbell Premise Wiring • Hubbell Incorporated (Delaware) • 23 Clara Drive • Suite 103 • Mystic, CT 06355 • Phone (800) 626-0005 • FAX (860) 535-8328
Printed in U.S.A. Specifications subject to change without notice.
® is a registered trademark of Hubbell Incorporated.

PLBM003 2/14