



Total Digital Infrastructure Solutions

2024 CATALOG



Datacenter

Whether you operate a small equipment room or a large, Tier 4 data center, your infrastructure needs are growing. Hubbell is leading the way with a growing list of superior, field tested data-center solutions that meet or exceed the requirements of today's colocation facilities and enterprise data centers.



Education

Technology is helping engage students, improve teaching, and facilitate communication. Hubbell's power, data and AV delivery solutions support everything from smartboards and projector systems to computers and networking equipment.



Healthcare

Healthcare facilities are depended on for the reliability of their services, procedures, and patient care. Hubbell's Solutions ensure the reliability that hospitals and healthcare workers need for complete peace of mind.



Government

Products from Hubbell Premise Wiring will take local, state, and federal government agencies into the future while exceeding performance standards. Hubbell offers government-procurement-eligible products and a large network of contractors that meet government requirements.



Enterprise

Technology demands today's commercial office environments to continually evolve as convergence, BYOD, IoT, and smart buildings take hold. Anytime, anywhere access to WiFi, data and multimedia devices is no longer a convenience—it's an expectation. Our digital network infrastructure solutions support the demands of today and tomorrow. Keep connectivity, reliability, and uptime at the forefront with futureproof solutions.



Retail Rollout

Network cabling solutions and support to assist with technology upgrades, improve customer experience, and ensure uniform installation and performance in all of your retail stores, hospitality, health clinics, or quick service restaurant locations.

NEXTSPEED® Copper Systems

End to End copper connectivity and cabling infrastructure to support your critical LAN, wireless, security, A/V, and converging network applications.



HJU6AB



SCP6A




HDPJS24



ISFHD5BK

FIBERHUBB Series

Innovative fiber optic solutions to meet the need for today's high-performance networks



FCR-X Fiber Enclosures



Cut to Length Fiber Cable



Custom Pre-terminated Assemblies



Angled FHD High Density Fiber Panels

Metal Solutions

Providing security, and flexibility to active and passive network devices, cable management, bonding, and grounding components, for data center and remote applications.



HDC Cabinets



Basic and Intelligent PDUs



QUADCAB Wall Mount Cabinets



RE-BOX Low Profile Wall Mount Cabinets

Table of Contents

End-to-End Solutions

NEXTSPEED® Ascent Category 6A UTP System	A04
NEXTSPEED® Ascent Category 6A Shielded System	A05
NEXTSPEED® Category 6 UTP System	A06
FIBERHUB™ Fiber Solutions	A07

Copper

Work Area

NEXTSPEED® Category 6A and 6 Unshielded Jacks	B03
NEXTSPEED® Category 6A and 6 Shielded Jacks	B04
Xcelerator Category 6, Category 5e and USOC Jacks	B05
NEXTSPEED® Field Termination Plugs and Xcelerator Jack Accessories	B06
iSTATION Rear Loading Wallplates	B07
iSTATION Stainless Steel Wallplates	B08
iSTATION Decorator Wallplates	B09
iSTATION Duplex Wallplates	B10
iSTATION Secure-IT and Phone Wallplates	B11
iSTATION Furniture Wallplates and Adapters	B12
iSTATION Surface Mount Boxes	B13
iSTATION AMO and OFPPL Multimedia Boxes	B14
iSTATION International Wallplates and Modules	B15
Modular Adapters	B16

Cross Connect

NEXTSPEED® Ascent Category 6A Panel Kits	C03
NEXTSPEED® Ascent Category 6A Component	C04
NEXTSPEED® Category 6 Component Punch Down Panels	C05
NEXTSPEED® Category 5e Component Punch Down Panels	C06
iSTATION Multimedia and Keystone Patch Panels	C07
HDPJ High Density Jack Panels	C09
6-110 Connecting Block System	C11
110 Connecting Block System	C12
Rack Mount and Wall Mount Kits	C13
Cross Connect Blocks	C14

Cords & Assemblies

NEXTSPEED® Ascent Category 6A Patch Cords	D03
NEXTSPEED® Ascent Cat 6A Shielded and SecureIT™ Patch Cords	D04
NEXTSPEED® Category 6 Patch Cords	D05
NEXTSPEED® Category 6 Shielded and SecureIT™ Patch Cords	D06
Plenum Rated Patch Cords	D07
MPTL Direct Attach Assemblies	D08
BIDnet Pre-Terminated Copper Trunk Assemblies	D09

Cable

Copper Cable Overview	E03
Category 6A Unshielded Solutions	E04
Category 6 Unshielded Solutions	E05
Category 5e Unshielded Solutions	E06
Indoor/Outdoor Plenum Rated Solutions	E07
Outside Plant Solutions	E08
Shielded Solutions	E09

AV

Digital AV Over UTP	F03
HDMI Cabling and Connections	F05
Frames, Modules and AV Wallboxes	F06
Frames and AV Wallboxes	F07
Frames and Modules	F08
Video Connections	F09
Audio Connections	F10
Unlimited Voice, Data and AV Connection Delivery	F11



Fiber

Connectivity

Pre-Polished Connectors	G03
Fusion Splice Connectors	G04
MPO Cassettes, Standard	G05
MPO Cassettes, Standard	G06
LGX Max™ Series MPO Cassettes	G07
Splice Cassettes and Splitters	G08
MPO Cassettes and Panels, H4 Series, 4-Across	G09
FSP Adapter Panels, Standard, 3-Across	G10
FSP Adapter Panels, Standard	G11
FSP Adapter Panels, Special, 3-Across	G12
Keystone Adapter Snap Fittings	G13
LC and SC Adapters	G15
Specialty Adapters	G16
Termination Tools and Accessories	G17
Advanced Fiber Cleaning Supplies	G19
FiberHubb Passive Optical LAN (POL) Components	G20

Assemblies

Fiber Patch Cords, Standard Duplex	H03
Reversible High Density	H03
Fiber Patch Cords, Simplex	H04
Fiber Patch Cords, High Density	H04
Custom Fiber Trunk Assemblies	H05
Fiber Pigtailed, Single and Bundled	H08
Specialty Pigtail Assemblies	H09

Cable

Indoor Distribution Cable	I03
Indoor/Outdoor Tight Buffer Cable	I04
Indoor/Outdoor Loose Tube Cable	I05
Reel Selection and Capacities	I06
Cable Performance and Color Reference	I07

Enclosures & Panels

FCR Rack Mount Enclosures	J03
FTR Enclosures and OFPNL Panels	J04
FPR Rack Mount Enclosures	J05
FER Rack Mount Interconnect Shelves	J06
Rack Mount Splice Enclosures	J07
Wall Mount Enclosures	J08
Hinged Wall Mount and Outside Plant Enclosures	J09

Metal

Racks

Standard Relay Racks	K03
Relay Racks and Server Frames	K04
Deep Relay Racks	K05
Relay Rack Accessories	K06
Swing Frames and Wall Mount Brackets	K07
Tray and Wall Mount Brackets	K08

Cable Management

M Series Cable Management	L03
VME Series Cable Management	L05
S Series Cable Management	L06
Rail Mounted	L07
Cable Fasteners	L08



Metal

Ladder & Basket Tray

Ladder Tray.....	M03
Ladder Tray Accessories.....	M04
Wire Basket Tray, Round Cross-Wire.....	M05
Wire Basket Tray, Flat Style Cross-Wire.....	M06
Wire Basket Tray, Stainless Steel Round Cross-Wire.....	M07
Wire Basket Tray, Under Floor Round Cross-Wire.....	M08
Wire Basket Tray, Preformed Fittings.....	M09
Wire Basket Tray, Supports.....	M10
Wire Basket Tray, Covers and Inserts.....	M11
Wire Basket Tray, Accessories.....	M12

Wall Mount Enclosures

RE-BOX® Remote Equipment Cabinets, Commercial.....	N03
QUADCAB® Wall Mount Cabinets, HEQ.....	N04
QUADCAB® Wall Mount Cabinets, HLQ.....	N05
QUADCAB® Wall Mount Cabinets, HSQ.....	N06
RE-BOX® Remote Equipment Cabinets, Industrial.....	N07
Wall Mount Cabinet Accessories.....	N11
AV Ceiling Enclosures and Consolidation Point Enclosures.....	N14
Zone Boxes.....	N15
Security Boxes.....	N16

Full Size Cabinets

HDC Series Cabinets.....	O3
H3 Series Cabinets.....	O5
Accessories.....	O6

Grounding & Bonding

Busbar Kits.....	P03
Bonding Conductor Kits.....	P04
Compression Lugs.....	P05
Busbars.....	P06
Irreversible Connectors.....	P07
Clamps.....	P08
Accessories.....	P09
Accessories and Ladder & Basket Tray Kits.....	P10

Power Distribution

Features and Benefits.....	Q03
Vertical Basic and Intelligent Power Distribution Units.....	Q03
Horizontal Power Distribution.....	Q04
Basic Power Distribution Units.....	Q05

HI-IMPACT

Copper Connectors.....	R03
Copper Patch Cords.....	R04
Fiber Connectors & Assemblies.....	R05
Wallplates, Boxes and Covers.....	R06
Surface Mount and DIN Rail Boxes.....	R07
Weatherproof Covers.....	R08
Industrial Equipment Cabinets.....	R09

netSelect® Solutions

In-Wall AV Delivery.....	S03
AV Cabling & Components.....	S04
Network Enclosures.....	S05
Network Modules.....	S07

netSELECT® Solutions

AV Modules.....	S08
Accessories.....	S09
Connectivity.....	S10
NSC Patch Cords.....	S11
Wallplates.....	S12
Molded-In Voice/Data/Video Wallplates.....	S13
Molded-In Wallplates.....	S14
Telephone Jacks.....	S15

Delivery

SystemOne Recessed Concrete Floor Boxes.....	T03
Furniture and Work Surface Connectivity Boxes.....	T23
Large Capacity and Gangable AV Wall Boxes.....	T25
Recessed AV In-Wall Enclosures and Ceiling Enclosures.....	T26
SystemOne Recessed Fire-Rated Poke-Throughs.....	T27
JLOAD® Multimedia Outlet.....	T48
Aluminum Service Poles.....	T49

Raceway

Raceway Profiles, Quick Reference Guide.....	U03
Metal Raceway.....	U04
Aluminum Raceway.....	U34
Non-Metallic Raceway.....	U55
Pre-Wired Raceway Systems.....	U66

Wallplates

Rear Loading Wallplates.....	V3
Stainless Steel Wallplates.....	V4
Modular Wallplates and Modules.....	V5
Decorator and Molded-In Wallplates.....	T7
Secure-IT Wallplates and Phone Wallplates.....	V10
Multimedia Wall and Surface Mount Boxes.....	V11
Furniture Wallplates and Adapters.....	V12
Duplex and International Wallplates.....	V13

Technical Information

Online Technical Resources.....	Tech03
Structured Cabling Standards Evolution.....	Tech04
ANSI/TIA-568.2: Balanced Twisted Pair (Field Testing).....	Tech05
Installation Practices.....	Tech06
Standard UTP Wiring Conventions.....	Tech07
Fiber Standards and Technical Guidelines.....	Tech10
Application Guides: Cabling Channel Solutions.....	Tech11



END-TO-END

Solutions

Hubbell's digital infrastructure solution is a fully integrated system of copper and fiber components designed to exceed all networking standards providing unmatched performance, extreme durability, and consistent reliability.

Hubbell's digital infrastructure solutions offer the option of a complete End-to-End system or an open architecture utilizing Hubbell connectivity with cable from our qualified cable partners. All options deliver superior component-level performance to the digital infrastructure providing end users, designers, and specifiers with a transparent bandwidth infrastructure expressway.

Hubbell's digital infrastructure solutions have been engineered with extensive headroom and performance, assuring long term operations with remote and emerging applications.

Hubbell's digital infrastructure solutions provide the confidence of third-party component performance verification backed with a full 25-Year MISSION CRITICAL® System Warranty.



Index

NEXTSPEED® Ascent Category 6A UTP SystemA04
NEXTSPEED® Ascent Category 6A Shielded System..... A05
NEXTSPEED® Category 6 UTP SystemA06
FIBERHUBB™ Fiber Solutions A07

Color Chart:



Note: Light Almond is the same color as Office White

The Hubbell Integrated System Advantage


Over the past decade, Network rates have escalated to support transmission of increasing volumes of data with larger file sizes associated with cloud computing, virtualization and streaming digital media content. Now ubiquitous wireless, edge devices and AI are the basis of the next bandwidth wave surge, and the infrastructure needs to be designed to support the intensified traffic.

Hubbell's digital infrastructure solutions supports today's bandwidth and the future shift to multigigabit platforms and multi-tiered POE deployments, providing uninterrupted 10GBASE-T support over copper in the expanding enterprise and 40/100/400 gig in the data center. Hubbell's extensive line of both copper and fiber solutions support current and emerging technologies.



Hubbell is a Solution Developer Partner within the Cisco Developer Network Program





NEXTSPEED® Ascent Category 6A UTP solution is a tuned system of structured cabling components designed and balanced to work together to support bandwidth beyond 625MHz. NEXTSPEED® Ascent provides the highest level of reliability in supporting 10Gbps data rates with zero bit errors.

Ascent Category 6A Jacks with COBRA-LOCK™ Termination

Color	Single Pack	24-Pack	Color	Single Pack	24-Pack
Black	HJU6ABK	HJU6ABK24	Office White	HJU6AOW	HJU6AOW24
Blue	HJU6AB	HJU6AB24	Orange	HJU6AOR	HJU6AOR24
Brown	HJU6ABN	HJU6ABN24	Pink	HJU6APK	HJU6APK24
Gold	HJU6AGL	HJU6AGL24	Purple	HJU6AP	HJU6AP24
Gray	HJU6AGY	HJU6AGY24	Red	HJU6AR	HJU6AR24
Green	HJU6AGN	HJU6AGN24	White	① HJU6AW	HJU6AW24
Ivory	HJU6AEI	HJU6AEI24	Yellow	HJU6AY	HJU6AY24

COBRA-LOCK™ MPTL Solutions

	Catalog No.
CAT6A Field Termination MPTL Plug	SP6A
CAT6A Field Term. MPTL Plug,90° Cable Exit	SP6A90
CAT6A MPTL Coupler	SC6A
CAT6A MPTL 18" Pre-Terminated Coupler Assembly	SCP6A

Ascent Category 6A Panel Kits

19-inch

Format	Color	24-Port Catalog No.	48-Port Catalog No.
Standard	Black	② HPJ6A24	HPJ6A48
Angled	Black	HPJ6A24A*	HPJ6A48A*

*Angled panels protrude 4.46" from the plane of the rack. One extra inch of space is recommended between the door and panel angle.
Note: See page C08 for unloaded panel options.

Ascent 6A Low Diameter Patch Cords

Color	Catalog No.	Color	Catalog No.
Black	HCL6ABKyy	Purple	HCL6APyy
Blue	⑤ HCL6AByy	Pink	HCL6APKyy
Gray	HCL6AGYyy	Red	HCL6ARyy
Green	HCL6AGNyy	White	HCL6AWyy
Orange	HCL6AORyy	Yellow	HCL6AYyy

yy = Standard Length: 01 (1'), 03 (3'), 05 (5'), 07 (7'), 10 (10'), 15 (15'), 20 (20'). Made-to-order lengths are available from 25ft to 100ft in 5ft increments.

Ascent Category 6A Pre-Terminated Trunk Cable Assemblies

BIDnet Pre-Terminated Copper Trunk Assemblies are the ideal solutions for data centers, open office and other applications where accuracy, reliability and performance are critical factors.

- Simplifies installation time by 75%
- Reduces initial installation cost by 30%
- 100% factory tested and assembled
- Mission Critical® 25-year warranty

Note: Contact your local distributor or Hubbell Customer Service for additional information on BIDnet Pre-Terminated Trunk Assemblies.

Note: Light Almond is the same color as Office White. See color chart on page A02.

NEXTSPEED | Category 6A FTP Shielded System



①




②



③



④



⑤

NEXTSPEED® Ascent Shielded Category 6A FTP is a tuned system of structured cabling components designed and balanced to work together delivering headroom beyond 500MHz. Ascent Shielded systems provide the highest level of reliability with additional protection against AXT and other external noise sources.

Ascent Category 6A Shielded Jacks COBRA-LOCK™ Termination

Color	Single Pack	24-Pack
Silver	HJS6A	HJS6A24
Black	HJS6ABK	HJS6ABK24
Blue	HJS6AB	HJS6AB24
Brown	HJS6ABN	HJS6ABN24
Gold	HJS6AGL	HJS6AGL24
Gray	HJS6AGY	HJS6AGY24
Green	HJS6AGN	HJS6AGN24
Ivory	HJS6AEI	HJS6AEI24
Office White	HJS6AOW	HJS6AOW24
Orange	HJS6AOR	HJS6AOR24
Pink	HJS6APK	HJS6APK24
Purple	HJS6AP	HJS6AP24
Red	HJS6AR	HJS6AR24
White	① HJS6AW	HJS6AW24
Yellow	HJS6AY	HJS6AY24

Shielded Panel Kits, Unloaded

19-inch

Format	Color	24-Port Catalog No.	48-Port Catalog No.
Standard	Black ②	HPJS24	HPJS48
Angled	Black	HPJS24A	HPJS48A
1/2 Rack Unit	Silver	HDPJS24	–

Note: Shielded jacks sold separately.

COBRA-LOCK™ MPTL Solutions

	Catalog No.
CAT6A Field Termination MPTL Plug	③ SP6A
CAT6A Field Termination MPTL Plug, 90° Cable Exit	SP6A90
CAT6A MPTL Coupler	SC6A
CAT6A MPTL 18" Pre-Terminated Coupler Assembly	SCP6A

Ascent Shielded Category 6A Patch Cords

Color	Catalog No.	Color	Catalog No.
Black	PC6ABKyy	Purple	PC6APyy
Blue	PC6AByy	Red	PC6ARyy
Green	PC6AGNyy	White	PC6AWyy
Gray	④ PC6AGYyy	Yellow	PC6AYyy
Orange	PC6AORyy		

yy = Standard Length: 01 (1'), 03 (3'), 05 (5'), 07 (7'), 10 (10'), 15 (15'), 25 (25'). Made-to-order lengths are available from 30ft to 75ft in 5ft increments. See color chart on page A02.

Ascent Category 6A FTP Cable

Color	Plenum Spool	Riser Spool
Blue	HC6AFTPSPB	HC6AFTPSRB
Gray	⑤ HC6AFTSPGY	HC6AFTPSRGY
White	HC6AFTSPPW	HC6AFTPSRW
Yellow	HC6AFTSPY	HC6AFTPSRY

Note: All category rated cable is packaged in 1000 foot quantities. Made-to-order colors available.

Ascent Shielded Category 6A Trunk Cable Assemblies

BIDnet Pre-Terminated Copper Trunk Assemblies improve air flow in the data center, decrease installation time and supply superior performance.

- Simplifies installation time by 75%
- Reduces initial installation cost by 30%
- 100% factory tested and assembled
- Mission Critical® 25-year warranty

Note: Contact your local distributor or Hubbell Customer Service for additional information on BIDnet Pre-Terminated Copper Trunk Assemblies.



①



②



③



④

The NEXTSPEED® Category 6 UTP system is designed to deliver headroom beyond 500MHz for dependable Multigigabit Ethernet applications. NEXTSPEED's extended bandwidth provides reliability with zero bit error rate performance for today's high speed digital communications.

Category 6 Jacks

Color	Single Pack	24-Pack	Color	Single Pack	24-Pack
Black	① HXJ6BK	HXJ6BK24	Orange	HXJ6OR	HXJ6OR24
Blue	HXJ6B	HXJ6B24	Pink	–	HXJ6PK24
Gold	–	HXJ6GL24	Purple	–	HXJ6P24
Gray	HXJ6GY	HXJ6GY24	Red	HXJ6R	HXJ6R24
Green	HXJ6GN	HXJ6GN24	White	HXJ6W	HXJ6W24
Ivory	HXJ6EI	HXJ6EI24	Yellow	HXJ6Y	HXJ6Y24
Office White	HXJ6OW	HXJ6OW24			

Note: Light Almond is the same color as Office White. See color chart on page A02. NEXTSPEED Category 6 Jacks are available with Cobra-Lock termination. Use Part numbers HJU6xx and HJU6Axx24.

Category 6 Patch Panels, 19"

Format	Color	24-Port Catalog No.	48-Port Catalog No.
Standard	Black	HP624	HP648
	White	HP624W	HP648W
Angled	Black	HP624A* ②	HP648A*

*Angled panels protrude 4.46" from the plane of the rack. One extra inch of space is recommended between the door and panel angle. Note: See page C08 for unloaded panel options.

Category 6 UTP Cable, 4-Pair

Color	REELEX® Plenum Box	REELEX® Riser Box
Blue	HC6RPB	HC6RRB
Gray	HC6RPGY	HC6RRGY
White	HC6RPW	HC6RRW
Yellow	④ HC6RPY	HC6RRY

Note: All category rated cable is packaged in 1000 foot quantities. Made-to-order colors available. See Section E for additional cable requirements. REELEX is licensed and patented by Windings Inc.

Category 6 Patch Cords

	Catalog No.
Standard patch cord	③ HC6xxyy
Low diameter patch cord	HCL6xxyy

xx = Color: **BK** (Black), **B** (Blue), **GN** (Green), **GY** (Gray), **OR** (Orange), **P** (Purple), **R** (Red), **W** (White), and **Y** (Yellow); see color chart on page A02
yy = Standard Length: **01** (1'), **03** (3'), **05** (5'), **07** (7'), **10** (10'), **15** (15'), **20** (20'), **25** (25');
Made-to-order lengths are available from 30 to 100ft in 5ft increments.

Category 6 Field Termination Kits

Pairs	Legs	Connecting Blocks	Catalog No.
64-pair	With	16	6110FTK64L
192-pair	With	64	6110FTK192L

Note: See page C11 for full connecting block system.

COBRA-LOCK™ MPTL Solutions


	Catalog No.
CAT6 Field Termination MPTL Plug	SP6
CAT6 Field Termination MPTL 90° Plug	SP690

Category 6 Trunk Cable Assemblies

BIDnet assemblies provide simplicity for permanent links between switches, servers, patch panels, MUTOAs and zone distribution areas enabling easy moves, adds and changes to the infrastructure.

- Simplifies installation time by 75%
- Reduces initial installation cost by 30%
- 100% factory tested and assembled
- Mission Critical® 25-year warranty

Note: Contact your local distributor or Hubbell Customer Service for additional information on BIDnet Pre-Terminated Copper Trunk Assemblies.



The Hubbell FIBERHUBB™ system is a comprehensive, end-to-end fiber solution that supports high bandwidth data center applications including 10/40/100 Gigabit Ethernet. The FIBERHUBB™ high density modular design promotes efficiency, flexibility and maximum space utilization without compromising accessibility.

PROclick® Connectors

OM4/OM3 and OS2

Description	Catalog No.
LC 12-pack, OM3/OM4	① FCLC900K50GM12
SC 12-pack, OM3/OM4	② FCSC900K50GM12
LC 100-pack, OM3/OM4	FCLC900K50GM100
LC 12-pack, OS2	FCLC900KSM12
SC 12-pack, OS2	FCSC900KSM12

Standard LC-MPO Cassettes

OM4

Description	Ports	Catalog No.
LC duplex	12	OCLC50G4
LC duplex	24	OCLCD50G4
LC quad	24	③ OCLCQ50G4
LC duplex, violet	12	OCLC50G4VI
LC duplex, violet	24	OLCD50G4VI
LC quad, violet	24	OCLCQ50G4VI

Note: Standard LC-MPO cassettes are not compatible with HD enclosures. Singlemode and Type 'C' polarity versions also available.

High Density LGX Max™ MPO Cassettes

Description	Catalog No.
18-CS ports, 3 MPOs, OM3/4	OCCSM34
18-CS ports, 3 MPOs, OS2	OCCSSM
36-SN ports, 6 MPOs, OM3/4	OCSNM34
36-SN ports, 6 MPOs, OS2	④ OCSNSM

Note: Type A Polarity (straight through, pin 1 to pin 1).

MPO Fiber Trunk Assemblies

FIBERHUBB™ pre-terminated fiber trunk assemblies are custom made to order in any customer-specified configuration.

- Fast, efficient deployment
- 100% factory tested and assembled
- Applications supported: 10/25/50/100/200 Gb/s
- Mission Critical® 25-year warranty

MPO to MPO, OM3/OM4/OS2, Plenum

Options	Polarity	MPO Gender
12-fiber	A, B or C	M or F
24-fiber	A, B or C	M or F
48- to 144-fiber	A, B or C	M or F

Note: Contact your local distributor or Hubbell customer service for additional information on FIBERHUBB™ Pre-Terminated Fiber Trunk Assemblies. See page H09 for fiber FIBERHUBB™ assemblies.

Reversible High Density Patch Cords

OM4 and OS2

Description	Catalog No.
LC to LC, OM4	⑤ HDFHPCLCPRPG4Myy
LC to LC, OS2	HDFHPCLCPRPSMyy

yy = Standard Length: 1, 2, 3, 4, 5, 6, 8 or 10 meters

High Density Enclosures

144-port, 1U, 19" (483)

Adapter Color	Catalog No.
Aqua	FHD1U144LC12MP4
Blue	⑥ FHD1U144LC12MPS

Standard Enclosures

Accept all standard cassettes

RUs	Catalog No.	RUs	Catalog No.
1	FCR1U3SPX	3	FCR3U12SPX
2	FCR2U6SPX	4	FCR4U15SPX
2	FCR2U9SPX	4	FCR4U12SPVX

Cable

Description	Catalog No.
Indoor, tight buffer	⑦ HFCD1 Series
Indoor, tight buffer, armored	HFCD15 Series
Indoor/outdoor, tight buffer	HFCD14 Series
Indoor/outdoor, tight buffer, armored	HFCD19 Series
Indoor/outdoor, loose tube	HFCH16 Series

Note: See Section I for more information.

Standard Patch Cords

OM4 duplex zipcord jacket, plenum

Description	Catalog No.
LC to LC	DFHPCLCLCFyMM
LC to LC, violet	DFHPCLCLCFyMVI
LC to SC	DFHPCLCSCFyMM

y = Standard Length: 1, 2, 3, 4, 5, 6, 8 or 10 meters
yy = Standard Length: 1 to 25 meters



Work Area

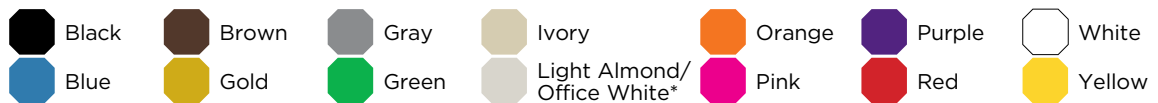
Hubbell's copper connectivity and work area solutions have been designed with many innovative features that integrate seamlessly into a wide range of applications - patch panels, wall boxes, ceiling boxes, floor boxes, conference table boxes, and fire-rated poke-throughs.



Index

NEXTSPEED® Category 6A and 6 Unshielded Jacks..... B03
 NEXTSPEED® Category 6A and 6 Shielded Jacks..... B04
 Xcelerator Category 6, Category 5e and USOC Jacks..... B05
 NEXTSPEED® Field Termination Plugs and Xcelerator Jack Accessories..... B06
 iSTATION Rear Loading Wallplates..... B07
 iSTATION Stainless Steel Wallplates..... B08
 iSTATION Decorator Wallplates..... B09
 iSTATION Duplex Wallplates..... B10
 iSTATION Secure-IT and Phone Wallplates..... B11
 iSTATION Furniture Wallplates and Adapters..... B12
 iSTATION Surface Mount Boxes..... B13
 iSTATION AMO and OFPPL Multimedia Boxes..... B14
 iSTATION International Wallplates and Modules..... B15
 Modular Adapters..... B16

Color Chart:



Note: Light Almond is the same color as Office White



Specifications

- Exceeds TIA 568.2-D component requirements
- Short links (less than 10M) supported
- Designed and tested for 1.5A of continuous current per pair
- UL Plenum rated

Category 6A Standards

- TIA-568.2-D Category 6A component
- IEC 60603-7-41 Category 6A component
- Qualified to 150% of IEEE 802.3bt current level
- IEC60512-99-002 for de-matting endurance under POE load
- IEEE 802.3an 10GBASE-T

Category 6 Standards

- TIA-568.2-D Category 6 component
- IEC 60603-7-4 Category 6A component
- Qualified to 150% of IEEE 802.3bt current level
- IEC60512-99-002 for de-matting endurance under POE load
- Up to IEEE 802.3 5GBASE-T

Performance

ETL Quarterly Test Program assures Category 6A component compliance.



Quick Lace Wire Manager

Wire manager securely retains wires for either A or B wiring and is keyed to ensure correct polarity to jack body.



COBRA-LOCK™ Termination

Jack body terminates all wires at once and actively retains termination integrity.



Easily Re-Terminate

Release COBRA-LOCK™ with a small screwdriver and reuse wire manager up to 25 times.



HJU6B


NEXTSPEED® Ascent Category 6A Jacks with COBRA-LOCK™ Termination

Color	Single Pack	24-Pack
Black	HJU6ABK	HJU6ABK24
Blue	HJU6AB	HJU6AB24
Brown	HJU6ABN	HJU6ABN24
Gold	HJU6AGL	HJU6AGL24
Gray	HJU6AGY	HJU6AGY24
Green	HJU6AGN	HJU6AGN24
Ivory	HJU6AEI	HJU6AEI24
Office White	HJU6AOW	HJU6AOW24
Orange	HJU6AOR	HJU6AOR24
Pink	HJU6APK	HJU6APK24
Purple	HJU6AP	HJU6AP24
Red	HJU6AR	HJU6AR24
White	HJU6AW	HJU6AW24
Yellow	HJU6AY	HJU6AY24

Note: See color chart on page B02.

NEXTSPEED® Category 6 Jacks with COBRA-LOCK™ Termination

Color	Single Pack	24-Pack
Black	HJU6BK	HJU6BK24
Blue	HJU6B	HJU6B24
Brown	HJU6BN	HJU6BN24
Gold	HJU6GL	HJU6GL24
Gray	HJU6GY	HJU6GY24
Green	HJU6GN	HJU6GN24
Ivory	HJU6EI	HJU6EI24
Office White	HJU6OW	HJU6OW24
Orange	HJU6OR	HJU6OR24
Pink	HJU6PK	HJU6PK24
Purple	HJU6P	HJU6P24
Red	HJU6R	HJU6R24
White	HJU6W	HJU6W24
Yellow	HJU6Y	HJU6Y24



Performance

10GbE channel tested, providing 10dB of headroom at 417MHz delivers true 10GbE application assurance.

Specifications

- Zinc die-cast construction provides enhanced protection
- Third party verified
- 100% factory tested

Category 6A Standards

- TIA-568.2-D Category 6A component
- IEC 60603-7-51 Category 6A component
- Qualified to 150% of IEEE 802.3bt current level
- IEEE 802.3an 10GBASE-T

Category 6 Standards

- TIA-568.2-D Category 6 component
- IEC 60603-7-5 Category 6 component
- Qualified to 150% of IEEE 802.3bt current level
- Up to IEEE 802.3 5GBASE-T



Wire Manager

Wire manager in place of termination cap.



Die-Cast Housing

Jack housing made from die cast zinc and hinges open to accept termination cap.



COBRA-LOCK™ Termination

Jack housing easily closes by hand to terminate all four pairs at once and locks to provide superior strain relief.



SJFB

NEXTSPEED® Ascent Category 6A Shielded Jacks with COBRA-LOCK™ Termination

Color	Single Pack	24-Pack
Silver	HJS6A	HJS6A24
Black	HJS6ABK	HJS6ABK24
Blue	HJS6AB	HJS6AB24
Brown	HJS6ABN	HJS6ABN24
Gold	HJS6AGL	HJS6AGL24
Gray	HJS6AGY	HJS6AGY24
Green	HJS6AGN	HJS6AGN24
Ivory	HJS6AEI	HJS6AEI24
Office White	HJS6AOW	HJS6AOW24
Orange	HJS6AOR	HJS6AOR24
Pink	HJS6APK	HJS6APK24
Purple	HJS6AP	HJS6AP24
Red	HJS6AR	HJS6AR24
White	HJS6AW	HJS6AW24
Yellow	HJS6AY	HJS6AY24

NEXTSPEED® Ascent Category 6 Shielded Jacks with COBRA-LOCK™ Termination

Color	Single Pack	24-Pack
Silver	HJS6	HJS624
Black	HJS6BK	HJS6BK24
Blue	HJS6B	HJS6B24
Brown	HJS6BN	HJS6BN24
Gold	HJS6GL	HJS6GL24
Gray	HJS6GY	HJS6GY24
Green	HJS6GN	HJS6GN24
Ivory	HJS6EI	HJS6EI24
Office White	HJS6OW	HJS6OW24
Orange	HJS6OR	HJS6OR24
Pink	HJS6PK	HJS6PK24
Purple	HJS6P	HJS6P24
Red	HJS6R	HJS6R24
White	HJS6W	HJS6W24
Yellow	HJS6Y	HJS6Y24

100 PK Colored Nose Insert, HJS Shielded Jacks

Color	Catalog No.
Black	SJFBK
Blue	SJFB
Brown	SJFBN
Gold	SJFGL
Gray	SJFGY
Green	SJFGN
Ivory	SJFEI
Office White	SJFOW
Orange	SJFOR
Pink	SJFPK
Purple	SJFP
Red	SJFR
White	SJFW
Yellow	SJFY

Note: Only compatible with the HJS Shielded Jacks.

Note: Replacement faces available (SJFxx); contact Customer Service.



Specifications

- Mating cycles: 2500
- Manufacturing: 100% factory tested

Standards

- TIA-568.2-D Category 6 component
- IEC 60603-7-4 Category 6 component
- Qualified to 150% of IEEE 802.3bt current level
- IEEE 802.3 5GBASE-T
- UL Plenum rated

Performance

Front to back contact structure provides enhanced NEXT performance and optimum balance.




Labor Savings

Exclusive 1-Punch Tool terminates within seconds.



Universal Wiring

Two distinct labels eliminate wiring confusion, T568B or T568A.



IDC Lacing

IDC towers have a blade feature to assist pair splitting during termination.

NEXTSPEED® Ascent Category 6 Jacks



NEXTSPEED® Category 5e Jacks




USOC Jacks, RJ-24



Color	Single Pack	24-Pack	Single Pack	24-Pack	Single Pack
Black	HXJ6BK	HXJ6BK24	HXJ5EBK	HXJ5EBK24	HXJUBK
Blue	HXJ6B	HXJ6B24	HXJ5EB	HXJ5EB24	HXJUB
Gold	–	HXJ6GL24	–	HXJ5EGL24	–
Gray	HXJ6GY	HXJ6GY24	HXJ5EGY	HXJ5EGY24	HXJUGY
Green	HXJ6GN	HXJ6GN24	HXJ5EGN	HXJ5EGN24	HXJUGN
Ivory	HXJ6EI	HXJ6EI24	HXJ5EEI	HXJ5EEI24	HXJUEI
Office White	HXJ6OW	HXJ6OW24	HXJ5EOW	HXJ5EOW24	HXJUOW
Orange	HXJ6OR	HXJ6OR24	HXJ5EOR	HXJ5EOR24	HXJUOR
Purple	–	HXJ6P24	–	HXJ5EP24	–
Red	HXJ6R	HXJ6R24	HXJ5ER	HXJ5ER24	HXJUR
White	HXJ6W	HXJ6W24	HXJ5EW	HXJ5EW24	HXJUW
Yellow	HXJ6Y	HXJ6Y24	HXJ5EY	HXJ5EY24	HXJUY

Note: See color chart on page B02.

Field Termination solutions for direct attach Modular Plug Terminated Links (MPTL).



Specifications

- Cable supported:
- F/FTP, S/FTP, F/UTP and UTP Cable jacket O.D. 0.236-0.315" (6-8mm)
- Conductor: Solid: 22-26AWG
- Performance: ANSI/TIA-568-C.2 Category 6A and Category 6 channel
- Full 802.3bt (4PPoE) support, Type 3 and 4
- UL Plenum rated

NEXTSPEED® COBRA-LOCK™ Field Termination Plugs

Description	Catalog No.
CAT6A Field Termination MPTL Plug	SP6A
CAT6 Field Termination MPTL Plug	SP6
CAT6A Field Termination MPTL Plug with 90° Cable Exit	SP6A90
CAT6 Field Termination MPTL Plug with 90° Cable Exit	SP690



NEXTSPEED® COBRA-LOCK™ 6A Coupler

Description	Catalog No.
CAT6A MPTL Coupler	SC6A
CAT6A MPTL 18" Pre-Terminated Coupler Assembly	SCP6A

Note: See page D09 for additional MPTL Assembly color and length options.



Jack Accessories

Jack Dust Covers, Compatible only with the HXJ Xcelerator Jacks Only

Description	Catalog No.
Polypropylene, clear, 25-pack	HXJDC25

Note: Mounts within the icon slots located above the RJ45 opening. Cannot be used with SJ shielded jack series.



Secure-IT RJ-45 Port Blocker

Physically lock out access to individual RJ-45 ports with the Secure-IT Port Blocker. Compatible with any RJ-45 port, the blocker inserts easily and requires the supplied tool to remove.

Description	Catalog No.
Locking RJ-45 port blocker	RJ45PB50

Note: Fits any RJ-45 port.

Note: See color chart on page B02.



Jack Icons, Compatible with the HXJ Xcelerator Jacks Only

100-pack, snaps onto jack nose

Color	Blank Catalog No.	Computer Catalog No.	Telephone Catalog No.
Black	IBK100	IBK100C	IBK100T
Blue	IB100	IB100C	IB100T
Brown	IBN100	IBN100C	IBN100T
Gray	IGY100	IGY100C	IGY100T
Green	IGN100	IGN100C	IGN100T
Ivory	IEI100	IEI100C	IEI100T
Orange	IOR100	IOR100C	IOR100T
Purple	IP100	IP100C	IP100T
Red	IR100	IR100C	IR100T
White	IW100	IW100C	IW100T
Yellow	IY100	IY100C	IY100T

Note: Cannot be used with SJ shielded jack series; custom icon numbering and labeling available; contact Customer Service for details.



Specifications

- Fits all Hubbell keystone connections (AV, data and fiber)
- Available in single and double gang
- All IFP plates are supplied with paper labels, clear screw covers and color matched screw covers
- Secure; must remove plate to access connectivity

IFP Wallplates with Label Fields

Single Gang



Double Gang



Color	1-Port	2-Port	3-Port	4-Port	6-Port	6-Port	9-Port	12-Port
Black	IFP11BK	IFP12BK	IFP13BK	IFP14BK	IFP16BK	IFP26BK	IFP29BK	IFP212BK
Gray	IFP11GY	IFP12GY	IFP13GY	IFP14GY	IFP16GY	IFP26GY	IFP29GY	IFP212GY
Ivory	IFP11EI	IFP12EI	IFP13EI	IFP14EI	IFP16EI	IFP26EI	IFP29EI	IFP212EI
Office White	IFP11OW	IFP12OW	IFP13OW	IFP14OW	IFP16OW	IFP26OW	IFP29OW	IFP212OW
White	IFP11W	IFP12W	IFP13W	IFP14W	IFP16W	IFP26W	IFP29W	IFP212W

NS Wallplates without Label Fields

Single Gang



Color	1-Port	2-Port	3-Port	4-Port	6-Port
Black	NSP11BK	NSP12BK	NSP13BK	NSP14BK	NSP16BK
Gray	NSP11GY	NSP12GY	NSP13GY	NSP14GY	NSP16GY
Ivory	NSP11I	NSP12I	NSP13I	NSP14I	NSP16I
Light Almond	NSP11LA	NSP12LA	NSP13LA	NSP14LA	NSP16LA
White	NSP11W	NSP12W	NSP13W	NSP14W	NSP16W

Angled Wallplates

Single Gang

Color	4-Port
Black	AFP14BK
Gray	AFP14G
Ivory	AFP14E
Light Almond	AFP14
White	AFP14W



Pass-Through Wallplates

1-Gang 2-Gang

Ivory	NSAV1I	NSAV2I
White	NSAV1W	NSAV2W



Blank Wallplates

Standard

Color	1-Gang	2-Gang	3-Gang	4-Gang
Black	P13BK	P23BK	P33BK	P43BK
Gray	P13GY	P23GY	P33GY	P43GY
Ivory	P13I	P23I	P33I	P43I
Light Almond	P13LA	P23LA	P33LA	P43LA
White	P13W	P23W	P33W	P43W
Stainless Steel	SS13	SS23	SS33	SS43



Midsize

Color	1-Gang	2-Gang
Black	PJ13BK	PJ23BK
Gray	PJ13GY	PJ23GY
Ivory	PJ13I	PJ23I
Light Almond	PJ13LA	PJ23LA
White	PJ13W	PJ23W

Note: Light Almond is the same color as Office White; see color chart on page B02.



Specifications

Keystone:

- Fits all Hubbell keystone connections (AV, data and fiber)
- Modular Wallplates:
- IMSS plates available in 1-, 2-, 3- and 4-gang
- Fits most Hubbell iSTATION modules





Stainless Steel Wallplates, Rear Loading

Single Gang

				
1-Port	2-Port	3-Port	4-Port	6-Port
Catalog No. SSF11	SSF12	SSF13	SSF14	SSF16






Stainless Steel Wallplates, Rear Loading

Double Gang

			
4-Port	6-Port	9-Port	12-Port
Catalog No. SSF204	SSF206	SSF209	SSF212

Stainless Steel Wallplates with Label Fields, Rear Loading






Single Gang

				
1-Port	2-Port	3-Port	4-Port	6-Port
Catalog No. SSFL11	SSFL12	SSFL13	SSFL14	SSFL16

Stainless Steel Wallplates with Label Fields, Rear Loading

Double Gang

(1) HD15, keystone

				
4-Port	6-Port	9-Port	12-Port	6-Port
Catalog No. SSFL24	SSFL26	SSFL29	SSFL212	SSFL26HD15

Hubbell iSTATION Stainless Steel Wallplates, Front Loading

			
1-Gang	2-Gang	3-Gang	4-Gang
Catalog No. IMSS1	IMSS2	IMSS3	IMSS4



Specifications

- IFP126 is the industry's only decorator wallplate that is UL Listed for power and low-voltage with label fields
- Integrates with all Hubbell keystone connections (AV, data and fiber)
- NS decorator frames are available in 1, 2, 3, 4, and 6 port configurations.

Decorator Wallplates, Standard, Nylon

Color	1-Gang	2-Gang	3-Gang	4-Gang	5-Gang	6-Gang
Black	P26BK	P262BK	P263BK	P264BK	P265BK	P266BK
Gray	P26GY	P262GY	P263GY	P264GY	P265GY	P266GY
Ivory	P26I	P262I	P263I	P264I	P265I	P266I
Light Almond	P26LA	P262LA	P263LA	P264LA	P265LA	P266LA
White	P26W	P262W	P263W	P264W	P265W	P266W



Decorator Wallplates, Midsize, Nylon

Color	1-Gang	2-Gang	3-Gang	4-Gang
Black	PJ26BK	PJ262BK	PJ263BK	PJ264BK
Gray	PJ26GY	PJ262GY	PJ263GY	PJ264GY
Ivory	PJ26I	PJ262I	PJ263I	PJ264I
Light Almond	PJ26LA	PJ262LA	PJ263LA	PJ264LA



Decorator Wallplates, Snap-on

Color	1-Gang	2-Gang	3-Gang	4-Gang
Ivory	NPS26I	NPS262I	NPS263I	NPS264I
Light Almond	NPS26LA	NPS262LA	NPS263LA	NPS264LA
White	NPS26W	NPS262W	NPS263W	NPS264W



Decorator Cover Wallplates


Finish	1-Gang	2-Gang
Brass	SB26	SB262
Stainless Steel	SS26	SS262



Decorator Wallplates with Label Fields


Rated for power and low voltage use

Color	1-Gang	2-Gang
Black	–	IMFP2BK
Gray	IFP126GY	IMFP2GY
Ivory	–	IMFP2EI
Office White	IFP126OW	IMFP2OW
White	IFP126W	IMFP2W



Decorator Decorator Outlet Frames, Unloaded

Color	1-Port	2-Port	3-Port	4-Port	6-Port	Color	Blank
Black	NS611BK	NS612BK	NS613BK	NS614BK	NS616BK	Black	NS620BK
Brown	NS611	NS612BN	NS613BN	NS614BN	NS616BN	Brown	–
Gray	NS611GY	NS612GY	NS613GY	NS614GY	NS616GY	Gray	NS620GY
Ivory	NS611I	NS612EI	NS613EI	NS614EI	NS616EI	Ivory	NS620I
Office White	NS611OW	NS612OW	NS613OW	NS614OW	NS616OW	Light Almond	NS620LA
White	NS611W	NS612W	NS613W	NS614W	NS616W	White	NS620W



Note: Light Almond is the same color as Office White; see color chart on page B02.



Specifications

- IFP18OW is the only duplex wallplate with label fields in the industry that is UL Listed for power and low-voltage
- Integrates with all Hubbell keystone connections (AV, data and fiber)

Duplex Wallplates, Nylon

	Standard				Midsize	
Color	1-Gang	2-Gang	3-Gang	4-Gang	1-Gang	2-Gang
Black	P8BK	P82BK	P83BK	P84BK	PJ8BK	PJ82BK
Gray	P8GY	P82GY	P83GY	P84GY	PJ8GY	PJ82GY
Ivory	P8I	P82I	P83I	P84I	PJ8I	PJ82I
Light Almond	P8LA	P82LA	P83LA	P84LA	PJ8LA	PJ82LA
White	P8W	P82W	P83W	P84W	PJ8W	PJ82W

Duplex Wallplates, Stainless Steel

Finish	1-Gang	2-Gang
Brass	SB8	SB82
Stainless Steel	SS8	SS82

IFP Duplex Wallplate with Label Fields

Color	1-Gang
Office White	IFP18OW

Duplex 106 Outlet Wallplates

Color	2-Port	4-Port
Black	BR106B	Q106B
Gray	BR106G	Q106G
Ivory	BR106E	Q106E
Office White	BR106C	Q106O
White	BR106W	Q106W

Blank Connectors

10-pack		
Color	Blank Connector	Smooth Blank Connector
Black	SFBB10	SFSBBK10
Ivory	SFBE10	SFSBEI10
Gray	SFBG10	SFSBGY10
Light Almond*	–	SFSBLA10
Office White*	SFB10	–
White	SFBW10	SFSBW10

Note: *Light Almond is the same color as Office White; see color chart on page B02.



Specifications

- The sliding cover provides protection and longer life
- Staggered, angled openings provide proper cable exit and bend radius
- Two methods to secure cover: screw, latch or both
- Indoor or NEMA 3R weather-proof grade

Secure-IT Wallplates, Tamper-Resistant

Color	Face Plate 1-Gang/4-Port
Black	TPF1BK
Gray	TPF1GY
Office White	TPF1OW
White	TPF1W



Secure-IT Wallplates, Weather Proof

Color	Face Plate 1-Gang/4-Port
Gray	TWPF1GY



Box Eliminator

Description	1-Gang
Single gang box eliminator used in place of an electrical box; secures to a drywall opening, providing a means to mount a single gang plate	BRBE1



Stainless Steel Wall Mount Phone Wallplates, Single Gang

Description	Flush Jack	Recessed Jack
USOC jack, RJ25, 6-position	SPUF	SPUR
Category 5e jack, RJ45, 8-position	SP5EF	SP5ER
Category 6 jack, RJ45, 8-position	SP6F	SP6R
10 Gig jack, RJ45, 8-position	SP10GF	SP10GR
Blank plate	P630S1G	-





Specifications

- Work area and individual port identification labeling
- FP plate positions connectivity outside the furniture channel maximizing internal capacity

Furniture Wallplates (Steelcase®, Haworth®, HON®, Knoll®, etc.)

Opening size: 2.71" x 1.38"



Color	2-Port	4-Port	4-Port In-line
Black	FP2BK	FP4BK	FP4BBK
Gray	FP2GY	FP4GY	FP4BGY
Office White	FP2OW	FP4OW	FP4BOW
White	FP2W	FP4W	FP4BW


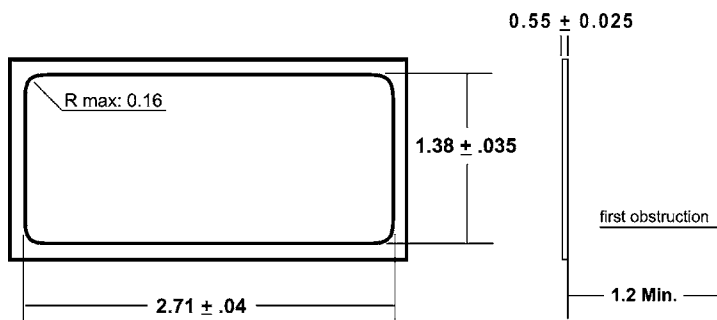
Furniture Reducing Adapter Plate (Herman Miller®)

May be used with the FP2 or FP4 Series furniture plates only for Herman Miller applications; opening size: 2.982" x 1.882"




Color	Catalog No.
Black	HMRBBK
Gray	HMRBGY

FP2 and FP4 Opening Size



Note: Steelcase is a registered trademark of Steelcase, Inc. Haworth is a registered trademark of Haworth, Inc. HON is a registered trademark of the HON Company. Knoll is a registered trademark of Knoll, Inc. Herman Miller is a registered trademark of Herman Miller, Inc.



Specifications

- Fiber storage in 4-, 6- and 12-port versions
- 4- and 6-port versions have ratcheting tabs for adjustable furniture mounting
- 1-, 2-, 4-, 6- and 12-port configurations
- Plenum versions available

HSB Surface Mount Boxes



Color	1-Port	2-Port	4-Port	6-Port	12-Port
Black	HSB1BK	HSB2BK	HSB4BK	HSB6BK	HSB12BK
Gray	HSB1GY	HSB2GY	HSB4GY	HSB6GY	HSB12GY
Ivory	HSB1EI	HSB2EI	HSB4EI	HSB6EI	HSB12EI
Office White	HSB1OW	HSB2OW	HSB4OW	HSB6OW	HSB12OW
White	HSB1W	HSB2W	HSB4W	HSB6W	HSB12W

UL Plenum Rated HSB Surface Mount Boxes



Color	1-Port	2-Port
Black	HSB1BKP	HSB2BKP
Gray	HSB1GYP	HSB2GYP
Ivory	HSB1EIP	HSB2EIP
Office White	HSB1OWP	HSB2OWP
White	HSB1WP	HSB2WP

Note: ISB surface mount boxes are not compatible with SJ shielded jacks.

Jack and Surface Box Ceiling Bracket

Attaches to drop wire/rod to provide two equipment outlets above the ceiling for WAP, camera, and IoT applications



Description	Catalog No.
2-port ceiling connectivity bracket	CB2

Non-Metallic Raceway Compatibility Chart

Series	PP	PL	PW	PB
HSB1	✓			✓*
HSB2	✓			✓*
HSB4	✓	✓	✓	✓*
HSB6	✓	✓	✓	✓*
HSB12	✓	✓	✓	✓*

*Use PB3REDA transition fitting

PP1 =PREMISETRAK® Latching Raceway
 PL1 =LANTRAK® Latching Raceway
 PW2 =WALLTRAK® Latching Raceway
 PB2 =BASETRAK® Non-Latching Raceway
 PB3 =BASETRAK® Non-Latching Raceway
 PS3 =SUPER BASETRAK® Non-Latching Raceway
 See Section U for Raceway product information



Note: See color chart on page B02.



Specifications

- Multimedia compatible
- AMO Capacities
- 12 Snap Fit connectors
- 12 fibers (ST or SC)
- 24 fibers (LC quad)
- UL94-V0

AMO Base Unit Housing

Office White

Description

Housing with six (6) bracket locations, unloaded

Catalog No.

AMO



AMO Adapter Brackets

Office White

Description

ST-style adapter, phosphor bronze, 2 included

Blank adapter, 10-pack

Single jack adapter, 10-pack

Dual jack adapter, 10-pack


Catalog No.

AMOBST2

AMOBL10

AMOBJ10

AMOB2J10



AMO Adapter Brackets, SC and LC

Description

SC duplex adapter, phosphor bronze

LC quad adapter, phosphor bronze, blue

SC duplex adapter, zirconia

LC quad adapter, zirconia

LC quad adapter, zirconia

Color

Office White/Blue

Office White/Blue

Office White/Aqua

Office White/Aqua

Office White/Beige

Catalog No.

AMOBSCD

AMOLCQSBL

AMOBSCDSAQ

AMOLCQSAQ

AMOLCQSBE



OFPPL Base Unit Housing and Bracket

Description

Office white housing, cover and mounting accessories

OFP bracket, blank, 10-pack

Catalog No.

OFPPL

OFPBB10

Note: SC duplex and LC quad connectors mount directly to the OFPPL base.



Note: Minimum order quantities apply; see pages F13-F16 for more AV connectors and bulk connector options. See color chart on page B02.



Specifications

- Suitable for multimedia applications
- Compatible with HJ, XJ and SF style AV and fiber connectors

UK-Style Wallplates and Modules

Description	Qty.	Catalog No.
Flat frame, 1-gang, 50 x 50mm	80-pack	HBP50
Flat frame, 2-gang, 100 x 50mm	50-pack	HBP100
Shuttered, unloaded, 50 x 25mm	125-pack	HBM1
Angled, shuttered, unloaded, 50 x 25mm	100-pack	HBM1A
Blanking plate, 50 x 25mm	50-pack	HBM1B



UK LJ6C-Style Wallplates and Modules

Description	Qty.	Catalog No.
Shuttered, unloaded, 37 x 22.5mm (LJ6C)	100-pack	HLJ6C
Angled, shuttered, unloaded, 37 x 22.5mm (LJ6C)	100-pack	HLJ6CA
Flat frame, 1-gang, 2-port (LJ6C)	80-pack	HLJ6CP2
Flat frame, 2-gang, 4-port (LJ6C)	40-pack	HLJ6CP4



French-Style Wallplates and Modules

Description	Qty.	Catalog No.
Single module, unloaded, 45 x 45mm	100-pack	HFM1
Dual module, unloaded, 45 x 45mm	100-pack	HFM2
Angled, dual module, unloaded, 45 x 45mm	100-pack	HFM2A2
Flat frame, 1-gang, 45 x 45mm	80-pack	HFP45
Flat frame, 1-gang, 90 x 45mm	25-pack	HFP90



Asian-Style Wallplates

Single Gang

	1-Port Plate, Unloaded	2-Port Plate, Unloaded	4-Port Plate
Flat Wall Plate, 86 x 86mm	BPS11	BPS12	–
Bevelled Wall Plate 86 x 86mm	BPS11A	BPS12A	–
Base Plate with Bevelled Frame, 86 x 86mm	BPC11	BPC12	BPC14
Base Plate w/ Bevelled Frame for Angled Jacks, 86 x 86mm	BPC11A	BPC12A	–



Australian Clipsal® Style Module

Description	Qty.	Catalog No.
Keystone module	100-pack	CKM100

Clipsal® is a registered trademark of Clipsal Australia Pty Ltd. and/or Schneider Electric.



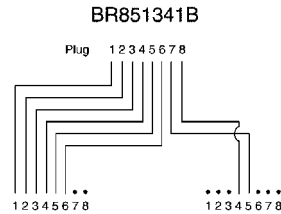
Specifications

- Gold plated contacts
- Wire map label provided
- Easy latch actuation

Splitting Y Adapters

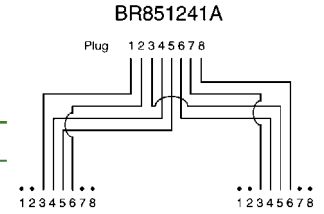
Converts a T568B wired RJ45 jack by splitting Pairs 1, 2, and 3 to first 6 positions of Jack 1, and Pair 4 to positions 4 and 5 of Jack 2.

Catalog No. BR851341B



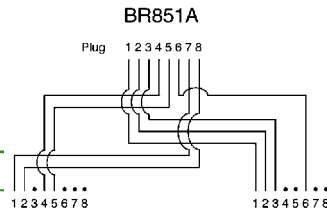
Converts a T568B wired RJ45 jack into two 2-pair jacks. Designed for connecting two pieces of voice, data or ancillary equipment.

Catalog No. BR851241A



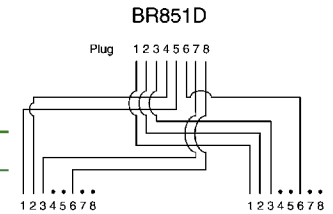
Converts a T568B wired RJ45 jack to a voice wired application (Pairs 1 and 4) Jack 1, and a 10/100BASE-T application (Pairs 2 and 3) wired 8-position Jack 2.

Catalog No. BR851A



Converts a T568B wired RJ45 jack to (2) 10/100BASE-T wired RJ45 jacks. Pairs 2 and 3 are split to Jack 1, and Pairs 1 and 4 are split to Jack 2.

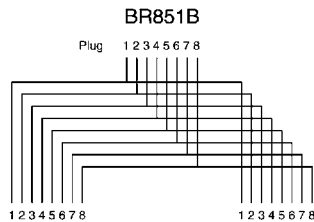
Catalog No. BR851D



Bridging Y Adapters

Provides (2) RJ45 4-pair jacks in a parallel wiring formation, providing two access points to the circuit, adding a common station or in a daisy chain application.



Catalog No. BR851B



COPPER

Cross Connect

Hubbell's cross connect products lead the industry in innovation, durability, efficiency and component performance. Hubbell's patch panels and blocks are designed to exceed industry standards and provide a foundation for emerging applications.




Index

NEXTSPEED® Ascent Category 6A Panel Kits.....	C03
NEXTSPEED® Ascent Category 6A Component.....	C04
NEXTSPEED® Category 6 Component Punch Down Panels.....	C05
NEXTSPEED® Category 5e Component Punch Down Panels.....	C06
iSTATION Multimedia and Keystone Patch Panels.....	C07
HDPJ High Density Jack Panels.....	C09
6-110 Connecting Block System.....	C11
110 Connecting Block System.....	C12
Rack Mount and Wall Mount Kits.....	C13
Cross Connect Blocks.....	C14



Performance

Individual jack modules provide superior ANEXT suppression and consistent NEXT performance.



COBRA-LOCK™ Termination

Jack body terminates all wires at once and actively retains termination integrity.

Specifications



- Exceeds TIA 568.2-D and ISO/IEC 11801 component requirements
- Short links (less than 10M) supported
- Enhanced common mode design eliminates residual and reflected NEXT and ANEXT
- Designed and tested for 1.5A of continuous current per pair

Standards/Listings/Verifications

- ANSI/TIA 568.2-D Category 6A component
- Category 6A component in Class E_A cabling, ISO/IEC 11801, IEC 60603-7-41
- Third Party tested for ANSI/TIA 568.2-D requirements Component/Link/Channel
- Mechanical: Verified to ANSI/TIA 568.2-D
- UL Listed 1863, UL 94 V-0 Flammability Rating ISO9001-2008 Manufacturing Process



Identification

Integrated port and panel labeling, simplifies ANSI/TIA 606-C compliance.



Complete One-Part Solution

These kits come with jacks, cable management bars, labels and hardware.

NEXTSPEED® Ascent Category 6A Patch Panel Kits

Includes: Panel, HJU6ABK jacks, cable management bar(s), and rack screws

Color	Width Inches (mm)	Height Inches (mm)	Ports	Rack Units	Catalog No.
Black	19" (483)	1.75" (45)	24	1	HPJ6A24
		3.50" (89)	48	2	HPJ6A48



NEXTSPEED® Ascent Category 6A Angled Patch Panel Kits

Includes: Panel, HJU6ABK jacks, cable management bar(s), and rack screws

Color	Width Inches (mm)	Height Inches (mm)	Ports	Rack Units	Catalog No.
Black	19" (483)	1.75" (45)	24	1	HPJ6A24A
		3.50" (89)	48	2	HPJ6A48A



Note: Angled panel protrudes 4.46" from the plane of the rack. One extra inch of space is recommended between the door and panel angle.

UDX Super High-Density Panel, Unloaded

Type	Color	Width Inches (mm)	Height Inches (mm)	Ports	Rack Units	Catalog No.
Flat	Black	19" (483)	1.75" (45)	48	1	UDX48E1U
Angled	Black	19" (483)	1.75" (45)	48	1	UDX48A1U



HPJ Multimedia Jack Panels, Unloaded

Type	Color	Width Inches (mm)	Height Inches (mm)	Ports	Rack Units	Catalog No.
Flat	Black	19" (483)	1.75" (45)	24	1	HPJ24
			3.50" (89)	48	2	HPJ48
			5.25" (133)	72	3	HPJ72
	White	19" (483)	1.75" (45)	24	1	HPJ24W
			3.50" (89)	48	2	HPJ48W
			5.25" (133)	72	3	HPJ72W
Angled	Black	19" (483)	1.75" (45)	24	1	HPJ24A
			3.50" (89)	48	2	HPJ48A
89D	Black	-	-	12	-	HPJ1289*



Note: *Pre-mounted on an 89D bracket.

Rear Cable Management Bars

Type	Description	Catalog No.
19" Rack Mount	Cable management bar and screws	CMBR
	Cable management bar, straight, with screws	ECMBRS
	Cable management bar, 3" with screws	ECMBR3
	Cable management bar, 6" with screws	ECMBR6
Panel Mount	Cable management bar	HPRCMB



Labels for NEXTSPEED® Patch Panels

Description	Catalog No.
Printable front, 6-port, 4800-pack	HPJLBL4800

Note: Download template at hubbell.com/hubbellpremisewiring/en/labeling.

NEXTSPEED | Category 6 Component Punch Down Panels

NEXTSPEED® Category 6 Patch Panels

Includes: cable management bar(s), stuffer caps and rack screws

Color	Width Inches (mm)	Height Inches (mm)	Ports	Rack Units	Catalog No.
Black	19" (483)	1.75" (45)	24	1	HP624
		3.50" (89)	48	2	HP648
		7.00" (178)	96	4	HP696
White	19" (483)	1.75" (45)	24	1	HP624W
		3.50" (89)	48	2	HP648W



Note: Versions without cable management bar available; HP624E and HP648E.

NEXTSPEED® Category 6 Angled Patch Panels

Includes: cable management bar(s), stuffer caps and rack screws

Color	Width Inches (mm)	Height Inches (mm)	Ports	Rack Units	Catalog No.
Black	19" (483)	1.75" (45)	24	1	HP624A
		3.50" (89)	48	2	HP648A



Note: HP6xxA angled panel protrudes 4.46" from the plane of the rack. Hubbell recommends one (1) extra inch of space between the door and panel angle.

NEXTSPEED® Ascent Category 6 Surface Mount Panel

Description	Catalog No.
12-port, Category 6, universal, 89D	HP612



Rear Cable Management Bars

Type	Description	Catalog No.
19" rack mount	Cable management bar and screws	CMBR
	Cable management bar, straight, with screws	ECMBRS
	Cable management bar, 3" with screws	ECMBR3
	Cable management bar, 6" with screws	ECMBR6
HPxxx panel mount	Cable management bar	HPRCMB



Labels for NEXTSPEED® Patch Panels

Description	Catalog No.
Printable front, 6-port, 4800-pack	HPLBL4800

Note: Download label template at hubbell.com/hubbellpremisewiring/en/labeling.

Termination Caps

Description	Catalog No.
12-pack	HPSC12

NEXTSPEED® Category 5e Patch Panels

Includes: cable management bar(s), stuffer caps and rack screws

Color	Width Inches (mm)	Height Inches (mm)	Ports	Rack Units	Catalog No.
Black	19" (483)	1.75" (45)	24	1	HP5E24
		3.50" (89)	48	2	HP5E48
		7.00" (178)	96	4	HP5E96
White	19" (483)	1.75" (45)	24	1	HP5E24W
		3.50" (89)	48	2	HP5E48W



Note: Versions without cable management bar available; HP5E24E and HP5E48E.

NEXTSPEED® Category 5e Angled Patch Panels

Includes: cable management bar(s), stuffer caps and rack screws

Color	Width Inches (mm)	Height Inches (mm)	Ports	Rack Units	Catalog No.
Black	19" (483)	1.75" (45)	24	1	HP5E24A
		3.50" (89)	48	2	HP5E48A



Note: HP6xxA angled panel protrudes 4.46" from the plane of the rack. Hubbell recommends one (1) extra inch of space between the door and panel angle.

NEXTSPEED® Ascent Category 5e Surface Mount Panel

Description	Catalog No.
12-port, Category 5e, universal, 89D	HP5E12



Rear Cable Management Bars

Type	Description	Catalog No.
19" Rack Mount	Cable management bar and screws	CMBR
	Cable management bar, straight, with screws	ECMBRS
	Cable management bar, 3" with screws	ECMBR3
	Cable management bar, 6" with screws	ECMBR6
HPxXX Panel Mount	Cable management bar	HPRCMB



Labels for NEXTSPEED® Patch Panels

Description	Catalog No.
Printable front, 6-port, 4800-pack	HPLBL4800

Note: Download label template at hubbell.com/hubbellpremisewiring/en/labeling.

Termination Caps

Description	Catalog No.
12-pack	HPSC12



Specifications



- High density form factor saves space in the datacenter
- Fits all Hubbell HXJ and HJ jacks
- Opens up rack real-estate
- Color coding: jacks are available in 14 different colors for application differentiation

Specifications

- Panel material: cold rolled steel
- Durable, black powder coat finish

Standards/Listings/Verifications

- Complies with CEA-310-E rack mount standard
- ANSI/TIA 606-C
- UL Listed 1863

Capacity

Ideal solution where rack space is at an absolute premium, add-as-you-go flexibility, mixed jack performance, and color-coding are desired.



Durability

Metal rolled edge construction eliminates flex.



Keystone Design

Front- or rear-loading on HPJ Series simplifies installation, enables moves, adds and changes, and provides migration path.



Integration Labeling

Integrated label fields on HPJ Series accept office printable label strips.

UDX Super High-Density Panel, Unloaded

Type	Color	Width Inches (mm)	Height Inches (mm)	Ports	Rack Units	Catalog No.
Flat	Black	19" (483)	1.75" (45)	48	1	UDX48E1U
Angled	Black	19" (483)	1.75" (45)	48	1	UDX48A1U

Note: Only accept HXJ/HJ6A jacks.



HPJ Multimedia Jack Panels, Unloaded

Type	Color	Width Inches (mm)	Height Inches (mm)	Ports	Rack Units	Catalog No.
Flat	Black	19" (483)	1.75" (45)	24	1	HPJ24
			3.50" (89)	48	2	HPJ48
			5.25" (133)	72	3	HPJ72
Angled	Black	19" (483)	1.75" (45)	24	1	HPJ24A
			3.50" (89)	48	2	HPJ48A
			5.25" (133)	72	3	HPJ72A
89D	Black	-	-	12	-	HPJ1289*

*Pre-mounted on an 89D bracket.



Rear Cable Management Bars

Description	Catalog No.
HPW panel mount for HPJ Series	HPRCMB
UDX panel mount	RCMB



AV Panels, Unloaded

Type	Color	Width Inches (mm)	Height Inches (mm)	Capacity	Catalog No.
Flat	Black	19" (483)	3.50" (89)	8-Gang Decorator	HPD8



Shielded Patch Panels, Unloaded

Includes cable management bar and grounding strap

Type	Color	Width Inches (mm)	Height Inches (mm)	Ports	Rack Units	Catalog No.
Flat	Black	19" (483)	1.75" (45)	24	1	HPJS24
			3.50" (89)	48	2	HPJS48
Angled	Black	19" (483)	1.75" (45)	24	1	HPJS24A
			3.50" (89)	48	2	HPJS48A

Note: Shielded jacks sold separately; see page B04.



Labels for HPJ Series Patch Panels

Description	Qty	Catalog No.
Printable labels for HPJ Panels, 6-port	4800-pack	HPJLBL4800
Replacement 6-port module and label holder for HPJ Series, black	1	HPJ6M

Note: Not for HPJS or UDX Series; download label template at hubbell.com/hubbellpremisewiring/en/labeling.

Double your port density for maximum flexibility

Provide more connectivity anywhere space is at a premium. Hubbell high density jack panels feature a flexible, modular 1/2 rack unit design with 24 ports. It doubles the ports available in the space of a standard panel while offering better service access.

The unloaded panel design delivers efficient rack and cabinet utilization and custom port density solutions. Mix categories, colors, services, and media at the panel level. It allows the port count to grow with your network demands. Stack multiple panels to create 48, 72, or 96 port solutions.

These panels include rear cable management bars. This provides enhanced strain relief and ANEXT management, along with one part number ordering simplicity. The front face features space for standard 1/4" adhesive label tape.



Specifications

- 24 ports in a 1/2 rack unit height
- Terminate jacks and snap into place for increased efficiency and greater flexibility
- Cable management bar included
- Quarter inch label tape compatible
- Cold rolled steel construction for superior strength
- Ideal for Category 6A installations

Three models

Choose standard flat, shielded, or angled versions. The angled option saves even more space by eliminating the need for horizontal cable management.





HDPJ24

HDPJS24

HDPJ24A

HDPJ 1/2 Rack Unit Patch Panels, Unloaded

Includes cable management bar and grounding strap

Type	Color	Width Inches (mm)	Height Inches (mm)	Ports	Rack Units	Catalog No.
Flat	Black	19" (483)	0.875" (23)	24	1/2	HDPJ24
Angled	Angled	19" (483)	0.875" (23)	24	1/2	HDPJ24A ¹
Flat, Shielded	Silver	19" (483)	0.875" (23)	24	1/2	HDPJS24

Note: ¹HDPJ24A angled panel protrudes 4.2" from the plane of the rack.



HJU6AGY



HJS6A



HJU6Y



Category 6 Jack
HXJ6GN



Category 5e Jack
HXJ5EB



USOC Jack
HXJUEI

NEXTSPEED® Ascent and Xcelerator Jacks

Termination Style	Unit of Measure	Category					
		6A	6A Shielded	6	6 Shielded	5e	USOC
COBRA LOCK™	Single pack	HJU6Axx	HJS6A**	HJU6	HJS6**	–	–
COBRA LOCK™	24 pack	HJU6Axx24	HJS6A24**	HJU624	HJS624**	–	–
Punch-down	Single pack	–	–	HXJ6xx	–	HXJ5Exx	HXJUxx
Punch-down	24 pack	–	–	HXJ6xx24	–	HXJ5Exx24	–

xx = Color: **BK** (Black), **B** (Blue), **EI** (Electric Ivory), **GL** (Gold*), **GY** (Gray), **GN** (Green), **OW** (Office White), **OR** (Orange), **P** (Purple), **R** (Red), **W** (White) or **Y** (Yellow). **PK** (Pink), **BN** (Brown) for HJU and HJS series only.

*Gold and Purple available in 24-pack only. **Note: HDPJ Panels are compatible with HJS6A and HJS6 jacks without color face inserts. HDPJ series panels are not compatible with HJS6Axx and HJS6xx series jacks with colored face inserts installed. Remove colored face before installing jack into panel.

Note: HDPJ Jack Panels are not compatible with fiber or multimedia keystone connections or adapters

Field Termination Kits, 6-110

Description	Catalog No.
6-110/64-pair field termination kit with standoff legs	6110FTK64L
6-110/192-pair field termination kit with standoff legs	6110FTK192L

Note: Hubbell 6-110 blocks are designed for use in Category 6 and Category 6A channels.



Field Terminated Patch Plugs

Includes (1) patch plug base, (1) patch plug cover, and (1) cable tie

Description	Catalog No.
Category 6, 6-110, 4-pair, yellow	6110FP4PR



Connecting Blocks, 6-110/4-Pair

Description	Catalog No.
Connecting blocks, 6-110/4-pair	6110CB4P10



Wiring Blocks, 110

With removable standoff legs

Description	Catalog No.
110/50-pair	110BLK50BWL
110/100-pair	110BLK100BWL
110/300-pair	110BLK300BWL



Field Termination Kits, 110

Description	With	Catalog No.
110/50-pair	4-pair blocks	110BLK50FTK4
	5-pair blocks	110BLK50FTK5
110/100-pair	4-pair blocks	110BLK100FTK4
	5-pair blocks	110BLK100FTK5
110/300-pair	4-pair blocks	110BLK300FTK4
	5-pair blocks	110BLK300FTK5



Connecting Blocks, 110

110 connecting blocks are terminated to the 110 wiring blocks using the 110/5-pair termination tool; available in 4- and 5-pair sizes

Description	Catalog No.
110/4-pair, 10-pack	110CB4PR10
110/5-pair, 10-pack	110CB5PR10



Hubbell Labeling Solutions, Cross Connect, 6-110/110

The Hubbell labeling solution 110 laser-printable label sheets and covers can be mounted between each wiring channel to identify individual station ports or pair counts

Description	Color	Catalog No.
Laser-printable label sheets, 10-pack	White	XPL11010W
	Yellow	XPL11010Y
	Blue	XPL11010B



NEXTSPEED | Rack Mount and Wall Mount Kits



①



②



③

Rack Mount Kits, 110

Category 5e, with cable management

Pairs	Rack Units	Connecting Blocks	Catalog No.
100-pair	2U	4-pair	① 110RM14
		5-pair	110RM15
200-pair	3U	4-pair	110RM24
		5-pair	② 110RM25

Category 5e, without cable management

100-pair	1U	4-pair	③ 110RM14NT
		5-pair	110RM15NT
200-pair	2U	4-pair	110RM24NT
		5-pair	110RM25NT



④



⑤

Wall Mount Kits, 6-110/110

Kit Contents/Quantities:


110 Kit	Item
1	Wall mount tower frame
1	Bottom cable trough
-	6-110/64-pair wiring blocks without legs
3	100-pair wiring blocks without legs
-	6-110/4-pair connecting blocks
60	110/4-pair connecting blocks
12	110/5-pair connecting blocks
3	Cable management troughs without legs
6	Clear label holders
6	White paper designation strips

Category 5e Kit

Description	Catalog No.
110/300-pair	110WMK

Cable Management Troughs

Description	Catalog No.
With legs	④ 110TRA
Without legs	⑤ 110TRB



Modular 66 Cross Connect Blocks, 66M

Description	Block Size	Capacity	Catalog No.
66M block, Category 5 with cover	4 x 50	50-pair	HPW66M150C5
66M block	4 x 25	25-pair	① HPW66M125
	4 x 50	50-pair	② HPW66M150
66M cover	-	-	HPW66MCVR

Modular 66 Cross Connect Blocks, 66B

Description	Block Size	Capacity	Catalog No.
66B block, split (3x), with cover	6 x 6	6-pair	③ HPW66B36
66B block cover for HPW66B 425 + 350	-	-	HPW66BCVR
66M block	6 x 12	6-pair	④ HPW66B16
66B block 25-pair, split (4x)	6 x 50	25-pair	HPW66B425
66B block 50-pair, split (4x)	6 x 50	50-pair	HPW66B350

Modular 66 Cross Connect Block Accessories

Description	Catalog No.
Cable routing spool without screw	HPW66SPLA
Cable routing spool with screw	⑤ HPW66SPLB
89B bracket (use to mount 66M series blocks)	HPW89B
89D bracket (use to mount 66M series blocks)	⑥ HPW89D
Backboard (blue, for 89D and 89B brackets); includes (2) 89B brackets as shown	⑦ HPW66BB

COPPER

Cords & Assemblies

Hubbell patch cords and cable assemblies are manufactured with top quality components, tuned to the connectors and cable, creating a superior end-to-end system. Hubbell enterprise patch cords are constructed with high performance customized patch cable and 100% performance tested, assuring the highest quality, most reliable patch cord in the industry.



Index

NEXTSPEED® Ascent Category 6A Patch CordsD03
 NEXTSPEED® Ascent Cat6A Shielded and SecureIT™ Patch Cords.....D04
 NEXTSPEED® Category 6 Patch CordsD05
 NEXTSPEED® Category 6 Shielded and SecureIT™ Patch Cords.....D06
 Plenum Rated Patch Cords.....D07
 MPTL Direct Attach Assemblies.....D08
 BIDnet Pre-Terminated Copper Trunk Assemblies..... D09

Color Chart:

 Black	 Gray	 Orange	 Purple	 White
 Blue	 Green	 Pink	 Red	 Yellow

NEXTSPEED | Ascent Category 6A Patch Cords



24-Piece Bulk Pack



Low Diameter Series

Common Specifications

- Third party ETL verified Category 6A component
- Plug optimized for high density switch ports
- 10-gigabit application assurance
- Qualified to 150% of 802.3bt PoE current level
- 100% performance tested

Low Diameter Cords

- Over 50% cross sectional area reduction improved air flow
- 63% improved bend radius

NEXTSPEED® Ascent High Flex Standard Category 6A Patch Cords

Nominal O.D. 0.290"; single pack; 24-piece bulk pack available up to 15' (add X24 to Catalog Number)

Length	Black	Blue	Gray	Green	Orange
1'	HC6ABK01	HC6AB01	HC6AGY01	HC6AGN01	HC6AOR01
3'	HC6ABK03	HC6AB03	HC6AGY03	HC6AGN03	HC6AOR03
5'	HC6ABK05	HC6AB05	HC6AGY05	HC6AGN05	HC6AOR05
7'	HC6ABK07	HC6AB07	HC6AGY07	HC6AGN07	HC6AOR07
10'	HC6ABK10	HC6AB10	HC6AGY10	HC6AGN10	HC6AOR10
15'	HC6ABK15	HC6AB15	HC6AGY15	HC6AGN15	HC6AOR15
20'	HC6ABK20	HC6AB20	HC6AGY20	HC6AGN20	HC6AOR20
25'	HC6ABK25	HC6AB25	HC6AGY25	HC6AGN25	HC6AOR25
Length	Pink	Purple	Red	White	Yellow
1'	HC6APK01	HC6AP01	HC6AR01	HC6AW01	HC6AY01
3'	HC6APK03	HC6AP03	HC6AR03	HC6AW03	HC6AY03
5'	HC6APK05	HC6AP05	HC6AR05	HC6AW05	HC6AY05
7'	HC6APK07	HC6AP07	HC6AR07	HC6AW07	HC6AY07
10'	HC6APK10	HC6AP10	HC6AR10	HC6AW10	HC6AY10
15'	HC6APK15	HC6AP15	HC6AR15	HC6AW15	HC6AY15
20'	HC6APK20	HC6AP20	HC6AR20	HC6AW20	HC6AY20
25'	HC6APK25	HC6AP25	HC6AR25	HC6AW25	HC6AY25

NEXTSPEED® Ascent Low Diameter Category 6A Patch Cords

Nominal O.D. 0.186"; single pack; 24-piece bulk pack available up to 15' (add X24 to Catalog Number)

Length	Black	Blue	Gray	Green	Orange
1'	HCL6ABK01	HCL6AB01	HCL6AGY01	HCL6AGN01	HCL6AOR01
3'	HCL6ABK03	HCL6AB03	HCL6AGY03	HCL6AGN03	HCL6AOR03
5'	HCL6ABK05	HCL6AB05	HCL6AGY05	HCL6AGN05	HCL6AOR05
7'	HCL6ABK07	HCL6AB07	HCL6AGY07	HCL6AGN07	HCL6AOR07
10'	HCL6ABK10	HCL6AB10	HCL6AGY10	HCL6AGN10	HCL6AOR10
15'	HCL6ABK15	HCL6AB15	HCL6AGY15	HCL6AGN15	HCL6AOR15
20'	HCL6ABK20	HCL6AB20	HCL6AGY20	HCL6AGN20	HCL6AOR20
25'	HCL6ABK25	HCL6AB25	HCL6AGY25	HCL6AGN25	HCL6AOR25
Length	Pink	Purple	Red	White	Yellow
1'	HCL6APK01	HCL6AP01	HCL6AR01	HCL6AW01	HCL6AY01
3'	HCL6APK03	HCL6AP03	HCL6AR03	HCL6AW03	HCL6AY03
5'	HCL6APK05	HCL6AP05	HCL6AR05	HCL6AW05	HCL6AY05
7'	HCL6APK07	HCL6AP07	HCL6AR07	HCL6AW07	HCL6AY07
10'	HCL6APK10	HCL6AP10	HCL6AR10	HCL6AW10	HCL6AY10
15'	HCL6APK15	HCL6AP15	HCL6AR15	HCL6AW15	HCL6AY15
20'	HCL6APK20	HCL6AP20	HCL6AR20	HCL6AW20	HCL6AY20
25'	HCL6APK25	HCL6AP25	HCL6AR25	HCL6AW25	HCL6AY25

Note: See color chart on page D02. Additional made-to-order lengths and configurations are available through Hubbell's Patch Cord Configuration program. Contact Customer Service at (800) 626-0005 to learn more.



SecureIT™ Cords are one of the most effective ways to increase network security and reliability. Prevent access to mission-critical and publicly accessible network ports or guard against accidental disconnection with Hubbell's SecureIT™ suite of physical network security products.


Features

- Two options to physically secure your connections
 - Red lock pin prevents unauthorized removal
 - Orange finger pinch pin prevents accidental disconnection
- Comes with lock pin removal tool and two sets of red and orange pins

NEXTSPEED® Ascent SecureIT™ Category 6A Patch Cords

Nominal O.D. 0.290" single pack

Length	Black	Blue	White	Yellow
3'	HC6ABK03SP	HC6AB03SP	HC6AW03SP	HC6AY03SP
5'	HC6ABK05SP	HC6AB05SP	HC6AW05SP	HC6AY05SP
7'	HC6ABK07SP	HC6AB07SP	HC6AW07SP	HC6AY07SP
10'	HC6ABK10SP	HC6AB10SP	HC6AW10SP	HC6AY10SP
15'	HC6ABK15SP	HC6AB15SP	HC6AW15SP	HC6AY15SP
20'	HC6ABK20SP	HC6AB20SP	HC6AW20SP	HC6AY20SP
25'	HC6ABK25SP	HC6AB25SP	HC6AW25SP	HC6AY25SP



NEXTSPEED® Ascent Shielded Category 6A Patch Cords

Nominal O.D. 0.235" single pack

Length	Black	Blue	Gray	Green
1'	PC6ABK01	PC6AB01	PC6AGY01	PC6AGN01
3'	PC6ABK03	PC6AB03	PC6AGY03	PC6AGN03
5'	PC6ABK05	PC6AB05	PC6AGY05	PC6AGN05
7'	PC6ABK07	PC6AB07	PC6AGY07	PC6AGN07
10'	PC6ABK10	PC6AB10	PC6AGY10	PC6AGN10
15'	PC6ABK15	PC6AB15	PC6AGY15	PC6AGN15
20'	PC6ABK20	PC6AB20	PC6AGY20	PC6AGN20
25'	PC6ABK25	PC6AB25	PC6AGY25	PC6AGN25

Length	Purple	Red	White	Yellow
1'	PC6AP01	PC6AR01	PC6AW01	PC6AY01
3'	PC6AP03	PC6AR03	PC6AW03	PC6AY03
5'	PC6AP05	PC6AR05	PC6AW05	PC6AY05
7'	PC6AP07	PC6AR07	PC6AW07	PC6AY07
10'	PC6AP10	PC6AR10	PC6AW10	PC6AY10
15'	PC6AP15	PC6AR15	PC6AW15	PC6AY15
20'	PC6AP20	PC6AR20	PC6AW20	PC6AY20
25'	PC6AP25	PC6AR25	PC6AW25	PC6AY25



NEXTSPEED® SecureIT™ Patch Cord Accessories

Description	Catalog No.
Replacement locking pin removal tool	HCSPTOOL1
SecureIT™ plug kit; includes (12) sets of red and orange pins, (1) removal tool	BCSPKT12

Note: See color chart on page D02. Additional made-to-order lengths and configurations are available through Hubbell's Patch Cord Configuration program. Contact Customer Service at (800) 626-0005 to learn more.



Common Specifications

- Third party ETL verified Category 6 component
- Plug optimized for high density switch ports
- 5-gigabit application assurance
- Qualified to 150% of 802.3bt PoE current level
- 100% performance tested

Low Diameter Cords

- Over 50% cross sectional area reduction for improved air flow
- 40% improved bend radius

NEXTSPEED® High Flex Standard Category 6 Patch Cords

Nominal O.D. 0.224"; single pack; 24-piece bulk pack available up to 15' (add X24 to Catalog Number)

Length	Black	Blue	Gray	Green	Orange
1'	HC6BK01	HC6B01	HC6GY01	HC6GN01	HC6OR01
3'	HC6BK03	HC6B03	HC6GY03	HC6GN03	HC6OR03
5'	HC6BK05	HC6B05	HC6GY05	HC6GN05	HC6OR05
7'	HC6BK07	HC6B07	HC6GY07	HC6GN07	HC6OR07
10'	HC6BK10	HC6B10	HC6GY10	HC6GN10	HC6OR10
15'	HC6BK15	HC6B15	HC6GY15	HC6GN15	HC6OR15
20'	HC6BK20	HC6B20	HC6GY20	HC6GN20	HC6OR20
25'	HC6BK25	HC6B25	HC6GY25	HC6GN25	HC6OR25
Length	Pink	Purple	Red	White	Yellow
1'	HC6PK01	HC6P01	HC6R01	HC6W01	HC6Y01
3'	HC6PK03	HC6P03	HC6R03	HC6W03	HC6Y03
5'	HC6PK05	HC6P05	HC6R05	HC6W05	HC6Y05
7'	HC6PK07	HC6P07	HC6R07	HC6W07	HC6Y07
10'	HC6PK10	HC6P10	HC6R10	HC6W10	HC6Y10
15'	HC6PK15	HC6P15	HC6R15	HC6W15	HC6Y15
20'	HC6PK20	HC6P20	HC6R20	HC6W20	HC6Y20
25'	HC6PK25	HC6P25	HC6R25	HC6W25	HC6Y25

NEXTSPEED® Low Diameter Category 6 Patch Cords

Nominal O.D. 0.150"; single pack; 24-piece bulk pack available up to 15' (add X24 to Catalog Number)

Length	Black	Blue	Gray	Green	Orange
1'	HCL6BK01	HCL6B01	HCL6GY01	HCL6GN01	HCL6OR01
3'	HCL6BK03	HCL6B03	HCL6GY03	HCL6GN03	HCL6OR03
5'	HCL6BK05	HCL6B05	HCL6GY05	HCL6GN05	HCL6OR05
7'	HCL6BK07	HCL6B07	HCL6GY07	HCL6GN07	HCL6OR07
10'	HCL6BK10	HCL6B10	HCL6GY10	HCL6GN10	HCL6OR10
15'	HCL6BK15	HCL6B15	HCL6GY15	HCL6GN15	HCL6OR15
20'	HCL6BK20	HCL6B20	HCL6GY20	HCL6GN20	HCL6OR20
25'	HCL6BK25	HCL6B25	HCL6GY25	HCL6GN25	HCL6OR25
Length	Pink	Purple	Red	White	Yellow
1'	HCL6PK01	HCL6P01	HCL6R01	HCL6W01	HCL6Y01
3'	HCL6PK03	HCL6P03	HCL6R03	HCL6W03	HCL6Y03
5'	HCL6PK05	HCL6P05	HCL6R05	HCL6W05	HCL6Y05
7'	HCL6PK07	HCL6P07	HCL6R07	HCL6W07	HCL6Y07
10'	HCL6PK10	HCL6P10	HCL6R10	HCL6W10	HCL6Y10
15'	HCL6PK15	HCL6P15	HCL6R15	HCL6W15	HCL6Y15
20'	HCL6PK20	HCL6P20	HCL6R20	HCL6W20	HCL6Y20
25'	HCL6PK25	HCL6P25	HCL6R25	HCL6W25	HCL6Y25

Note: See color chart on page D02. Additional made-to-order lengths and configurations are available through Hubbell's Patch Cord Configuration program. Contact Customer Service at (800) 626-0005 to learn more.



SecureIT™ Cords are one of the most effective ways to increase network security and reliability. Prevent access to mission-critical and publicly accessible network ports or guard against accidental disconnection with Hubbell's SecureIT™ suite of physical network security products.

Features

- Two options to physically secure your connections
 - Red lock pin prevents unauthorized removal
 - Orange finger pinch pin prevents accidental disconnection
- Comes with lock pin removal tool and two sets of red and orange pins

NEXTSPEED® SecureIT™ Category 6 Patch Cords

Nominal O.D. 0.224" single pack

Length	Black	Blue	Brown	Pink	White	Yellow
3'	HC6BK03SP	HC6B03SP	HC6BN03SP	HC6PK03SP	HC6W03SP	HC6Y03SP
5'	HC6BK05SP	HC6B05SP	HC6BN05SP	HC6PK05SP	HC6W05SP	HC6Y05SP
7'	HC6BK07SP	HC6B07SP	HC6BN07SP	HC6PK07SP	HC6W07SP	HC6Y07SP
10'	HC6BK10SP	HC6B10SP	HC6BN10SP	HC6PK10SP	HC6W10SP	HC6Y10SP
15'	HC6BK15SP	HC6B15SP	HC6BN15SP	HC6PK15SP	HC6W15SP	HC6Y15SP
20'	HC6BK20SP	HC6B20SP	HC6BN20SP	HC6PK20SP	HC6W20SP	HC6Y20SP
25'	HC6BK25SP	HC6B25SP	HC6BN25SP	HC6PK25SP	HC6W25SP	HC6Y25SP

NEXTSPEED® Shielded Category 6 Patch Cords

Nominal O.D. 0.235" single pack


Length	Black	Blue	Gray	Green	Orange	Purple
1'	PS6BK01	PS6B01	PS6GY01	PS6GN01	PS6OR01	PS6P01
3'	PS6BK03	PS6B03	PS6GY03	PS6GN03	PS6OR03	PS6P03
5'	PS6BK05	PS6B05	PS6GY05	PS6GN05	PS6OR05	PS6P05
7'	PS6BK07	PS6B07	PS6GY07	PS6GN07	PS6OR07	PS6P07
10'	PS6BK10	PS6B10	PS6GY10	PS6GN10	PS6OR10	PS6P10
15'	PS6BK15	PS6B15	PS6GY15	PS6GN15	PS6OR15	PS6P15
25'	PS6BK25	PS6B25	PS6GY25	PS6GN25	PS6OR25	PS6P25

Length	Red	White	Yellow
1'	PS6R01	PS6W01	PS6Y01
3'	PS6R03	PS6W03	PS6Y03
5'	PS6R05	PS6W05	PS6Y05
7'	PS6R07	PS6W07	PS6Y07
10'	PS6R10	PS6W10	PS6Y10
15'	PS6R15	PS6W15	PS6Y15
25'	PS6R25	PS6W25	PS6Y25

NEXTSPEED® SecureIT™ Patch Cord Accessories

Description	Catalog No.
Replacement locking pin removal tool	HCSPTOOL1
SecureIT™ plug kit; includes (12) sets of red and orange pins, (1) removal tool	BCSPKT12

Note: See color chart on page D02. Additional made-to-order lengths and configurations are available through Hubbell's Patch Cord Configuration program. Contact Customer Service at (800) 626-0005 to learn more.



Specifications

- Plenum Rated
- Third party ETL verified Category component
- Slim, Snagless Plug optimized for high density switch ports
- Up to 10-gigabit (CAT66A) and up 5-gigabit (CAT6) application assurance
- Qualified to 150% of 802.3bt PoE current level
- 100% Performance Tested

CMP Rated

Category 6A

Length	Blue	Length	Black
3'	HC6AB03P	3'	HC6ABK03P
5'	HC6AB05P	5'	HC6ABK05P
7'	HC6AB07P	7'	HC6ABK07P
10'	HC6AB10P	10'	HC6ABK10P
15'	HC6AB15P	15'	HC6ABK15P

Length	Green	Length	Gray
3'	HC6AGN03P	3'	HC6AGY03P
5'	HC6AGN05P	5'	HC6AGY05P
7'	HC6AGN07P	7'	HC6AGY07P
10'	HC6AGN10P	10'	HC6AGY10P
15'	HC6AGN15P	15'	HC6AGY15P

Length	Orange	Length	Purple
3'	HC6AOR03P	3'	HC6AP03P
5'	HC6AOR05P	5'	HC6AP05P
7'	HC6AOR07P	7'	HC6AP07P
10'	HC6AOR10P	10'	HC6AP10P
15'	HC6AOR15P	15'	HC6AP25P

Length	White	Length	Yellow
3'	HC6AW03P	3'	HC6AY03P
5'	HC6AW05P	5'	HC6AY05P
7'	HC6AW07P	7'	HC6AY07P
10'	HC6AW10P	10'	HC6AY10P
15'	HC6AW15P	15'	HC6AY15P

Category 6

Length	Blue	Length	Black
3'	HC6B03P	3'	HC6BK03P
5'	HC6B05P	5'	HC6BK05P
7'	HC6B07P	7'	HC6BK07P
10'	HC6B10P	10'	HC6BK10P
15'	HC6B15P	15'	HC6BK15P

Length	Green	Length	Gray
3'	HC6GN03P	3'	HC6GY03P
5'	HC6GN05P	5'	HC6GY05P
7'	HC6GN07P	7'	HC6GY07P
10'	HC6GN10P	10'	HC6GY10P
15'	HC6GN15P	15'	HC6GY15P

Length	Orange	Length	Purple
3'	HC6OR03P	3'	HC6P03P
5'	HC6OR05P	5'	HC6P05P
7'	HC6OR07P	7'	HC6P07P
10'	HC6OR10P	10'	HCP10P
15'	HC6OR15P	15'	HC6P25P

Length	White	Length	Yellow
3'	HC6W03P	3'	HC6Y03P
5'	HC6W05P	5'	HC6Y05P
7'	HC6W07P	7'	HC6Y07P
10'	HC6W10P	10'	HC6Y10P
15'	HC6W15P	15'	HC6Y15P

Note: Additional color and length options available. Please contact Customer Service for more information.



Features and Benefits

- Bootless plug for AP and camera applications with limited space
- C6A shielded performance for full backward compatibility
- Verified to Cat6A MPTL limits
- Cobra-Lock™ Termination
- Plenum rated and UL Listed
- Secure anywhere with unique mounting clip, included

Pre-Terminated Coupler MPTL Assembly

Description	Length	Part Number
CAT6A Pre-Terminated Coupler Assembly, Gray Cable	18"	SCP6A
CAT6A Pre-Terminated Coupler Assembly, Blue Cable	18"	SCP6AB
CAT6A Pre-Terminated Coupler Assembly, Black Cable	18"	SCP6ABK
CAT6A Pre-Terminated Coupler Assembly, Green Cable	18"	SCP6AGN
CAT6A Pre-Terminated Coupler Assembly, White Cable	18"	SCP6AW
CAT6A Pre-Terminated Coupler Assembly, Gray Cable	3'	SCP6AGY03
CAT6A Pre-Terminated Coupler Assembly, Blue Cable	3'	SCP6AB03
CAT6A Pre-Terminated Coupler Assembly, Black Cable	3'	SCP6ABK03
CAT6A Pre-Terminated Coupler Assembly, Green Cable	3'	SCP6AGN03
CAT6A Pre-Terminated Coupler Assembly, White Cable	3'	SCP6AW03
CAT6A Pre-Terminated Coupler Assembly, Gray Cable	5'	SCP6AGY05
CAT6A Pre-Terminated Coupler Assembly, Blue Cable	5'	SCP6AB05
CAT6A Pre-Terminated Coupler Assembly, Black Cable	5'	SCP6ABK05
CAT6A Pre-Terminated Coupler Assembly, Green Cable	5'	SCP6AGN05
CAT6A Pre-Terminated Coupler Assembly, White Cable	5'	SCP6AW05
CAT6A Pre-Terminated Coupler Assembly, Gray Cable	7'	SCP6AGY07
CAT6A Pre-Terminated Coupler Assembly, Blue Cable	7'	SCP6AB07
CAT6A Pre-Terminated Coupler Assembly, Black Cable	7'	SCP6ABK07
CAT6A Pre-Terminated Coupler Assembly, Green Cable	7'	SCP6AGN07
CAT6A Pre-Terminated Coupler Assembly, White Cable	7'	SCP6AW07
CAT6A Pre-Terminated Coupler Assembly, Gray Cable	10'	SCP6AGY10
CAT6A Pre-Terminated Coupler Assembly, Blue Cable	10'	SCP6AB10
CAT6A Pre-Terminated Coupler Assembly, Black Cable	10'	SCP6ABK10
CAT6A Pre-Terminated Coupler Assembly, Green Cable	10'	SCP6AGN10
CAT6A Pre-Terminated Coupler Assembly, White Cable	10'	SCP6AW10
CAT6A MPTL Coupler	-	SC6A

Note: Custom assembly lengths available in 3, 5, 7, and 10 ft. Please contact Customer Service for more information.





Environmental

- Provides exact lengths and number of connections needed per application
- Eliminate unwanted cable and packaging on the job site



Strain Relief

Locking IDC stuffer cap provides superior strain relief.



Performance and Reliability

100% factory qualified to support up to 2.5, 5 and 10GBASE-T applications for 5e, 6 and 6A respectively.



Locking

SecureIT™ locking plug capable (use BCSPKT12 SecureIT plug kit with 12 locking pins included).

Standards



- ANSI/TIA-568-C.2 Category 6A component compliant
- ISO 11801 Class D, E and E_A compliant (Category 6A)
- Qualified for PoE++ IEEE 802.3bt
- UL Listed 1863

BIDnet Pre-Terminated Copper Trunk Assemblies are the ideal solution for data centers, open office and other applications where accuracy, reliability and performance are the most important factors. BIDnet assemblies provide simplicity for permanent links between switches, servers, patch panels, MUTOAs and zone distribution areas, enabling effortless moves, adds and changes to the infrastructure.

Jack to Open



Jack to Jack



Jack to Plug



All BIDnet Pre-Terminated Cable Assemblies are made-to-order items. Please call our Inside Sales team for lead-time and availability. See page H05 for fiber assemblies.

Specifications

Jacks

- Nose contact material: beryllium copper with precious metal plating over nickel under-plating
- Contact performance: confirmed over the full range of TIA plug deflection limits

Plugs

- Mechanical: cable to plug tensile strength: 20+lb Mating cycles: 2000+
- Material: Plug body: polycarbonate UL 94-V0
- Contact: high strength copper alloy Plating: 50 micro-inch precious metal over 100 micro-inch under-plating
- SecureIT™ plug capable

Available Options

- Lengths: 10 to 295 feet
- Legs: 1, 4, 6, 8 and 12
- Category: 5e, 6 and 6A
- Connection: RJ45 jack; RJ45 plug; open end
- Cable: Plenum, riser and LSZH
- UTP: Category 5e, 6 and 6A
- FTP: Category 6A (10GbE)
- Color: Blue and white



COPPER

Cable

Hubbell's copper cables are specifically designed and balanced to provide a high-performance, end-to-end system supporting 4P PoE applications. All cables meet performance and budget needs, extending the life span of the infrastructure, which is backed by the Mission Critical® 25-Year Warranty.



Index

Copper Cable Overview E03
Category 6A Unshielded Solutions E04
Category 6 Unshielded Solutions E05
Category 5e Unshielded Solutions E06
Indoor/Outdoor Plenum Rated Solutions E07
Outside Plant Solutions E08
Shielded Solutions E09

Color Chart:



Black
Blue



Gray
Green



Orange
Pink



Purple
Red



White
Yellow

Unshielded Solutions

	Cable Type	Flame Rating	Catalog No.	Construction	Delivery (1,000 ft)	Conductor Gauge (AWG)	Sweep Tested to (MHz):	Nominal OD (in)	NVP (%)
Cat 6A	NEXTSPEED® ASCENT Category 6A Reduced Diameter Cable	Plenum	C6ASPDSxx	UTP	Reel in box	23	750	0.250	71
		Riser	C6ASRDSxx	UTP	Reel in box	23	750	0.275	66
Cat 6	NEXTSPEED® Category 6 UTP Cable	Plenum	HC6RPxx	UTP	REELEX box	23	550	0.215	70
		Riser	HC6RRxx	UTP	REELEX box	23	550	0.225	68
	NEXTSPEED® Category 6 LINK UTP Cable	Plenum	HC6RPExx	UTP	REELEX box	23	500	0.19	73
		Riser	HC6RRExx	UTP	REELEX box	23	500	0.20	70
Cat 5e	NEXTPOWER Category 5e Limited Power 4 PpOE Cable	Plenum	C5ELPPxx	UTP	Reel in box	22	350	0.23	74
		Riser	C5ELPRxx	UTP	Reel in box	22	350	0.23	71

Shielded Solutions

Cat 6A	NEXTSPEED® ASCENT Category 6A F/UTP Shielded Cable	Plenum	HC6AFTPSPxx	F/UTP	Reel in box	23	600	0.27	69
		Riser	HC6AFTPSRxx	F/UTP	Reel in box	23	600	0.28	66
Cat 6	NEXTSPEED® Category 6 F/UTP Shielded Cable	Plenum	HC6FTPSPxx	F/UTP	Reel in box	23	500	0.28	71
		Riser	HC6FTPSRxx	F/UTP	Reel in box	23	500	0.29	66

Indoor/Outdoor Plenum Rated Solutions

Cat 6A	NEXTSPEED® Ascent Category 6A I/O CMP Cable	Plenum	C6AIOSPBK	UTP	Spool	23	660	0.31	70
Cat 6	NEXTSPEED® Category 6 I/O CMP Cable	Plenum	C6IOSPBK	UTP	Spool	23	555	0.31	70

Outside Plant Solutions

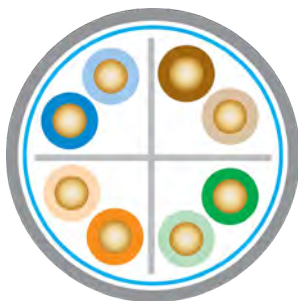
Cat 6A	NEXTSPEED Ascent Category 6A OSP Cable	N/A	C6ASOPBK	F/UTP	Spool	23	500	0.36	67
Cat 6	NEXTSPEED Category 6 OSP Cable	N/A	C6SOPBK	UTP	Spool	24	250	0.27	63

Note: Other delivery options may be available; contact Customer Service.

Cable Conduit Fill Quick Reference Guide

Nominal Cable OD (in)	Conduit Trade Size (in)						
	¾"	1"	1¼"	1½"	2"	3"	4"
0.19	7	11	19	26	43	95	163
0.20	6	11	19	25	42	94	162
0.21	6	10	17	23	38	85	147
0.22	5	9	15	21	35	77	134
0.23	5	8	13	18	30	66	113
0.25	4	7	12	16	27	60	103
0.27	3	6	10	13	22	49	83
0.28	3	5	9	13	21	48	82
0.29	3	5	9	12	20	44	77
0.31	3	4	8	10	17	37	64

Note: Chart designed to be a quick reference guide and not replace full cable fill calculation based on actual size of conduit. Based on 40% initial fill factor.



TEMPERATURE INCREASE AND POWER EFFICIENCY
for a Bundle of 100 Cables with 100W Injected

Temperature Rise in a 100-Cable Bundle	Power Efficiency on 100m at Max Temp
8.2°C	82.8% at 53.2°C

Specifications

- Reduced Diameter Jacket (Plenum) 0.250 O.D.; (Riser) 0.275 O.D.
- Sweep tested to 750MHz
- Conductor: 23 AWG solid bare copper
- 7dB alien crosstalk headroom

Standards

- UL Verified TIA 568.2-D Category 6A cable
- ISO 11801 Class EA Category 6A cable
- UL Listed CMP-LP: 0.6A; CMR-LP: 0.5A
- IEEE 802.3af (PoE), IEEE 802.3at (PoE+), IEEE 802.3bt (4PPoE Type 3 and 4)
- 10BASE-T through IEEE 802.3an 10GBASE-T Ethernet

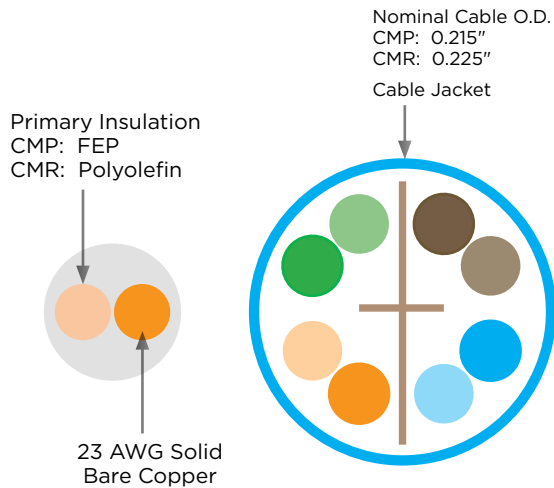
NEXTSPEED® Ascent Category 6A Reduced Diameter (RD) Cable, 1000 Feet

NVP: Plenum 71%, Riser 66%

Color	Plenum		Riser	
	Reel in a Box	Spool	Reel in a Box	Spool
Black	C6ASPDSBK	C6ASPPDSBK	C6ASRDSBK	C6ASPRDSBK
Blue	C6ASPDSB	C6ASPPDSB	C6ASRDSB	C6ASPRDSB
Gray	C6ASPDSGY	C6ASPPDSGY	C6ASRDSGY	C6ASPRDSGY
Green	C6ASPDSGN	C6ASPPDSGN	C6ASRDSGN	C6ASPRDSGN
Orange	C6ASPDSOR	C6ASPPDSOR	C6ASRDSOR	C6ASPRDSOR
Purple	C6ASPDS P	C6ASPPDSP	C6ASRDSP	C6ASPRDSP
Red	C6ASPDSR	C6ASPPDSR	C6ASRDSR	C6ASPRDSR
White	C6ASPDSW	C6ASPPDSW	C6ASRDSW	C6ASPRDSW
Yellow	C6ASPDSY	C6ASPPDSY	C6ASRDSY	C6ASPRDSY



Note: See color chart on page B02.



Specifications

- Overall jacket O.D.: 0.215" (Plenum); 0.225" (Riser)
- Conductor: 23 AWG solid bare copper
- Sweep tested to 550 MHz
- 5dB headroom above Cat6 standards: NEXT, PSNEXT, ACRF, PSACRF

Standards

- ANSI/TIA 568.2-D and ISO/IEC 11801 Class E Category 6 Cabling
- 10BASE-T through 1000BASE-T, 10GBASE-T per TSB-155
- IEEE 802.3af (PoE), IEEE 802.3at (PoE+), IEEE 802.3bt (4PPoE Type 3 and 4)
- UL Listed

NEXTSPEED® Category 6 UTP Cable

NVP: Plenum 70%, Riser 68%

Color	Plenum REELEX® Box	Riser REELEX® Box
Black	HC6RPBK	HC6RRBK
Blue	HC6RPB	HC6RRB
Gray	HC6RPGY	HC6RRGY
Green	HC6RPGN	HC6RRGN
Orange	HC6RPOR	HC6RROR
Pink	HC6RPPK	HC6RRPK
Purple	HC6RPP	HC6RRP
Red	HC6RPR	HC6RRR
White	HC6RPW	HC6RRW
Yellow	HC6RPY	HC6RRY



Specifications

- Overall jacket O.D.: 0.19 (Plenum); 0.20 (Riser)
- Conductor: 23 AWG solid bare copper
- Sweep tested to 500 MHz
- Guaranteed Category 6 performance

Standards

- ANSI/TIA 568.2-D and ISO/IEC 11801 Class E Category 6 Cabling
- 10BASE-T through 1000BASE-T
- IEEE 802.3af (PoE), IEEE 802.3at (PoE+), IEEE 802.3bt (4PPoE Type 3 and 4)
- UL Listed

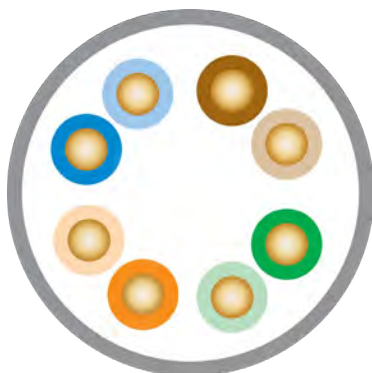
NEXTSPEED® Link 6 UTP Cable

4-pair; NVP: Plenum 73%, Riser 70%

Color	Plenum REELEX® Box	Riser REELEX® Box
Black	HC6RPEBK	HC6RREBK
Blue	HC6RPEB	HC6RREB
Gray	HC6RPEGY	HC6RREGY
Green	HC6RPEGN	HC6RREGN
Orange	HC6RPEOR	HC6RREOR
Pink	HC6RPEPK	HC6RREPK
Purple	HC6RPEP	HC6RREP
Red	HC6RPER	HC6RRER
White	HC6RPEW	HC6RREW
Yellow	HC6RPEY	HC6RREY



Note: Additional packaging options available. Please contact Customer Service or your local Hubbell Territory Manager for more information. REELEX is licensed and patented by Windings Inc.



Specifications

- Overall jacket O.D.: 0.23 (Plenum and Riser)
- Conductor: 22 AWG solid bare copper
- Sweep tested to 350 MHz
- CMP and CMP-LP: 0.6A, FR, low-smoke PVC
- CMR and CMR-LP: 0.5A, FR PVC
- 4PPoE Application Assurance up to 100W
- Maximum temperature rise of 8.5°C when tested to 100W in severe temperature conditions in a bundle of 100 cables
- 88% power efficiency over 100 meters

Standards

- ANSI/TIA 568.2-D and ISO/IEC 11801 Category 5e Cabling
- 10BASE-T through 1000BASE-T
- IEEE 802.3af (PoE), IEEE 802.3at (PoE+), IEEE 802.3bt (4PPoE Type 3 and 4)
- UL/c(UL) Listed, LP Listed

NEXTPOWER Category 5e Limited Power 4PPoE Cable

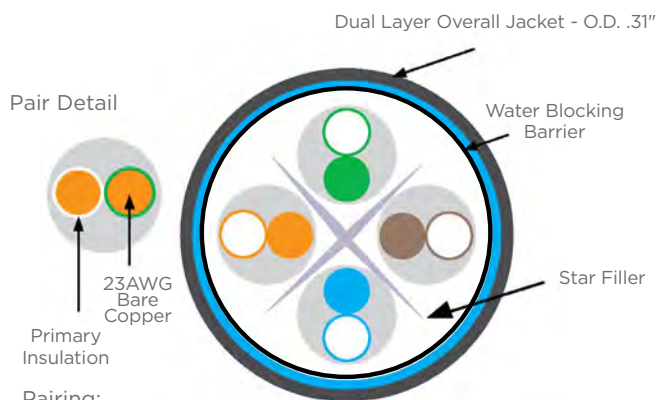
NVP: Plenum 74%, Riser 71%

Color	Plenum Reel in Box	Riser Reel in Box
Black	C5ELPPBK	C5ELPRBK
Blue	C5ELPPB	C5ELPRB
Gray	C5ELPPGY	C5ELPRGY
Green	C5ELPPGN	C5ELPRGN
Orange	C5ELPPOR	C5ELPROR
Purple	C5ELPPP	C5ELPRP
Red	C5ELPPR	C5ELPRR
White	C5ELPPW	C5ELPRW
Yellow	C5ELPPY	C5ELPRY



Note: All category rated cable is packaged in 1000 foot quantities. Made-to-order colors available.

Cable Construction - Category 6A UTP & Category 6 UTP



Pairing:

- a. White blue/blue
- b. White orange/orange
- c. White green/green
- d. White brown/brown

NVP:

- C6AIO SPBK: 70%
- C6IO SPBK: 70%

Features

- Designed for wet environments including below grade in conduit, industrial and harsh environments
- Plenum rated to eliminate transition points
- UV and chemically resistant jacket
- Water blocking barrier protects cable w/o gel
- REACH and RoHS compliant

Temperature Range

- Storage Temp: -40°C to +60°C (-40°F to +140°F)
- Installation Temp: 0°C to 60°C (32°F to +140°F)
- Operation Temp: -40°C to +90°C (-40°F to +194°F)

NEXTSPEED® Category 6A Indoor/Outdoor CMP UTP Cable

Standards & Performance

- c(UL)us Listed Type CMP (NFPA 262), CSA Type FT6
- UL Verified TIA-568-D.2 CAT 6A
- Tested from 1 to 660 MHz 10BASE-T through IEEE 802.3an 10GBASE-T Ethernet
- IEEE 802.3 POE, POE+, 4PPOE

Description

Category 6A, Indoor/Outdoor, 1,000 ft. Spool, Black Jacket

Part No.

C6AIO SPBK

NEXTSPEED® Category 6 Indoor/Outdoor CMP UTP Cable

Standards & Performance


- c(UL)us Listed Type CMP (NFPA 262), CSA Type FT6
- UL Verified TIA-568-D.2 CAT 6
- Tested from 1 to 555 MHz 10BASE-T through IEEE 802.3 5GBASE-T Ethernet
- IEEE 802.3 POE, POE+, 4PPOE

Description

Category 6, Indoor/Outdoor, 1,000ft Spool, Black Jacket

Part No.

C6IO SPBK



Specifications

- Rugged polyolefin outer jacket; nominal O.D.: 0.36"
- Conductor: 23 AWG solid bare copper
- SAP impregnated aramid yarns
- F/UTP construction: polyester backed aluminum foil shield
- Polyolefin inner jacket
- Non-conductive, water-blocking gel
- Increased operating temperature range: -40C to 70 °C (-40F to 158F)

Standards

- TIA 568.2-D Category 6A Cable

NEXTSPEED® Category 6A OSP Outdoor Cable

NVP: 67%

Color
Black

Spool
C6ASOPBK



Specifications

- Rugged polyolefin outer jacket; nominal O.D.: 0.25"
- Conductor: 24 AWG solid bare copper
- Non-conductive, water-blocking gel
- UTP construction
- Increased operating temperature range: -40C to 70 °C (-40F to 158F)

Standards

- TIA 568.2-D Category 6 Cable

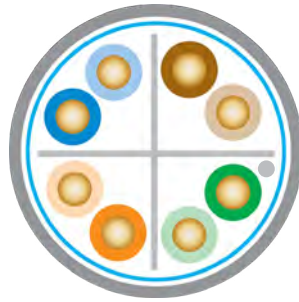
NEXTSPEED® Category 6 OSP Outdoor Cable

NVP: 63%

Color
Black

Spool
C6SOPBK





Specifications

- Outer jacket nominal O.D.: 0.27" (Plenum), 0.28" (Riser)
- Conductor: 23 AWG solid bare copper
- Polyester backed aluminum foil shield
- Application: third party qualified for 10 Gigabit Ethernet transmission IEEE 802.3an
- Qualified for PoE IEEE 802.3bt

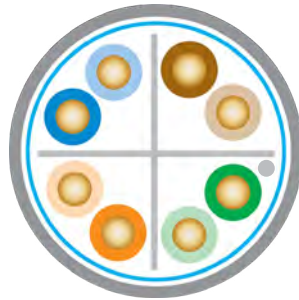
Standards

- UL Verified TIA 568.2-D Category 6A cable
- ISO 11801 Class EA Category 6A cable
- UL Listed CMP-LP: 0.6A; CMR-LP: 0.5A

NEXTSPEED® Ascent Category 6A F/UTP Cable

NVP: Plenum 69%, Riser 66%

Color	Plenum Reel in Box	Riser Reel in Box
Black	HC6AFTPSPBK	HC6AFTP SRBK
Blue	HC6AFTPSPB	HC6AFTP SRB
Green	HC6AFTPSPGN	HC6AFTP SRGN
Gray	HC6AFTPSPGY	HC6AFTP SRGY
Orange	HC6AFTPSPOR	HC6AFTP SROR
Pink	HC6AFTPSPPK	HC6AFTP SRPK
Purple	HC6AFTPSP	HC6AFTP SRP
Red	HC6AFTPSPR	HC6AFTP SRR
White	HC6AFTPSPW	HC6AFTP SRW
Yellow	HC6AFTPSPY	HC6AFTP SRY



Specifications

- Outer jacket nominal O.D.: 0.28 (Plenum); 0.29 (Riser)
- Conductor: 23 AWG solid bare copper
- Polyester backed aluminum foil shield

Standards

- TIA 568.2-D Category 6 cable
- ISO 11801 Class E Category 6 cable
- UL Listed



NEXTSPEED® Ascent Category 6 F/UTP Cable


NVP: Plenum 71%, Riser 66%

Color	Plenum Reel in Box	Riser Reel in Box
Black	HC6FTPSPBK	HC6FTP SRBK
Blue	HC6FTPSPB	HC6FTP SRB
Green	HC6FTPSPGN	HC6FTP SRGN
Gray	HC6FTPSPGY	HC6FTP SRGY
Orange	HC6FTPSPOR	HC6FTP SROR
Pink	HC6FTPSPPK	HC6FTP SRPK
Purple	HC6FTPSP	HC6FTP SRP
Red	HC6FTPSPR	HC6FTP SRR
White	HC6FTPSPW	HC6FTP SRW
Yellow	HC6FTPSPY	HC6FTP SRY





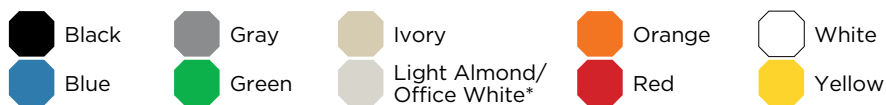
Hubbell iSTATION products provide a consistent and practical solution for delivering all types of connections. The Hubbell iSTATION system enables convergence by locating AV solutions where you need them, from the floor to the ceiling, or the wall to the furniture. The Hubbell iSTATION approach makes adding a connection effortless while maintaining a clean, uniform look.



Index

Digital AV Over UTP	F03
HDMI Cabling and Connections	F05
Frames, Modules and AV Wallboxes	F06
Frames and AV Wallboxes	F07
Frames and Modules	F08
Video Connections	F09
Audio Connections	F10
Unlimited Voice, Data and AV Connection Delivery	F11

Color Chart:



Note: Light Almond is the same color as Office White.



Long Range
HDMI 4K,
IR, USB 2.0,
Extender



Termination

Quick, reliable 110 punch down termination.



4K UHD Extension

Supports high resolution displays up to 328 feet (100m) away from the source equipment.

- Uncompressed HDMI 2.0 (18Gbps - 4K @ 60Hz 4:4:4)
- Video maximum support: 4K: 4096x2160 OR
- 3840 x 2160p @ 60Hz



Standard Opening

Decorator or Hubbell iSTATION snap-in.

Features



- Locating a display device up to 328 feet (100m) away is as simple as pulling one CAT6A cable to a drop
- Terminate with one Category 6A UTP or shielded, plenum or non-plenum cable
- Auto-switching transmitters supports up to three inputs over one cable run
- HDMI 19-pin, Type A, female connector, gold plated 2μ"

Standards

- Listed UL 60950-1
- USB 2.0 high speed
- HDMI
- RoHS compliant



In-Wall AV
Power Supply



Rear 5V DC Leads

Powers AV components in the wall for a clean, professional appearance.



Integrated Power Supply

Switchable 5V DC 5A power supports multiple devices.



USB Charging Port

Charging convenience and device power; green LED power indicator.

Specifications



- Electrical ratings: 15A, 125V AC
- Input voltage: 125V AC, 60Hz
- Output voltage: 5A, 5V DC
- Circuit feed-through 20A, 125V

Standards

- cULus listed to UL498 and UL1310



①



③



④



⑤



⑥

Specifications

- Punch down 110 style termination
- Connectors: HDMI 19-pin, Type A, female connector, gold plated 2μ"
- IDC Contact: phosphor bronze with tin plating over nickel under plating
- Material: powder coated cold rolled steel and high-impact thermoplastic

4K UHD HDBaseT™ Frames and Modules

4K HDMI, USB, 3.5mm audio, IR extender, black, single 4-pair, CAT6A, UTP cable installation, up to 328ft (100m); 5V DC Power Supply required on each end (sold separately)

Description	Catalog No.
Kit	① ISFHD5BK
Transmitter	ISFHT5BK
Receiver	ISFHDR5BK

HDBaseT™ AV Switching Transmitters

Auto-switching AV HDBaseT transmitters with USB, IR, black, single 4-pair UTP cable installation; combine with ISFHDR5BK to complete system; 5V DC power supply required on each end (sold separately)

Description	Catalog No.
(1) VGA, (1)HDMI Transmitter	③ ISFHDT421BK
(3) HDMI Transmitter	ISFHDT431BK

Tamper-Resistant Receptacle with 5V DC Output

Description	Color	Catalog No.
USB charger	Black	AVPS152BK
TR receptacle,	Ivory	AVPS152I
(1) USB port 5A,	Gray	AVPS152GY
5V DC output,	Office White	AVPS152LA
15A, 125V AC	White	⑤ AVPS152W
decorator duplex		

HDMI Patch Cords

24AWG, black, non-plenum

Description	Catalog No.
3 foot	⑥ HCH03BK
6 foot	HCH06BK
10 foot	HCH10BK

USB 2.0 High Speed 110 Extenders, 100ft

Description	Color	1.5 Unit Module
4-pair UTP cable installation, 5V DC up to 100ft (305m)	Black	IMU11015BK
	Ivory	IMU11015EI
	Gray	IMU11015GY
	Office White	④ IMU11015OW
	White	IMU11015W

Note: Includes send and receive pair and 5V DC power supply.

External 5V DC Power Supply

Catalog No.	HDMIDC5V2
-------------	-----------

Infrared Emitter and Receiver Kit

Catalog No.	AVIR
-------------	------

AV Panel

Flat, 2U, (8) single gang decorator openings, horizontal mount, black	HPD8
---	------

HDBaseT is a trademark of the HDBaseT Alliance. See color chart on page F02. Modules and frames are featured on pages F05-F07.



4K @ 60 Hz Active Optical HDMI Cables

Description	Catalog No.
HDMI, AOC, Black, 20 ft.	HCHX20BK
HDMI, AOC, Black, 30 ft.	HCHX30BK
HDMI, AOC, Black, 60 ft.	HCHX60BK
HDMI, AOC, Black, 100 ft.	HCHX100BK

High Speed HDMI Patch Cables

Description	Catalog No.
High Speed, HDMI Patch Cord, Black, 3 ft.	HCH03BK
High Speed, HDMI Patch Cord, Black , 6 ft.	HCH06BK
High Speed, HDMI Cord, Black, 10 ft.	HCH10BK

HDMI 4K Connectors for IMB and ISFB Series Blanks



Color	HDMI Keystone Feed-Thru	HDMI Feed-Thru Coupler	HDMI Feed-Thru 3-Inch Tail
Black	SFHC14BK	HDMIC14	HDMIT14
White	SFHC14W	–	–

HDMI Active Optical Cables

Features

- 4K High Speed HDMI Transmission
- Small diameter flexible cable helps with installation
- Plenum rated, installs in any environment
- Micro-USB connection and optional 5VDC adapter kit boost power
- Source and display connector labels identify proper installation direction

4K @ 60 Hz Active Optical HDMI Cables

- 18 Gbps High Speed
- Maximum resolution: 4K (4096 × 2160 or 3840 × 2160) at 30 or 60Hz; 4:4:4 chroma
- HDCP 2.2; EDID; CEC; FCC
- Diameter: 5.2 ± 0.2 mm
- Plenum rated
- Bending radius: 0.8 in. (20 mm)
- Operating temperature: 32-131° F (0-55° C)
- Gold Plated HDMI Type A Male Connectors

HDMI Patch Cables

- HDMI 4K@ 60 Hz
- 18 Gbps High Speed with Ethernet
- Thin 6mm±0.2, High Flex

5V DC Power Adapter Kit

Description	Catalog No.
5V DC Power Kit for Active Optical Cords	HDMIDC5V2

Note: Optional 5VDC adapter kit, sold separately, is recommended for use with HDMI AOC cables to maximize signal transmission and bandwidth.

HDMI 4K Decorator Frames



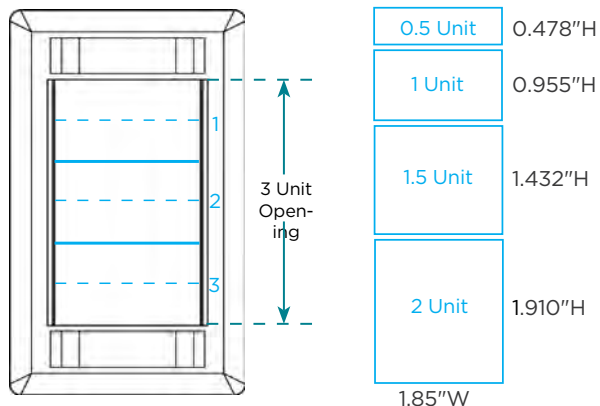
Color	1-Port	2-Port
Black	NS801BK	NS802BK
Ivory	NS801I	NS802I
Gray	NS801GY	NS802GY
Light Almond	NS801LA	NS802LA
White	NS801W	NS802W

Note: Modules and frames are featured on pages F05-F07.

Hubbell iSTATION Multi-Service Frame



Hubbell iSTATION Frames accept three units of module combinations in a single-gang opening.




Specifications



- Decorator versions: UL Rated for power
- One to four gang
- Compatible with all Hubbell iSTATION modules and keystone connections
- Supplied with paper labels, clear covers and color-matched screw covers


Gangable AV Wallbox



Gangable
Design allows for an infinite number of options.



Multi-Service
Ideal for delivering power, low voltage and AV in the same box.



Capacity
4-inch depth accommodates large cables and bend radii.

Specifications



- 2- and 3-gang options
- Knockouts from 1/2 inch up to 2 inch
- NEMA spaced device mounting accepts industry standard wallplates
- Raised ground provisions in each gang
- 4 inches deep to accept practically device



Hubbell iSTATION Modular Face Plate Frames

Single-service, low voltage

Color	1-Gang	2-Gang	3-Gang	4-Gang
Black	IMF1BK	IMF2BK	IMF3BK	IMF4BK
Ivory	IMF1EI	IMF2EI	IMF3EI	IMF4EI
Gray	IMF1GY	IMF2GY	IMF3GY	IMF4GY
Office White ①	IMF1OW	IMF2OW	IMF3OW	IMF4OW
White	IMF1W	IMF2W	IMF3W	IMF4W

Multi-service, power and low voltage

Color	2-Gang Decorator	1-Gang Decorator 1-Gang iSTATION	1-Gang Decorator 2-Gang iSTATION	1-Gang Decorator 3-Gang iSTATION	2-Gang Decorator 2-Gang iSTATION
Black	IMFP2BK	IMFP1D1BK	IMFP1D2BK	IMFP1D3BK	IMFP2D2BK
Ivory	IMFP2EI	IMFP1D1EI	IMFP1D2EI	IMFP1D3EI	IMFP2D2EI
Gray	IMFP2GY	IMFP1D1GY	IMFP1D2GY	IMFP1D3GY	IMFP2D2GY
Office White ②	IMFP2OW	IMFP1D1OW	IMFP1D2OW	IMFP1D3OW	IMFP2D2OW
White	IMFP2W	IMFP1D1W	IMFP1D2W	IMFP1D3W	IMFP2D2W

Hubbell iSTATION Stainless Steel Wallplates

1-Gang	2-Gang	3-Gang	4-Gang
IMSS1	③ IMSS2	IMSS3	IMSS4

Delivery Bezels and Modules

Color	Raceway Bezel	Hubbell iSTATION Bezel for Third-Party Raceway
Black	-	-
Ivory	-	-
Gray	KPIMBZGY	HWAPLGY
Office White ④	KPIMBZOW	HWAPLOW
White	-	HWAPLW

Third-Party Raceway Modules

Unloaded, 2-port, 10-pack

Color	Catalog No.
Black	HWM2KBK10
Ivory*	HWM2KI10
Gray ⑤	HWM2KGY10
White	HWM2KW10

Note: *Matches Hubbell Office White.

Two and Three Gangable AV Wallboxes

Box	Dimensions	Top Knockouts	Bottom Knockouts	Back Knockouts	Catalog No.
2-Gang, 2" KO, 54in3 capacity	H: 4.21" W: 4.06" D: 4.0"	(2) ½" (2) ½" - ¾" TKO*	(1) 1", 1¼", 1½" and 2"	(2) ½" - ¾" TKO	HBL985
3-Gang, 2" KO, 79in3 capacity	H: 4.21" W: 5.87" D: 4.0"	(3) ½" (3) ½" - ¾" TKO*	(1) ½" (1) ½" - ¾" TKO* (1) 1", 1¼", 1½" and 2"	(3) ½" - ¾" TKO	⑥ HBL986

*TKO (tangential knockout)

Low Voltage AV Wallbox Partitions

Compatible With	Description	Quantity	Catalog No.
HBL985 and HBL986	Solid divider	1	HBL989
	With pass-thru capability	1	HBL989AVD



Keystone Modules, Unloaded

Color	1 Unit		1.5 Unit			
	Flat, 1-Port	Flat, 2-Port	Angled, 1-Port	Angled, 2-Port	Recessed, Angled, 1-Port	Recessed, Angled, 2-Port
Black	IM1K1BK	IM2K1BK	IM1KA15BK	IM2KA15BK	IM1IA15BK	IM2IA15BK
Ivory	IM1K1EI	IM2K1EI	IM1KA15EI	IM2KA15EI	IM1IA15EI	IM2IA15EI
Gray	IM1K1GY	IM2K1GY	IM1KA15GY	IM2KA15GY	IM1IA15GY	IM2IA15GY
Office White ①	IM1K1OW	IM2K1OW	IM1KA15OW	IM2KA15OW	IM1IA15OW	IM2IA15OW
White	IM1K1W	IM2K1W	IM1KA15W	IM2KA15W	IM1IA15W	IM2IA15W

Blank HD15/9-Pin or HDMI Modules

Color	1 Unit	1.5 Unit
	Flat, HD15/9-Pin or HDMI	Angled, HD15/9-Pin or HDMI
Black	IMBDS1BK	IMBDSA15BK
Ivory	IMBDS1EI	IMBDSA15EI
Gray	IMBDS1GY	IMBDSA15GY
Office White ②	IMBDS1OW	IMBDSA15OW ③
White	IMBDS1W	IMBDSA15W

Blank HD15/9-Pin or HDMI Frames

Color	1-Port	Recessed, 1-Port	2-Port
	Black	ISFB15BK	ISFBR15BK
Ivory	ISFB15EI	ISFBR15EI	ISFB215EI
Gray	ISFB15GY	ISFBR15GY	ISFB215GY
Office White ④	ISFB15OW	ISFBR15OW	ISFB215OW
White	ISFB15W	ISFBR15W	ISFB215W

Blank Modules

Color	0.5 Unit	1 Unit	1.5 Unit
	Black	IMB05BK	IMB1BK
Ivory	IMB05EI	IMB1EI	IMB15EI
Gray	IMB05GY	IMB1GY	IMB15GY
Office White	IMB05OW	IMB1OW ⑤	IMB15OW
White	IMB05W	IMB1W	IMB15W

SC Angled Modules

Color	1.5 Unit, 1 Duplex	2 Unit, 2 Duplex
	Black	IM1SCA15BK
Ivory	IM1SCA15EI	IM2SCA2EI
Gray	IM1SCA15GY	IM2SCA2GY
Office White ⑥	IM1SCA15OW	IM2SCA2OW
White	IM1SCA15W	IM2SCA2W

Note: Light Almond is the same color as Office White; see color chart on page F02.

RJ-45 Couplers

Female to female couplers



Housing Color	Category 6A, Pass-Thru	Category 6, Pass-Thru	Category 5e, Pass-Thru	Category 6, Shielded Pass-Thru
Black	SFC6ABK	SFC6BK	SFC5EBK	Lead free tinned shield SFSC6
White	SFC6AW	SFC6W	SFC5EW	

USB Connectors

Pass-thru, female to female couplers



Housing Color	USB 3.0, A to A	USB 3.0, A to B	USB 2.0, A to A	USB 2.0, A to B
Black	SFUSBAA3BK	SFUSBAB3BK	–	–
Blue	–	–	SFUSBAAB	SFUSBABB
Office White	–	–	SFUSBAAOW	SFUSBABOW
White	–	–	SFUSBAAW	SFUSBABW

F-Type Connectors

Pass-thru, F/F coupler



Color	Nickel	Gold	2GHz
	2GHz	3GHz	2GHz
Black	SFFBX	SFF3GBK	SFFGBK
Ivory	SFFEX	SFF3GEI	SFFGEI
Gray	SFFGX	SFF3GGY	SFFGGY
Office White	SFFX	SFF3GOW	SFFGOW
White	SFFWX	SFF3GW	SFFGW

F-Connector Plug

Catalog No.
FRG625

Compression termination; RG6 cable; 25-pack



Blank Connectors

10-pack



Color	Blank Connector	Smooth Blank Connector
Black	SFBB10	SFSBBK10
Ivory	SFBE10	SFSBEI10
Gray	SFBG10	SFSBGY10
Light Almond*	–	SFSBLA10
Office White*	SFB10	–
White	SFBW10	SFSBW10

Note: *Light Almond is the same color as Office White. See color chart on page F02.

3.5mm Stereo Jacks



Color	3.5mm to Screw Terminal	3.5mm Pass-Thru, F/F Coupler	3.5mm Pass-Thru, Gold, F/F Coupler
Black	SF35STBK	SF35FFBK	–
Office White	SF35STOW	SF35FFOW	SF35GFFOW
White	SF35STW	SF35FFW	SF35GFFW

1/4" Stereo Jack

Solder



Color	Catalog No.
Black	SF14SJBK
Ivory	SF14SJEI
Gray	SF14SJGY
Office White	SF14SJOW
White	SF14SJW

Speaker Post Connectors

Screw termination, gold



Color	Black	Red
Black	SFSPGBKBK	SFSPGRBK
Ivory	SFSPGBKEI	SFSPGREI
Gray	SFSPGBKGY	SFSPGRGY
Office White	SFSPGBKOW	SFSPGROW
White	SFSPGBKW	SFSPGRW

Speaker Banana Plugs

Screw termination, gold



	Black	Red
10-pack	SPPBK10	SPPR10

Note: See color chart on page F02.




On the Wall

Wallplates
Refer to Section T



In the Wall

Flat Panel/White Board
Enclosures
Refer to Section V



On the Furniture

Furniture Plates
Refer to Section B



In the Furniture

Table Top Boxes
Refer to Section R



On the Floor

Floor Boxes
Refer to Section R



In the Floor

Fire-Rated Poke-Throughs
Refer to Section R



On the Surface

Metallic and Non-
metallic Raceway
Refer to Section S



On the Surface

Surface Mount Boxes
Refer to Section B



On the Rack

UDX Modular Panels
Refer to Sections K and N



In the Cabinet

UDX Modular Panels
Refer to Section O




In the Ceiling

Multimedia Enclosures
Refer to Section N

FIBER

Connectivity

FiberHubb connectivity products offer a modular, standards-compliant solution for enterprise and data center cabling infrastructure. FiberHubb features a wide range of pre-terminated data center interconnect products, along with a complete line of field installable PROclick® and splice-on connectors. A full complement of FSP adapter panels, and MPO, Splice, and Splitter cassettes to deliver a complete end to end solution.



Index

Pre-Polished Connectors G03
 Fusion Splice Connectors G04
 MPO Cassettes, Standard G05
 MPO Cassettes, Standard G06
 LGX Max™ Series MPO Cassettes G07
 Splice Cassettes and Splitters G08
 MPO Cassettes and Panels, H4 Series, 4-Across G09
 FSP Adapter Panels, Standard, 3-Across G10
 FSP Adapter Panels, Standard G11
 FSP Adapter Panels, Special, 3-Across G12
 Keystone Adapter Snap Fittings G13
 LC and SC Adapters G15
 Specialty Adapters G16
 Termination Tools and Accessories G17
 Advanced Fiber Cleaning Supplies G19
 FiberHubb Passive Optical LAN (POL) Components G20

Color Chart:





Standards

- ANSI/TIA-568.3
- TIA-604-FOCIS
- Telcordia GR-326-CORE

Pre-Polished Connectors

900 μM cable, 10mm cleave length

LC PROclick®

Color	Fiber Type	12-Pack	100-Pack
Aqua	50μM, OM3/OM4	① FCLC900K50GM12	FCLC900K50GM100
Beige	62.5μM, OM1	FCLC900K62M12	–
Black	50μM, OM2	FCLC900K50M12	–
Blue	SM, OS2	FCLC900KSM12	FCLC900KSM100



SC PROclick®

Color	Fiber Type	12-Pack	100-Pack
Aqua	50μM, OM3/OM4	FCSC900K50GM12	FCSC900K50GM100
Beige	62.5μM, OM1	② FCSC900K62M12	–
Black	50μM, OM2	FCSC900K50M12	–
Blue	UPC SM, OS2	FCSC900KSM12	FCSC900KSM100
Green	APC SM, OS2	FCSC900KASM12	–



ST 2Click®

Color	Fiber Type	12-Pack
Aqua	50μM, OM3/OM4	FCST50GM12
Beige	62.5μM, OM1	FCST62M12
Black	50μM, OM2	FCST50M12
Blue	SM, OS2	③ FCSTSM12



PROclick® Fiber Tool Kit

Description

Includes: cleave and strip tools, scissors, pocket visual fault locator, launch cord, adapter insert and bullet, clamp, work mat, cleaning fluid and wipes, safety glasses, case
(see page G17 for more detail)

Catalog No.

OFPROKT1



Tools

Description

Fiber Cleavers
Multimode only, score and snap style
SM or MM fiber, precision, with case

Visual fault locator (ST, SC, LC); use during termination for optimum test results

Catalog No.

OFCLV3

④ OFCLV5

⑤ OFVFLKT1




Four Easy Termination Steps



Strip



Wipe




Cleave



Insert and Click

Note: See color chart on page G02. For termination tools and accessories, see page G17. Cleave tool OFCLV3 suitable for multimode only. Visual Fault Locator OFVFLKT1 recommended during termination. Precision cleave tool OFCLV5 required for singlemode terminations. Use precision cleave tool for optimum performance.



Standards

- ANSI/TIA-568.3
- TIA-604-FOCIS
- Telcordia GR-326-CORE

Fusion Splice-On Connectors

"10-Pack



Fiber Type	Connector Style			
	LC	SC	ST	FC
OM3/OM4 Multimode 50	FCLCF900M50GBP	FCSCF900M50GBP	FCSTF900M50GBP	FCFCF900M50GBP
OM2 Multimode 50	FCLCF900M50BP	FCSCF900M50BP	FCSTF900M50BP	FCFCF900M50BP
OM1 Multimode 62.5	FCLCF900M62BP	FCSCF900M62BP	FCSTF900M62BP	FCFCF900M62BP
OS2 Singlemode UPC	FCLCF900SMBP	FCSCF900SMBP	FCSTF900SMBP	FCFCF900SMBP
OS2 Singlemode APC	FCLCF900SMABP	FCSCF900SMABP	–	FCFCF900SMABP

Note: Pack of 10 connectors, each in a protective blister pack with cleave protector, 900um boot and splice sleeve. Compatible with fusion splicers having a removable fiber holder (see application chart below). Holder fixer (splice sled) required (sold separately, see application table below.) Hubbell fusion splice heat shrink oven (FCSPHISOVEN) required for ST/FC Style connectors.

Fusion Splice Heat Shrink Oven

Catalog No.

FCSPHISOVEN



Note: Required for ST/FC Connectors. Optional for LC/SC Type connectors.

Splice Connector Sled Application Chart

Fusion Splicer Manufacturer	Fusion Splicer Model No.	Metal Connector Fixture Catalog No.
AFL/Fujikura	12S, 17S, 18S, 19S, 31S 41S, 60S, 62S, 70S, 90S	FCSPHFXTPA
OFS/Fitel®	S123, S153, S178 Ninja, S179	FCSPHFXTPF FCSPHFXTPF2
Sumitomo®	Q101, Q102, T56 QH201, Type 66, Type 39	FCSPHFXTPS
FiberFox	Mini 6S, Mini 4S, Mini 5C	FCSPHFXTCA3
FIS	AC4, AC5 CA3 CA6	FCSPHFXTPAC4 FCSPHFXTPCA3 FCSPHFXTPS



Note: Sumitomo is a registered trademark of Sumitomo Electric Lightwave. Fitel is a registered trademark of Furukawa Electric Co., LTD.

Standard MPO 12-Port LC Duplex Cassettes

Type A polarity (straight through, pin 1 to pin 1) MPO input: (1) MPO male pinned receptacle



Fiber Type	OM4	OM4	OM3	OM2	OM1	OS2
Adapter Color	Aqua	Violet	Aqua	Black	Beige	Blue
Catalog No.	OCLC50G4	OCLC50G4VI	OCLC50G	OCLC50	OCLC62	OCLCSM

Standard MPO 24-Port LC Duplex Cassettes

Type A polarity (straight through, pin 1 to pin 1) MPO input: (2) MPO male pinned receptacles



Fiber Type	OM4	OM4	OM3	OM2	OM1	OS2
Adapter Color	Aqua	Violet	Aqua	Black	Beige	Blue
Catalog No.	OCLCD50G4	OCLCD50G4VI	OCLCD50G	OCLCD50	OCLCD62	OCLCDSM

Standard MPO 24-Port LC Quad Cassettes

Type A polarity (straight through, pin 1 to pin 1) MPO input: (2) MPO male pinned receptacles



Fiber Type	OM4	OM4	OM3	OM2	OM1	OS2
Adapter Color	Aqua	Violet	Aqua	Black	Beige	Blue
Catalog No.	OCLCQ50G4	OCLCQ50G4VI	OCLCQ50G	OCLCQ50	OCLCQ62	OCLCQSM

Note: See color chart on page G02.

Standard MPO 12-Port LC Duplex Cassettes

Type C polarity (crossed pairs, pin 1 to pin 2)
MPO input: (1) MPO male pinned receptacle



Fiber Type	OM4	OM4
Adapter Color	Aqua	Violet
Catalog No.	OCLC50G4C	OCLC50G4CVI

Standard MPO 24-Port LC Duplex Cassettes

Type C polarity (crossed pairs, pin 1 to pin 2)
MPO input: (2) MPO male pinned 12-fiber receptacles



Fiber Type	OM4	OM4
Adapter Color	Aqua	Violet
LC Duplex	OCLCD50G4C	OCLCD50G4CVI
LC Quad	OCLCQ50G4C	OCLCQ50G4CVI

Standard MPO 40G to 10G Break-Out Cassettes

MPO input: (1) MPO 8-fiber male pinned receptacle
Output: 4 x 10G LC duplex



Fiber Type	OM4	OM4
Adapter Color	Aqua	Violet
Catalog No.	OCLCD40G8	OCLCD40G8VI



①



②



③

Standard MPO Legacy SC, ST, and MT-RJ 12-Port Cassettes

Type A polarity (straight through, pin 1 to pin 1) MPO input: (1) MPO male pinned receptacle

Fiber Type	OM4	OM3	OS2
Adapter Color	Aqua	Aqua	Blue
SC Duplex	① OCSC50G4	② OCSC50G	③ OCSCSM
ST Duplex	-	-	OCSTSM
MT-RJ	-	OCRJ50G	-

MPO Channel Polarity and Gender Guidelines for New Installations

Application	Lane Format	Equipment MPO Ports	MPO Trunk Polarity	MPO Trunk Gender	MPO Patch Cord Polarity	MPO Patch Cord Gender
40GBASE-SR4	1 row of 8 fibers	Male	Type B	Male	Type B	Female
100GBASE-SR10	2 rows of 10 fibers	Male	Type A2	Male	Type A2	Female
100GBASE-SR4	1 row of 8 fibers	Male	Type B	Male	Type B	Female
200GBASE-SR4	1 row of 8 fibers	Male	Type B	Male	Type B	Female
400GBASE-SR16	2 rows of 16 fibers	Male	Type A2	Male	Type A2	Female

Note: Type A2 polarity is straight mapping from top row to bottom row. See Technical Section for details on 40G/100G migration from legacy MPO cabling.

Note: See color chart on page G02.



LGX Max™ Series CS Cassettes

FIBERHUBB LGX Max Series Cassettes utilize the latest in ultra compact duplex connector technology to make ultra high density easily accessible. CS Connector technology allows 36 fiber ports in a single LGX cassette.

Compatibility

- FCR Rackmount Series
- FTR 3 Across Series
- OFPNL Series



FIBERHUBB LGX Max Series Cassettes with CS Connector technology allows 36 fiber ports in a single LGX cassette.

LGX Max Series Cassettes

Fiber Type	CS Ports (front)	Fibers (front)	MPO Ports (rear)	Catalog No.
OS2	18	36	3	OCCSSM
OM3/OM4	18	36	3	OCCSM34

Note: Type A Polarity (straight through, pin 1 to pin 1).



LGX Max™ Series SN Cassettes

FIBERHUBB LGX Max Series Cassettes utilize the latest in ultra compact duplex connector technology to make ultra high density easily accessible.

SN Connector technology allows 72 fiber ports in a single LGX cassette.

Compatibility

- FCR Rackmount Series
- FTR 3 Across Series
- FPR3SP Series
- OFPNL Series




LGX Max Series Cassettes

Fiber Type	SN Ports (front)	Fibers (front)	MPO Ports (rear)	Catalog No.
OS2	36	72	6	OCSNSM
OM3/OM4	36	72	6	OCSNM34

Note: Type A Polarity (straight through, pin 1 to pin 1).

Splice Cassettes

Adapter Type	Fiber Type	Fiber Strand Count	Adapter Color	Catalog No.
LC	OM4/OM3	12	Aqua	⑨ OCSPLCD12M4
	OS2 SM	12	Blue	⑩ OCSPLCD12S2
	OM4/OM3	6	Aqua	⑪ OCSPLCD6M4
	OS2 SM	6	Blue	⑫ OCSPLCD6S2
	OM4/OM3	24	Aqua	⑬ OCSPLCQ24M4
	OS2 SM	24	Blue	⑭ OCSPLCQ24S2
SC/APC	OS2 SM	6	Green	OCSPSCA6S2
SC	OM4/OM3	12	Aqua	OCSPSCD12M4
	OS2 SM	12	Blue	OCSPSCD12S2
	OM4/OM3	6	Aqua	OCSPSCD6M4
	OS2 SM	6	Blue	OCSPSCD6S2
LC/APC	OS2 SM	6	Green	⑮ OCSPLCDA6S2
		12	Green	⑯ OCSPLCDA12S2
SC/APC	OS2 SM	12	Green	OCSPSCDA12S2
LC w/Ribbon tray	OM4/OM3	12	Aqua	OCSPLCD12M4R
	OS2 SM	12	Blue	OCSPLCD12S2R
	OM4/OM3	24	Aqua	OCSPLCQ24M4R
	OS2 SM	24	Blue	OCSPLCQ24S2R



Note: OCSPL splice cassettes are only compatible with FCR enclosures (excluding FCR2U9SP), FTR 3-across units, and OFPNL1U3SP(M).
 *H4 Series cassettes and panels are compatible only with H4 Series rack mount panels and enclosures. See page J08 for product compatibility.

Splitter Cassettes LGX

Adapter Type	Fiber Type	Input x Output	Catalog No.
SC/APC	OS2 SM	1 x 2	OCSCA1X2P2
		1 x 4	⑨ OCSCA1X4P2
		1 x 8	OCSCA1X8P3
		1 x 16	⑩ OCSCA1X16P3
		2 x 8	OCSCA2X8P3



Splitter Panels

1U, 19-inch

Adapter Type	Fiber Type	Input x Output	Catalog No.
SC/APC	OS2 SM	1 x 16	⑪ OFFNLSCA1X16P3
		1 x 32	OFFNLSCA1X32P3
		2 x 16	OFFNLSCA2X16P3
		2 x 32	OFFNLSCA2X32P3



Fiber connectivity – Section G



H4 Series 4-Across Panel Applications*

H4 Series MPO 24-Port LC Quad Cassettes

Type A polarity (straight through, pin 1 to pin 1)
MPO input: (2) MPO male pinned receptacles



Fiber Type	OM4	OM4	OM3	OS2
Adapter Color	Aqua	Violet	Aqua	Blue
Catalog No.	OCLCQG4H4	OCLCQG4H4VI	OCLCQG3H4	OCLCQSMH4

H4 Series MPO 40G to 10G Break-Out Cassettes

Input: MPO 8-fiber 40G pinned male receptacle; Output: 4 x 10G LC duplex



Fiber Type	OM4	OM4
Adapter Color	Aqua	Violet
Catalog No.	OCLCD40G8H4	OCLCD40G8H4VI

H4 Series 24-Port LC Quad Panels

Zirconia ceramic



Application	OM3 and OM4	OM4	OS2	OS2	Blank Panel
Adapter Color	Aqua	Violet	Blue	Yellow	-
Catalog No.	FSPLCQS6H4AQ	FSPLCQS6H4VI	FSPLCQS6H4B	FSPLCQS6H4Y	FSPBH4

H4 Series MPO 6-Port Adapter Panels, Standard and Reversed Polarity

Supports 40G/100G MPO channel migration



Adapter Color	Aqua	Violet	Green	Gray (Reversed Polarity)
Catalog No.	FSPMTPH4AQ6	FSPMTPH4VI6	FSPMTPH4GN6	FSPMTPH4RPGY6


Note: Standard polarity is key-up to key-down. Reversed polarity is key-up to key-up. See chart on page G07 and specification sheet for 40G/100G gender and polarity guidelines.

Note: *H4 Series cassettes and panels are compatible only with H4 Series rack mount panels and enclosures. See page J05 for product compatibility.

LC Duplex FSP Adapter Panels

Zirconia ceramic; single/multimode

	① LC 6-Port (3 LC Duplex)	② LC 12-Port (6 LC Duplex)	③ LC 24-Port (12 LC Duplex)
Aqua	FSPNLCDS3AQ	FSPNLCDS6AQ	FSPNLCDS12AQ
Beige	FSPNLCDS3BE	FSPNLCDS6BE	FSPNLCDS12BE
Black	FSPNLCDS3BK	FSPNLCDS6BK	FSPNLCDS12BK
Blue	FSPNLCDS3B	FSPNLCDS6B	FSPNLCDS12B
Green	FSPNLCDS3GN	FSPNLCDS6GN	FSPNLCDS12GN
Orange	FSPNLCDS3OR	FSPNLCDS6OR	FSPNLCDS12OR
Red	FSPNLCDS3R	FSPNLCDS6R	FSPNLCDS12R
Violet	FSPNLCDS3VI	FSPNLCDS6VI	FSPNLCDS12VI
Yellow	FSPNLCDS3Y	FSPNLCDS6Y	FSPNLCDS12Y



LC Quad FSP Adapter Panels

Zirconia ceramic; single/multimode

Color	④ LC 12-Port (3 LC Quad)	⑤ LC 24-Port (6 LC Quad)
Aqua	FSPNLCQS3AQ	FSPNLCQS6AQ
Beige	FSPNLCQS3BE	FSPNLCQS6BE
Black	FSPNLCQS3BK	FSPNLCQS6BK
Blue	FSPNLCQS3B	FSPNLCQS6B
Green	FSPNLCQS3GN	FSPNLCQS6GN
Orange	FSPNLCQS3OR	FSPNLCQS6OR
Red	FSPNLCQS3R	FSPNLCQS6R
Violet	FSPNLCQS3VI	FSPNLCQS6VI
Yellow	FSPNLCQS3Y	FSPNLCQS6Y



SC Duplex FSP Adapter Panels

Zirconia ceramic; single/multimode

Color	⑥ SC 6-Port (3 SC Duplex)	⑦ SC 12-Port (6 SC Duplex)
Aqua	FSPNSCDS3AQ	FSPNSCDS6AQ
Beige	FSPNSCDS3BE	FSPNSCDS6BE
Black	FSPNSCDS3BK	FSPNSCDS6BK
Blue	FSPNSCDS3B	FSPNSCDS6B
Orange	FSPNSCDS3OR	FSPNSCDS6OR
Red	FSPNSCDS3R	FSPNSCDS6R
Yellow	FSPNSCDS3Y	FSPNSCDS6Y



Note: See color chart on page G02.

SC Simplex

Blue

Description	Zirconia Ceramic Sleeve
SC 6-port (6 SC)	① FSPNSCSS6
SC 8-port (8 SC)	FSPNSCSS8
SC 12-port (12 SC)	FSPNSCSS12



①

FC Simplex

Nickle Plate

Description	Zirconia Ceramic Sleeve
FC 6-port (6 FC)	② FSPNFC6
FC 8-port (8 FC)	FSPNFCSS8



②

SC Simplex, APC

Green

Description	Zirconia Ceramic Sleeve
SC 6-port (6 SC)	③ FSPNSCA6
SC 8-port (8 SC)	FSPNSCA8
SC 12-port (12 SC)	FSPNSCA12



③

MT-RJ

Description	Catalog No.
MT-RJ 6-port, Black	FSPNMTRJ6
MT-RJ 8-port, Black	FSPNMTRJ8

ST-Style Simplex

Yellow

Description	Zirconia Ceramic Sleeve
ST-style 6-port	④ FSPNSTSS6
ST-style 8-port	FSPNSTSS8



④

JACK-PACK®, Unloaded

Description	Catalog No.
Keystone 4-port	⑤ FSPNHD4X
Keystone 6-port	FSPNHD6X

Note: *Will not fit into FTU2 Series, FTU4SP or FCR2U9SP enclosures.



⑤

MPO, Standard Polarity*

Color	Application	Simplex 6-Port (72 Fiber)	Duplex 12-Port (144 Fiber)
Aqua	OM3/OM4	⑥ FSPNMTPAQ6	FSPNMTPDAQ6
Beige	OM1/OM2	FSPNMTPBE6	FSPNMTPDBE6
Black	Universal	FSPNMTPBK6	FSPNMTPDBK6
Green	Singlemode	FSPNMTPGN6	FSPNMTPDGN6
Violet	OM4	FSPNMTPVI6	FSPNMTPDVI6



⑥

MPO, Reversed Polarity

Color	Simplex 6-Port (72 Fiber)
Gray	⑦ FSPNMTPRPGY



⑦

Note: *Standard MPO polarity is key-up/key-down. Reversed polarity is key-up/key-up.

Note: Compatible with 12- or 24-fiber MPO connectors.

FSP Adapter Panels, Unloaded

Description	Catalog No.
Blank, snap-in	⑧ FSPNB
6 SC simplex or LC duplex	FSPNSC6X
8 SC simplex or LC duplex	⑨ FSPSC8X
12 SC simplex or LC duplex	FSPNSC12X
3 SC duplex or LC quad	FSPNSCD3X




⑧



⑨

Description	Catalog No.
4 SC duplex or LC quad	FSPNSCD4X
6 SC duplex or LC quad	⑩ FSPNSCD6X
6 ST-style	FSPNST6X
8 ST-style	⑪ FSPNST8X
6 MTP-style	FSPNSC6X



⑩



⑪

Note: Use Hubbell snap mount or screw mount adapters (screws included).

Note: See color chart on page G02.

SC to ST-Style Duplex FSP Panels

Description	Zirconia Ceramic Sleeve
SC-ST 6-port, Blue	① FSPNSCSTDS3
SC-ST 12-port, Blue	② FSPNSCSTDS6



①



②

ST-Style Duplex FSP Adapter Panels

Description	Zirconia Ceramic Sleeve
ST duplex, 6-port, Blue	③ FSPNSTDS3
ST duplex, 12-port, Blue	④ FSPNSTDS6



③



④



①



②



③



④

LC Duplex Keystone Adapters

① Flush Mount, Zirconia Ceramic

Housing Color	Adapter Color							
	Aqua	Beige	Black	Blue	Green	Orange	Red	Yellow
Black	SFFLCSAQBK	SFFLCSBEBK	SFFLCSBKBK	SFFLCSBBK	SFFLCSGNBK	SFFLCSORBK	SFFLCSRBK	SFFLCSYBK
Gray	SFFLCSAQG	SFFLCSBEG	SFFLCSBKG	SFFLCSBG	SFFLCSGNG	SFFLCSORG	SFFLCSRG	SFFLCSYG
Ivory	SFFLCSAQEI	SFFLCSBEEI	SFFLCSBKEI	SFFLCSBEI	SFFLCSGNEI	SFFLCSOREI	SFFLCSREI	SFFLCSYEI
Office White	SFFLCSAQOW	SFFLCSBEOW	SFFLCSBKOW	SFFLCSBOW	SFFLCSGNOW	SFFLCSOROW	SFFLCSROW	SFFLCSYOW
White	SFFLCSAQW	SFFLCSBEW	SFFLCSBKW	SFFLCSBW	SFFLCSGNW	SFFLCSORW	SFFLCSRW	SFFLCSYW

② Standard, Zirconia Ceramic

Housing Color	Adapter Color							
	Aqua	Beige	Black	Blue	Green	Orange	Red	Yellow
Black	SFLCSAQBK	SFLCSBEBK	SFLCSBKBK	SFLCSBBK	SFLCSGNBK	SFLCSORBK	SFLCSRBK	SFLCSYBK
Gray	SFLCSAQG	SFLCSBEG	SFLCSBKG	SFLCSBG	SFLCSGNG	SFLCSORG	SFLCSRG	SFLCSYG
Ivory	SFLCSAQEI	SFLCSBEEI	SFLCSBKEI	SFLCSBEI	SFLCSGNEI	SFLCSOREI	SFLCSREI	SFLCSYEI
Office White	SFLCSAQOW	SFLCSBEOW	SFLCSBKOW	SFLCSBOW	SFLCSGNOW	SFLCSOROW	SFLCSROW	SFLCSYOW
White	SFLCSAQW	SFLCSBEW	SFLCSBKW	SFLCSBW	SFLCSGNW	SFLCSORW	SFLCSRW	SFLCSYW

SC Simplex Keystone Adapters

③ Flush Mount, Zirconia Ceramic

Housing Color	Adapter Color							
	Aqua	Beige	Black	Blue	Green	Orange	Red	Yellow
Black	SFFSCSAQBK	SFFSCSBEBK	SFFSCSBKBK	SFFSCSBBK	SFFSCSGNBK	SFFSCSORBK	SFFSCSRBK	SFFSCSYBK
Gray	SFFSCSAQG	SFFSCSBEG	SFFSCSBKG	SFFSCSBG	SFFSCSGNG	SFFSCSORG	SFFSCSRG	SFFSCSYG
Ivory	SFFSCSAQEI	SFFSCSBEEI	SFFSCSBKEI	SFFSCSBEI	SFFSCSGNEI	SFFSCSOREI	SFFSCSREI	SFFSCSYEI
Office White	SFFSCSAQOW	SFFSCSBEOW	SFFSCSBKOW	SFFSCSBOW	SFFSCSGNOW	SFFSCSOROW	SFFSCSROW	SFFSCSYOW
White	SFFSCSAQW	SFFSCSBEW	SFFSCSBKW	SFFSCSBW	SFFSCSGNW	SFFSCSORW	SFFSCSRW	SFFSCSYW

④ Standard, Zirconia Ceramic

Housing Color	Adapter Color							
	Aqua	Beige	Black	Blue	Green	Orange	Red	Yellow
Black	SFSCSAQBK	SFSCSBEBK	SFSCSBKBK	SFSCSBBK	SFSCSGNBK	SFSCSORBK	SFSCSRBK	SFSCSYBK
Gray	SFSCSAQG	SFSCSBEG	SFSCSBKG	SFSCSBG	SFSCSGNG	SFSCSORG	SFSCSRG	SFSCSYG
Ivory	SFSCSAQEI	SFSCSBEEI	SFSCSBKEI	SFSCSBEI	SFSCSGNEI	SFSCSOREI	SFSCSREI	SFSCSYEI
Office White	SFSCSAQOW	SFSCSBEOW	SFSCSBKOW	SFSCSBOW	SFSCSGNOW	SFSCSOROW	SFSCSROW	SFSCSYOW
White	SFSCSAQW	SFSCSBEW	SFSCSBKW	SFSCSBW	SFSCSGNW	SFSCSORW	SFSCSRW	SFSCSYW

Note: Any green zirconia LC or SC adapter is suitable for APC applications. See color chart on page G02.

MT-RJ Keystone Adapters

Housing Color	① Standard	② Flush Mount
Black	SFMTRJBK	FAMTRJKBK
Gray	SFMTRJG	FAMTRJKGY
Ivory	SFMTRJEI	FAMTRJKEI
Office White	SFMTRJ	FAMTRJK
Orange	–	FAMTRJKO
White	SFMTRJW	FAMTRJKW



ST-Style to SC Simplex Keystone Adapters

Housing Color	Zirconia Ceramic
Black	SFSCSTSBK
Gray	SFSCSTSG
Ivory	SFSCSTSEI
Office White	SFSCSTSOW
White	SFSCSTSW



Note: Adapter is Blue.

ST-Style Keystone Adapters

Housing Color	Zirconia Ceramic
Black	SFSTSBK
Gray	SFSTSG
Ivory	SFSTSEI
Office White	SFSTSOW
White	SFSTSW



Note: Adapter is black oxide.

MPO Flush Mount Keystone Adapters

Housing Color	Adapter Color			
	Aqua	Beige	Black	Green
Black	SFFMTPAQBK	SFFMTPBEBK	SFFMTPBKBK	SFFMTPGNBK
Gray	SFFMTPAQG	SFFMTPBEG	SFFMTPBKG	SFFMTPGNG
Ivory	SFFMTPAQEI	SFFMTPBEEI	SFFMTPBKEI	SFFMTPGNEI
Office White	SFFMTPAQOW	SFFMTPBEOW	SFFMTPBKOW	SFFMTPGNOW
White	SFFMTPAQW	SFFMTPBEW	SFFMTPBKW	SFFMTPGNW



Note: See color chart on page G02.

LC Adapters

LC Duplex; recommended cut out: 0.525" X 0.390"

Color	① Snap mount, clip installed (6-pack), zirconia ceramic sleeve	② Screw mount, clip installed, mounting screws included (6-pack), zirconia ceramic sleeve
Aqua	FANLCDSC6AQ	FANLCDSS6AQ
Beige	FANLCDSC6BE	FANLCDSS6BE
Black	FANLCDSC6BK	FANLCDSS6BK
Blue	FANLCDSC6B	FANLCDSS6B
Green	FANLCDSC6GN	FANLCDSS6GN
Orange	FANLCDSC6OR	FANLCDSS6OR
Red	FANLCDSC6R	FANLCDSS6R
Yellow	FANLCDSC6Y	FANLCDSS6Y



①



②

LC Quad; recommended cut out: 1.024" X 0.375"

Color	③ Snap mount, clip installed (6-pack), zirconia ceramic sleeve	④ Screw mount, clip installed, mounting screws included (6-pack), zirconia ceramic sleeve
Aqua	FANLCQSC6AQ	FANLCQSS6AQ
Beige	FANLCQSC6BE	FANLCQSS6BE
Black	FANLCQSC6BK	FANLCQSS6BK
Blue	FANLCQSC6B	FANLCQSS6B
Green	FANLCQSC6GN	FANLCQSS6GN
Orange	FANLCQSC6OR	FANLCQSS6OR
Red	FANLCQSC6R	FANLCQSS6R
Yellow	FANLCQSC6Y	FANLCQSS6Y



③



④

Note: Any green zirconia LC or SC adapter is suitable for APC applications. See color chart on page G02.

SC Adapters

SC Duplex; recommended cut out: 1.024" X 0.375"

Color	⑤ Snap mount, clip installed (6-pack), zirconia ceramic sleeve	⑥ Screw mount, clip installed, mounting screws included (6-pack), zirconia ceramic sleeve
Aqua	FANSCDSC6AQ	FANSCDSS6AQ
Beige	FANSCDSC6BE	FANSCDSS6BE
Black	FANSCDSC6BK	FANSCDSS6BK
Blue	FANSCDSC6B	FANSCDSS6B
Green	FANSCDSC6GN	FANSCDSS6GN
Orange	FANSCDSC6OR	FANSCDSS6OR
Red	FANSCDSC6R	FANSCDSS6R
Yellow	FANSCDSC6Y	FANSCDSS6Y



⑤



⑥

SC Simplex; recommended cut out: 0.525" X 0.390"

Color	⑦ Snap mount, clip installed (6-pack), zirconia ceramic sleeve	⑧ Screw mount, clip installed, mounting screws included (6-pack), zirconia ceramic sleeve
Aqua	FANSCSSC12AQ	FANSCSS12AQ
Beige	FANSCSSC12BE	FANSCSS12BE
Black	FANSCSSC12BK	FANSCSS12BK
Blue	FANSCSSC12B	FANSCSS12B
Green	FANSCSSC12GN	FANSCSS12GN
Orange	FANSCSSC12OR	FANSCSS12OR
Red	FANSCSSC12R	FANSCSS12R
Yellow	FANSCSSC12Y	FANSCSS12Y



⑦



⑧

Note: Any green zirconia LC or SC adapter is suitable for APC applications. See color chart on page G02.

ST-Style Adapters

Description	Recommended Cut-Out	Color	Zirconia Ceramic Sleeve
Screw mount, clip installed, ST duplex, 6-pack	1.024" x 0.375"	Blue	① FANSTDSS6
Bulkhead, ST simplex, 12-pack, with nuts and washers	Dia. 0.38", flat 0.31" (Double D)	Black Oxide, Metal	② FANSTSS12



SC to ST-Style Adapters

Simplex, 12-pack

Description	Recommended SC Cut-Out	Color	Phosphor Bronze Sleeve	Zirconia Ceramic Sleeve
Snap mount, clip installed	0.525" x 0.390"	Blue	–	③ FANSTSCSSC12



Duplex, 6-pack

Screw mount, clip installed	1.024" x 0.375"	Blue	④ FANSTSCMPB6	FANSTSCDSC6
-----------------------------	-----------------	------	---------------	-------------



MPO Simplex Adapters

Standard Polarity

Description	Recommended MPO Simplex Cut-Out	Color	⑤	⑥
			Snap Mount	Screw Mount
Fits any SC simplex cut-out, 6-pack, compatible with 12- or 24-fiber MPO connectors	0.525" x 0.390"	Aqua	FANMTPAQ	FANMTPSAQ
		Beige	FANMTPBE	FANMTPSBE
		Black	FANMTPBK	FANMTPSBK
		Green	FANMTPGN	FANMTPSGN
		Violet	FANMTPVI	FANMTPSVI



Reversed Polarity

Gray	FANMTPRPGY	FANMTPSRPGY
------	------------	-------------

Note: Standard MPO polarity is key-up/key-down. Reversed polarity is key-up/key-up.

MPO Duplex Adapters

Description	Recommended SC Duplex Cut-Out	Color	⑦
			Snap Mount
Fits any SC duplex cut-out, 6-pack	1.024" x 0.375"	Aqua	FANMTPDAQ
		Beige	FANMTPDBE
		Black	FANMTPDBK
		Green	FANMTPDGN
		Violet	FANMTPDVI



FC Adapters

Description	Recommended Cut-Out	Finish	Zirconia Ceramic Sleeve
Bulkhead, singlemode, 6-pack	Dia. 0.38", flat 0.31" (Double D)	Nickel Plated	⑧ FANFCSS6



MT-RJ Adapters

Description	Recommended Cut-Out	Color	Snap Mount
Snap mount, clip installed, 6-pack	0.525" x 0.390" (SC simplex)	Aqua	FAMTRJC6AQ
		Beige	⑨ FAMTRJMPB6
		Black	FAMTRJC6BK



Note: See color chart on page G02.

Fiber Cleavers

Description	Catalog No.
Multimode fiber only	OFCLV3
SM or MM fiber, precision, with case	① OFCLV5
Replacement blade	OFCLV5RB



①

Microscope, 400X

Includes: built-in illuminator, batteries, SC/ST-style adapter, and soft pouch

Description	Catalog No.
SC/ST-style microscope	② OFSCOPE1
LC adapter (400X microscope only)	FOADPTLC



②

Visual Fault Locators (ST, SC, LC)

Includes: batteries, LC adapter, holster, wrist strap and end protectors

Description	Catalog No.
Visual fault locator	③ OFVFLKT1
LC replacement adapter	④ OFVLCADP



③



④

TIP: Use a VFL during termination for optimum test results.

Microscope, 200X (ST, SC, LC)

Includes: batteries, LC adapter, and soft pouch

Description	Catalog No.
ST, SC, LC microscope	OFSCOPE2



Loose Tube OSP Cable Break-Out Kits

Includes: tube kit, break-out block and crimp bushing

Description	Catalog No.
6-fiber break-out kit	OFBOKT6
12-fiber break-out kit	OFBOKT12



Kevlar® Cable Scissors

Description	Catalog No.
For cutting Kevlar reinforced cables up to 24-strand, non-armored	OFSCSRS



PROclick® Fiber Tool Kit

Description	Catalog No.
Includes:	OFPROKT1

- Precision cleave tool
- Strip tool
- Kevlar scissors
- Pocket visual fault locator
- FC-ST OM3 2m launch cord
- FC adapter insert
- LC VFL adapter bullet
- Loose tube anti-slip clamp
- Rubber fiber work mat
- Fiber cleaning fluid
- Fiber cleaning wipes (90 sheets)
- Fiber debris collection container
- Strip tool
- Safety glasses
- Carrying case



Note: See PROclick® connectors on page G03 for termination tool applications. Kevlar is a registered trademark of E. I. du Pont de Nemours and Company.


Fiber Cable Management Radius Clips

Includes: pack of (4) self-adhering clips with bend radius control element

Description	Catalog No.
Cable clips	FBRMGTCCLPK4





Fusion Splice Trays

Description	Catalog No.
Aluminum, 12-fiber 	STRAY12F
Aluminum, 24-fiber	STRAY24F
Aluminum, 144-fiber, ribbon cable	STRAY12RFS
Aluminum, 144-fiber, ribbon cable, deep	STRAY12RFSDP



Fusion Splice Sleeves

25-pack

Description	Catalog No.
40mm length, 10mm cleave 	FSHST401025
12-fiber ribbon 	FRSHST401025



OPTISOK® Pulling Grips

Bundle Size Range	Catalog No.
0.125–0.562"	CCPS1
0.250–0.750"	CCPS2
0.750–1.750"	CCPS3





①



②



③



④



⑤

Cleaning Kit 1 without Sticklers® CleanClicker®

Includes:

- Optical fiber cleaning fluid, 3oz, non-hazardous
- (2) packs of 50 LC/MU cleaning sticks
- (2) packs of 50 SC/FC cleaning sticks
- (1) box of 400 lint-free wipes
- (1) dispenser of 90 lint-free wipes
- Instructions on product packaging
- Protective carrying bag

Description	Catalog No.
① Cleaning kit without clickers	OFCLEANKT1

Cleaning Kit 2 with Sticklers® CleanClicker®

Includes:

- LC/MU clicker cleaner, 750 clicks
- SC/FC clicker cleaner, 750 clicks
- MPO clicker cleaner, 600 clicks
- Optical fiber cleaning fluid, 3oz, non-hazardous
- (2) packs of 50 LC/MU cleaning sticks
- (2) packs of 50 SC/FC cleaning sticks
- (1) box of 400 lint-free wipes
- (1) dispenser of 90 lint-free wipes
- Instructions on product packaging
- Protective carrying bag

Description	Catalog No.
② Cleaning kit with LC, SC, MPO clickers	OFCLEANKT2

Sticklers® CleanClicker®, SC/ST/FC/APC

Includes: (1) disposable cleaner tape cartridge

Description	Catalog No.
2.5mm, SC/FC/APC	OFCLICK750SC

Sticklers® CleanClicker®, LC/MU/APC

Includes: (1) disposable cleaner tape cartridge

Description	Catalog No.
③ 2.5mm, LC/MU/APC	OFCLICK750LC

Sticklers® CleanClicker®, MPO/APC

Includes: (1) disposable cleaner tape cartridge

Description	Catalog No.
MPO male, female, flat/APC	OFCLICK600MPO

Sticklers® CleanStixx™, LC/MU/APC

Includes: (1) pack of 50 disposable cleaning sticks

Description	Catalog No.
LC/MU/APC 1.25mm port cleaning sticks	OFSTIX50LC

Sticklers® CleanStixx™, SC/ST/FC/APC

Includes: (1) pack of 50 disposable cleaning sticks

Description	Catalog No.
④ SC/FC/APC 2.50mm port cleaning sticks	OFSTIX50SC

Sticklers® Cleaning Fluid, Optical

Includes: (1) 3oz. pump dispenser

Description	Catalog No.
3oz. cleaning fluid, pump, non-hazardous	OFCLEANER3OZ

Sticklers® CleanWipes™, Cartridge

Includes: (1) 4-slot box

Description	Catalog No.
Box of 100 lint-free sheets, 4 wipes/sheet	OFWIPES400

Sticklers® CleanWipes™, Dispenser

Includes: (1) roll of 90 sheets

Description	Catalog No.
⑤ Tube of 90 lint-free sheets, multi-purpose	OFWIPES90

Note: Sticklers, CleanClicker, CleanStixx and CleanWipes are trademarks of MicroCare.

Combine these components with Hubbell's existing portfolio of Information and Communications Technology (ICT) products to design, engineer and construct a robust end-to-end Passive Optical LAN (POL) solution. From the smallest office to the largest campus or industrial complex,

Hubbell has what it takes. The solution can reach 20km and provide power locally or remotely. POL reduces the installation cost, as well as ongoing operational costs, associated with traditional distributed Ethernet switched networks.

Splitter Cassettes LGX

Adapter Type	Fiber Type	Input x Output	Catalog No.
SC/ACP	OS2 SM	1 x 4	OCSCA1X4P2
		1 x 16	OCSCA1X16P3



Splitter Panels 1U x 19"

1U, 19-inch

Adapter Type	Fiber Type	Input x Output	Catalog No.
SC/ACP	OS2 SM	1 x 16	OFFNLSCA1X16P3
		1 x 32	OFFNLSCA1X32P3
2 input redundant			
SC/ACP	OS2 SM	2 x 16	OFFNLSCA2X16P3
		2 x 32	OFFNLSCA2X32P3



Splice Cassettes

Adapter Type	Fiber Type	Strand Count	Catalog No.
SC/APC	OS2 SM	6	OCSPSCA6S2
		12	OCSPSCDA12S2



Connectors

SC/APC

Type	Fiber Type	Catalog No.
ProClick™	OS2	FCSC900KASM12
Fusion Splice Connectors	OS2	FCSCF900SMA6PK
Fiber Pigtail, Tight Buffer, 3m	OS2	FPSCAS3SM



Patch Cords

Duplex

Description	Fiber Type	Length (meters)	Catalog No.
SC/APC-SC/APC	OS2	1	DFPCSCASCAS1SM
		2	DFPCSCASCAS2SM
		3	DFPCSCASCAS3SM
		4	DFPCSCASCAS4SM
		5	DFPCSCASCAS5SM
		10	DFPCSCASCAS10SM



Fiber Cable

Plenum

Description	Fiber Type	Strand Count	Catalog No.
Tight Buffer	OS2	2	HFCD1002PS
Tight Buffer, 2x16 AWG Hybrid	OS2	2	HFCDH002PS216

Hybrid cable cross-section





FIBER

Assemblies

Hubbell fiber optic assemblies are a premium engineered solution featuring the latest technology in both performance and density innovations. FIBERHUBB modular trunks provide you with the customization and bandwidth needed for today's high-performance networks. Our dedicated fiber optic facility provides 100% inspection and testing to the industry's highest standards. The quick turn ordering program supports specialized projects, application changes, and high-volume demand.



Index

Fiber Patch Cords, Standard Duplex	H03
Reversible High Density	H03
Fiber Patch Cords, Simplex	H04
Fiber Patch Cords, High Density	H04
Custom Fiber Trunk Assemblies.....	H05
Fiber Pigtails, Single and Bundled	H08
Specialty Pigtail Assemblies.....	H09

Fiber Color Code Pairing Sequence:





Standard Duplex

Riser

Description	Cable Color	Length (meters)			
		1m	2m	3m	5m
LC to LC, OM3	AQ	DFHRCLCLCE1MM	DFHRCLCLCE2MM	DFHRCLCLCE3MM	DFHRCLCLCE5MM
LC to LC, OM4	AQ	DFHRCLCLCF1MM	DFHRCLCLCF2MM	DFHRCLCLCF3MM	DFHRCLCLCF5MM
① LC to SC, OM4	AQ	DFHRCLCSCF1MM	DFHRCLCSCF2MM	DFHRCLCSCF3MM	DFHRCLCSCF5MM
LC to LC, OS2	VL	DFHRCLCLCS1SM	DFHRCLCLCS2SM	DFHRCLCLCS3SM	DFHRCLCLCS5SM
LC to SC, OS2	YL	DFHRCLCSCS1SM	DFHRCLCSCS2SM	DFHRCLCSCS3SM	DFHRCLCSCS5SM

Standard lengths shown; other lengths available; custom lengths and colors available.

Plenum


LC to LC, OM3	AQ	DFHPCLCLCE1MM	DFHPCLCLCE2MM	DFHPCLCLCE3MM	DFHPCLCLCE5MM
② LC to LC, OM4	AQ	DFHPCLCLCF1MM	DFHPCLCLCF2MM	DFHPCLCLCF3MM	DFHPCLCLCF5MM
① LC to SC, OM4	AQ	DFHPCLCSCF1MM	DFHPCLCSCF2MM	DFHPCLCSCF3MM	DFHPCLCSCF5MM
④ LC to LC, OM4	VI	DFHPCLCLCF1MVI	DFHPCLCLCF2MVI	DFHPCLCLCF3MVI	DFHPCLCLCF5MVI
LC to LC, OS2	YL	DFHPCLCLCS1SM	DFHPCLCLCS2SM	DFHPCLCLCS3SM	DFHPCLCLCS5SM
④ LC to SC, OS2	YL	DFHPCLCSCS1SM	DFHPCLCSCS2SM	DFHPCLCSCS3SM	DFHPCLCSCS5SM

Reversible High Density

Reversible Push Pull, Plenum

Description	Cable Color	Length (meters)			
		1m	2m	3m	5m
LC to LC PushPull, OM3/OM4	AQ	HDFHPCLCPRPG4M1	HDFHPCLCPRPG4M2	HDFHPCLCPRPG4M3	HDFHPCLCPRPG4M5
LC to LC PushPull, OS2	YL	HDFHPCLCPRPSM1	HDFHPCLCPRPSM2	HDFHPCLCPRPSM3	HDFHPCLCPRPSM5

Note: See color sequence chart on page H02.



Simplex

Riser

Description	Cable Color	Length (meters)			
		1m	2m	3m	5m
① LCA to LCA, OS2	YL	SFHRCLCALCAS1SM	SFHRCLCALCAS2SM	SFHRCLCALCAS3SM	SFHRCLCALCAS5SM
② LCA to SCA, OS2	YL	SFHRCLCASCAS1SM	SFHRCLCASCAS2SM	SFHRCLCASCAS3SM	SFHRCLCASCAS5SM
LCA to SC, OS2	YL	SFHRCLCASCAS1SM	SFHRCLCASCAS2SM	SFHRCLCASCAS3SM	SFHRCLCASCAS5SM
LC to LCA, OS2	YL	SFHRCLCLCAS1SM	SFHRCLCLCAS2SM	SFHRCLCLCAS3SM	SFHRCLCLCAS5SM
LC to LCA, OS2	YL	SFHRCLCLCS1SM	SFHRCLCLCS2SM	SFHRCLCLCS3SM	SFHRCLCLCS5SM
LC to SCA, OS2	YL	SFHRCLCSCAS1SM	SFHRCLCSCAS2SM	SFHRCLCSCAS3SM	SFHRCLCSCAS5SM
③ SCA to SCA, OS2	YL	SFHRCSCASCAS1SM	SFHRCSCASCAS2SM	SFHRCSCASCAS3SM	SFHRCSCASCAS5SM
SC to SCA, OS2	YL	SFHRCSCASCAS1SM	SFHRCSCASCAS2SM	SFHRCSCASCAS3SM	SFHRCSCASCAS5SM
SC to SC, OS2	YL	SFHRCSCSCS1SM	SFHRCSCSCS2SM	SFHRCSCSCS3SM	SFHRCSCSCS5SM

CS High Density for LGX Max CS Cassettes

Plenum

Description	Cable Color	Length (meters)			
		1m	2m	3m	5m
④ CS to CS, OM3/OM4	AQ	DFHPCCSCSF1MM	DFHPCCSCSF2MM	DFHPCCSCSF3MM	DFHPCCSCSF5MM
CS to LC, OM3/OM4	AQ	DFHPCCSLCF1MM	DFHPCCSLCF2MM	DFHPCCSLCF3MM	DFHPCCSLCF5MM
⑤ CS to CS, OS2	YL	DFHPCCSCSS1SM	DFHPCCSCSS2SM	DFHPCCSCSS3SM	DFHPCCSCSS5SM
CS to LC, OS2	YL	DFHPCCSLCS1SM	DFHPCCSLCS2SM	DFHPCCSLCS3SM	DFHPCCSLCS5SM

SN High Density for LGX Max SN Cassettes

Plenum

Description	Cable Color	Length (meters)			
		1m	2m	3m	5m
SN to LC, OM3/OM4	AQ	DFHPCSNLCF1MM	DFHPCSNLCF2MM	DFHPCSNLCF3MM	DFHPCSNLCF5MM
⑥ SN to LC, OS2	YL	DFHPCSNLCS1SM	DFHPCSNLCS2SM	DFHPCSNLCS3SM	DFHPCSNLCS5SM

Note: See color sequence chart on page H02.



MPO 12-STRAND, OM4



MPO 24-STRAND, OM4



MPO 48-STRAND, OM4



LC FAN-OUT TRUNK, OM3, 48-Strand



MPO 12-STRAND, OS2



MPO-LC HYDRA, OM4

Standards

- ANSI/TIA-568.3-D
- EC 61300-3-35
- Telcordia GR-326-CORE, Telcordia GR-409
- RoHS, UL 94 V-0, NFPA 262
- IEEE 802.3: 10G, 25G, 40G, 50G, 100G and 200G applications

Specifications

MPO Connectors

- Gender: female has no alignment pins; male has pins
- Polarity: Type A, B or C

Single Fiber Connectors (LC, SC)

- Ferrule material: zirconia ceramic
- Mating durability: 500 cycles

Insertion Loss, Mated Pair

- MPO 12F MM: < .35 dB
- MPO 12F SM: < .35 dB
- LC/SC MM: < .25 dB
- LC/SC SM: < .25 dB

Return Loss, Mated Pair

- MPO 12F MM: > 25 dB
- MPO 12F SM: > 60 dB
- LC/SC MM: > 30 dB
- LC/SC SM: > 57 dB
- LC/SC SM APC: > 65 dB

MPO Trunk Options: 40G, 100G, 200G

- Connectors: MPO male or female, 12-fiber
- Fiber types: OM3, OM4
- Fiber strand count: 12, 24, 48, 72, 96 and 144 fibers
- Cable: plenum or riser, armored or non-armored
- Polarity: A or B

MPO-LC Transition Hydra Options: 10G, 25G, 50G

- Connectors: MPO male or female to LC or SC duplex
- Fiber types: OM3, OM4, OS2
- Fiber strand count: 12, 24 and 48 fibers
- Cable: Plenum or Riser, armored or non-armored
- Fan-out: 2.0mm duplex furcation tubing (simplex for OS2)
- Polarity: Type A, B or C

Distribution Trunk Options: 10G, 25G, 50G

- Connectors: LC/APC, MSFP, SC, SC/APC, ST, FC, FC/APC
- Fiber types: OM1, OM2, OM3, OM4, OS2
- Fiber strand count: 6, 12, 24, 48, 72 and 96 fibers
- Cable: plenum or riser, armored or non-armored
- Fan-out: 2.0mm duplex furcation tubing (simplex for OS2)
- Polarity: A-A or A-B

Catalog Number Configurator

	Cat #	
Fiber Count	12	12
	24	24
	48	48
	72	72
	96	96
	114	114
Fiber Type	OM4	M4
	OS2	SM
Jacket Color	Aqua (OM4)	AQ
	Yellow (OS2)	YW
	Any	XX
End A	MPO	MPO
	LC	LC
End B	MPO	MPO
	LC	LC
	Open	X
Polarity	Type A	A
	Type B	B
	Type C	C
Labeling	Custom label	CL
Length	Feet	1-1999
Pulling Eye	Yes	PE
	No	NPE

Note: All BIDnet fiber trunk assemblies are custom made-to-order items. Please call our inside sales team for price and lead time. Refer to product literature for nomenclature and detailed design information. Application limits apply to available lengths; see page H06. Customer Drawings are also available.



Features

- Customizable connectors, length, color, and cable construction
- Built with Corning ClearCurve® fiber
- Premium low-loss connector options provide easy polarity and gender field changes
- Available in all standard fiber counts
- Assembled in USA

Standards

- GR-326; Telcordia
- ANSI/TIA-568.3-D
- IEEE 802.3
- RoHS; UL 94 V-O; NFPA 262

MPO Trunk Options: 40G, 100G, 200G

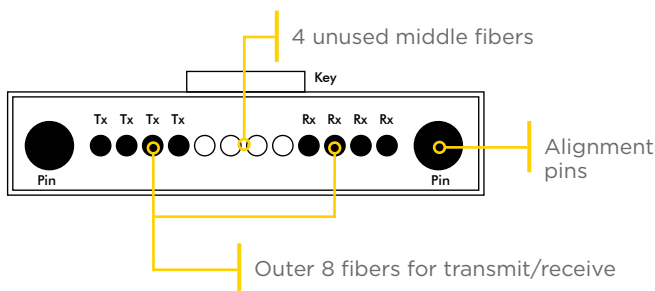
Multimode

- 40GBASE-SR4
- 100GBASE-SR4
- 200GBASE-SR4
- 400GBASE-SR4

Singlemode

- 40GBASE-LR4
- 100GBASE-LR4
- 200GBASE-LR4
- 400GBASE-LR4

Note: *Above standards depict scalable 4 channel pathways only. To learn more about IEEE standards and lane assignments please see the Hubbell catalog or reach out to a local Hubbell representative for more information.



MPO Low Loss Performance

Parameter	Single Mode (OS2)	Multimode (OM4)
Insertion Loss (Typ)	0.1	0.08
Insertion Loss (Max)	0.3	0.3
Return Loss	≥ 60	≥ 25
Max Attenuation (dB/km)	0.5 / 0.4	3.0 / 1.0
Link Length (m)	10,000 (10Gb)	550 (10Gb)
Operating Temp (°C)	-40 to +75	

Physical Specifications

Fiber Count	Nominal OD in (mm)	Weight lbs/km	Bend Radius (cm)		Temperature Range	
			Operation	Install	Storage	Operating
12	0.12 (3)	12.5	2	4	-40C to 70C	0C to 70C
24	0.25 (6.3)	87.5	6.3	12.6	-40C to 70C	0C to 70C
48	0.26 (6.6)	100	6.6	13.2	-40C to 70C	0C to 70C
72	0.31 (8)	150	8	16	-40C to 70C	0C to 70C
96	0.37 (9.3)	200	9.3	18.6	-40C to 70C	0C to 70C
144	0.42 (10.6)	250	10.6	21.2	-40C to 70C	0C to 70C

Catalog Number Configurator

Fiber Count	Cat #	Fiber Type	Cat #	Jacket Color	Cat #	End A	Cat #	End B	Cat #	Polarity	Cat #	Labeling	Cat #	Length	Cat #	Pulling Eye	Cat #
12	12	OM4	M4	Aqua (OM4)	AQ	MPO	MPO	MPO	MPO	Type A	A	Custom label	CL	Feet	1-1999	Yes	PE
24	24	OS2	SM	Yellow (OS2)	YW	LC	LC	LC	LC	Type B	B					No	NPE
48	48			Any	XX			Open	X	Type C	C						
72	72																
96	96																
144	144																

Example part: FPC-LTP12M4AQ-MPO-MPO-A-10FT-NPE

Fiber cord, plenum, 12F, OM4, MPO to MPO, Type A, 10 Feet, No pulling eye (Assumes FPC-LTP for loose tube plenum cable construction)

Note: *Above configuration table represents common builds. Custom fiber counts, cable construction, and jacket colors available upon request. Contact a Hubbell representative for more information.

Total FiberHUBB® Solution



DUPLEX PATCH CORD



MPO cassette



Custom MPO trunk



MPO CASSETTE



DUPLEX PATCH CORD

10G, 25G and 50G Application Notes

- Cabling channel is single lane; (1) fiber pair
- Equipment transceiver ports are LC duplex
- Maximum 4-connector channel permitted
- Limit (2) MPO interconnections per channel
- Channel distance and loss limits apply
- Channel polarity rule: (1) overall pair crossing



MPO cassette



Custom MPO trunk



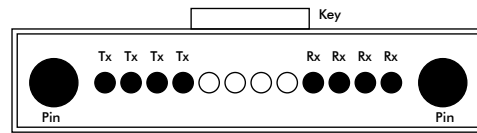
MPO cassette

40G, 100G and 200G Application Notes

- Cabling channel is 4-lane; (8) fibers in parallel
- Equipment transceiver receptacles are MPO male
- 40G operates over (4) 10G pairs
- 100G operates over (4) 25G pairs
- 200G operates over (4) 50G pairs
- All MPO connections must be male to female
- Maximum (2) MPO interconnections per channel
- Channel distance and loss limits apply
- Channel polarity rule: (1) overall key-wise reversal
- TIP: Use a consistent channel polarity scheme

40G, 100G and 200G Lane Assignments


- Transmit over 4 outer left fibers
- Receive over 4 outer right fibers
- 4 unused middle fibers
- Keyed connector orientation



MPO Connector: End View

40G, 100G and 200G Channel Gender and Polarity Guidelines


MPO Trunk Polarity	MPO Trunk Gender	MPO Patch Cord Gender	MPO Patch Cord 1 Polarity	MPO Patch Cord 2 Polarity
A	F	M to F	A	B
A	M	F	A	B
B	F	M to F	A	A
B	F	M to F	B	B
B	M	F	A	A
B	M	F	B	B



MPO Interconnection

Application Notes and Channel Guidelines

IEEE 802.3 Application	Transceiver Port Connection	Lane Format	Max Channel Distance (m)			Max Channel Loss (dB)		
			OM3	OM4	OS2	OM3	OM4	OS2
10GBASE-S	LC or SC duplex	1 lane (2-fibers)	300	550	N/A	2.6	2.9	N/A
10GBASE-E	LC or SC duplex	1 lane (2-fibers)	N/A	N/A	40 km	N/A	N/A	11
25GBASE-SR	LC duplex	1 lane (2-fibers)	70	100	N/A	1.8	1.9	N/A
50GBASE-SR	LC duplex	1 lane (2-fibers)	70	100	N/A	1.8	1.9	N/A
40GBASE-SR4	MPO	4 lanes (8 fibers)	100	150	N/A	1.9	1.5	N/A
100GBASE-SR4	MPO	4 lanes (8 fibers)	70	100	N/A	1.8	1.9	N/A
200GBASE-SR4	MPO	4 lanes (8 fibers)	70	100	N/A	1.8	1.9	N/A
40GBASE-LR4	LC or SC duplex	1 lane (2-fibers)	N/A	N/A	30 km	N/A	N/A	6.7
40GBASE-ER4	LC or SC duplex	1 lane (2-fibers)	N/A	N/A	40 km	N/A	N/A	6.7
100GBASE-LR4	LC or SC duplex	1 lane (2-fibers)	N/A	N/A	10 km	N/A	N/A	6.3



LC 12-Fiber Pigtail Bundle, OS2
FPBKR12LC6S

Specifications

- Ferrule material: zirconia ceramic
- Mating durability: 500 cycles
- Operating temperature: 0°C to +75°C

Standards

- TIA-568.3
- TIA-604-FOCIS
- Telcordia® GR-326-CORE

Insertion Loss, Mated Pair

- LC/SC/ST/FC MM: < .25dB
- LC/SC/ST/FC SM: < .25dB

Return Loss, Mated Pair

- LC/SC MM: > 30dB
- LC/SC SM: > 57dB
- LC/SC SM APC: > 65dB



Single Fiber Pigtails

900 micron buffer, 3 meter length

Fiber Type	Buffer Color	LC	SC	ST
OM1	OR	FHPLCC3MM	FHPSCC3MM	FHPSTC3MM
OM3	AQ	FHPLCE3MM	FHPSC3MM	–
OM4	AQ	FHPLCF3MM	FHPSCF3MM	FHPSTF3MM
Singlemode, OS2	YL	① FHPLCS3SM	② FHPSCS3SM	④ FHPSTS3SM
Singlemode, APC	GN	FHPLCAS3SM	FHPSCAS3SM	–

6- and 12-Fiber Pigtail Bundles

Riser, 900 micron color coded buffer, 3 meter length

12-fiber				
	OM1	OM3	OM4	OS2
LC	FHPBKR12LC1M	FHPBKR12LC3M	FHPBKR12LC4M	FHPBKR12LC6S
LC/APC	–	–	–	FHPBKR12LCA6S
SC	FHPBKR12SC1M	FHPBKR12SC3M	FHPBKR12SC4M	FHPBKR12SC6S
SC/APC	–	–	–	FHPBKR12SCA6S
ST	FHPBKR12ST1M	–	FHPBKR12ST4M	FHPBKR12ST6S
6-fiber				
LC	FHPBKR6LC1M	FHPBKR6LC3M	FHPBKR6LC4M	FHPBKR6LC6S
LC/APC	–	–	–	FHPBKR6LCA6S
SC	FHPBKR6SC1M	FHPBKR6SC3M	FHPBKR6SC4M	FHPBKR6SC6S
SC/APC	–	–	–	FHPBKR6SCA6S
ST	FHPBKR6ST1M	–	FHPBKR6ST4M	–

Note: See color sequence chart on page H02. Telcordia is a registered trademark of Telcordia Technologies, Inc.



LC Ribbon Fan-Out, OS2,
48-strand
FRPTR48LC6SL25F

Specifications (Per End)

- Ferrule material: zirconia ceramic
- Mating durability: 500 cycles

Insertion Loss, Mated Pair

- LC/SC/ST/FC MM: < .25dB
- LC/SC/ST/FC SM: < .25dB

Return Loss, Mated Pair

- LC/SC MM: > 30dB
- LC/SC SM: > 57dB
- LC/SC SM APC: > 65dB

Fiber Ribbon Fan-Out Pigtails, Custom Configured to Order

24" break out

FHRPT = Fiber Ribbon Pigtail Trunk (fan-out)

Catalog No. **FHRPT**rxxcnmlyf

r = **R** for Riser

rj = **RJ** for Riser/un-jacketed ribbon

xx = Fiber count (**12, 24, 36, 48, 60, 72, 84, 96, 108, 120, 132 or 144**)

c = Connector type: (**LC, SC, SCA, ST, FC or FCA**)

n = Fiber type

1 for 62.5 micron (OM1) multimode

2 for 50 micron (OM2) multimode

3 for 50 micron (OM3) multimode

4 for 50 micron (OM4) multimode

6 for singlemode (OS2)

m = **M** for multimode, **S** for singlemode

l = Length delimiter

y = Length overall

f = **F** for feet (leave blank for meters)

Example: **FHRPTR48LC6SL25F**

Buffer Color Code Sequence: Blue, Orange, Green, Brown, Slate, White, Red, Black, Yellow, Violet, Rose, Aqua

6- and 12-Fiber Pigtail Bundles, Loose Tube

Riser, 250 micron color coded buffer, 3 meter length

12-fiber

	OM4	OS2
LC	FHPBKLTR12LC4M	FHPBKLTR12LC6S
SC	FHPBKLTR12SC4M	FHPBKLTR12SC6S
SC/APC	–	FHPBKLTR12SCA6S
ST	FHPBKLTR12ST4M	FHPBKLTR12ST6S

6-fiber

	OM4	OS2
LC	FHPBKLTR6LC4M	FHPBKLTR6LC6S
SC	FHPBKLTR6SC4M	FHPBKLTR6SC6S
SC/APC	–	FHPBKLTR6SCA6S
ST	FHPBKLTR6ST4M	FHPBKLTR6ST6S



Note: See color sequence chart on page H02.



FIBER


Cable

Hubbell premium quality fiber cable completes the end-to-end channel solution, offering a single source advantage to specifiers, contractors, and end users. Made to order with the industry's highest performing optical fiber, Hubbell fiber cable provides total integration of connectivity, enclosures, and pre-terminated assemblies into a single-source infrastructure solution, backed by the Mission Critical® 25-Year Warranty. Contact a Hubbell representative to learn about our custom cuts and core cable offerings stocked for prime availability.



Index

Indoor Distribution Cable	103
Indoor/Outdoor Tight Buffer Cable	104
Indoor/Outdoor Loose Tube Cable	105
Reel Selection and Capacities	106
Cable Performance and Color Reference	107



Delivery

Hubbell HFCD Series fiber cables are priced and delivered in feet units. Reel size and weight are determined by cable type and length ordered. Specify cable put-up lengths on purchase order. Contact Hubbell Premise Wiring for availability. Length ordered may be subject to a +/-10% production tolerance. Cut charges apply to custom put-ups. Refer to charts on page I05 for reel capacities, dimensions and estimated shipping weights.

Stocked Cables

Common Hubbell fiber cables are stocked at the plant. Short lengths may be available from stock reels. Contact Hubbell Premise Wiring for availability and fast delivery.

Indoor Tight Buffer Distribution Fiber Cable

Riser

	Fiber Count			
	2-Strand	6-Strand	12-Strand	24-Strand
62.5µm OM1 Multimode	HFCD1002R6	HFCD1006R6	HFCD1012R6	HFCD1024R6
50µm OM3 Multimode	HFCD1002R3	HFCD1006R3	HFCD1012R3	HFCD1024R3
50µm OM4 Multimode	HFCD1002R4	HFCD1006R4	HFCD1012R4	HFCD1024R4
9µm OS2 Singlemode	HFCD1002RS	HFCD1006RS	HFCD1012RS	HFCD1024RS

Plenum

62.5µm OM1 Multimode	HFCD1002P6	HFCD1006P6	HFCD1012P6	HFCD1024P6
50µm OM3 Multimode	HFCD1002P3	HFCD1006P3	HFCD1012P3	① HFCD1024P3
50µm OM4 Multimode	HFCD1002P4	HFCD1006P4	HFCD1012P4	HFCD1024P4
9µm OS2 Singlemode	HFCD1002PS	HFCD1006PS	HFCD1012PS	HFCD1024PS

Multi-Unit Tight Buffer Distribution Fiber Cable

Riser; 12 fibers per sub-unit

	Fiber Count	
	48-Strand	72-Strand
50µm OM3 Multimode	HFCD1M12048R3	HFCD1M12072R3
50µm OM4 Multimode	HFCD1M12048R4	HFCD1M12072R4
9µm OS2 Singlemode	HFCD1M12048RS	HFCD1M12072RS

Plenum; 12 fibers per sub-unit

50µm OM3 Multimode	HFCD1M12048P3	HFCD1M12072P3
50µm OM4 Multimode	② HFCD1M12048P4	HFCD1M12072P4
9µm OS2 Singlemode	HFCD1M12048PS	HFCD1M12072PS

Composite Indoor Tight Buffer Fiber Cable

Custom combinations of multimode and singlemode can be quoted and made to order. Contact Hubbell Premise Wiring for quote.

Indoor Interlock Armored Tight Buffer Fiber Cable

Riser

	Fiber Count			
	6-Strand	12-Strand	24-Strand	48-Strand
62.5µm OM1 Multimode	HFCD15006R6	HFCD15012R6	HFCD15024R6	-
50µm OM3 Multimode	HFCD15006R3	HFCD15012R3	HFCD15024R3	③ HFCD15048R3
50µm OM4 Multimode	HFCD15006R4	HFCD15012R4	HFCD15024R4	HFCD15048R4
9µm OS2 Singlemode	HFCD15006RS	HFCD15012RS	HFCD15024RS	HFCD15048RS

Plenum

62.5µm OM1 Multimode	HFCD15006P6	HFCD15012P6	HFCD15024P6	-
50µm OM3 Multimode	HFCD15006P3	HFCD15012P3	HFCD15024P3	HFCD15048P3
50µm OM4 Multimode	HFCD15006P4	HFCD15012P4	HFCD15024P4	HFCD15048P4
9µm OS2 Singlemode	HFCD15006PS	HFCD15012PS	HFCD15024PS	HFCD15048PS



Delivery

Hubbell HFCD Series fiber cables are priced and delivered in feet units. Reel size and weight are determined by cable type and length ordered. Specify cable put-up lengths on purchase order. Contact Hubbell Premise Wiring for availability. Length ordered may be subject to a +/-10% production tolerance. Refer to charts on page I05 for reel capacities, dimensions and estimated shipping weights.

Stocked Cables

Common Hubbell fiber cables are stocked at the plant. Short lengths may be available from stock reels. Contact Hubbell Premise Wiring for availability and fast delivery.

Indoor/Outdoor Tight Buffer Fiber Cable

Riser

	Fiber Count			
	2-Strand	6-Strand	12-Strand	24-Strand
62.5µm OM1 Multimode	HFCD14002R6BK	HFCD14006R6BK	HFCD14012R6BK	HFCD14024R6BK
50µm OM3 Multimode	HFCD14002R3BK	HFCD14006R3BK	HFCD14012R3BK	HFCD14024R3BK
50µm OM4 Multimode	HFCD14002R4BK	HFCD14006R4BK	HFCD14012R4BK	HFCD14024R4BK
9µm OS2 Singlemode	HFCD14002RSBK	HFCD14006RSBK	HFCD14012RSBK	HFCD14024RSBK

Plenum

62.5µm OM1 Multimode	HFCD14002P6BK	HFCD14006P6BK	HFCD14012P6BK	HFCD14024P6BK
50µm OM3 Multimode	HFCD14002P3BK	HFCD14006P3BK	HFCD14012P3BK	HFCD14024P3BK
50µm OM4 Multimode	HFCD14002P4BK	HFCD14006P4BK	HFCD14012P4BK	HFCD14024P4BK
9µm OS2 Singlemode	HFCD14002PSBK	HFCD14006PSBK	HFCD14012PSBK	HFCD14024PSBK

Riser

	48-Strand	72-Strand
62.5µm OM1 Multimode	-	-
50µm OM3 Multimode	HFCD14048R3BK	HFCD14072R3BK
50µm OM4 Multimode	HFCD14048R4BK	HFCD14072R4BK
9µm OS2 Singlemode	HFCD14048RSBK	① HFCD14072RSBK

Plenum

62.5µm OM1 Multimode	-	-
50µm OM3 Multimode	HFCD14048P3BK	HFCD14072P3BK
50µm OM4 Multimode	HFCD14048P4BK	HFCD14072P4BK
9µm OS2 Singlemode	② HFCD14048PSBK	HFCD14072PSBK

Composite Indoor/Outdoor Tight Buffer Fiber Cable

Custom combinations of multimode and singlemode can be quoted and made to order. Contact Hubbell Premise Wiring for quote.

Indoor/Outdoor Armored Tight Buffer Fiber Cable

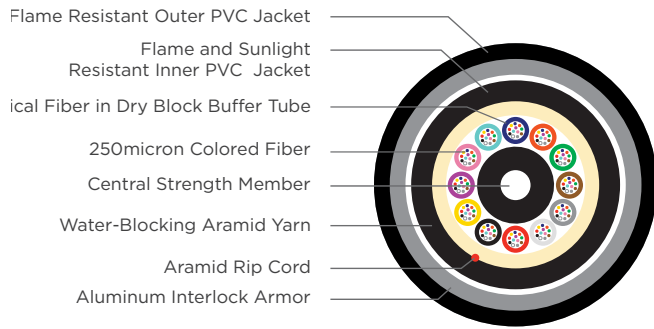
Riser

	Fiber Count			
	6-Strand	12-Strand	24-Strand	48-Strand
62.5µm OM1 Multimode	HFCD19006R6BK	HFCD19012R6BK	HFCD19024R6BK	-
50µm OM3 Multimode	HFCD19006R3BK	HFCD19012R3BK	HFCD19024R3BK	HFCD19048R3BK
50µm OM4 Multimode	HFCD19006R4BK	HFCD19012R4BK	HFCD19024R4BK	HFCD19048R4BK
9µm OS2 Singlemode	HFCD19006RSBK	HFCD19012RSBK	HFCD19024RSBK	HFCD19048RSBK

Plenum

62.5µm OM1 Multimode	HFCD19006P6BK	HFCD19012P6BK	HFCD19024P6BK	HFCD19048P6BK
50µm OM3 Multimode	HFCD19006P3BK	HFCD19012P3BK	HFCD19024P3BK	HFCD19048P3BK
50µm OM4 Multimode	HFCD19006P4BK	HFCD19012P4BK	HFCD19024P4BK	HFCD19048P4BK
9µm OS2 Singlemode	HFCD19006PSBK	HFCD19012PSBK	HFCD19024PSBK	③ HFCD19048PSBK

HFCH6 Series Dry Interlock Armor Indoor/Outdoor Loose Tube Cable



Features

- Superior crush resistance
- Eliminates the need for inner duct or conduit, thus saving installation time
- All-dry construction eliminates cleanup
- OFCR and OFCP ratings allow AIA products to be installed throughout the facility
- UL 1666 Flame Rating

Applications

- Intra/interbuilding backbones, such as conduit pathways or tunnels
- Conduit/duct/tray pathways

Series HFCH6, 2 to 144 fiber, Dry Loose Tube Aluminum Interlocking Armored cable consists of a PVC overall jacket, PVC inner jacket with a standard 2 to 144 fiber Dry Loose Tube Indoor/Outdoor core cable. The core is shielded with spiral-wrapped, aluminum armor that simplifies installation and provides optimal crush resistance for added protection.

Offered with:

Corning® SMF-28® Ultra OS2

Corning® ClearCurve® in OM2 - OM5

Note: ClearCurve and SMF-28 are registered trademarks of Corning Incorporated.

Armored Cable Properties

Fiber Count	Nominal OD (mm)	Bend Radius (cm)	Weight (lb/km)	Tensile Rating, Short Term/Long Term (lb)	Storage & Operating Temperature (°C)	Crush Rating (lb/in)
2-12	13	26	322	600/300	-40 to +70	57
24-48	16.2	32.4	479	600/300	-40 to +70	57
72	19.4	38.8	682	600/300	-40 to +70	57
96	23.7	47.4	775	600/300	-40 to +70	57
144	23.7	47.4	797	600/300	-40 to +70	57

Optical Properties

	OS2	OM1	OM2	OM3	OM4	OM5
Core Size (µm)	9	62.5	50	50	50	50
Wavelength (nm)	1310/1550	850/1300	850/1300	850/1300	850/1300	850/1300
Max Attenuation (dB/km)	0.50/0.40	3.5/1.5	3.5/1.5	3.0/1.0	3.0/1.0	3.0/1.0
Link Length (m)	(1/10 Gb/s @1550nm)	300	150	300	550	550
		(1/10 Gb/s @850nm)	(1/10 Gb/s @850nm)	(10 Gb/s @850nm)	(10 Gb/s @850nm)	(10 Gb/s @850nm)
Bandwidth (EMB High Performance)(MHZ-km)	-	220 @850nm	750 @850nm	2000 @850nm	4700 @850nm	4700 @850nm

Cable Configurator

Catalog Number

HFCH6 armored

HFCH16 non-armored

xxx = Fiber count (002 to 144 strand)

j = 'P' for OFCP Plenum

'R' for OFCR Riser

d = '6' for OM1

'5' for OM2

'4' for OM4

'3' for OM3

'S' for SM

Note: Cable available in both armored and non-armored versions

Example: HFCH6048P4BK

Description: Armored, loose tube, 48 fiber, plenum, OM4, black

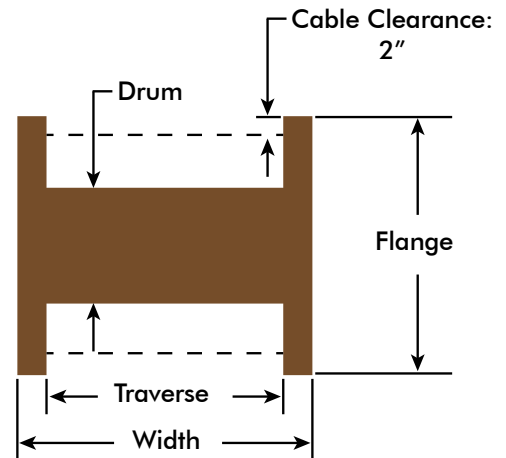
Example: HFCH16048P4BK

Description: Non-armored, loose tube, 48 fiber, plenum, OM4, black

Reel Selection and Capacities for Hubbell HFCD Series Indoor and I/O Cables

Hubbell Fiber Cable Delivery Policy

- HFCD Series fiber cables are priced and delivered in feet
- Cable orders, when permissible, are shipped on a single reel unless otherwise specified
- Multi reel put-up lengths required by the customer must be specified at the time of ordering
- Cable lengths that exceed single reel capacity must have the split approved by the customer
- Cables made to order are subject to a +/-10% production tolerance
- Customer order must match total length shipped
- Reel capacity values on this specification allow for a 2-inch cable-to-flange clearance as illustrated
- Refer to reel dimensions on selection and capacity charts
- Cut charges apply to custom put-ups



Weights, Dimensions and Capacities

Cable Weight = [Length Ordered] X [Weight per Foot]

Estimated Shipping Weight = [Cable Weight] + [Reel Weight] + [Skid Weight]

Reel capacities on this specification allow for a 2 inch cable-to-flange clearance

Refer to specific dimensions on the reel selection chart

Shipping dimensions = [Flange] X [Flange] X [Width]

Estimated Shipping Width = [Traverse Length] + [2 inches]

Standard Reel Selections

Reel	Flange Diameter in	Traverse Length in	Drum Diameter in	Reel Weight lb	Skid Weight lb
A	24	15	16.5	*	n/a
B	30	24	18	30	30
C	45	24	18	115	40
D	48	24	24	120	40

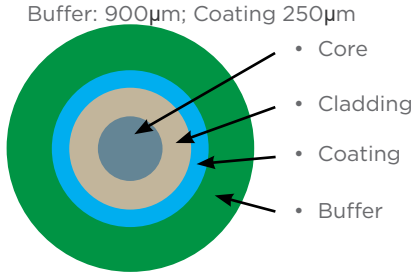
Note: *A-size reels are plastic and boxed; see charts for cable weight.

Hubbell HFCD Series Fiber Cable: Max Reel Capacity Chart, Plenum or Riser

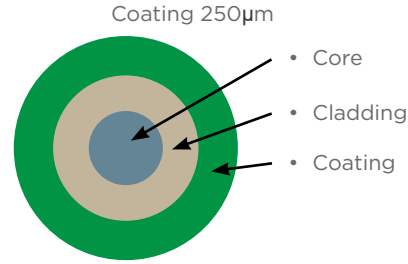
Cable Family	Fiber Count	Overall Jacket Diameter in (mm)	Reel A 24" Flange ft	Reel B 30" Flange ft	Reel C 45" Flange ft	Reel D 48" Flange ft	Cable Weight per Foot lb
HFCD1 Series: Indoor Distribution HFCD14 Series: Indoor/Outdoor	2 strand	0.174 (4.4)	5400	17,500	n/a	n/a	0.012
	6 strand	0.210 (5.3)	4100	14,000	n/a	n/a	0.020
	12 strand	0.250 (6.3)	2900	10,000	n/a	n/a	0.035
	24 strand	0.320 (8.1)	1700	5900	n/a	n/a	0.043
HFCD1M Series: Indoor Multi-Unit	48 strand	0.610 (15.4)	n/a	1400	2100	n/a	0.146
	72 strand	0.790 (20)	n/a	1050	1700	n/a	0.233
HFCD14 Series: Indoor/ Outdoor Multi-Unit	48 strand	0.610 (15.4)	n/a	1400	2100	n/a	0.146
	72 strand	0.790 (20)	n/a	1050	1700	n/a	0.233
HFCD15 Series: Armored Indoor HFCD19 Series: Armored Indoor/Outdoor	6 strand	0.625 (15.9)	n/a	n/a	n/a	5400	0.165
	12 strand	0.625 (15.9)	n/a	n/a	n/a	5400	0.170
	24 strand	0.684 (17.4)	n/a	n/a	n/a	4500	0.188
	48 strand	0.930 (23.5)	n/a	n/a	n/a	2200	0.365

Note: Reel capacities are approximate based on safe clearance below flange diameter. Reel size is determined by cable diameter and quantity ordered.

Buffered Cross Section



Loose Tube Cross Section



Optical Fiber Performance Specifications for HFCD and HFCH Series Cable

Fiber Type	Max Attenuation (dB/km)		Laser-Based EMB (MHz-Km)		1 Gb/s Link Distance (meters)		10 Gb/s Link Distance (meters)		40/100 Gb/s Link Distance (meters)	
	850 nm	1300 nm	850 nm	1300 nm	850 nm	1300 nm	850 nm	1300 nm	850 nm	1300 nm
OM1	≤ 2.9	≤ 0.6	220	n/a	300	550	26	n/a	n/a	n/a
OM2	≤ 2.3	≤ 0.6	950	n/a	750	550	150	n/a	n/a	n/a
OM3	≤ 2.3	≤ 0.6	2000	n/a	1,000	550	300	n/a	150	n/a
OM4	≤ 2.3	≤ 0.6	4700	n/a	1,100	550	550	n/a	150	n/a
	1310 nm	1550 nm	1310 nm	1550 nm	1310 nm	1550 nm	1310 nm	1550 nm	1310 nm	1550 nm
OS2	≤ 0.35	≤ 0.20	n/a	n/a	n/a	n/a	10,000	40,000	10,000	40,000

Note: Fiber attenuation is un-cabled. All link distance limits are based on 1.0 dB max connector loss. OM3, OM4 and OS2 are bend-insensitive fibers for optimum cable bend loss performance.

Optical Fiber Dimensional Specifications: HFCD Series Cables

Fiber Type	Core Diameter (microns)	Cladding Diameter (microns)	Core-Clad Concentricity (microns)	Cladding Non-Circularity	Core Non-Circularity	Coating Diameter (microns)	Coating-Cladding Concentricity (microns)
OM1	62.5 ± 2.5 µm	125 ± 2.0 µm	≤ 1.5 µm	≤ 1.0%	≤ 5.0%	242 ± 5 µm	< 12 µm
OM3	50.0 ± 2.5 µm	125 ± 1.0 µm	≤ 1.5 µm	≤ 1.0%	≤ 5.0%	242 ± 5 µm	< 12 µm
OM4	50.0 ± 2.5 µm	125 ± 1.0 µm	≤ 1.5 µm	≤ 1.0%	≤ 5.0%	242 ± 5 µm	< 12 µm
OS2	9.2 µm**	125 ± 0.7 µm	≤ 0.5 µm	≤ 0.7%	n/a	242 ± 5 µm	< 12 µm

Note: **OS2 mode field diameter at 1310nm: 9.2 ± 0.4µm; OS2 mode field diameter at 1550nm: 10.4 ± 0.4µm.

Cable Color Reference

- Indoor, Tight-Buffered
 - Orange: OM1 and OM2
 - Aqua: OM3 and OM4
 - Yellow: singlemode
- Indoor/Outdoor, Tight-Buffered
 - Black: all fiber types
- Outdoor and Indoor/Outdoor, Loose Tube
 - Black: all fiber types

Color Chart:




Note: Refer to product data sheets on our website for detailed specifications and application guidelines.

FIBER

Enclosures & Panels

Hubbell premium quality fiber enclosures support a wide range of interconnect applications, from data centers to the building backbone, horizontal and entrance facilities. This section features Hubbell enhanced FCR Series enclosures, designed based on customer input to maximize utility and ease of installation. The high density FHD1U and FHDV1U Series data center enclosures offer 144 LC ports in a one unit rack space for maximum density. Enclosures for U.S. government trade-agreement compliance are also available.



Index

FCR Rack Mount Enclosures	J03
FTR Enclosures and OFPNL Panels	J04
FPR Rack Mount Enclosures.....	J05
FER Rack Mount Interconnect Shelves	J06
Rack Mount Splice Enclosures.....	J07
Wall Mount Enclosures	J08
Hinged Wall Mount and Outside Plant Enclosures.....	J09



Specifications

- Black powder coated
- Slide-out tilt-down bottom tray for maximum access
- Two removable top covers
- Optional front / rear lockable doors
- Expanded cable and splice tray storage
- User-friendly port assignment label attached to front door
- Keyed screw holes on mounting brackets, for ease of installation

Standards


- EIA/ECA-310-E
- TIA-569-D50



①



②



③

Enhanced Rack Mount Enclosures

Rack Units	Height In (mm)	Width In (mm)	Depth In (mm)	FSP Panel Capacity	Splice Tray Capacity	Max LC Port Capacity	Standard Catalog No.
1	1.75" (44)	19" (483)	17" (432)	3	3	72	FCR1U3SPX
2	3.5" (89)	19" (483)	17" (432)	6	6	144	① FCR2U6SPX
2	3.5" (89)	19" (483)	17" (432)	9	6	216	FCR2U9SPX
3	5.25" (133)	19" (483)	17" (432)	12	12	288	② FCR3U12SPX
4	7.00" (178)	19" (483)	17" (432)	15	16	360	FCR4U15SPX

Note: Locking option requires FLOCKx Kits. FCR2U9SPX does not accept Plug-n-Play OC Series cassettes.

Enhanced Rack Mount Enclosure, Vertical Panel Mounting

Rack Units	Height In (mm)	Width In (mm)	Depth In (mm)	FSP Panel Capacity	Splice Tray Capacity	Max LC Port Capacity	Standard Catalog No.
4	7.00" (178)	19" (483)	17" (432)	12	16	288	③ FCR4U12SPVX

Accessories

Description	Catalog No.
Cable management kit, bend radius clip, 4-pack	FBRMGTCCLK4
Splice tray, 12 fusion splice	⑥ STRAY12F
Splice tray, 24 fusion splice	STRAY24F
User's side (front) lock kit	FLOCK1
Technician's side (rear) lock kit	FLOCK2



⑥



FTR Series Fixed Rack Mount Enclosures

Standard (3-across)

Rack Units	Height In (mm)	Width In (mm)	Depth In (mm)	LC Port Capacity	Panel Capacity	Splice Tray Capacity	Catalog No.
1U	1.75" (44)	19" (483)	17" (432)	72	3	3	① FTR1U3SP
2U	3.5" (89)	19" (483)	17" (432)	144	6	6	FTR2U6SP
3U	5.25" (133)	19" (483)	17" (432)	288	12	12	FTR3U12SP
4U	7.00" (178)	19" (483)	17" (432)	360	15	16	② FTR4U15SP

H4 Series (4-across)

1U	1.75" (44)	19" (483)	17" (432)	96	4	3	③ FTR1U4H4
2U	3.5" (89)	19" (483)	17" (432)	192	8	6	④ FTR2U8H4
4U	7.00" (178)	19" (483)	17" (432)	384	20	16	FTR4U20H4

Note: See page G08 for compatible FSP H4 Series panels and OC H4 Series cassettes. FTR Enclosures are TAA compliant.



OFPNL Series Rack Mounted Panels

Standard (3-across)

Rack Units	Height In (mm)	Width In (mm)	Depth In (mm)	LC Port Capacity	Panel Capacity	Splice Tray Capacity	Catalog No.
1U	1.75" (44)	19" (483)	0.5"	72	2	N/A	① OFPNL1U2SP
					3	N/A	② OFPNL1U3SP

H4 Series (4-across)

1U	1.75" (44)	19" (483)	0.5"	96	4	N/A	③ OFPNL1U4H4
----	------------	-----------	------	----	---	-----	---------------------

Note: See page G08 for compatible FSP H4 Series panels and OC H4 Series cassettes.



OFPNL Series Rack Mounted Panels with Cable Management Tray

Standard (3-across)


Rack Units	Height In (mm)	Width In (mm)	Depth In (mm)	LC Port Capacity	Panel Capacity	Splice Tray Capacity	Catalog No.
1U	1.75" (44)	19" (483)	8" (203)	72	3	N/A	① OFPNL1U3SPM

H4 Series (4-across)

1U	1.75" (44)	19" (483)	8" (203)	96	4	N/A	② OFPNL1U4H4M
----	------------	-----------	----------	----	---	-----	----------------------



①



②



③

Pre-Punched Enclosures

Loaded (multimode applications only)

Rack Units	Height Inches (mm)	Width Inches (mm)	Depth Inches (mm)	Connector Type	Port Capacity	No. of Adapters	Catalog No.
1	1.75" (44)	19" (483)	11" (279)				
				SC duplex	12	6	FPR012SCM
					24	12	FPR024SCM

Note: Contact Hubbell Premise Wiring for other configurations, custom made to order. See page G14 for screw-mount SC duplex and LC quad adapters.

Pre-Punched Enclosures, FSP Panel Style

Unloaded

Rack Units	Height Inches (mm)	Width Inches (mm)	Depth Inches (mm)	Panel Capacity	Maximum LC Port Capacity	Catalog No.
1	1.75" (44)	19" (483)	11" (279)	3	72	① FPR3SP

Note: See pages G09-11 for FSP adapter panels.

Cable Management Brackets

Fits all FPR series panels

Description	Catalog No.
Protective bracket/cable management bar	② FPRBRKT1

Accessories

Description	Catalog No.
Splice tray, 12 fusion splice	③ STRAY12F
Splice tray, 24 fusion splice	STRAY24F
Cable management kit, bend radius clip, 4-pack	FBRMGTCCLK4



①



②

Specifications

- 16 gauge cold rolled steel
- Black powder coated

Standards

- EIA/ECA-310-E
- TIA-569-D

Fiber Interconnection Shelves

Loaded

Adapter Type	Height Inches (mm)	Width Inches (mm)	Depth Inches (mm)	Port Capacity	No. of Adapters	Adapter Color	Catalog No.
LC duplex	1.73" (44)	17" (432)	9.5" (241)	48	24	Beige/Black	① FER48LCDM
				12	6	Blue/Aqua/Black/OM3/OM4	FER12LCDOM3
				24	12	Blue/Aqua/Black/OM3/OM4	FER24LCDOM3
				48	24	Blue/Aqua/Black/OM3/OM4	FER48LCDOM3
				12	6	Blue/Black	FER12LCDSM
				24	12	Blue/Black	FER24LCDSM
				48	24	Blue/Black	FER48LCDSM

Unloaded

Unloaded	1.73" (44)	17" (432)	9.5" (241)	3 FSP Panel		Black	② FERFSPD
----------	------------	-----------	------------	-------------	--	-------	-----------

Note: Splice trays not included.

Accessories

Description	Catalog No.
Splice Tray, 12 Fusion Splice	STRAY12
Cable management kit, bend radius clip, 4-pack FBRMGTCPLPK4	FBRMGTCPLPK4



Open



Closed

Specifications

- 16 gauge cold rolled steel
- Black powder coated
- Removable cover

Standards

- EIA/ECA-310-E
- TIA-569-D



①



②

③



④

⑤

Splice Enclosures and Hinged Rack Mount Splice Shelves

Rack Units	Height Inches (mm)	Width Inches (mm)	Depth Inches (mm)	Splice Tray Capacity	Catalog No.
1	1.75" (44)	19" (483)	11" (279)	2	① FSS01S
2	3.5" (89)	19" (483)	11" (279)	6	FCR350SE FSS02S

Note: Splice trays not included.

Splice Trays

No. of Fibers	Height Inches (mm)	Width Inches (mm)	Length Inches (mm)	Type	Catalog No.
12	0.4" (10)	5" (127)	7" (178)	Fusion	② STRAY12F
24	0.4" (10)	5" (127)	10" (254)	Fusion	③ STRAY24F
144	0.4" (10)	5" (127)	10" (254)	(12x12 ribbon)	STRAY12RFS
				(12x12 ribbon, deep)	STRAY12RFSDP

Fusion Splice Protection Sleeves

25-pack

Fiber Type	Sleeve Length Inches (mm)	Cleave Length Inches (mm)	Sleeve Diameter After Shrink Inches (mm)	Catalog No.
Single, up to 900 μ m coating	1.6" ()	.4" (10)	0.12" (3.1)	④ FSHST401025
12-fiber ribbon	1.6" (40)	.4" (10)	0.18" (4.5)	⑤ FRSHST401025



FCW4SPT

Specifications

- 16 gauge cold rolled steel for FCW4SPT and FCW4SPTRD, all others lightweight aluminum
- Black powder coated
- Accepts FSP Series panels

Standards

- EIA/ECA-310-E
- TIA-569-D

All Products are TAA/GSA Compliant



①



②



③



④

FCW Series Wall Mounts

Height (in)	Width (in)	Depth (in)	Color	Weight (lb)	FS Panel Capacity	Splice Tray Capacity	Splice Cassette Capacity	Catalog No.
15	15	6	Black	15	12	8	12	① FCW12SPT
11	15	3.5	Black	7	4	4	4	FCW4SPT
11	15	3.5	Red	7	4	4	4	② FCW4SPTRD

FTU Series Wall Mounts

Height (in)	Width (in)	Depth (in)	Color	Weight (lb)	FS Panel Capacity	Splice Tray Capacity	Splice Cassette Capacity	Catalog No.
5.5	6.25	6.3	Black	5	1	12 position splice chip	0	FTU1SPT
9.5	13	3.5	Black	7	2	4	2	FTU2SPT
11.5	13	3.5	Black	8	4	4	3	③ FTU4SPT

Optional Locking Kits

Description	Catalog No.
Lock Kit for cabinets keyed the same as FCWT Technician side	④ FLOCK3
Lock Kit for cabinets keyed differently than the FCWT Technician side	FLOCK4



①



Loaded



Loaded, Hinge Open

FTU Series Hinged Wall Mount Enclosures

Height In (mm)	Width In (mm)	Depth In (mm)	LC Port Capacity	FSP Panel Capacity	Splice Tray Capacity	Color	Catalog No.
7" (178)	12" (305)	4" (102)	48	2	3	Black	① FTU2SPH



②



③



FTU Series Outside Plant Enclosures

NEMA 4X rating

Height In (mm)	Width In (mm)	Depth In (mm)	LC Port Capacity	FSP Panel Capacity	Splice Tray Capacity	Color	Catalog No.
18" (457)	10" (254)	4.4" (112)	48	2	3	Beige	② FTUOS2SP
21" (533)	17" (432)	7" (178)	288	12	6	Beige	③ FTUOS12SP

Pole Mounting Brackets

Description	Catalog No.
For FTUOS2SP; includes grounding studs	④ FTUOS2SPPMB
For FTUOS12SP; includes grounding studs	⑤ FTUOS12SPPMB



④



⑤

METAL

Racks

Hubbell's relay racks, server frames and mounted brackets are the first step to a strong foundation that meets future technology needs. These items provide access and support to cabling infrastructure while allowing ease for future moves, adds and changes.



Index

Standard Relay Racks	K03
Relay Racks and Server Frames	K04
Deep Relay Racks	K05
Relay Rack Accessories.....	K06
Swing Frames and Wall Mount Brackets.....	K07
Tray and Wall Mount Brackets.....	K08

RACKS | Standard Relay Racks



Standard Relay Racks



Specifications

- Rack material: extruded aluminum
- Black powder coated or mill finish
- Weight capacity: 1,000lb. bolted to floor, 500lb unsecured
- Supports 19" EIA wide rack-mount equipment
- 12-24 threaded holes
- Rack unit numbered

Standards

- UL 1863
- EIA/ECA-310-E Universal Mounting Pattern

3" Deep Relay Racks

Black, numbered rack units, universal hole mount pattern for vertical cable managers

Rack Units	External Height Inches (mm)	External Width Inches (mm)	Rail Depth Inches (mm)	Mounting Width Inches (mm)	Black Catalog No.
24	47" (1194)	20" (514)	3" (76)	19" (483)	HPW48RR19
36	67" (1702)	20" (514)	3" (76)	19" (483)	HPW66RR19
45	84" (2134)	20" (514)	3" (76)	19" (483)	HPW84RR19*
		24" (607)	3" (76)	23" (584)	HPW84RR23
48	89" (2261)	20" (514)	3" (76)	19" (483)	HPW90RR19
51	95" (2413)	20" (514)	3" (76)	19" (483)	HPW96RR19

Note: *Add **ML** for Mill Finish.



Rack with Vertical Cable Managers



Z-Channel Manager, Hinged

Specifications

- Rack material: extruded aluminum
- Vertical organizer material: steel
- Black powder coated
- Weight capacity: 1,000lb. bolted to floor, 500lb unsecured
- Supports 19" EIA wide rack-mount equipment
- 12-24 threaded holes
- Rack unit numbered

Standards

- UL 1863
- EIA/ECA-310-E Universal Mounting Pattern

3" Deep Relay Racks with Cable Managers

Black, includes (2) vertical cable managers, numbered rack units

Rack Units	External Height Inches (mm)	External Width Inches (mm)	Rail Depth Inches (mm)	Z Width Inches (mm)	Cover Style	Catalog No.
45	84" (2134)	19" (483)	3" (76)	3" (152)	Hinged	CS1973H
					Clip On	CS1973
					Hinged	CS1976H
					Clip On	CS1976



Deep Relay Racks

Specifications

- Rack material: 0.125" aluminum
- Black powder coated
- Weight capacity: 1,000lb. bolted to floor, 500lb unsecured
- Supports 19" EIA wide rack-mount equipment
- 12-24 threaded holes
- Rack unit numbered


Standards

- UL 1863
- EIA/ECA-310-E Universal Mounting Pattern

6" Deep Relay Rack

Black, numbered rack units, universal hole mount pattern for vertical cable managers

Rack Units	External Height Inches (mm)	Mounting Width Inches (mm)	External Width Inches (mm)	Rail Depth Inches (mm)	Catalog No.
45	84" (2134)	19" (483)	20" (514)	6" (152)	HPW84RR19D



4-Post Relay Racks

Specifications

- Rack material: 12 gauge steel
- Black powder coated
- Rack unit identified
- Weight capacity: 2,000lb.

Standards

- EIA/ECA-310-E Universal Mounting Pattern

4-Post, 19" Relay Rack

Black, rack units identified, integrated ladder tray mounting holes

Rack Units	External Height Inches (mm)	Mounting Width Inches (mm)	External Width Inches (mm)	Depth Inches (mm)	M6 Cage Nut	12-24 Threaded
45	84" (2134)	19" (483)	20" (514)	24" (610)	SF841924	SF841924T
				29" (742)	SF841929	SF841929T
				36" (914)	SF841936	SF841936T
				42" (1067)	SF841942	SF841942T
				48" (1219)	SF841948	SF841948T

Hardware Accessories

Description	Qty	Catalog No.
M6 cage nuts	50-pack	CKM6
12-24 threaded screws	20-pack	1224RRSCRW20



Extra Deep Relay Racks

Specifications

- Rack material: 0.125" aluminum
- Top plate material: 14 gauge steel
- Black powder coated
- Weight capacity: 2,500lb.
- Supports 19" EIA wide rack-mount equipment
- 12-24 threaded holes
- Fast assembly

Standards

- UL 1863
- EIA/ECA-310-E Universal Mounting Pattern

Extra Deep Relay Racks

Black, numbered rack units, integrated cable waterfall top, basket weave top for mounting ladder

Rack Units	External Height Inches (mm)	External Width Inches (mm)	Depth Inches (mm)	Mounting Width Inches (mm)	Hole Type	Catalog No.
45	86" (2184)	24" (622)	10" (254)	19" (483)	12-24 Threaded	HHR45U10
			16" (406)	19" (483)	12-24 Threaded	HHR45U16

Wire Gate Cable Managers

Steel wire 0.225 diameter, black powder coated, toolless mounting inside or outside of HHR relay racks for securing cable

Length Inches (mm)	Width Inches (mm)	Qty	Catalog No.
10" (254)	2" (51)	10	VCW1010
16" (406)	2" (51)	10	VCW1610




Quantity of Cables at 40% Fill Capacity

	10" Gate	16" Gate	VC 8024	Nom Cable OD (in)
Patch Cords				
C6	236	412	74	0.22
C6 low diameter	475	831	148	0.16
C6 A	210	368	120	0.23
Cat6A low diameter	313	547	178	0.19
Horizontal Cables				
C6	259	453	81	0.21
C6 A	177	309	55	0.25

Vertical Wire Cable Managers

Steel wire 0.225 diameter, black powder coated, (2) push pins

Length Inches (mm)	Width Inches (mm)	Depth Inches (mm)	Qty	Catalog No.
40" (1016)	2" (51)	4" (102)	2	VC8024
40" (1016)	2" (51)	7" (178)	2	VCM8027



Security Enclosure

Black, mounts to HHR45xx Extra Deep Relay Racks only, clips into HHR racks, integrated cable management

Rack Units	Height Inches (mm)	Width Inches (mm)	Depth Inches (mm)	Catalog No.
22	39.7" (1008)	24" (610)	5.9" (150)	HSE22





Equipment Shelves

Stationary shelf, 16 gauge, 12-24 mounting hardware

Type	Height Inches (mm)	Width Inches (mm)	Depth Inches (mm)	Load (lb)	Shelf	Catalog No.
Cantilevered	3.5" (89)	19" (483)	14" (356)	50	Solid	① MCCCS19
					Perforated	MCCCS19P
Cantilevered	3.5" (89)	19" (483)	11" (279)	50	Perforated	HSC11P
Cantilevered	7" (178)	19" (483)	20" (508)	200	Solid	② MCCCWS19HD
Center-weighted	3.5" (89)	19" (483)	19" (483)	75	Solid	③ MCCCWS19

Waterfall Top for 3" and 6" Deep Relay Racks

Description

Black, 2 Piece cable drop radius for top of 3" and 6" Deep Relay Racks

Catalog No.

HRRCR



19" Filler Panels

Black, includes (1) panel and (4) 12-24 screws

Rack Units	Height Inches (mm)	Flat Catalog No.	Angled Catalog No.
1	1.75" (44)	MCCBP175	ABP175
2	3.50" (89)	MCCBP350	ABP350
4	7.00" (178)	MCCBP700	—



Relay Rack Isolation Pads

Polyester fiberglass pad for isolating relay racks from cement floor, includes (4) isolating bushings for bolts and (4) cement anchors

Type	Use With	Catalog No.
1-piece	HPWxxRR19	HRRP3
2-piece	HPW84RR19D, SF8419xx	HRRP
2-piece	HHRxxx, HPW84RR23	HRRPW



Cement Anchoring Bolts

Galvanized anchor bolts for securing relay racks to cement floor

Length Inches (mm)	Diameter Inches (mm)	Qty	Catalog No.
3.75" (89)	3/8"	4	HPWRA



Extender Brackets, 23"

Black, includes (2) brackets and (1) mounting hardware kit, converts 23" rack mount space to 19"

Length Inches (mm)	Catalog No.
23" (584)	BREXTB235





Specifications

- Load capacity: 70lb.
- Material: 16 gauge braces, 12 gauge equipment frame
- Finish: durable black powder coat
- 3" deep rack uprights
- EIA-310-D universal spacing tapped 12-24 front and back

Wall Mount Swing Frames

Black finish, includes (1) rack frame and mounting hardware ((50) 12-24 screws)

Rack Units	Height Inches (mm)	Width Inches (mm)	Depth Inches (mm)	Catalog No.
12	24" (610)	20.7" (526)	18" (457)	HPWWMR24
19	36" (914)	20.7" (526)	18" (457)	HPWWMR36
26	48" (1219)	20.7" (526)	18" (457)	HPWWMR48



Specifications

- Load capacity:
 - 4 and 6 rack units: 50lb.
 - 1 and 2 rack units: 25lb.
- 16 gauge steel construction
- Finish: durable black powder coat
- EIA-310-D universal spacing tapped 12-24

Wall Mount Brackets, Bottom-Hinged

Includes assembled bottom-hinged wall bracket

Rack Units	Height Inches (mm)	Width Inches (mm)	Depth Inches (mm)	Catalog No.
1	1.75" (45)	19" (483)	4" (102)	WBB14
2	3.50" (89)	19" (483)	4" (102)	① WBB24
			8" (203)	WBB28
4	7.00" (178)	19" (483)	4" (102)	WBB44
			8" (203)	② WBB48
6	10.50" (267)	19" (483)	4" (102)	WBB64
			8" (203)	WBB68
			18" (457)	WBB618



Wall Mount Brackets, Side-Hinged

Includes assembled side-hinged wall bracket

Rack Units	Height Inches (mm)	Width Inches (mm)	Depth Inches (mm)	Catalog No.
2	3.50" (89)	19" (483)	4" 102)	WBS24
			8" (203)	③ WBS28
4	7.00" (178)	19" (483)	4" 102)	④ WBS44
			8" (203)	WBS48





Specifications

- Mounts to wall; equipment positioned vertically
- Weight rating: 50lb.
- Material: cold rolled steel
- Finish: black powder coated

Wall Mount Brackets

Rack Units	Height Inches (mm)	Width Inches (mm)	Depth Inches (mm)	Hole Type	Catalog No.
2	4.55" (116)	19.25" (489)	3.9" (99)	12-24 threaded	WB2
4	8.05" (204)	19.25" (489)	7.4" (188)	12-24 threaded	WB4
6	8.05" (204)	19.25" (489)	11.15" (283)	12-24 threaded	WB6



Specifications

- Mounts to wall or ladder tray; panels positioned at a 45 degree angle
- Weight rating: 25lb.
- Material: CRS
- Finish: black powder coated

Wall or Tray Mount Brackets

Rack Units	Height Inches (mm)	Width Inches (mm)	Depth Inches (mm)	Hole Type	Catalog No.
2	5" (127)	20" (508)	6.45" (164)	12-24 threaded	TBA2
3	6.39" (162)	20" (508)	6.45" (164)	12-24 threaded	TBA3
4	7.68" (195)	20" (508)	8.18" (208)	12-24 threaded	TBA4



Specifications

- Mounts to ladder tray; underneath or off stringer
- Weight rating: 25lb.
- Material: CRS
- Finish: black powder coated

Tray Mount Brackets

Rack Units	Height Inches (mm)	Width Inches (mm)	Depth Inches (mm)	Hole Type	Catalog No.
2	5" (127)	23.5" (597)	3" (76.2)	12-24 threaded	TBS2
4	8.5" (216)	23.5" (597)	3" (76.2)	12-24 threaded	TBS4
6	12" (305)	23.5" (597)	3" (76.2)	12-24 threaded	TBS6




METAL



Cable Management

Hubbell's cable management offering was designed to meet the varying capacity challenges in data centers and telecommunication rooms. From low capacity efficient models, to high capacity models with many options, Hubbell cable management products support all types of cable routing.

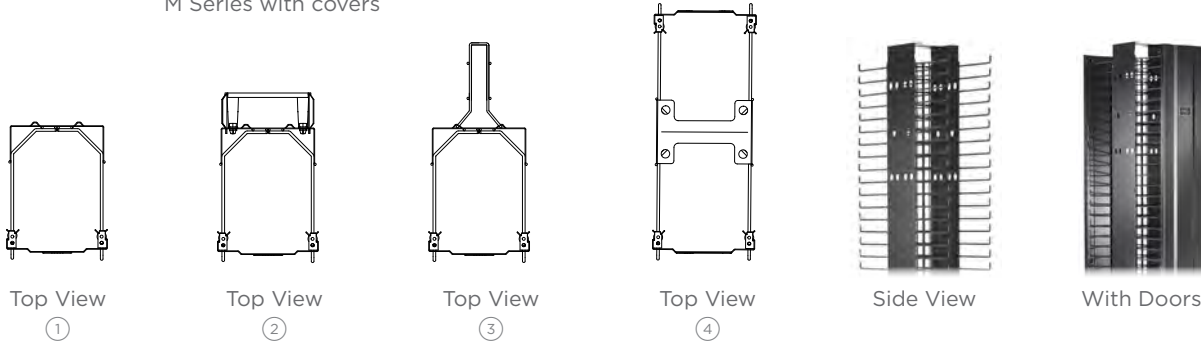


Index

M Series Cable Management.....	L03
VME Series Cable Management.....	L05
S Series Cable Management.....	L06
Rail Mounted	L07
Cable Fasteners	L08



M Series with covers



Specifications

- 14 gauge cold rolled steel
- Dual swing aluminum door with positive latch
- 0.225" steel rod diameter supports
- Black powder coated

Installation

- Single column design
- Installer configured rear options
- For flush mount, use HMx7x horizontal organizers with VM vertical cable managers

Vertical Cable Management


Height Inches (mm)	Width Inches (mm)	Front Depth Inches (mm)	Rear Depth Inches (mm)	Gates Included	3" Spools Included	Rear Cage	Catalog No.
84" (2134)	6" (152)	10" (254)	-	-	-	-	① VM610
84" (2134)	8" (203)	10" (254)	-	-	-	-	VM810
84" (2134)	10" (254)	10" (254)	-	-	-	-	VM1010
84" (2134)	12" (305)	10" (254)	-	-	-	-	VM1210
84" (2134)	6" (152)	10" (254)	3" (76)	4	20	-	② VM613
84" (2134)	8" (203)	10" (254)	3" (76)	4	20	-	VM813
84" (2134)	10" (254)	10" (254)	3" (76)	4	20	-	VM1013
84" (2134)	12" (305)	10" (254)	3" (76)	4	20	-	VM1213
84" (2134)	6" (152)	10" (254)	8" (203)	-	-	1	③ VM618
84" (2134)	8" (203)	10" (254)	8" (203)	-	-	1	VM818
84" (2134)	10" (254)	10" (254)	8" (203)	-	-	1	VM1018
84" (2134)	12" (305)	10" (254)	8" (203)	-	-	1	VM1218
84" (2134)	6" (152)	10" (254)	10" (254)	-	-	-	④ VM620
84" (2134)	8" (203)	10" (254)	10" (254)	-	-	-	VM820
84" (2134)	10" (254)	10" (254)	10" (254)	-	-	-	VM1020
84" (2134)	12" (305)	10" (254)	10" (254)	-	-	-	VM1220

Accessories

Description	Qty	Catalog No.
Rear cage	1	VMR47
Power strip bracket	1	VMRB

Cable Management Gates

Width	Qty	Catalog No.
6" (152)	16	VCG6
8" (203)	4	VCG8
10" (254)	4	VCG10
12" (305)	4	VCG12



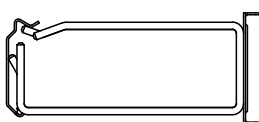
M Series without covers

Specifications

- 14 gauge cold rolled steel
- 0.225" steel rod diameter supports
- Black powder coated

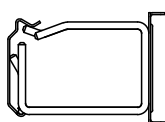
Installation

- Cable radius pass-through holes
- Hinged cover can be removed
- For flush mount, use HMx7x with VM vertical cable managers



Side View

①



Side View

②



Front

③



④

Horizontal Cable Management

Height (RU)	Front Extension	Rear Extension	Cover	Catalog No.
1	7" (178)	-	Included	① HM17C
2	7" (178)	-	Included	HM27C
3	7" (178)	-	Included	HM37C
4	7" (178)	-	Included	HM47C
1	7" (178)	7" (178)	Included	③ HM177C
2	7" (178)	7" (178)	Included	HM277C
3	7" (178)	7" (178)	Included	HM377C
4	7" (178)	7" (178)	Included	HM477C
1	4" (102)	-	Included	② HM14C
2	4" (102)	-	Included	HM24C
3	4" (102)	-	Included	HM34C
4	4" (102)	-	Included	HM44C
1	4" (102)	-	-	HM14
2	4" (102)	-	-	HM24
3	4" (102)	-	-	HM34
1	2" (51)	-	Included	HM12C
2	2" (51)	-	Included	HM22C

Cable Management Spools

Color	Description Inches (mm)	Qty	Catalog No.
Black	3" (76)	50	④ ICKSS
	6" (152)	50	ICKSS6
	9" (229)	50	ICKSS9

Horizontal Cover Only

Height (RU)	Catalog No.
1	HM1C
2	HM2C
3	HM3C
4	HM4C



Specifications

- Steel construction with aluminum doors
- Black powder coated
- 80.5 inch height for 84 inch/45 RU racks and frames
- 6 inches wide, 14 inches overall depth

Installation

- Front 6 inch wide, 7.23 inch deep C-shaped channel
- Rear cable rungs (5) and spools (6)
- VME flush mounts with HMx4(C) 4 inch deep horizontal managers



①



②



③

Vertical Cable Management

Black; includes (5) rear cable rungs and (6) spools

Description	Catalog No.
Front and Rear Cover	① VME614C2
Front Cover, Rear Gate Covers	② VME614C1

Accessories

Description	Catalog No.
VME Series, 7'H x 6"W Cover, Black	VME6C
VME Series Rear Gate Kit (5)	③ VME614GK



S Series without covers

Specifications

- 14 gauge cold rolled steel
- Hinged or lift-off cover
- Black powder coated

Installation

- Pass-through holes for cables
- Covers lift off



①



②



③

Horizontal Cable Management

Height (RU)	Front Extension Inches (mm)	Rear Extension Inches (mm)	Cover	Catalog No.
1	6" (152)	-	Included	HS16C
2	6" (152)	-	Included	HS26C
1	3" (76)	6" (152)	Included	HS136C
2	3" (76)	6" (152)	Included	HS236C
1	3" (76)	-	Included	① HS13C
2	3" (76)	-	Included	HS23C
1	3" (76)	-	-	HS13
2	3" (76)	-	-	② HS23

Horizontal Cover Only

Height (RU)	Catalog No.
1	HS1C
2	HS2C

Vertical Covers

38.5" height

Width Inches (mm)	Qty	Catalog No.
3" (76)	1	③ VSC3
4" (102)	1	VSC4
6" (152)	1	VSC6

Gates

Width Inches (mm)	Qty	Catalog No.
4" (102)	16	VCG4
6" (152)	16	VCG6

Accessories

Description	Qty	Catalog No.
3" spools	50	④ ICKSS*
VS joining kit	1	VCJK
VS hinge kit	2	⑤ VCKH

Note: *Add 6 for 6", add 9 for 9"; see page L04.



Specifications

- 16 gauge cold rolled steel
- Black powder coated

Installation

- Adjusts to handle additional equipment
- Route cables through rear or top/bottom holes

Security Device

Height Min.	Height Max.	Depth Inches (mm)	Mounting	Catalog No.
4 RU	6 RU	4" (102)	Any 19" rack	HSE46
7 RU	12 RU	12.7" (323)	Any 19" rack	HSE712

VELCRO® Brand ONE-WRAP® Cable Ties

Length Inches (mm)	Max. Bundle Dia. Inches (mm)	Color	Qty	Catalog No.
8" (203)	2.5" (64)	Black	10	HPWCVFBK8
		Blue	10	HPWCVFBL8
		Red	10	HPWCVFRD8
		Yellow	10	HPWCVFYL8



Bulk VELCRO® Spool

Width Inches (mm)	Length Feet (mm)		Qty	Catalog No.
1" (25)	10' (3048)	Cut to length	10	HPWCVFBK120
0.625" (16)	75' (22,860)	Cut to length	1	HVFBK5875
0.5" (13)	75' (22,860)	Cut to length	1	HVFBK575
0.5" (13)	75' (22,860)	Rip to length	1	HVFBK575S
0.5" (13)	600' (182,880)	Cut to length	1	HVFBK5600



Note: VELCRO® and ONE-WRAP® are registered trademarks of Velcro Industries B.V.

METAL


Ladder & Basket Tray

Hubbell Ladder and Basket Tray provides innovative, flexible, field-configurable cable management solutions with enhanced capacity, proper support for bend radius and much more. Available for overhead and raised floor applications, Hubbell has a tray system to meet specific cable management requirements while saving labor, minimizing waste and reducing impact to the environment.



Index

Ladder Tray	M03
Ladder Tray Accessories	M04
Wire Basket Tray, Round Cross-Wire	M05
Wire Basket Tray, Flat Style Cross-Wire.....	M06
Wire Basket Tray, Stainless Steel Round Cross-Wire	M07
Wire Basket Tray, Under Floor Round Cross-Wire	M08
Wire Basket Tray, Preformed Fittings.....	M09
Wire Basket Tray, Supports.....	M10
Wire Basket Tray, Covers and Inserts	M11
Wire Basket Tray, Accessories.....	M12



Features

- Material: 16 gauge tubular steel
- Durable powder coat
- Stringer dimensions: 0.375" W x 1.5" H
- Rung spacing: 9.0"
- Weight capacity: 45lb/foot

Straight Sections



Width Inches (mm)	6' (1829) Length	
	Gray	Black
6" (152)	HLS0606G	HLS0606B
12" (305)	HLS0612G	HLS0612B
18" (457)	HLS0618G	HLS0618B
24" (610)	HLS0624G	HLS0624B

Width Inches (mm)	10' (3048) Length	
	Gray	Black
6" (152)	HLS1006G	HLS1006B
12" (305)	HLS1012G	HLS1012B
18" (457)	HLS1018G	HLS1018B
24" (610)	HLS1024G	HLS1024B

Note: Width = outside to outside dimensions.

90° Turns



Width Inches (mm)	Inside Radius 90°	
	Gray	Black
6" (152)	HLI0690G	HLI0690B
12" (305)	HLI1290G	HLI1290B
18" (457)	HLI1890G	HLI1890B
24" (610)	HLI2490G	HLI2490B

Width Inches (mm)	Outside Radius 90°	
	Gray	Black
6" (152)	HLO0690G	HLO0690B
12" (305)	HLO1290G	HLO1290B
18" (457)	HLO1890G	HLO1890B
24" (610)	HLO2490G	HLO2490B



Width Inches (mm)	Flat Turns 90°	
	Gray	Black
6" (152)	HLF0690G	HLF0690B
12" (305)	HLF1290G	HLF1290B
18" (457)	HLF1890G	HLF1890B
24" (610)	HLF2490G	HLF2490B

Width Inches (mm)	Internal Radius 90°, 8.25" (210) Width	
	Gray	Black
6" (152)	HLCG	HLCB

Splice Kits



Butt Splice Kit	Swivel Splice Kit	T-Junction Splice Kit
HLBSK	HLSSK	HLTK

Ceiling Mounting Kit

Description	Black
Ceiling mounting kit with two 6' x 0.625Ø threaded rods	HLCMK
Brackets only	HLCF

Vertical Wall Bracket

Description	Black
2 clips	HLVWBK



J-Bolt Kit

Description	Catalog No.
2-pack, galvanized	HLJB




Foot Kit

Description	Black
2-pack with splices	HLRF


Triangle Wall Supports

Width Inches (mm)	Gray	Black
6" (152)	HLTSB06G	HLTSB06B
12" (305)	HLTSB12G	HLTSB12B
18" (457)	HLTSB18G	HLTSB18B
24" (610)	HLTSB24G	HLTSB24B



Cable Retaining Fence Posts

Nominal Height Inches (mm)	Gray	Black
6" (152)	HLP06G	HLP06B
8" (203)	HLP08G	HLP08B
10" (254)	HLP10G	HLP10B




Wall Angle Supports

Width Inches (mm)	Gray	Black
6-12" (152-305)	HLX0612G	HLX0612
18" (457)	HLX1518G	HLX1518
24" (610)	HLX24G	HLX24

Wall/Rack Mounting Kit

Description	Black
Includes (1) HLMPK19, (1) HLX0612, (1) 40"L x 12"W ladder section	HLWRK




Protective End Caps

Description	Black
2-pack	HLECPK2




Ladder Standoff Support

Description	Gray	Black
14" vertical support	HLH14G	HLH14B




Mounting Kit to Relay Rack

Description	Black
3" rack	HLMPK19
6" rack	HLMPK19D



Cable Radius Drop


Ladder Width Inches (mm)	Actual Width Inches (mm)	Black
6" (152)	4.5" (114)	HLCD06*
12" (305)	10.75" (273)	HLCD12
18" (457)	16.75" (425)	HLCD18
Stringer	7.5" (191)	HLCD5



*Can also be mounted on stringer

Elevation Kit

Height Inches (mm)	Black
2-3" (51-76)	HLEK23
4-6" (102-152)	HLEK46



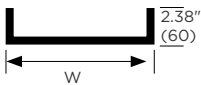
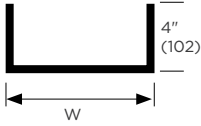
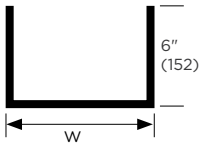

NEXTFRAME | Wire Basket Tray, Round Cross-Wire



Features

- T-weld construction prevents snags
- 5mm round wire minimum
- High load rating
- Easy to cut and fabricate fittings in the field
- 100% recycled steel
- 2" x 4" mesh opening
- Use factory support hardware or fabricate supports at the job site
- Painted tray includes factory installed masking to ensure proper grounding at splices; no need to remove paint during installation

Round Cross-Wire

10 Feet per Length 118.3" (3m) 10 Piece Min. Order Qty. 2" Deep Tray	Tray Width in (mm)	Load (lb/ft)	Tray Weight per Length (lb)	Splice Quantity		Finish	
				90° Sweep Elbow	Straight Splice	Pre-Galvanized	Black Powder Coat
	4" (102)	45	7	2	2	HBT0204	HBT0204BK
	6" (152) •	50	9	3	4	HBT0206	HBT0206BK
	8" (203) •	52	10.5	4	4	HBT0208	HBT0208BK
	12" (305) •	58	12	6	4	HBT0212	HBT0212BK
	16" (406) •	70	15	7	4	HBT0216	HBT0216BK
	18" (457) •	70	23	9	4	HBT0218	HBT0218BK
	20" (508) •	73	25	9	5	HBT0220	HBT0220BK
	22" (559)	73	27	12	5	HBT0222	HBT0222BK
	24" (610) •	75	31	12	5	HBT0224	HBT0224BK
	26" (660)	73	33	13	6	HBT0226	HBT0226BK
	28" (711)	73	35	14	6	HBT0228	HBT0228BK
	30" (762)	70	38	15	6	HBT0230	HBT0230BK
32" (813)	70	39	16	6	HBT0232	HBT0232BK	
	4" (102)	49	12	2	4	HBT0404	HBT0404BK
	6" (152) •	49	13	3	5	HBT0406	HBT0406BK
	8" (203) •	78	15	4	6	HBT0408	HBT0408BK
	12" (305) •	78	23	6	6	HBT0412	HBT0412BK
	16" (406) •	108	27	7	7	HBT0416	HBT0416BK
	18" (457) •	116	29	9	7	HBT0418	HBT0418BK
	20" (508) •	116	31	9	7	HBT0420	HBT0420BK
	22" (559)	116	33	12	8	HBT0422	HBT0422BK
	24" (610) •	116	35	12	8	HBT0424	HBT0424BK
28" (711)	108	39	14	9	HBT0428	HBT0428BK	
	8" (203) •	116	23	4	6	HBT0608	HBT0608BK
	12" (305) •	123	27	6	6	HBT0612	HBT0612BK
	16" (406) •	123	31	7	7	HBT0616	HBT0616BK
	18" (457) •	127	33	9	7	HBT0618	HBT0618BK
	20" (508) •	127	35	9	7	HBT0620	HBT0620BK
	22" (559) •	127	37	12	8	HBT0622	HBT0622BK
	24" (610) •	150	39	12	8	HBT0624	HBT0624BK
	8" (203) •	116	27	4	8	HBT0808	HBT0808BK
	12" (305) •	116	31	6	8	HBT0812	HBT0812BK
	16" (406) •	116	35	7	9	HBT0816	HBT0816BK
	18" (457) •	116	37	9	9	HBT0818	HBT0818BK
	20" (508) •	116	39	9	9	HBT0820	HBT0820BK

Note: •UL Classified as equipment ground conductor (painted tray cUL Classified only).
 All dimensions are +/- 0.25". Custom paint colors available in addition to Black Powder Coat (Contact Hubbell).
 HBT0202 (2x2 tray) available as special order. MOQ 40 pieces. Top wire utilizes side weld.

Wire Basket Tray, Flat Style Cross-Wire | NEXTFRAME

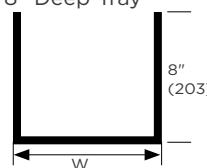
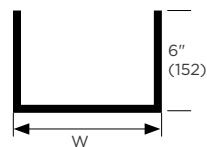
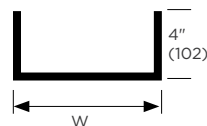


Features

- Flat shaped cross-wires provide significantly more surface area to support weight of cables - Ideal for Cat 6 and 6A applications
- Flat ribs provide 400% more surface area and reduce stress on cables by 60%
- 100% recycled steel
- 2" x 4" mesh opening
- Reduction in stress helps maintain Cat 6 and Cat 6A performance
- Cuts and configures the same as round wire tray
- Uses the same splicing and mounting hardware as round wire tray

Flat Style Cross-Wire

10 Feet per Length 118.3" (3m) 10 Piece Min. Order Qty.	Tray Width	Load (Lb/ft)	Tray Weight per Length (Lb)	Splice Quantity		Finish	
				90° Sweep Elbow	Straight Splice	Pre-Galvanized	Black Powder Coat
2" Deep Tray	4" (102)	45	7	2	2	HBT0204S	HBT0204SBK
	6" (152) •	50	9	3	4	HBT0206S	HBT0206SBK
	8" (203) •	52	10.5	4	4	HBT0208S	HBT0208SBK
	12" (305) •	58	12	6	4	HBT0212S	HBT0212SBK
	16" (406) •	70	15	7	4	HBT0216S	HBT0216SBK
	18" (457) •	70	23	9	4	HBT0218S	HBT0218SBK
	20" (508) •	73	25	9	5	HBT0220S	HBT0220SBK
	22" (559)	73	27	12	5	HBT0222S	HBT0222SBK
	24" (610) •	75	31	12	5	HBT0224S	HBT0224SBK
	26" (660)	73	33	13	6	HBT0226S	HBT0226SBK
	28" (711)	73	35	14	6	HBT0228S	HBT0228SBK
	30" (762)	70	38	15	6	HBT0230S	HBT0230SBK
32" (813)	70	39	16	6	HBT0232S	HBT0232SBK	
4" Deep Tray	4" (102)	49	12	2	4	HBT0404S	HBT0404SBK
	6" (152) •	49	13	3	5	HBT0406S	HBT0406SBK
	8" (203) •	78	15	4	6	HBT0408S	HBT0408SBK
	12" (305) •	78	23	6	6	HBT0412S	HBT0412SBK
	16" (406) •	108	27	7	7	HBT0416S	HBT0416SBK
	18" (457) •	116	29	9	7	HBT0418S	HBT0418SBK
	20" (508) •	116	31	9	7	HBT0420S	HBT0420SBK
	22" (559)	116	33	12	8	HBT0422S	HBT0422SBK
	24" (610) •	116	35	12	8	HBT0424S	HBT0424SBK
6" Deep Tray	8" (203) •	116	23	4	6	HBT0608S	HBT0608SBK
	12" (305) •	123	27	6	6	HBT0612S	HBT0612SBK
	16" (406) •	123	31	7	7	HBT0616S	HBT0616SBK
	18" (457) •	127	33	9	7	HBT0618S	HBT0618SBK
	20" (508) •	127	35	9	7	HBT0620S	HBT0620SBK
	22" (559) •	127	37	12	8	HBT0622S	HBT0622SBK
	24" (610) •	150	39	12	8	HBT0624S	HBT0624SBK
	8" Deep Tray	8" (203) •	116	27	4	8	HBT0808S
12" (305) •		116	31	6	8	HBT0812S	HBT0812SBK
16" (406) •		116	35	7	9	HBT0816S	HBT0816SBK
18" (457) •		116	37	9	9	HBT0818S	HBT0818SBK
20" (508) •		116	39	9	9	HBT0820S	HBT0820SBK



Note: •UL Classified as equipment ground conductor (painted tray cUL Classified only).
All dimensions are +/- 0.25". Custom paint colors available in addition to Black Powder Coat (Contact Hubbell).

NEXTFRAME | Wire Basket Tray, Stainless Stewl Round Cross-Wire



Features

- Type 304L and 316S stainless steel
- Meets ASTM A580 specifications
- 4.5mm round wire minimum
- Stainless splice kits and ceiling supports are available

Applications

- Food processing
- Wash down areas
- Corrosive environments
- Outdoor installations
- Marine

Stainless Steel Round Cross-Wire


10 Feet per Length 118.3" (3m) 10 Piece Min. Order Qty.	Tray Width	Load (lb/ft)	Tray Weight per Length (lb)	Splice Quantity		Round		
				90° Sweep Elbow	Straight Splice	Type 304L	Type 316S	
	2" Deep Tray	4" (102)	45	7	2	2	HBT0204S04	HBT0204S16
	6" (152)	50	9	3	4	HBT0206S04	HBT0206S16	
	8" (203)	52	10.5	4	4	HBT0208S04	HBT0208S16	
	12" (305)	58	12	6	4	HBT0212S04	HBT0212S16	
	16" (406)	70	15	7	4	HBT0216S04	HBT0216S16	
	18" (457)	70	23	9	4	HBT0218S04	HBT0218S16	
	20" (508)	73	25	9	5	HBT0220S04	HBT0220S16	
	22" (559)	73	27	12	5	HBT0222S04	HBT0222S16	
	24" (610)	75	31	12	5	HBT0224S04	HBT0224S16	
	26" (660)	73	33	13	6	HBT0226S04	HBT0226S16	
	28" (711)	73	35	14	6	HBT0228S04	HBT0228S16	
	30" (762)	70	38	15	6	HBT0230S04	HBT0230S16	
32" (813)	70	39	16	6	HBT0232S04	HBT0232S16		
	4" Deep Tray	4" (102)	49	12	2	4	HBT0404S04	HBT0404S16
	6" (152)	49	13	3	5	HBT0406S04	HBT0406S16	
	8" (203)	78	15	4	6	HBT0408S04	HBT0408S16	
	12" (305)	78	23	6	6	HBT0412S04	HBT0412S16	
	16" (406)	108	27	7	7	HBT0416S04	HBT0416S16	
	18" (457)	116	29	9	7	HBT0418S04	HBT0418S16	
	20" (508)	116	31	9	7	HBT0420S04	HBT0420S16	
	22" (559)	116	33	12	8	HBT0422S04	HBT0422S16	
	24" (610)	116	35	12	8	HBT0424S04	HBT0424S16	
28" (711)	108	39	14	9	HBT0428S04	HBT0428S16		
	6" Deep Tray	8" (203)	116	23	4	6	HBT0608S04	HBT0608S16
	12" (305)	123	27	6	6	HBT0612S04	HBT0612S16	
	16" (406)	123	31	7	7	HBT0616S04	HBT0616S16	
	18" (457)	127	33	9	7	HBT0618S04	HBT0618S16	
	20" (508)	127	35	9	7	HBT0620S04	HBT0620S16	
	22" (559)	127	37	12	8	HBT0622S04	HBT0622S16	
	8" Deep Tray	8" (203)	116	27	4	8	HBT0808S04	HBT0808S16
	12" (305)	116	31	6	8	HBT0812S04	HBT0812S16	
	16" (406)	116	35	7	9	HBT0816S04	HBT0816S16	
	18" (457)	116	37	9	9	HBT0818S04	HBT0818S16	
	20" (508)	116	39	9	9	HBT0820S04	HBT0820S16	

Note: All dimensions are +/- 0.25".







Saw Horse Supports

Pre-galvanized finish

Height in (mm)	Width in (mm)	Catalog No.
4" (102)	22" (559)	HBTUSUPP4
6" (152)	22" (559)	HBTUSUPP6
8" (203)	22" (559)	HBTUSUPP8
10" (254)	22" (559)	HBTUSUPP10
12" (305)	22" (559)	HBTUSUPP12
14" (356)	22" (559)	HBTUSUPP14
16" (406)	22" (559)	HBTUSUPP16
18" (457)	22" (559)	HBTUSUPP18
20" (508)	22" (559)	HBTUSUPP20
22" (559)	22" (559)	HBTUSUPP22
24" (610)	22" (559)	HBTUSUPP24
26" (660)	22" (559)	HBTUSUPP26
28" (711)	22" (559)	HBTUSUPP28
30" (762)	22" (559)	HBTUSUPP30



Splice Hardware


Description	Finish	Catalog No.	
Kit, Pedestal (2) HBTUPC and (1) Cross bar	Pre-Galvanized	HBTUPK	
C-Bracket 6" Tier 12" Tier	Pre-Galvanized	HBTUCB6 HBTUCB12	
U-Clamp, Pedestal (1) Clamp	Pre-Galvanized	HBTUPC	
Tray Grounding Fasteners Washer supports HBTWS and 1/4"-20 self threading screws; 50-pack; required when installing under floor wire basket tray	Zinc Plated	HBTUGS	
Intersection Supports For use with HBTUSUPP series support	Pre-Galvanized	HBTUFIT	
Vertical Up	Pre-Galvanized	HBTUVU	

NEXTFRAME | Wire Basket Tray, Preformed Fittings



Features

- Labor and time savings
- Consistent installations
- For round and flat tray
- Steel pre-galvanized bases
- Interlocking polymer side walls
- Splicing hardware included
- Available with steel side walls



①



②



③



④

Pre-Formed Fittings

Tray Size in (mm)	Tray Width in (mm)	① 90 Degree	② Tee	③ Intersection	④ 45 Degree	30 Degree
2" (51) Deep	4"(102)	HBTR0204	HBTT0204	HBTI0204	HBT450204	HBT300204
	6"(152)	HBTR0206	HBTT0206	HBTI0206	HBT450206	HBT300206
	8"(203)	HBTR0208	HBTT0208	HBTI0208	HBT450208	HBT300208
	12"(305)	HBTR0212	HBTT0212	HBTI0212	HBT450212	HBT300212
	16"(406)	HBTR0216	HBTT0216	HBTI0216	HBT450216	HBT300216
	18"(457)	HBTR0218	HBTT0218	HBTI0218	HBT450218	HBT300218
	20"(508)	HBTR0220	HBTT0220	HBTI0220	HBT450220	HBT300220
	24"(610)	HBTR0224	HBTT0224	HBTI0224	HBT450224	HBT300224
4" (102) Deep	4"(102)	HBTR0404	HBTT0404	HBTI0404	HBT450404	HBT300404
	6"(152)	HBTR0406	HBTT0406	HBTI0406	HBT450406	HBT300406
	8"(203)	HBTR0408	HBTT0408	HBTI0408	HBT450408	HBT300408
	12"(305)	HBTR0412	HBTT0412	HBTI0412	HBT450412	HBT300412
	16"(406)	HBTR0416	HBTT0416	HBTI0416	HBT450416	HBT300416
	18"(457)	HBTR0418	HBTT0418	HBTI0418	HBT450418	HBT300418
	20"(508)	HBTR0420	HBTT0420	HBTI0420	HBT450420	HBT300420
	24"(610)	HBTR0424	HBTT0424	HBTI0424	HBT450424	HBT300424
6" (152) Deep	8"(203)	HBTR0608	HBTT0608	HBTI0608	HBT450608	HBT300608
	12"(305)	HBTR0612	HBTT0612	HBTI0612	HBT450612	HBT300612
	16"(406)	HBTR0616	HBTT0616	HBTI0616	HBT450616	HBT300616
	18"(457)	HBTR0618	HBTT0618	HBTI0618	HBT450618	HBT300618
	20"(508)	HBTR0620	HBTT0620	HBTI0620	HBT450620	HBT300620
	24"(610)	HBTR0624	HBTT0624	HBTI0624	HBT450624	HBT300624

Note: Add **BK** to Catalog No. for Black base; add **SW** to Catalog No. for steel side walls

Supports

Install every six (6) feet

Tray Width in (mm)	Center Support, Single Pack		Ceiling Support, Single Pack		Trapeze Support, 50-Pack	
	Pre-Galvanized	Black Powder Coat	Pre-Galvanized	Black Powder Coat	Zinc Plated	Black Powder Coat
4" (102)	HBTCTRS4	HBTCTRS4BK	–	–	HBTTS	HBTTSBK
6" (152)	HBTCTRS6	HBTCTRS6BK	–	–	Attaches to the side of the tray; for tray sizes 16" wide and smaller; use in pairs every 6 feet for 4" and 6" trays; can be staggered every 5 feet	
8" (203)	HBTCTRS8	HBTCTRS8BK	–	–		
12" (305)	HBTCTRS12	HBTCTRS12BK	HBTCLGS12	HBTCLGS12BK		
16" (406)	HBTCTRS16	HBTCTRS16BK	HBTCLGS16	HBTCLGS16BK		
18" (457)	HBTCTRS18	HBTCTRS18BK	HBTCLGS18	HBTCLGS18BK		
20" (508)	HBTCTRS20	HBTCTRS20BK	HBTCLGS20	HBTCLGS20BK		
24" (610)	HBTCTRS24	HBTCTRS24BK	HBTCLGS24	HBTCLGS24BK		

Brackets

Install every six (6) feet



Tray Width in (mm)	L-Bracket, Single Pack		C-Bracket, Single Pack		Shelf Support, Single Pack	
	Pre-Galvanized	Black Powder Coat	Pre-Galvanized	Black Powder Coat	Pre-Galvanized	Black Powder Coat
4" (102)	HBTLB4	HBTLB4BK	HBTCB4	HBTCB4BK	HBTSS4	HBTSS4BK
6" (152)	HBTLB6	HBTLB6BK	–	–	HBTSS6	HBTSS6BK
8" (203)	HBTLB8	HBTLB8BK	HBTCB8	HBTCB8BK	HBTSS8	HBTSS8BK
12" (305)	HBTLB12	HBTLB12BK	HBTCB12	HBTCB12BK	HBTSS12	HBTSS12BK
16" (406)	HBTLB16	HBTLB16BK	–	–	HBTSS16	HBTSS16BK
18" (457)	HBTLB18	HBTLB18BK	HBTCB18	HBTCB18BK	HBTSS18	HBTSS18BK
20" (508)	HBTLB20	HBTLB20BK	–	–	HBTSS20	HBTSS20BK
24" (610)	HBTLB24	HBTLB24BK	–	–	HBTSS24	HBTSS24BK


NEXTRFRAME | Wire Basket Tray, Covers and Inserts

Black Polymer Inserts with Sides

Provides a solid bottom and sides for tray; order in 10 foot increments


Tray Width	2" (51) Deep	4" (102) Deep	6" (152) Deep
4" (102)	HBTFRMINS0204BK	HBTFRMINS0404BK	-
6" (152)	HBTFRMINS0206BK	HBTFRMINS0406BK	-
8" (203)	HBTFRMINS0208BK	HBTFRMINS0408BK	HBTFRMINS0608BK
12" (305)	HBTFRMINS0212BK	HBTFRMINS0412BK	HBTFRMINS0612BK
16" (406)	HBTFRMINS0216BK	HBTFRMINS0416BK	HBTFRMINS0616BK
18" (457)	HBTFRMINS0218BK	HBTFRMINS0418BK	HBTFRMINS0618BK
20" (508)	HBTFRMINS0220BK	HBTFRMINS0420BK	HBTFRMINS0620BK
24" (610)	HBTFRMINS0224BK	HBTFRMINS0424BK	HBTFRMINS0624BK

Note: For white insert, replace **BK** with **WHT**.



Polymer Inserts

Provides a solid bottom for tray; order in 10 foot increments



Tray Width in (mm)	Length in (mm)	White	Black
4" (102)	118" (3000)	HBTINSNM04WHT	HBTINSNM04
6" (152)	118" (3000)	HBTINSNM06WHT	HBTINSNM06
8" (203)	118" (3000)	HBTINSNM08WHT	HBTINSNM08
12" (305)	118" (3000)	HBTINSNM12WHT	HBTINSNM12
16" (406)	118" (3000)	HBTINSNM16WHT	HBTINSNM16
18" (457)	118" (3000)	HBTINSNM18WHT	HBTINSNM18
20" (508)	118" (3000)	HBTINSNM20WHT	HBTINSNM20
24" (610)	118" (3000)	HBTINSNM24WHT	HBTINSNM24

Galvanized Steel Inserts

Provides a solid bottom for tray; each piece is 5 feet long; single pack



Tray Width	Length	Pre-Galvanized	Black Powder Coat
4" (102)	59" (1500)	HBTINSM04	HBTINSM04BK
6" (152)	59" (1500)	HBTINSM06	HBTINSM06BK
8" (203)	59" (1500)	HBTINSM08	HBTINSM08BK
12" (305)	59" (1500)	HBTINSM12	HBTINSM12BK
16" (406)	59" (1500)	HBTINSM16	HBTINSM16BK
18" (457)	59" (1500)	HBTINSM18	HBTINSM18BK
20" (508)	59" (1500)	HBTINSM20	HBTINSM20BK
24" (610)	59" (1500)	HBTINSM24	HBTINSM24BK

Galvanized Steel Covers

Top cable and wire protector; each piece is 5 feet long; single pack






















Tray Width	Length	Pre-Galvanized	Black Powder Coat
4" (102)	59" (1500)	HBTCVR4	HBTCVR4BK
6" (152)	59" (1500)	HBTCVR6	HBTCVR6BK
8" (203)	59" (1500)	HBTCVR8	HBTCVR8BK
12" (305)	59" (1500)	HBTCVR12	HBTCVR12BK
16" (406)	59" (1500)	HBTCVR16	HBTCVR16BK
18" (457)	59" (1500)	HBTCVR18	HBTCVR18BK
20" (508)	59" (1500)	HBTCVR20	HBTCVR20BK
24" (610)	59" (1500)	HBTCVR24	HBTCVR24BK

Galvanized Steel Dividers

Mounting hardware to secure to tray (not included); (2) mounting holes per piece; each piece is 5 feet long; single pack



For Use with Tray Depth	Length	Pre-Galvanized	Black Powder Coat
2" (51) D	60" (1524)	HBTDIV2	HBTDIV2BK
4" (102) D	60" (1524)	HBTDIV4	HBTDIV4BK
6" (152) D	60" (1524)	HBTDIV6	HBTDIV6BK
8" (203) D	60" (1524)	HBTDIV8	HBTDIV8BK

Accessories				
Description	Finish	Catalog No.		
Splice Kit (3) piece staked bolt/washer and nut combination; splices straight sections and field formed fittings; 50-pack	Zinc Plated Black Stainless Steel*	HBT SK HBT SKBK HBT SKSS		
Corner Splice (2) 90° splice bars, (8) splice kit sets; Splice fittings required: (1) per tee fitting; (2) per each cross fitting	Zinc Plated Black Stainless Steel*	HBT CS HBT CSBK HBT CSSS-		
Bar Splice Slotted bar 11 ¹¹ / ₁₆ " L; splices straight sections/fittings; bend to form tray reducers; adds rigidity to tray splices; 50-pack	Zinc Plated Black Stainless Steel*	HBT BS HBT BSBK HBT BS SS		
Washer Supports Splices straight sections/fittings; also a hold down method for tray to strut (nut and bolt sold separately); 50-pack	Zinc Plated Black Stainless Steel*	HBT WS HBT WSBK HBT WSSS		
Self Tapping Screws with Supports 1/4" – 20 self tapping screws and HBTWS; 50-pack	Zinc Plated	HBT UGS		
Vertical Down Protects cables when dropping from the end or side of tray; tray width 7 ³ / ₄ " (197); single pack	Zinc Plated Black	HBT VD HBT VDBK		
Radius Down Increases cable protection and cable bend control; single pack	Tray Width: 4" (102) 6" (152) 12" (305)	Black Black Black	HB TRD4BK HB TRD6BK HB TRD12BK	
Exit Radius Down* Top tray attachment, increases cable protection and cable bend control; 4X4" minimum tray size; single pack	Black	HB EXTRDBK		
Cable Drop Outs Install into bottom of basket tray to reduce pinch points and maintain cable radius bend	2" X 4" (51 X 102) 4" X 4" (102 X 102)	Black Black	HB TCDBK HB TCD4X4BK	
Label Clip Attachment for all tray sizes; single pack	White	HB TLC		
Cable Guide* Maintains cable bend radius; acts as divider for straight sections and fittings; single pack	Black	HB TCG		
Electrical Box Bracket Attaches electrical box to side of tray; single pack	Pre-Galvanized Black	HB TEB HB TEBBL		
Sidocar Attaches to outside of tray; provides additional cable support; 2" deep; single pack	Pre-Galvanized Black	HB TSC HB TSCBK		
Strut Clips Used to hold down basket tray when used with any standard industry strut supports; 50-pack	Pre-Galvanized	HB TSTRUTCLIP		
Grounding Split Bolts For supplemental grounding; (1) bolt per section of basket tray; installer must supply 6 AWG grounding wire; 10-pack	Copper Alloy	HB TSPLITBOLTPK10		
Rack Attachment Attaches tray directly to the top of a standard rack	Zinc Plated Black	HB TRA HB TRABK		
Conduit Attachment Connects conduit to tray (3/4", 1" and 1 1/4" conduit)	Pre-Galvanized Black	HB TCA3 HB TCA3BK		
Nut and Bolt Sets 1/4" – 20 nut and bolt sets; 50-pack	Zinc Plated Stainless Steel*	HB TNB HB TNBSS		
Cutting Tool Manual offset angled cutting tool; 24" leveraged handle; 6lb each		HB TCUTTOOL		

Note: *Stainless Steel accessories are manufactured from 316 grade.

METAL

Wall Mount Enclosures

Hubbell offers many comprehensive distribution cabling solutions to meet the needs of any topology. Our wall mounted enclosures provide connectivity, security and flexibility. A variety of wall mount enclosures and accessories are available to support active or passive network devices, cable management, grounding and bonding, and fiber adaptability, common with remote applications.



Index

RE-BOX® Remote Equipment Cabinets, CommercialN03
 QUADCAB® Wall Mount Cabinets, HEQN04
 QUADCAB® Wall Mount Cabinets, HLQN05
 QUADCAB® Wall Mount Cabinets, HSQN06
 RE-BOX® Remote Equipment Cabinets, IndustrialN07
 Wall Mount Cabinet Accessories.....N11
 AV Ceiling Enclosures and Consolidation Point Enclosures...N14
 Zone Boxes N15
 Security Boxes..... N16

RE-BOX| Remote Equipment Cabinets, Commercial



Specifications

- Load capacity: 100lb.
- Designed to meet NEMA 2
- 16 gauge cold rolled steel
- Dissipates 160W of heat without fan

Standards

- UL 1863
- Tamper-resistant per Telcordia GR-487CORE

Commercial Equipment Cabinets

Pre-configured version; includes base/rear section with welded 19" brackets for (2) hubs, front door with (2) locks (NSQ tool), and a set of 19" bottom hinge brackets for patch panels; RE4xx versions also include a set of 19" extension brackets for (3) additional hubs

Switch Capacity	Max. Switch Depth Inches (mm)	Width Inches (mm)	Depth Inches (mm)	Height Inches (mm)	Color	Catalog No.
2U	14" (356)	24.2" (615)	7" (178)	32" (813)	Black	RE2B
					Light Gray	RE2
5U	14" (356)	24.2" (615)	10" (254)	32" (813)	Black	RE4B
					Light Gray	RE4
	22" (559)	24.2" (615)	10" (254)	42" (1067)	Black	RE4XB
					Light Gray	RE4X



User-configurable version; includes (1) base/rear section and (1) front door with (2) locks (NSQ tool); IDF24 has only (1) lock

Rear Wall Units* (RWU)	Width Inches (mm)	Depth Inches (mm)	Height Inches (mm)	Color	Catalog No.
2	24.2" (615)	10" (254)	24" (600)	Light Gray	IDF24
4	24.2" (615)	10" (254)	32" (813)	Light Gray	IDF32
6	24.2" (615)	10" (254)	42" (1067)	Light Gray	IDF42



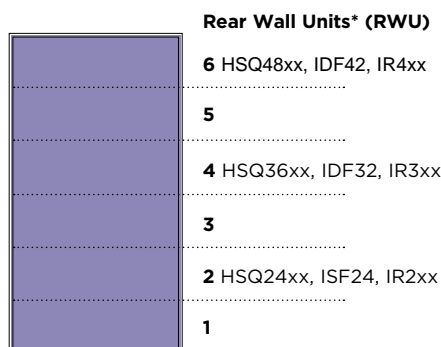
Rear Wall Unit (RWU) Clip System

In this unique system, attachment slots spaced 3" apart are stamped into the rear wall along its entire height. The customer can then clip a wide assortment of accessories to the rear wall of the cabinet to mount patch panels, switches, punch-down blocks, coax splitters and so on.

Feature	Accessories	Benefit
Patch panel mounting	REK19 REK19L	<ul style="list-style-type: none"> • Mounting patch panels in rear section of QUADCAB® frees space in the center section for more active equipment, resulting in a smaller cabinet profile on the wall or more room for future expansion. • Makes cable termination easier.
Active equipment	REKZ REKZL	<ul style="list-style-type: none"> • Deep active equipment can be hung vertically. • Blank 19" panels can be used to provide shelves along the rear wall for media converters or other desktop equipment.
Punch-down blocks	REK110	<ul style="list-style-type: none"> • Mounts 110 and 66 blocks into rear using pre-threaded rails; saves labor time on the job.

- 1 Determine the equipment you need to mount on the rear wall of the cabinet.
- 2 Locate the appropriate accessories on page N11.
- 3 Determine the amount of space needed for each piece and map out on the guide to the right.

*Each RWU = 6"





Specifications

- Load capacity: 100lb.
- (1) pair 19" rack-style rails tapped 12-24 holes per EIA-310-D
- Finish: powder coat black
- Front door lockable
- Reversible and locked door

HEQ QUADCAB® Wall Mount Cabinets

Includes: (1) section, (1) front door, (2) 19" mounting angles, CH751 lock

Mesh Door Style

Rack Units	Max. Switch Depth Inches (mm)	Height Inches (mm)	Width Inches (mm)	Depth Inches (mm)	Mesh DoorStyle
5	12" (305)	12" (305)	22.6" (574)	14" (356)	HEQ12
8	12" (305)	18" (457)	22.6" (574)	14" (356)	HEQ18
12	12" (305)	24" (610)	22.6" (574)	14" (356)	HEQ24



Solid Door Style

Rack Units	Max. Switch Depth Inches (mm)	Height Inches (mm)	Width Inches (mm)	Depth Inches (mm)	Solid DoorStyle
5	12" (305)	12" (305)	22.6" (574)	14" (356)	HEQ12S
8	12" (305)	18" (457)	22.6" (574)	14" (356)	HEQ18S
12	12" (305)	24" (610)	22.6" (574)	14" (356)	HEQ24S





Specifications

- Load capacity: 250lb.
- (2) pair 19" rack-style rails tapped 12-24 holes per EIA-310-D
- Finish: powder coat black
- Three independent sections
- Front and rear door lockable
- U-style rear knockouts accommodate terminated cables
- Installed bonding jumpers

HLQ QUADCAB® Wall Mount Cabinets

Includes: (1) rear section, (1) front door, (2) 19" mounting angles, (1) center section with (2) CH751 locks, (3) bonding jumpers

Window Door Style

Rack Units	Max. Switch Depth Inches (mm)	Height Inches (mm)	Width Inches (mm)	Depth Inches (mm)	Load Capacity (lb)	Window Door Style
12	22" (559)	24" (610)	22" (559)	24" (610)	150	HLQ24
19	22" (559)	36" (914)	22" (559)	24" (610)	250	HLQ36
25	22" (559)	48" (1219)	22" (559)	24" (610)	250	HLQ48
12	30" (762)	24" (610)	22" (559)	32" (813)	250	HLQ2432
19	30" (762)	36" (914)	22" (559)	32" (813)	250	HLQ3632
25	30" (762)	48" (1219)	22" (559)	32" (813)	250	HLQ4832



Mesh Door Style

Rack Units	Max. Switch Depth Inches (mm)	Height Inches (mm)	Width Inches (mm)	Depth Inches (mm)	Load Capacity (lb)	Mesh Door Style
12	22" (559)	24" (610)	22" (559)	24" (610)	150	HLQ24M
19	22" (559)	36" (914)	22" (559)	24" (610)	250	HLQ36M
25	22" (559)	48" (1219)	22" (559)	24" (610)	350	HLQ48M
12	30" (762)	24" (610)	22" (559)	32" (813)	250	HLQ2432M
19	30" (762)	36" (914)	22" (559)	32" (813)	250	HLQ3632M
25	30" (762)	48" (1219)	22" (559)	32" (813)	250	HLQ4832M



Fan Kits

Description	Catalog No.
Fan Kit	HLQFK
Filter Kit	HLQFF
HLQxx32 Caster Kit (5 wheels)	HLQ32CK
HLQxx32 Dust Resistance Kit	HLQ32DRK





Specifications

- Load capacity: 400lb.
- 19" rack-style rails tapped 12-24 holes per EIA-310-D
- Finish: powder coat black
- Three independent sections:
 - Rear section mounts to wall
 - Center section hinged to swing out
 - Front and rear door lockable
 - Rear cabinet section accepts many RE-BOX® accessories

HSQ QUADCAB® Wall Mount Cabinets

Includes: (1) rear section (arrives disassembled, facilitating installation), (1) front door, (2) 19" mounting angles, (1) center section with (2) CH751 locks, (2) top/bottom cover plates, (2) hinge pins, (2) security cotter pins

Window Door Style

Rack Units	Rear Wall Units* (RWU)	Height Inches (mm)	Width Inches (mm)	Depth Inches (mm)	Window Door Style
12	2	24" (610)	22.6" (574)	20" (508)	HSQ24
				26" (660)	HSQ2426
				36" (914)	HSQ2436
19	4	36" (914)	22.6" (574)	20" (508)	HSQ36
				26" (660)	HSQ3626
				36" (914)	HSQ3636
26	6	48" (1219)	22.6" (574)	20" (508)	HSQ48
				26" (660)	HSQ4826
				36" (914)	HSQ4836



Solid Door Style

Rack Units	Rear Wall Units* (RWU)	Height Inches (mm)	Width Inches (mm)	Depth Inches (mm)	Solid Door Style
12	2	24" (610)	22.6" (574)	20" (508)	HSQ24S
				26" (660)	HSQ24S26
				36" (914)	HSQ24S36
19	4	36" (914)	22.6" (574)	20" (508)	HSQ36S
				26" (660)	HSQ36S26
				36" (914)	HSQ36S36
26	6	48" (1219)	22.6" (574)	20" (508)	HSQ48S
				26" (660)	HSQ48S26
				36" (914)	HSQ48S36



AV - Section N

Note: * Rear Wall Unit (RWU) is the total number of rack unit space that can be mounted to rear wall lances of cabinet, via bracket accessories.



Specifications

- 14 gauge steel
- Poured-in-place polyurethane gasket ondoor
- Locking T-handle

Standards

- UL Listed to UL 508A Type 12 enclosures
UL File E64791
- cUL Certified Types 4 and 12
- NEMA/EEMAC Types 4, 12 and 13, 4X

Industrial RE-BOX®, Vertical Mount

Pre-configured version; 100lb load capacity; includes 4RU patch panel bracket, rear lance panel, 5RU vertical equipment mount bracket, 12-24 threaded brackets

Switch Capacity	Max. Switch Depth Inches (mm)	Width Inches (mm)	Depth Inches (mm)	Height Inches (mm)	Color	Catalog No.
5	4"	24" (600)	12" (305)	24" (610)	Gray	IR221PG
5	16"	24" (600)	12" (305)	36" (914)	Gray	IR321PG
5	28"	24" (600)	12" (305)	48" (1219)	Gray	IR421PG

User-configurable version; rear perforated panel

RWU	Max. Switch Depth Inches (mm)	Width Inches (mm)	Depth Inches (mm)	Height Inches (mm)	Color	Catalog No.
2	18" (457)	24" (600)	12" (305)	24" (610)	Gray	IR221UG
4	30" (762)	24" (600)	12" (305)	36" (914)	Gray	IR321UG
6	42" (1067)	24" (600)	10" (254)	48" (1219)	Gray	IR421UG

Pre-configured version; 100lb load capacity; 304 Stainless Steel; includes 4RU patch panel bracket, rear lance panel, 5RU vertical equipment mount bracket, 12-24 threaded brackets

Switch Capacity	Max. Switch Depth Inches (mm)	Width Inches (mm)	Depth Inches (mm)	Height Inches (mm)	Color	Catalog No.
5	4"	24" (600)	12" (305)	24" (610)	Stainless	IR221PS
5	16"	24" (600)	12" (305)	36" (914)	Stainless	IR321PS
5	28"	24" (600)	12" (305)	48" (1219)	Stainless	IR421PS

Industrial RE-BOX® Pole Mount Kits

Mounting Pole Diameter (Max) Inches (mm)	Mounting Strap Length Inches (mm)	Weight Rating	Material	Catalog No.
14"	48" (1219)	350lb	Gray Painted Steel	IRPKSG
			Stainless Steel	IRPKSS





Specifications

- 14 gauge steel
- Poured-in-place polyurethane gasket on door
- Locking T-handle

Standards

- UL Listed to UL 508A Type 12 enclosures
UL File E64791
- cUL Certified Types 4 and 12
- NEMA/EEMAC Types 4, 12 and 13

Industrial RE-BOX®, Horizontal Mount

Pre-configured version; 250lb load capacity; rear perforated panel; NEMA 4/12/13; includes vertical rails

Rack Units	Max. Switch Depth Inches (mm)	Width Inches (mm)	Depth Inches (mm)	Height Inches (mm)	Color	Catalog No.
12	20" (508)	24" (600)	24" (600)	24" (610)	Gray	IR222PG
19	20" (508)	24" (600)	24" (600)	36" (914)	Gray	IR322PG
26	20" (508)	24" (600)	24" (600)	48" (1219)	Gray	IR422PG



Specifications

- Industrial strength brackets allow equipment to slide out for easy access Perforated rear panel
- Doors have locking three-point latches to secure and seal
- Mounting bracket is affixed to wall first to ease installation process

Standards

- UL 1863 Listed, EIA-310-E Compliant NEMA/EEMAC Types 4/12 and 4X
- Tamper-Resistant per GR-CORE-63

3-Door Rear Access Industrial RE-BOX®

Pre-configured version; 250lb load capacity; rear perforated panel; includes (3) doors for rear equipment access, slide-out mounting horizontal rails, cabinet mount bracket, 12-24 threaded brackets

Rack Units	Height Inches (mm)	Width Inches (mm)	Depth Inches (mm)	NEMA	Material	Catalog No.
19	35.5" (902)	23.9" (607)	30.9" (785)	4/12/13	Steel	IR323PG
				4X	Stainless Steel	IR323PS
26	47.8" (1214)	23.9" (607)	30.9" (785)	4/12/13	Steel	IR423PG
				4X	Stainless Steel	IR423PS



Specifications

- Poured-in-place polyurethane gasket on door
- ANSI 61 gray polyester powder coat
- 14 gauge steel

Standards

- UL Listed to UL 508A Type 4, 12 and 13, File E64791
- CSA Certified Type 4, 12 and 13, File LL66078

Industrial RE-BOX® Cabinet Configured for Cooling

Vertical Equipment Mount: includes enclosure, 4U bottom hinged patch panel bracket (REK19), and 5U equipment mounting bracket (REKZ)

Air Conditioner (Sold Separately)	Rack Units	Height Inches (mm)	Width Inches (mm)	Depth Inches (mm)	Max Switch Depth	Catalog No.
IRAC1	9U	24" (610)	24" (610)	12" (305)	4" (102)	IR221APG
		36" (914)	24" (610)	12" (305)	16" (406)	IR321APG
		48" (1219)	24" (610)	12" (305)	28" (711)	IR421APG
IRAC3	9U	36" (914)	24" (610)	16" (406)	16" (406)	IR3216APG
		48" (1219)	24" (610)	16" (406)	28" (711)	IR4216APG



Horizontal Equipment Mount: includes enclosure, M6 cage nut rail, 50-pack M6 cage nuts

Air Conditioner (Sold Separately)	Rack Units	Height Inches (mm)	Width Inches (mm)	Depth Inches (mm)	Max Switch Depth	Catalog No.
IRAC3	12U	24" (610)	24" (610)	24" (610)	20" (508)	IR222APG
	19U	36" (914)	24" (610)	24" (610)	20" (508)	IR322APG



Specifications

- Poured-in-place polyurethane gasket on door
- ANSI 61 gray polyester powder coat
- 14 gauge steel

Standards

- UL Listed to UL 508 Type 12 enclosures, File E64791
- CSA Certified 4, 12 and 13, File LL66078

Industrial RE-BOX® Cabinet Configured for Cooling and Fiber Optics

Pre-configured version: includes enclosure, 2U wall bracket (HPWWB2U4, fiber patch panel kit (REKFP), and 20A power kit (REKP)

Air Conditioner (Sold Separately)	Rack Units	Height Inches (mm)	Width Inches (mm)	Depth Inches (mm)	Catalog No.
IRAC2	2U	24" (610)	14" (356)	16" (406)	IR211AFK





Specifications

- Refrigerant: R-134a (CFC-Free)
- Integrated thermostat

Standards

- UL Listed cUL
- NEMA 4, 12 and 3R Rated

Air Conditioning Units for Industrial RE-BOX®

Includes: air conditioner, mounting brackets and hardware for securing air conditioner to Industrial RE-BOX cabinets that have side cutouts

BTU	Amp Draw	Weight (lb)	Height Inches (mm)	Width Inches (mm)	Depth Inches (mm)	Use With	Catalog No.
1160	4.3	26	15" (381)	8" (203)	7" (178)	IRx21Axx	IRAC1
2000	4	38	18" (457)	12" (305)	7" (178)	IRx11Axx	IRAC2
3000	6	54	21" (533)	12" (305)	10" (254)	IRx22Axx and IRxx16Axx	IRAC3



Specifications

- ANSI 61 gray polyester powder coat
- 14 gauge steel

Floor Standing Kits for Industrial RE-BOX®

Includes: a pair of floor mount legs that support Industrial RE-BOX cabinets that are 24" wide and 12" or 24" deep

Cabinet Depth	Height (in)	Width (in)	Depth	Use With	Catalog No.
12" (305)	18" (457)	24" (610)	12" (305)	IRx21APG	IRF1812
24" (610)	12" (305)	24" (610)	24" (610)	IRx22APG	IRF1224



Wall Mount Cabinet Accessories

Grounding Kit

Busbar with ring jumpers

Catalog No. REKGB

For use with HSQ, HLQ, HEQ, RE, IDF, and IR.



Thermostat

Includes: thermostat, adhesive-backed mounting bracket and wiring harness

Catalog No. CTK

For use with HSQ, HEQ, RE, IDF, and IR.



Patch Panel Mounting Brackets

Mount 19" patch panels to rear wall; includes (2) brackets (left and right)

Rack Units **RWU** **Catalog No.**

4 1 **REK19**

2 1 **REK19L**



For use with HSQ, RE, and IR.

Heating Accessories

Description **Catalog No.**

Heater thermostat **CTKH**

250 watt heater with fan, 120V **IRH250**

400 watt heater with fan, 120V **IRH400**



For use with IR only.

Equipment Mounting Brackets

Provides 19" mounting for hubs and other active equipment to rear wall; includes (2) brackets (left and right)

Rack Units **RWU** **Catalog No.**

5 1 **REKZ¹**

3 1 **REKZL²**



Note: Account for depth of equipment.

¹For use with RE, and IR.

²For use with HSQ, RE, and IR.

3/4" Plywood Backboards

Universal rear wall mounting for wall mounted brackets, blocks, splitters, hubs and other devices; includes 0.75" APA grade AC plywood painted fire-retardant white, (2) mounting brackets, (1) assembly hardware kit

Dimensions **RWU** **Catalog No.**

20" x 19" 2 **REKBB20**

30" x 19" 3 **REKBB30**

40" x 19" 4 **REKBB40**



For use with IDF.

Fan Kit

Enhances ventilation; includes (1) 57-CFM fan, finger guard, disconnect power cord, 2-prong plug, foam baffle, adhesive-backed baffle, #6-32 mounting screws and assembly bracket

Catalog No. REKF

Note: Order (1) per RE2; order (2) per RE4, RE4X, IDF For use with HSQ, HEQ, and RE.



20A Power Kit

Occupies left or right side of one rear panel space; includes Hubbell surge-protected duplex receptacle with audible alarm (HBL5362ISA), single-gang work box, 6' Hubbell POLYTUFF® non-metallic conduit, stainless steel face plate, and assembly hardware kit

Catalog No. REKP

For use with HSQ, HLQ, HEQ, RE, IDF, and IR.



Fan

Increases ventilation; includes (1) 57CFM fan, finger guard, (4) lock nuts, screws, and washers, and a 6' cord with plug

Description **Catalog No.**

Fan, 120V/7A **REKEF**



For use with HSQ, HEQ, RE, and IDF.

Reusable Dust Filter

Kit Includes: (2) filters with pre-assembled adhesive VELCRO® fasteners

Catalog No. HWKFF

Note: Two kits are needed for 3' and 4' cabinets. For use with HSQ only.



Fan Kits with Tray

Increases ventilation; includes wired fan tray assembly with (2) fans (57CFM each) and mounting hardware kit

Description **Catalog No.**

114CFM, 120VAC, 60Hz, 36dBA **HWKF120**

114CFM, 230VAC, 50Hz, 36dBA **HWKF230**



For use with HSQ only.

Fan Filter Kit

For use with RE4, RE4X, IDF only; includes mounting bracket, foam filters, and assembly hardware kit

Catalog No. REKFF

For use with HEQ, and RE.



Note: VELCRO is a registered trademark of Velcro Industries B.V.

Conversion Kits

Convert an RE2 to an RE4 for added space; includes RE4 door, (2) RE4 extender brackets, and (2) 4U bottom hinged patch panel brackets

Color	Catalog No.
Black	REKUB
Gray	REKU

For use with RE only.



Recessed Mounting Kits

Enables recessed mounting with louvered section at bottom for cabinet ventilation; includes trim ring, 1/4" x 5/8" sheet metal screws and 12-24 x 1 1/4" pan head screws

Height Inches (mm)	Catalog No.
24" (607)	REKR24
32" (813)	REKR32
42" (1067)	REKR42

For use with RE-BOX cabinets only.



Gasket Kit

Protect against dust and water to enhance performance of fan and filter; includes (1) roll adhesive-backed foam gasket

Length (ft)	Thickness	Catalog No.
10'	1/8" x 1/2"	REKG1
30'	3/4" x 1/16"	HWKGT²

¹For use with RE only.
²For use with HSQ only.



Left Hand Hinge Kit

Use to reverse door; includes (2) sets of left hand door hinges

Catalog No.	REKI
-------------	------

For use with RE-BOX cabinets only.



Fiber Optic Bracket

Accepts one fiber FSP adapter panel; occupies no rear panel spaces; includes fiber optic bracket

Catalog No.	REKFP
-------------	-------

For use with HSQ, RE, and IR.



Rebox Fiber Bracket

Cabinet Hardware, Patch Panel Bracket, LGX Bracket Rebox.

Catalog No.	RESPLBKT
-------------	----------




Note: Plexiglas is a registered trademark of Altuglas International, Arkema Group.

Equipment Shelves, Cantilevered

Black; includes (1) shelf and mounting hardware kit

Description	Dimensions	Catalog.No.
Solid	2U x 19"W x 14"D	MCCCS19
Perforated	2U x 19"W x 14"D	MCCCS19P
Perforated	2U x 19"W x 11"D	HSC11P

For use with HSQ, HLQ, HEQ, and IR.



Equipment Shelves, Stationary

For use with 36" deep enclosures; Black; includes (1) shelf and mounting hardware kit

Description	Dimensions	Catalog. No.
Perforated	17.7" W x 29.2" D	MCCPSHLF

For use with HSQ only.



Padlock Hasp Kit

Includes: (2) padlock hasps, (4) 1/4"-20 carriage bolts, hex nuts and washers

Catalog No.	REKH
-------------	------

For use with RE-BOX cabinets only.



110/66 Block Mounting Rails

Provides mounting for 110 and 66 blocks; mounts to rearwall; includes (2) 110/66 block mounting rails and (20) 10-24 x 1/2" screws

RWU	Catalog No.
2	REK110

For use with RE-BOX cabinets only.



Sound Dampening Kit

Dampen noise generated from active equipment in cabinet; includes polyurethane foam pieces, pre-cut to line cabinet interior

Catalog No.	REKS
-------------	------

For use with RE-BOX cabinets only.



Wall Mount Cabinet Accessories

Mobile Bases

Convert wall mount cabinet to floor standing cabinet; includes (1) mobile base, (4) swivel casters, (4) leveling feet and mounting hardware kit

Description	Catalog. No.
20" depth	HSQKMB20
26" depth	HSQKMB26
36" depth	HSQKMB36

For use with HSQ only.

Rear Rail Kits

Support rear of deep, active equipment or adapt to accept cage nuts; includes (2) 19" mounting rails, mounting hardware kit and (20) screws and washers

Description	Catalog. No.
24" x M6	HWK6M6
36" x M6	HWK9M6
48" x M6	HWK12M6
24" x #12-24	HWK241224
36" x #12-24	HWK361224
48" x #12-24	HWK481224



For use with HSQ only.

DIN Rail Communications Kit

Unloaded utility box kit

Catalog. No.	HIDRUBCKIT
--------------	------------

Note: See page B10 for decorator and duplex frames.
For use with HSQ only.



Thermostat Kit

Includes: thermostat, adhesive backed mounting bracket, wiring harness

Catalog. No.	CTK2
--------------	------



Lock Kits

Change lock style to meet specific applications; includes (2) assembly locks and keys (except CKL716 which includes NSQ tool)

Description	Catalog. No.
CH751 keyed lock kit (HSQ)	CKL751
333 keyed lock kit (HLQ)	CKL333
Bellcore 716 bit lock (RE)	CKL716



For use with HLQ, HSQ and RE.

Front Doors

Replacement front doors for QUADCAB® enclosures; includes (1) door, (1) window (on Plexiglas® doors only), (2) hinge barrels, right and left hinges, (4) lock nuts and (4) carriage bolts

Door	Height	Catalog No.
Solid Metal	24"	HQKSD24
	36"	HQKSD36
	48"	HQKSD48
Window	24"	HQKWD24
	36"	HQKWD36
	48"	HQKWD48



For use with HSQ only.

Panel Bracket for FSP Adapter

Use with adapter panels on page G10 and G11; snap mounts into structured cabling enclosures; includes bracket

Catalog. No.	NSOF5B
--------------	--------



AV Ceiling Enclosures and Consolidation Point Enclosures



Specifications

- Continuous plasma-welded seams
- ¼-turn, oil-tight latches on door
- Poured-in polyurethane gasket on door
- ANSI 61 gray polyester inside and out over phosphatized surfaces (HICP412G)

Consolidation Point Enclosures

House and secure small switches, wireless access points and cross connect products in harsh environments; includes enclosure

Rating	Material/Finish	Width Inches (mm)	Depth Inches (mm)	Height Inches (mm)	Catalog No.
NEMA Rated 4X	14 gauge stainless steel with brushed finish, gray	12" (305)	6" (152)	12" (305)	HICPSS
NEMA Rated 4/12	14 gauge cold rolled steel with powder coat, gray	12" (305)	6" (152)	12" (305)	HICP412G



Zone Boxes



Specifications

- Aluminum enclosure, .060"
- Tapped holes in brackets: 12-24
- Mounts in standard 24" x 24" raised floor panel spaces

Zone Access Floor Boxes

Includes: enclosure, fire-rated foam kits for cable entries and exits, leveler bolts, support brackets and cable entry port covers

Description	Rack Units	Max. Port Capacity	External Dims. H x W x D	Internal Dims. H x W x D	Weight (lb)	Min. Floor Depth	Cable Entry Dims.	Catalog No.
Floor box	4	96	4.12" x 21.9" x 21.9"	4" x 21" x 21"	14	6"	3.5" x 11"	ZAFB4U6
	8	192	7.12" x 21.9" x 21.9"	7" x 21" x 21"	15	8"	3.5" x 11"	ZAFB8U8
Cover	-	-	22" x 22"	-	5	-	-	ZAFBC

Note: ZAFBC uses key number 2233.



Specifications

- Active equipment maximum dimensions: 3.5" x 15.5" x 19"
- Mounts in standard 24" x 24" drop ceiling panel spaces
- Structural mounting hardware supplied by installer

Standards

- Plenum rated, UL listed, file no. E129878
- UL V0 flame rating on ABS trim ring

Zone Access Ceiling Boxes

Includes: enclosure, knob assemblies, fire-rated foam kit for cable entries and exits, support brackets, hinged door plate, equipment mounting assemblies and 9-CFM/12V fan and transformer (active unit only)

Description	Rack Units	Max. Port Capacity	External Dims. H x W x D	Door Weight	Weight Capacity (lb)	Total Weight (lb)	Cable Entry Description	Catalog No.
Passive zone ceiling box	5	120	12" x 24" x 24"	25	38	75	6" x 3"	ZCB5UP
Active zone ceiling box	7	120 plus 2U active equip	12" x 24" x 24"	25	39	75	3.5" x 11"	ZCB7UA
Zone ceiling box lock kit	-	-	-	-	-	-	-	ZCBLKIT
Spare zone ceiling box key	-	-	-	-	-	-	-	KEY333



Specifications

- 18 gauge cold rolled steel base
- White powder coat finish
- High impact thermoplastic ABS trim ring

Standards

- cULus 1863 listed
- UL VO flame rating on ABS trim ring

FPTV Connection Enclosures

White

Description	Height Inches (mm)	Width Inches (mm)	Depth Inches (mm)	Catalog No.
2-gang in-wall enclosure	8.16" (207)	7.92" (201)	3.37" (86)	NSAV62M
Steel cover for NSAV62M	7.2" (183)	7.2" (183)	0.05" (1)	NSAV6C
4-gang in-wall enclosure	14.80" (376)	7.92" (201)	3.37" (86)	NSAV124M
Steel cover for NSAV124M	13.80" (351)	7.2" (183)	0.05" (1)	NSAV12C



Specifications

- Surface finish: white powder coat
- Enclosure: 18 gauge cold rolled steel
- Mounting brackets: 18 gauge welded steel

AV Ceiling Enclosures

White, includes enclosure, (2) 20A duplex receptacles and 2-gang back box

Description	Catalog No.
Standard	AVCE1



METAL

Full Size Cabinets

Hubbell full size data center cabinets comprise two feature rich product lines that fulfill the high-density cabling and airflow requirements needed in today's colocation facilities and enterprise data centers.

The HDC cabinet is a robust welded frame solution with multiple size and configuration options and matching accessories that meet or exceed the demanding needs of today's data center. The H3 cabinet is a durable value cabinet offering with wide range of sizes and options for everyday needs.



Index

HDC Series Cabinets.....	O3
H3 Series Cabinets.....	O5
Accessories.....	O6

HDC Series Cabinets



Rugged HDC data center cabinets exceed your full-size network and server cabinet requirements for today and the future. The feature-rich design provides a superior installation experience—simple and fast.

Standard Cabinet includes Front and Rear Doors, Sidewalls, Mounting Rails, Casters, and Leveling Feet.

Built for Today's Data Center Requirements

- 4,000 lbs. static load and 2,500 lbs. dynamic
- load capacity on robust welded frame construction
- Top and bottom cable access
- Two pairs of movable EIA mounting rails
- Integrated M6 ground connection
- Adjustable levelers and casters
- UL 2416 Listed



Full width brush opening on top in front and rear of the cabinet for superior cable routing.



Locking split sidewalls.

Mesh doors with lockable handle: reversible front and split rear.



Extensive Portfolio of Standard Sizes available in Black or White

Height: 42U, 45U, 48U, and 52U

Width: 600mm (24 in), 800mm (32 in)

Depth: 1100mm (44 in), 1200mm (48 in)

Use the Hubbell Online Cabinet Configurator for your exact cabinet Solution

Includes HDC vertical cable management, Filler Panels, and inSIGHT Power Distribution Unit. Simple to use and outputs a fully realized cabinet BOM with a unique part number

www.hubbell.com/config/HDC.



Specifications

- 4,000 lbs. static load and 2,500 lbs. dynamic load capacity on robust welded frame construction
- Locking sidewalls
- Removable top panel with full width brush grommet front and rear
- Mesh door 77% open for airflow
- Field reversible doors and handle with lock
- Includes (2) vertical cable management organizers and (2) rear PDU brackets
- Casters, leveling feet, and M6 cage nuts included

HDC Data Center Cabinets

RU	Height mm (Inch)	Width mm (Inch)	Depth mm (Inch)	Color	Catalog No.
42	2006 (79)	600 (24)	1100 (44)	Black	HDC422444BK
42	2006 (79)	600 (24)	1100 (44)	White	HDC422444WH
42	2006 (79)	600 (24)	1200 (48)	Black	HDC422448BK
42	2006 (79)	600 (24)	1200 (48)	White	HDC422448WH
42	2006 (79)	800 (32)	1100 (44)	Black	HDC423244BK
42	2006 (79)	800 (32)	1100 (44)	White	HDC423244WH
42	2006 (79)	800 (32)	1200 (48)	Black	HDC423248BK
42	2006 (79)	800 (32)	1200 (48)	White	HDC423248WH
45	2143 (84)	600 (24)	1100 (44)	Black	HDC452444BK
45	2143 (84)	600 (24)	1100 (44)	White	HDC452444WH
45	2143 (84)	600 (24)	1200 (48)	Black	HDC452448BK
45	2143 (84)	600 (24)	1200 (48)	White	HDC452448WH
45	2143 (84)	800 (32)	1100 (44)	Black	HDC453244BK
45	2143 (84)	800 (32)	1100 (44)	White	HDC453244WH
45	2143 (84)	800 (32)	1200 (48)	Black	HDC453248BK
45	2143 (84)	800 (32)	1200 (48)	White	HDC453248WH
48	2273 (89)	600 (24)	1100 (44)	Black	HDC482444BK
48	2273 (89)	600 (24)	1100 (44)	White	HDC482444WH
48	2273 (89)	600 (24)	1200 (48)	Black	HDC482448BK
48	2273 (89)	600 (24)	1100 (44)	White	HDC482444WH
48	2273 (89)	600 (24)	1200 (48)	Black	HDC482448BK
48	2273 (89)	600 (24)	1200 (48)	White	HDC482448WH
48	2273 (89)	800 (32)	1200 (48)	Black	HDC483248BK
48	2273 (89)	800 (32)	1200 (48)	White	HDC483248WH

H3 Series Cabinets



Specifications

- Cold rolled steel
- H3N cabinets: 12 gauge rails; 22 gauge sides
- H3S cabinets: 14 gauge rails; 22 gauge sides
- Black powder coated
- Integrated swing handle lock on doors
- Casters and leveling feet installed
- 3,080lb. static load
- Locks on side covers
- One vertical cable manager included
- Rail depth markings

Standards

- UL 2416
- EIA-310-E hole spacing

H3 Network Cabinets

RU	Height	Width	Depth	Rail	Catalog No.
42	76.6"	31.2"	43"	#12-24 threaded	H3N4242
			49"	#12-24 threaded	H3N4248
47	85.3"	31.2"	43"	#12-24 threaded	H3N4742
			49"	#12-24 threaded	H3N4748

H3 Server Cabinets

RU	Height	Width	Depth	Rail	Catalog No.
42	76.6"	23.6"	43"	M6 cage nut	H3S4242
			49"	M6 cage nut	H3S4248
47	85.3"	23.6"	43"	M6 cage nut	H3S4742
			49"	M6 cage nut	H3S4748

H3 Fan Trays

CFM	Amp Draw	Voltage	Catalog No.
162	0.23A	110V	H3FT110
162	0.11A	230V	H3FT230

Cage Nut Rails for H3N Cabinets

Compatibility	Height	Rail	Catalog No.
H3N network cabinets	42U	M6 cagenut	H3NR42
	47U	M6 cagenut	H3NR47

Vertical Cable Managers

Compatibility	Height	Catalog No.
H3S or H3N	42U	H3CM42
	47U	H3CM47



19" Filler Panels

Black; includes (1) panel and (4) HPW screws

Rack Units	Height Inches (mm)	① Flat Catalog No.	② Angled Catalog No.
1	1.75" (44)	MCCBP175	ABP175
2	3.50" (89)	MCCBP350	ABP350
4	7.00" (178)	MCCBP700	—

19" Snap In Plastic Filler Panels, Black

Black; includes (1) panel and (4) HPW screws

Rack Units	Height Inches (mm)	③ Catalog No.	Qty
1	1.75 (44)	HDCFP	10
2	3.5 (89)	HDCFP2	5

Rack Bonding Busbars

Description	Catalog No.
19" (483) width	⑤ HBBBHR19KT
36" (914) height	HBBBVR36KT
76" (1930) height	HBBBVR76KT



⑤



⑥



⑦



⑧



⑨

Cantilevered Equipment Shelves

Height	Depth	Style	Load (lb)	Catalog No.
3.5"	11"	Perforated	50	HSC11P
	14"	Solid	50	⑥ MCCC19
		Perforated	50	MCCC19P
7"	20"	Solid, 2-piece	200	⑦ MCCCWS19HD

Slide Out Equipment Shelves

Height	Depth	Style	Load (lb)	Max Opening	Catalog No.
1.75	29.2"	Perforated	80	37"	CKTSD
	21.9"	Perforated	85	31"	—

Center-Weighted Equipment Shelf

Height	Depth	Style	Load (lb)	Catalog No.
3.5"	19"	Solid	75	⑧ MCCCWS19

Fixed Server Equipment Shelf

Height	Depth	Style	Load (lb)	Catalog No.
1"	24.25"	Perforated	200	⑨ MCCPSHLF



⑩



⑪

HDC Cabinet Accessories


Description	Catalog No.
Snap-In vertical cable management fingers, black, 7-pack	⑩ HDCVCM
Front to rear cable trough, black	⑪ HDCFRT

Mounting Hardware

Description	Catalog No.
#12-24 threaded dog-nose screw with washer, 20-pack	1224RRSCRW20
M6 cage nut with M6 screw, 100-pack	CKM6

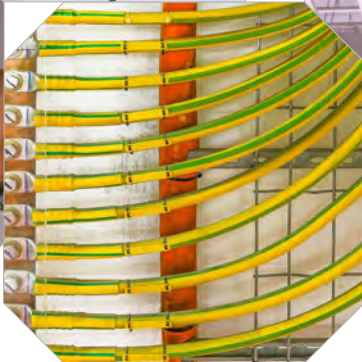




METAL



Grounding & Bonding

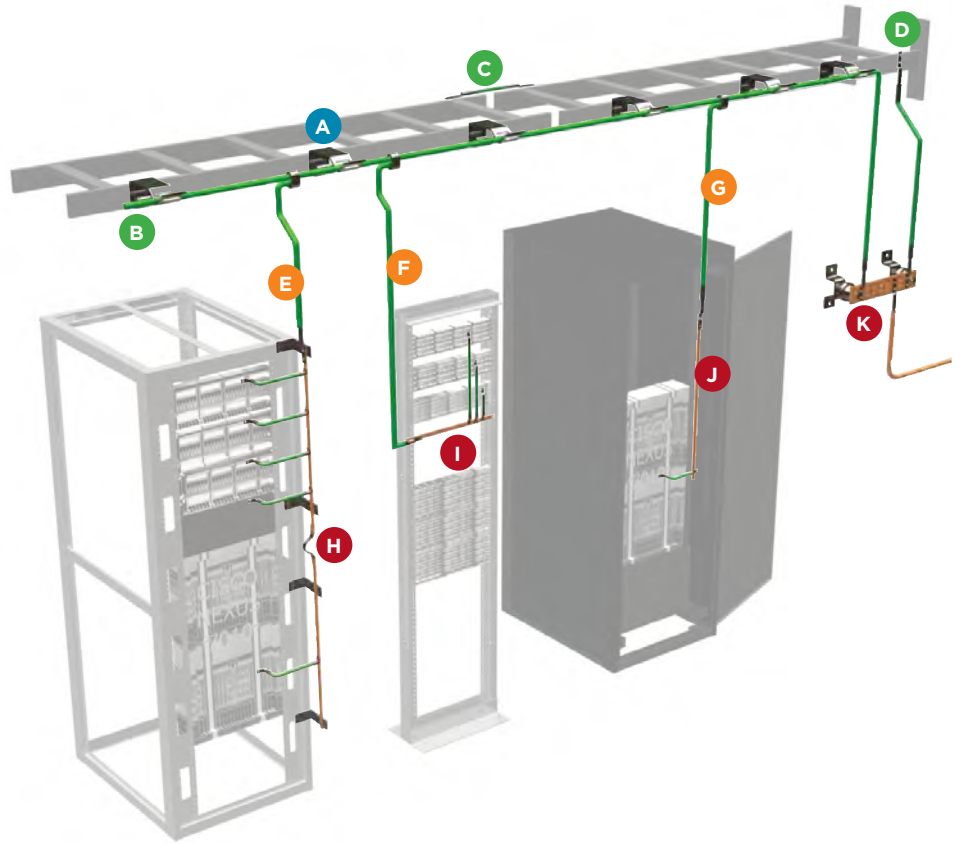
Hubbell's full line of grounding and bonding products will protect and secure active equipment from harmful electrical interference. These products provide the best performance and are highly adaptable to fit within numerous building applications.



Index

Busbar Kits.....	P03
Bonding Conductor Kits.....	P04
Compression Lugs.....	P05
Busbars.....	P06
Irreversible Connectors	P07
Clamps.....	P08
Accessories.....	P09
Accessories and Ladder & Basket Tray Kits.....	P10

- A** Conductor Bracket for Ladder
HGBTEBCBRKL10
- B** 12ft Conductor with double lug
HGRKTD144DB
- C** Ladder tray jumper
HGRKTD9D
- D** Ladder to Conductor
HGRKTD60DB
- E** Conductor with C-Tap to 76" Busbar
HGRKTD60C46
- F** Conductor with C-Tap to 19" Busbar
HGRKTDA60C46
- G** Conductor with C-Tap to 36" Busbar
HGRKTDB60C46
- H** 76" x 3/4" Vertical Busbar
HBBBVR76KT
- I** 19" Horizontal Busbar
HBBBHR19KT
- J** 36" x 3/4" Vertical Busbar
HBBBVR36KT
- K** 10" x 2" Wall Mounted Busbar
HBBB14210A



On-Rail Kits

Includes: 19" RGB busbar (HBBBHR19KT), mounting insulators, mounting hardware, lug mounting hardware, 60" 6AWG conductor (HGRKTX60D), VELCRO® Brand fastener straps, Penetrox™ AntiOxidant

Description	Material	Single Pack	10-Pack
On-rail mounted;	Copper	HGRKTHC	HGRKTHC10
19" rack grounding busbar	Tin-plated	HGRKTHT	HGRKTHT10



In-Cabinet Kits

Includes: 36" RGB busbar (HBBBVR36KT), mounting insulators, mounting hardware, lug mounting hardware, 60" 6AWG conductor (HGRKTX60DB), VELCRO® Brand fastener straps, Penetrox™ AntiOxidant

Description	Material	Single Pack	10-Pack
In-cabinet mounted;	Copper	HGRKTVC	HGRKTVC10
36" rack grounding busbar	Tin-plated	HGRKTVT	HGRKTVT10



Wall Mounted Busbars

Busbar kit includes: copper busbar with stainless steel brackets and insulators; (1) 6AWG lug; (1) 2AWG lug; (2) 2/OAWG lugs; (1) 4/OAWG lug; stainless steel lug mounting hardware; Penetrox™ AntiOxidant; ground label

Size	Catalog No.
2" x 10"	HGRKTTGB10A
4" x 16"	HGRKTTMGB16H



Note: VELCRO® is a registered trademark of Velcro Industries B.V. Penetrox™ is a trademark of Burndy Corporation.



Kits Include

- 6AWG copper wire green insulated
- Long barrel lug(s) with inspection window
- Stainless steel mounting hardware
- 0.5oz tube of antioxidant
- Caution and GND labels

Hole Mounting Dimensions

Lug Style	Hole Diameter	Hole Spacing	Angle
S	0.25"	-	0
D	0.25"	0.625"	0
DF	0.25"	0.625"	45
DN	0.25"	0.625"	90
DA	0.25"	0.75"	0
DB	0.25"	1.0"	0
DK	0.25"	-	0

Color code indicates hole spacing

Configuring Bonding Conductor Kits

Base Catalog No.	Lug 1 Catalog No.	Length (Inches) Catalog No.	Lug 2 Catalog No.
HGRKT	D	30"	D
	DA	45"	DF
	DB	60"	DN
		90"	DA
		144"	DB

Example:	Lug 1	Length (Inches)	Lug 2
HGRKT	DA	30	DN



Short Conductors

Common Application	Lug 1	Length Inches (mm)	Lug 2	Catalog No.
Ladder tray jumper	D	9" (229)	D	HGRKTD9D
	S	9" (229)	S	HGRKTS9S
	D	9" (229)	D	HGRKTD9DXX10*
Extruded aluminum ladder tray	DK	11" (279)	DK	HGRKTDK11DKXH**

*Note: *Bulk 10-pack, no hardware, no antioxidant. **No antioxidant.*

Medium Conductors

Common Application	Lug 1	Length Inches (mm)	Lug 2	Catalog No.
Surge suppressor conductor	D	30" (762)	S	HGRKTD30S
Front to rear cabinet rail jumper	D	30" (762)	DN	HGRKTD30DN
	D	45" (1143)	DN	HGRKTD45DN
Network equipment conductor	D	45" (1143)	DF	HGRKTD45DF
	D	45" (1143)	DF	HGRKTD45DFXX*

*Note: *Economy version, no hardware, no antioxidant.*

Long Conductors

Common Application	Lug 1	Length Inches (mm)	Lug 2	Catalog No.
Telecommunications equipment bonding conductor	D	144" (3658)	DA	HGRKTD144DA
	-	250" (6350)	D	HGRKTX240D
	-	360" (9144)	D	HGRKTX360D

Specialty Conductors

Common Application	Lug 1	Length Inches (mm)	Lug 2	Catalog No.
Armored fiber	D	30" (762)	HGBKS25	HGRKTD30KS25
Conductor with 6AWG C-tap	DA	30" (762)	C46	HGRKTD30C46
	DA	60" (1524)	C46	HGRKTD60C46
Rack bonding conductor with C-tap	C	60" (1524)	C46	HGRKTD60C46



Specifications

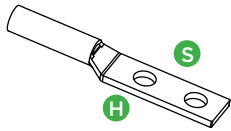
- Solid copper construction and tin plated
- UL Listed 90° C, 600V to 35kV
- Die index traceable
- UL and CSA Listed

Lug Reference

- Hole diameter: $38 = 3/8" = 0.375"$
- Window: inspect wire position
- Barrel length: long series
- Die index: match with traceable die



Standard Lugs

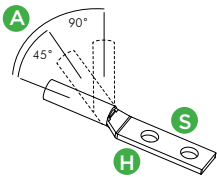


Style	Single		Double			
H Hole	0.25"	0.375"	0.25"	0.25"	0.375"	0.25"
S Spacing			0.625"	0.75"	1"	1.5"

Gauge	Qty	Color	Die Index	Single		Double		
6	50	Blue	7	HGBL06S*	HGBL06D*	HGBL06DA	HGBL06DB*	HGBL06DK
4	50	Gray	8	HGBL04S*	HGBL04D*	HGBL04DA	HGBL04DB*	
2	25	Brown	10	HGBL02S	HGBL02SA	HGBL02D*	HGBL02DA	HGBL02DB*
1	25	Green	11	HGBL01S	HGBL01SA	HGBL01D*	HGBL01DA	HGBL01DB*
1/0	10	Pink	12	HGBL10S	HGBL10SA	HGBL10D*	HGBL10DA	HGBL10DB*
2/0	10	Black	13		HGBL20SA		HGBL20DA	HGBL20DB*
3/0	10	Orange	14		HGBL30SA		HGBL30DA	HGBL30DB*
4/0	10	Purple	15					HGBL40DB*
250kcmil	5	Yellow	16					HGBL250DB
300kcmil	5	White	17					HGBL300DB
350kcmil	5	Red	18					HGBL350DB
500kcmil	5	Brown	20					HGBL500DB
600kcmil	5	Green	22					HGBL600DB
750kcmil	5	Black	24					HGBL750DB


Note: *Add 1 to the end of the Catalog Number for Quantity 1

Angled Lugs



Style	Single		Double			
H Hole	0.25"	0.25"	0.25"	0.25"	0.375"	0.25"
S Spacing			0.625"	0.625"	1"	1.5"
A Angle	45°	90°	45°	90°	90°	90°

Gauge	Qty	Color	Die Index	Single		Double			
6	50	Blue	7	HGBL06SF	HGBL06SN	HGBL06D45	HGBL06D90	HGBL06DB90	HGBL06DKN
6	1	Blue	7	HGBL06SF1		HGBL06DF1	HGBL06DN1		
4	50	Gray	8	HGBL04SF		HGBL04D45	HGBL04D90	HGBL04DB90	
2	25	Brown	10	HGBL02SF		HGBL02D45	HGBL02D90	HGBL02DB90	
1/0	10	Pink	12			HGBL10D45	HGBL10D90	HGBL10DB90	






Kits Include

- Rack Ground Busbar
- Telecommunications Grounding Busbar
- Telecommunications Main Grounding Busbar
- Kits include insulators and assembly hardware
- Available with tin plating




Busbars

Includes	Height	Length	Thickness	Total Holes	I.D.		Catalog No.
					4" s"	Space a" 1"	
Insulators, mounting hardware 	3/4"	19"	1/4"	14	7x #12-24 threaded	-	HBBBHR19KT
Insulators, mounting hardware 	1"	19"	1/4"	20	10x #12-24 threaded	-	HBBBHR191KT
Insulators, mounting hardware 	s"	36"	1/4"	16	8x #12-24 threaded	1x a" threaded studs	HBBBVR36KT
Insulators, mounting hardware, 8" braid 	s"	76"	1/4"	32	16x #12-24 threaded	2x a" threaded studs	HBBBVR76KT
Insulators, mounting bracket 	2"	10"	1/4"	16	8		HBBB14210A
Insulators, mounting bracket 	2"	12"	1/4"	18	6	3	HBBB14212
Insulators, mounting bracket 	2"	24"	1/4"	38	16	3	HBBB14224B
Insulators, mounting bracket 	4"	12"	1/4"	36	15	3	HBBB14412
Insulators, mounting bracket 	4"	16"	1/4"	44	11	11	HBBB14416H
Insulators, mounting bracket 	4"	20"	1/4"	60	25	5	HBBB14420
Insulators, mounting bracket 	4"	20"	1/4"	68	17	17	HBBB14420J

Note: Lug mounting dimensions are color coded to assist in pairing lugs to busbars.

Metal grounding & bonding - Section P

GROUND&BOND | Irreversible Connectors



Installation

- Irreversible compression bond
- Die index traceable



Busbar Connectors

Dimensions Inches (mm)	Wire 1	Wire 2	Die	Qty	Catalog No.
1.5" x 1.37" x 0.81" (38 x 35 x 21)	2AWG	6AWG	HU1105	1	HYG14B2TC2C6C
1.5" x 1.37" x 0.81" (38 x 35 x 21)	2AWG	2AWG	HU1105	1	HYG14B2TC2C2C
1.5" x 1.37" x 0.81" (38 x 35 x 21)	4/0 -1/0AWG	-	HU1105	1	HYG14BTC28



Note: Individually packaged, Penetrox™ applied, compatible with 0.25" thick busbars.

I-Beam Connectors

Steel Flange	Flange I Range Inches (mm)	Die	Qty	Catalog No.
 STANDARD BEAMS (FLANGE ANGLED)	0.250"–0.338" (6–9)	HU1105	1	HYGIBS338
	0.338"–0.400" (6–10)	HU1105	1	HYGIBS400
	0.400"–0.462" (10–12)	HU1105	1	HYGIBS462
	0.462"–0.500" (12–13)	HU1105	1	HYGIBS550
 WIDE FLANGE BEAMS (FLANGE PARALLEL)	0.250"–0.338" (6–9)	HU1105	1	HYGIBW338
	0.338"–0.400" (9–10)	HU1105	1	HYGIBW400
	0.400"–0.462" (10–12)	HU1105	1	HYGIBW462
	0.462"–0.500" (12–13)	HU1105	1	HYGIBW550



Note: Includes heavy duty lug mounting hardware: (2) 0.42" threaded studs, (2) flat washers, (2) lock washers, (2) hex nuts. Hole spacing for heavy duty HYGHA lugs.

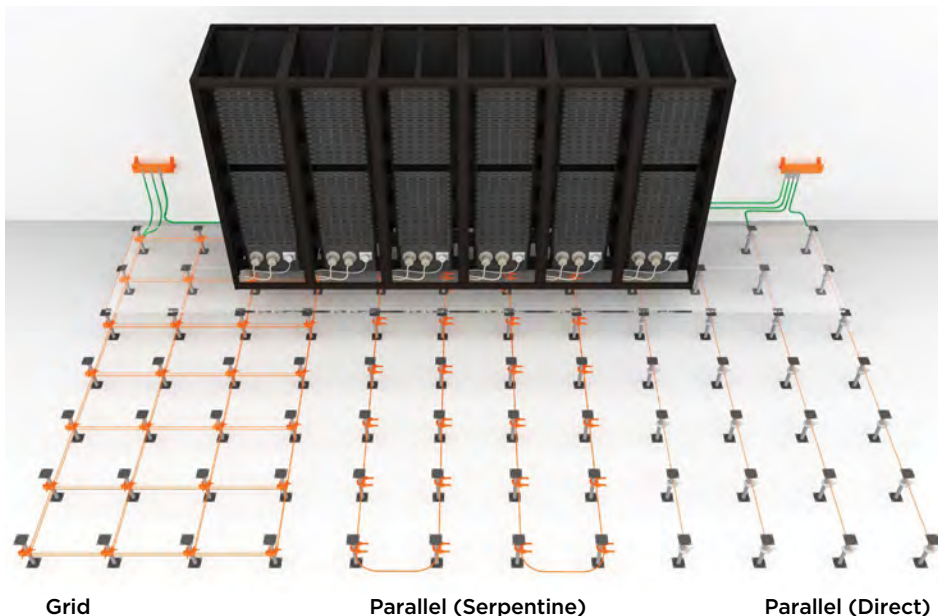
Heavy Duty Lugs

Conductor Size	Hole Size Inches (mm)	Spacing Inches (mm)	Die Index	Die	Qty	Catalog No.
2AWG	0.56" (14)	1.75" (44)	11	HU1CRT	1	HYGHA02
1/0AWG	0.56" (14)	1.75" (44)	14	HU27RT	1	HYGHA25
2/0AWG	0.56" (14)	1.75" (44)	15	HU28RT	1	HYGHA26
3/0AWG	0.56" (14)	1.75" (44)	16	HU29RT (2)	1	HYGHA27



Note: Individually packaged, Penetrox™ filled, compatible with HYGIB I-beam connectors.

Note: Penetrox™ is a trademark of Burndy Corporation.



Raised Floor Pedestal Clamps

Pedestal	Wire Range	Configuration	Hardware	Install Torque	Catalog No.
0.75"-1.5" square 0.75"-1.875" round	6 - 4/0AWG	Grid or parallel	Stainless Steel 1/2"	120in-lb conductor 180in-lb clamp	HGBGXP1828RF
1.0"-1.25" round	4 - 2/0AWG	Parallel	Silicon Bronze 9/16"	240in-lb	HGBGP1526G1
0.75"-1.0" round or square	8 - 2AWG	Parallel	Silicon Bronze 9/16"	240in-lb	HGBGRF4C3



Note: Torque values may differ based on the Grounding and Bonding Standard selected. The Mesh Bonding Network shall have a support attached at a maximum of 3' (36") intervals.

Pipe Clamps

I.P.S. Pipe Dia. Inches	Height Inches	Width Inches	Conductor Range	U-Bolt Size Inches	Nut Size Inches	Catalog No.
1.0"	2 7/8"	2 5/8"	4AWG-2/0AWG	3/8"	9/16"	HGBGAR1526
1.5"	3 1/2"	3"	4AWG-2/0AWG	3/8"	9/16"	HGBGAR1726
2.0"	4"	3 1/4"	4AWG-2/0AWG	3/8"	9/16"	HGBGAR1826
2.5"	4 1/4"	3 3/4"	4AWG-2/0AWG	3/8"	9/16"	HGBGAR1926
3.0"	5"	4 1/4"	4AWG-2/0AWG	3/8"	9/16"	HGBGAR2026
3.5"	5 5/8"	4 3/4"	4AWG-2/0AWG	3/8"	9/16"	HGBGAR2126
4.0"	6 1/4"	5 3/8"	4AWG-2/0AWG	3/8"	9/16"	HGBGAR2226
6.0"	8 13/16"	8 3/8"	2AWG-250kcmil	1/2"	3/4"	HGBGAR8629



Note: All pipe clamps secure the grounding conductor to the pipe in a parallel or perpendicular manner.

Braided Jumper

Length Inches (mm)	Width Inches (mm)	Hole Size Inches	Hole Spacing Inches (mm)	Qty	Catalog No.
6" (152)	0.5" (13)	1/4"	-	10	HGBBD6S10
9" (229)	0.5" (13)	1/4"	-	10	HGBBD9S10
8" (203)	0.94" (24)	3/8"	1.0" (25)	1	HGBBD8
12" (305)	0.94" (24)	3/8"	1.25" (32)	1	HGBBD12
18" (457)	0.94" (24)	3/8"	1.25" (32)	1	HGBBD18
24" (610)	0.94" (24)	3/8"	1.25" (32)	1	HGBBD24



QUADCAB® Wall Mount Cabinet Ground Kit

Description	Catalog No.
Ground bar with (6) 1/4"-20 male studs; (2) 1/4"-20 carriage bolts and isolating hardware; (2) ground straps; (6) 1/4"-20 nuts with star washers	REKGB



High Flex Jumper

Color	Gauge	Length	Catalog No.
Green/Yellow	#10 AWG	7"	HGBHF7
		9"	HGBHF9
		12"	HGBHF12
		14"	HGBHF14
		18"	HGBHF18
		24"	HGBHF24
		30"	HGBHF30





①



②



③

Installation Accessories

Description	Qty	Catalog No.
TEBC bracket for ladder rack, aluminum painted black	10	① HGBTEBCBRKL10
TEBC bracket for wire tray, aluminum painted black	10	HGBTEBCBRKW10
TEBC bracket for extruded aluminum tray with standoff insulators, made of stainless steel, (4) cable holders	1	HGBTEBCBRKR
Off rail bracket for vertical RGB	2	HGBVRBKT



Insulated Halo Bracket

Description	Qty	Catalog No.
Stainless steel bracket, insulator, UV Rated cable holding clips for 0.25", 0.31", 0.38", 0.50", 0.56", 0.75" and 0.88" cables	1	HGBSETH



Ladder Tray Bonding Jumper Kits

Description	Connector	Catalog No.
Includes: (10) connectors; (5) 6AWG conductors 9"; labels for each conductor; (10) hardware for securing	Parallel Aluminum	② HGRKTKA9KA5



Basket Tray Bonding Jumper Kits


Description	Connector	Catalog No.
Includes: (10) connectors; (5) 6AWG conductors 9"; labels for each conductor	C-Tap (Requires BG die)	③ HGRKTWC45
	Split Bolt	HGRKTWB5



METAL

Power Distribution

Hubbell rack mount power distribution units (PDU) feature a full line of both basic and intelligent PDUs for use in data centers, telecommunications rooms, and remote sites. The basic PDUs provide reliable "always on" powering, and the intelligent solutions include power monitoring and the capability to switch power on and off with the use of innovative Hubbell switching cords. The intelligent PDUs include a built-in web browser and LCD screen. The intelligent PDU can also monitor and report temperature and humidity with the use of environmental sensors. Each PDU is assembled in North America, and 100% tested and inspected to assure reliable conditioned powering to IT equipment.



Index

Features and Benefits	Q03
Vertical Basic and Intelligent Power Distribution Units.....	Q03
Horizontal Power Distribution	Q04
Basic Power Distribution Units.....	Q05

Vertical and Horizontal Power Distribution Unit(PDU)

- Complete line of basic and intelligent switched ready cabinet mount power distribution units (PDU)
- Vertical or horizontal configurations
- Single and Three Phase
- 15 Amp up to 60 Amp
- Multiple receptacle configurations and densities, including C-13 and C-19

Features and Benefits

- Superior cord locking using standard plugs to prevent inadvertent disconnections
- Monitored & Switched enabled - Use Hubbell switching cords for equipment switching capability; only pay for the switching capability of equipment being powered
- Up to four environmental sensors per intelligent PDU measuring temperature and humidity
- Compact size measuring only 2.18" wide, 2.0" deep for PDUs up to 60 Amp 3 phase
- Assembled in the North America

Power Distribution Types

- Basic - "Always on" reliable power
- Switch Ready - Monitor outlet power and turn equipment off and on through Hubbell Switching Cords
- With and without breakers

Online Intelligent Power Distribution Features and Benefits

- Power cycle equipment using Hubbell Switching Cords
- Monitor cabinet temperature and humidity with up to 4 environmental sensors per PDU. Provisions to set thresholds.
- Built in web browser that displays total power consumption and temperature over last 2 weeks in graphical view.
- Dual NICs allow multiple PDU monitoring and minimize IP address usage.
- SNMP V3 encrypted.



120 Volt Single Phase

Input Current (Amps)	Input Power Cord	Receptacle Group	Description	Catalog Number XX = 6 or 10 foot cord XY = BL (blue), RD (red), WH (white) color
20	L5-20P	24 L5-20R	Rack mount Power Distribution Unit, Basic, 120V 1P, 20 Amp, 24 L5-20 locking receptacles	PV72BA20AA-XXYY
20	L5-20P	24 L5-20R	Rack mount Power Distribution Unit, Switch Ready, 120V 1P, 20 Amp, 24 L5-20 locking receptacles	PV72IA20AA-XXYY
30	L5-30P	24 L5-20R	Rack mount Power Distribution Unit, Basic, 120V 1P, 30 Amp, 24 L5-20 locking receptacles	PV72BA30BA-XXYY
30	L5-30P	24 L5-20R	Rack mount Power Distribution Unit, Switch Ready, 120V 1P, 30 Amp, 24 L5-20 locking receptacles	PV72IA30BA-XXYY

208 Volt Single Phase

20	L6-20P	32 C13 & 4 C19	Rack mount Power Distribution Unit, Basic, 208V 1P, 20 Amp, 32 C13 & 4 C19 locking receptacles	PV72BB20CC-XXYY
20	L6-20P	32 C13 & 4 C19	Rack mount Power Distribution Unit, Switch Ready, 208V 1P, 20 Amp, 32 C13 & 4 C19 locking receptacles	PV72IB20CC-XXwYY
30	L6-30P	36 C13 & 6 C19	Rack mount Power Distribution Unit, Basic, 208V 1P, 30 Amp, 36 C13 & 6 C19 locking receptacles	PV72BB30DD-XXYY
30	L6-30P	36 C13 & 6 C19	Rack mount Power Distribution Unit, Switch Ready, 208V 1P, 30 Amp, 36 C13 & 6 C19 locking receptacles	PV72IB30DD-XXYY

208 Volt Three Phase

Input Current (Amps)	Input Power Cord	Receptacle Group	Description	Catalog Number XX = 6 or 10 foot cord XY = BL (blue), RD (red), WH (white) color
30	L21-30P	36 C13 & 6C19, 2 L5-20R	Rack mount Power Distribution Unit, Basic, 208V 3P, 30 Amp, 36 C13, 6 C19 & 2 L5-20R locking receptacles	PV72BC30EBD-XXYY
30	L21-30P	36 C13 & 6C19, 2 L5-20R	Rack mount Power Distribution Unit, Switch Ready, 208V 3P, 30 Amp, 36 C13, 6 C19 & 2 L5-20R locking receptacles	PV72IC30EBD-XXYY
30	L15-30P	36 C13 & 6 C19	Rack mount Power Distribution Unit, Basic, 208V 3P, 30 Amp, 36 C13 & 6 C19 locking receptacles	PV72BD30FD-XXYY
30	L15-30P	36 C13 & 6 C19	Rack mount Power Distribution Unit, Switch Ready, 208V 3P, 30 Amp, 36 C13 & 6 C19 locking receptacles	PV72ID30FD-XXYY
35	CS8365C	36 C13 & 6 C19	Rack mount Power Distribution Unit, Basic, 208V 3P, 35 Amp, 36 C13 & 6 C19 locking receptacles	PV72BD35GD-XXYY
35	CS8365C	36 C13 & 6 C19	Rack mount Power Distribution Unit, Switch Ready, 208V 3P, 35 Amp, 36 C13 & 6 C19 locking receptacles	PV72ID35GD-XXYY
50	CS8365C	36 C13 & 6 C19	Rack mount Power Distribution Unit, Basic, 208V 3P, 50 Amp, 36 C13 & 6 C19 locking receptacles	PV72BD50GD-XXYY
50	CS8365C	36 C13 & 6 C19	Rack mount Power Distribution Unit, Switch Ready, 208V 3P, 50 Amp, 36 C13 & 6 C19 locking receptacles	PV72ID50GD-XXYY
50	CS8365C	24 C13 & 12 C19	Rack mount Power Distribution Unit, Basic, 208V 3P, 50 Amp, 24 C13 & 12 C19 locking receptacles	PV72BD50GE-XXYY
50	CS8365C	24 C13 & 12 C19	Rack mount Power Distribution Unit, Switch Ready, 208V 3P, 50 Amp, 24 C13 & 12 C19 locking receptacles	PV72ID50GE-XXYY
50	CS8365C	18 C13 & 18 C19	Rack mount Power Distribution Unit, Basic, 208V 3P, 50 Amp, 18 C13 & 18 C19 locking receptacles	PV72BD50GF-XXYY
50	CS8365C	18 C13 & 18 C19	Rack mount Power Distribution Unit, Switch Ready, 208V 3P, 50 Amp, 18 C13 & 18 C19 locking receptacles	PV72ID50GF-XXYY
60	IEC 60309 / IP 44	36 C13 & 6 C19	Rack mount Power Distribution Unit, Basic, 208V 3P, 60 Amp, 36 C13 & 6 C19 locking receptacles	PV72BD60HD-XXYY
60	IEC 60309 / IP 44	36 C13 & 6 C19	Rack mount Power Distribution Unit, Switch Ready, 208V 3P, 60 Amp, 36 C13 & 6 C19 locking receptacles,	PV72ID60HD-XXYY
60	IEC 60309 / IP 44	24 C13 & 12 C19	Rack mount Power Distribution Unit, Basic, 208V 3P, 60 Amp, 24 C13& 12 C19 locking receptacles	PV72BD60HE-XXYY
60	IEC 60309 / IP 44	24 C13 & 12 C19	Rack mount Power Distribution Unit, Switch Ready, 208V 3P, 60 Amp, 24 C13 & 12 C19 locking receptacles,	PV72ID60HE-XXYY
60	IEC 60309 / IP 44	18 C13 & 18 C19	Rack mount Power Distribution Unit, Basic, 208V 3P, 60 Amp, 18 C13 & 18 C19 locking receptacles	PV72BD60HF-XXYY
60	IEC 60309 / IP 44	18 C13 & 18 C19	Rack mount Power Distribution Unit, Switch Ready, 208V 3P, 60 Amp, 18 C13 & 18 C19 locking receptacles	PV72ID60HF-XXYY

415 Volt Three Phase

20	IEC 60309 / IP 44	36 C13 & 12 C19	Rack mount Power Distribution Unit, Basic, 415V 3P, 20 Amp, 36 C13 & 12 C19 locking receptacles	PV72BE20HG-XXYY
20	IEC 60309 / IP 44	36 C13 & 12 C19	Rack mount Power Distribution Unit, Switch Ready, 415V 3P, 20 Amp, 36 C13 & 12 C19 locking receptacles	PV72IE20HG-XXYY
30	IEC 60309 / IP 44	30 C13 & 12 C19	Rack mount Power Distribution Unit, Basic, 415V 3P, 30 Amp, 30 C13 & 12 C19 locking receptacles	PV72BE30HH-XXYY
30	IEC 60309 / IP 44	30 C13 & 12 C19	Rack mount Power Distribution Unit, Switch Ready, 415V 3P, 30 Amp, 30 C13 & 12 C19 locking receptacles	PV72IE30HH-XXYY
60	IEC 60309 / IP 44	27 C19	Rack mount Power Distribution Unit, Switch Ready, 415V 3P, 60 Amp, 27 C19 locking receptacles	PV72BE60HI-XXYY



Specifications

- Single Phase 1 Circuit
- 100 - 120V (120V Input), 50-60 H

Horizontal 19" Rack Mount

Part No.	Size (Rack Units)	Input Current (A)'	Power Rating (kW)'	Input Power Cord	Output Receptacles	Circuit Protection	On/Off Switch
PH15A10	1	15	1.4	10' w/ 5-15P Plug	(10) NEMA 5-15R	15A Breaker	No
PH15A10S	1	15	1.4	10' w/ 5-15P Plug	(10) NEMA 5-15R	15A Breaker	Yes
PH20A10	1	20	1.9	10' w/ 5-20P Plug	(10) NEMA 5-20R	20A Breaker	No
PH20A10S	1	20	1.9	10' w/ 5-20P Plug	(10) NEMA 5-20R	20A Breaker	Yes

Horizontal 19" Rack Mount, Surge Protected

Part No.	Size (Rack Units)	Input Current (A)'	Power Rating (kW)'	Input Power Cord	Output Receptacles	Circuit Protection	On/Off Switch
MCCPSS19	1	15	1.4	10' w/ 5-15P Plug	(10) NEMA 5-15R	15A Breaker	Yes

Vertical

Part No.	Size (Rack Units)	Input Current (A)'	Power Rating (kW)'	Input Power Cord	Output Receptacles	Circuit Protection	On/Off Switch
PV3615A12	36"	15	1.4	10' w/ 5.15P Plug	(12) NEMA 5-15R	15A Breaker	No
PV3615A12S	36"	15	1.4	10' w/ 5.15P Plug	(12) NEMA 5-15R	15A Breaker	Yes
PV3620A12	36"	20	1.9	10' w/ 5.20P Plug	(12) NEMA 5.208	20A Breaker	No
PV3620A12S	36"	20	1.9	10' w/ 5.20P Plug	(12) NEMA 5-20R	20A Breaker	Yes
PV6015A20	60"	15	1.4	10' w/ 5.15P Plug	(20) NEMA 5.15R	15A Breaker	No
PV6015A20S	60"	15	1.4	10' w/ 5-15P Plug	(20) NEMA 5-15R	15A Breaker	Yes
PV6020A20	60"	20	1.9	10' w/ 5.20P Plug	(20) NEMA 5-20R	20A Breaker	No
PV6020A20S	60"	20	1.9	10' w/ 5-20P Plug	(20) NEMA 5.20R	20A Breaker	Yes

Vertical Power Strips include standard PDU mounting clip.

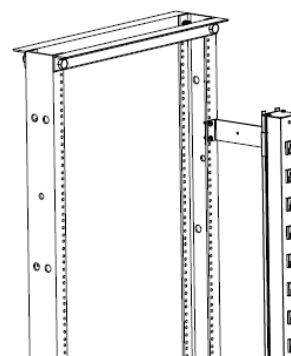
Accessories

Part No.	Description
PVEXTBRKT	Vertical PDU 7" Extension Brackets - Mount PDU away from rack

1. According to NFPA 75, UL/CSA 62368.1, circuits under continuous load shall be de-rated to 80% of maximum rated value of the inputs (125% Over protection) and that product shall be marked/labeled with the de-rated values - 20A de-rated to 16A, 15A de-rated to 12A. The power rating (kW) reflects this de-rated value.

Technical Information

Input Plug	Volts	Maximum Circuit Rating (Amps)	80% Derating Requirements per NEC/CSA (Amp)	Load Capacity per 80% Derating Requirements
5-15	120	15	12	1440
5-20	120	20	16	1920





HI-IMPACT

Hubbell's HI-Impact systems are more than just connections. They are complete end-to-end communications solutions designed to solve problems in the most punishing environments.



Index

Copper Connectors.....	R03
Copper Patch Cords	R04
Fiber Connectors & Assemblies.....	R05
Wallplates, Boxes and Covers	R06
Surface Mount and DIN Rail Boxes.....	R07
Weatherproof Covers	R08
Industrial Equipment Cabinets.....	R09



Performance

All connectors are ETL verified to Category 6 performance.

Durability

Rugged construction for the most punishing environments.



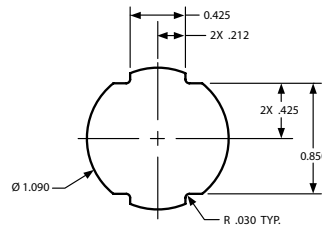
Interface

User-friendly quick connect positive indication when fully engaged.



Installation

Standard 3/4" conduit knockout simplifies installation



Specifications



- Vibration: frequency range: 10-500Hz
- Acceleration: 5g (operational)
- Mating cycles: 750 minimum
- HI-Impact housing: Thermoplastic, UL 94V-0

Standards

- TIA-568.2-D Category 6 Component
- IEEE 802.3bt 4PPoE
- Ingress protection: IP67 (dust/water)



①



②

HI-Impact Copper Panel Mount Connectors

Includes (1) housing, (1) jack, (1) flat bulkhead gasket, and (1) retaining nut

Description	Catalog No.
HI-Impact Category 6A Unshielded Jack	HI6A
HI-Impact Category Shielded 6A Jack	HIS6A
HI-Impact Category 6A Shielded Coupler	HIS6AC
HI-Impact Category Unshielded 6 Jack	① HI6
HI-Impact Category Unshielded 6 Coupler	HI6C
HI-Impact Protective Cap	② HIC



Adaptability

Coupler housing is a perfect solution for temporary and flexible work areas where single port drops are needed.

Durability

HI-Impact shell provides the ultimate protection harsh environments demand.

Performance

Dual jacketed.

Flexibility

Available in a variety of lengths and styles to accommodate the range of applications and combinations requested.



Specifications

- HI-Impact housing temperature range: -25°C to 70°C
- HI-Impact housing: thermoplastic, UL 94V-0

Standards

- TIA-568.2-D Category 6 Component
- IEEE 802.3bt 4PPoE
- Ingress protection: IP67 (dust/water)

HI-Impact Patch Cord Assembly Chart



HI-Impact Patch Cords

Category 6A UTP & Shielded

Description	3 feet	5 feet	7 feet	10 feet	15 feet	20 feet
HI-Impact CAT6A RJ45 to Standard RJ45	HI6A03AE	HI6A05AE	HI6A07AE	HI6A10AE	HI6A15AE	HI6A20AE
HI-Impact CAT6A RJ45 on both sides	HI6A03EE	HI6A05EE	HI6A07EE	HI6A10EE	HI6A15EE	HI6A20EE
Standard CAT6A RJ45 on both ends	HI6A03AA	HI6A05AA	HI6A07AA	HI6A10AA	HI6A15AA	HI6A20AA
	25 feet	30 feet	35 feet	40 feet	45 feet	50 feet
HI-Impact CAT6A RJ45 to Standard RJ45	HI6A25AE	HI6A30AE	HI6A35AE	HI6A40AE	HI6A45AE	HI6A50AE
HI-Impact CAT6A RJ45 on both sides	HI6A25EE	HI6A30EE	HI6A30EE	HI6A40EE	HI6A45EE	HI6A50EE
Standard CAT6A RJ45 on both ends	HI6A25AA	HI6A30AA	HI6A35AA	HI6A40AA	HI6A45AA	HI6A50AA

Category 6A UTP & Shielded

Description	3 feet	5 feet	7 feet	10 feet	15 feet	20 feet
HI-Impact CAT6 RJ45 to Standard RJ45	HI603AE	HI605AE	HI607AE	HI610AE	HI615AE	HI620AE
HI-Impact CAT6 RJ45 on both sides	HI603EE	HI605EE	HI607EE	HI610EE	HI615EE	HI620EE
Standard CAT6 RJ45 on both ends	HI603AA	HI605AA	HI607AA	HI610AA	HI615AA	HI620AA
	25 feet	30 feet	35 feet	40 feet	45 feet	50 feet
HI-Impact CAT6 RJ45 to Standard RJ45	HI625AE	HI630AE	HI635AE	HI640AE	HI645AE	HI650AE
HI-Impact CAT6 RJ45 on both sides	HI625EE	HI630EE	HI630EE	HI640EE	HI645EE	HI650EE
Standard CAT6 RJ45 on both ends	HI625AA	HI630AA	HI635AA	HI640AA	HI645AA	HI650AA

Description

Catalog No.

HI-Impact Cat 6 plug connector, UTP	①	HI6P
HI-Impact Cat 6 bulk patch cable, 100ft	②	HIPC6100
HI-Impact coupler housing; connectors not included	③	HICH



③ + connector and cable (sold separately)



Features

- IP68 water immersion and dust protection for harsh environments
- Wide range of operational temperature -40C/70C
- Chemical Resistance
- Superior pull force
- Low Insertion loss
- Exceed ODVA requirements

Specifications

TYPICAL CHARACTERISTICS	IP-LC		IP-SC		IP-MPO Low Loss	
	SM	MM	SM	MM	SM (Low Loss)	MM (Low Loss)
Insertion Loss (Max)	0.2 dB	0.2 dB	0.2 dB	0.2 dB	0.35 dB	0.3 dB
Insertion Loss (Average)	0.08 dB	0.1 dB	0.08 dB	0.1 dB	0.1 dB	0.08 dB
Return Loss	55 dB	NA	55 dB	NA	60 dB (Angle)	25 dB (Flat)
Durability	50 matings					
Operating Temperature	- 40°+70°					
IP Rating	IP-68					
Pull Force	100 lbs					
Material	UV resistant					

Hi-Impact Fiber Assemblies

Configuration Options

LC	SC	MPO
Hi-Impact LC to standard LC	Hi-Impact SC to standard SC	Standard MPO on both ends
Hi Impact LC on both ends	Hi Impact SC on both ends	Hi-Impact MPO to standard MPO
Standard LC on both ends	Standard SC on both ends	Hi Impact MPO on both ends

Benefits

- Customize to Your Exact Specifications
- Available In Any Length
- Multiple Fiber Configurations Available
- Additional Connector Options Available
- Factory Terminated and Tested
- Supports Industrial, FTTx, Military, Transport, Renewable & Any Harsh Environment Applications

Adapters

- Bayonet style locking mechanism with Safe Lock Ring for added security
- Easily mate with Hubbell Hi-Impact cords and connectors
- 100lbs of pull force
- Maximum performance and repeatability across networks



SC Simplex



LC Duplex



12 Fiber MPO

Note: *Reach out to your local Hubbell representative for part numbers, configurations, and to find out more about our HI-Impact Fiber solution



①



②

Stainless Steel Wallplate Specifications

- Thickness: .04" (.9) nominal
- Material: smooth metal; 302/304 stainless steel; 17-19% chrome; 8% nickel
- Gasket material: UL closed-cell foam

Thermoplastic Wallplate Specifications

- Flammability: UL 94-V0, 94-5VA classification
- Material: thermoplastic
- Gasket material: UL closed-cell foam



③



④



⑤



⑥

Stainless Steel Wallplates

Port Size	Gangs	Catalog No.
1	1	① HISF11
2	1	HISF12
	2	HISF22
4	2	HISF24

Thermoplastic 4-Point FS/FD Wallplates

Port Size	Gangs	Color	IP Rating	Catalog No.
1	1	Gray	55	HI14GY
		Yellow	55	② HI114PY
2	1	Gray	55	HI24GY
		Yellow	55	HI124PY

Weatherproof Device Box

Knock-out	Protection Level	Color	Catalog No.
½"	NEMA Type 3R	Gray	③ HIWP05GY
¾"	NEMA Type 3R	Gray	HIWP75GY

HI-Impact POLYTUFF® Non-Metallic Conduit

Size	Length	Color	Catalog No.
½"	100'	Gray	④ G1050
¾"	100'	Gray	G1075

LIQUIDTIGHT® Non-Metallic Fittings

Description	Size	Color	Catalog No.
Straight male	½"	Gray	⑤ P050NGYA
	¾"	Gray	P075NGYA
SWIVELLOK® male	½"	Gray	⑥ PS0509NGY
	¾"	Gray	PS0759NGY



HI-Impact Surface Mount Box

- Provides an easy way to mount and protect connectivity in punishing environments, supporting all HI-Impact media types
- For applications requiring stainless steel, NEMA Type 4/12 or NEMA Type 4X in different port configurations
- Select a surface box that fits your environmental needs



①



②



③



④



⑤

HI-Impact Surface Mount Boxes

Thermoplastic, Gray

NEMA Type Rating	Ports	Catalog No.
4X	1	① HI14XGY
	2	② HI24XGY
	4	HI44XGY
	6	③ HI64XGY

Steel, powder coated, Gray

4/12/13	1	HI1CB2G
	2	④ HI2CB2G

Stainless steel, brushed

4X	1	⑤ HI1CBSS
	2	HI2CBSS



DIN Rail Utility Box

- Offers a labor-saving method for providing utility power and/or communications to any control cabinet
- Installation is as easy as snapping the box vertically onto a 35mm DIN Rail and connecting the line, neutral and ground wires to the terminal block for power, or punching down Hubbell jacks for communications

DIN Rail Utility Box

Description	Catalog No.
Communications DIN rail utility box kit (unloaded)	HIDRUBCKIT

Note: See page B11-B12 for decorator and duplex wallplates.









Specifications

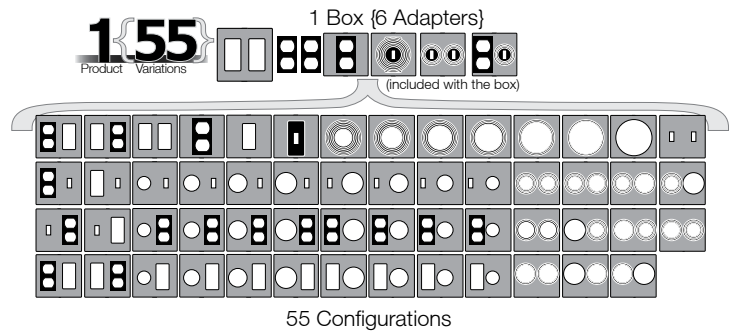
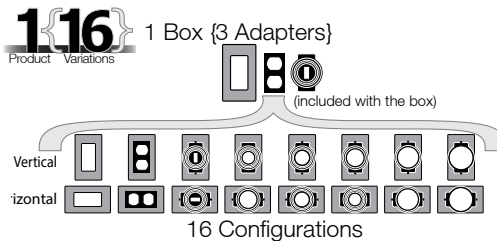
- High-impact polycarbonate construction provides maximum durability
- Patented keyhole mounting system allows installation in under a minute
- Includes attached gasket and mounting hardware
- Pre-configured for GFCI with patented knockout technology for alternate devices
- Lockable tab for OSHA compliance
- Sealed-in-place gasket
- Each box contains three or six adapters to make a variety of configurations (16 or 55)

Standards

- UL Listed
- NEMA Type 3R Rated
- 2017 NEC® Compliant (Article 406.9)

EXTRA DUTY® Non-Metallic While-In-Use Covers

Description	Dimensions Inches (mm)	Catalog No.
Standard 1-gang box with clear tinted cover, for horizontal or vertical mounting; 16-in-1 configurations	 5.90" x 4.18" x 2.75" (149.8 x 106.1 x 69.9)	RW58300 
Extra deep 1-gang box with clear tinted cover, for horizontal or vertical mounting; 16-in-1 configurations	 5.92" x 4.20" x 4.75" (150.4 x 106.7 x 120.7)	RW58350 
Standard 2-gang box, clear tinted cover, for horizontal or vertical mounting; 55-in-1 configurations	 5.54" x 5.43" x 2.75" (140.7 x 138.0 x 69.9)	RW58750 



Note: NEC® is a registered trademark of the National Electrical Code. NEMA® is a registered trademark of the National Electrical Manufacturers Association.



Specifications

- Industrial strength brackets allow equipment to slide out for easy access
- Perforated rear panel
- Doors have locking three-point latches to secure and seal
- Mounting bracket is affixed to wall first to ease installation process

Standards

- UL 1863 Listed, EIA-310-E Compliant
- NEMA/EEMAC Types 4/12 and 4X
- Tamper-Resistant per GR-CORE-63

3-Door Rear Access Industrial RE-BOX®

Pre-configured version; 250lb load capacity; rear perforated panel; includes (3) doors for rear equipment access, slide-out mounting horizontal rails, cabinet mount bracket, #12-24 threaded brackets

Rack Units	Height Inches (mm)	Width Inches (mm)	Depth Inches (mm)	NEMA	Material	Catalog No.
19	35.5" (902)	23.9" (607)	30.9" (785)	4/12/13	Steel	IR323PG
				4X	Stainless Steel	IR323PS
26	47.8" (1214)	23.9" (607)	30.9" (785)	4/12/13	Steel	IR423PG
				4X	Stainless Steel	IR423PS

Note: See full line of Industrial Equipment Cabinets on pages N07-N10

Hubbell's HI-Impact NEMA Type 4X and 4/12 consolidation point cabinets are designed for harsh environments where oil, dirt, dust and moisture are present. The HI-Impact consolidation point cabinet is a perfect solution to house and secure small switches, wireless access points and cross connect products in harsh environments such as factory floors, convention centers, correctional facilities, and commercial kitchens.

Consolidation Point Enclosures

House and secure small switches, wireless access points and cross connect products in harsh environments; includes enclosure

Rating	Material/Finish	Width Inches (mm)	Depth Inches (mm)	Height Inches (mm)	Catalog No.
NEMA Rated 4X	14 gauge stainless steel with brushed finish, gray	12" (305)	6" (152)	12" (305)	HICPSS
NEMA Rated 4/12	14 gauge cold rolled steel with powder coat, gray	12" (305)	6" (152)	12" (305)	HICP412G



Lock Kit

Use to change lock style to meet specific applications; includes (2) assembly locks and keys

Description	Catalog No.
CH751 keyed lock kit	CKL751





netSELECT®

Residential Solutions

Hubbell's netSELECT® products are the perfect solution for quick and easy dependable installs. Each netSELECT product has been designed to accommodate today's changing voice, data and video applications.




Index

In-Wall AV DeliveryS03
 AV Cabling & Components S04
 Network Enclosures.....S05
 Network Modules.....S07
 AV ModulesS08
 Accessories..... S09
 ConnectivityS10
 NSC Patch Cords..... S11
 Wallplates..... S12
 Molded-In Voice/Data/Video Wallplates S13
 Molded-In Wallplates.....S14
 Telephone Jacks..... S15

Color Chart:



**Light Almond is the same color as Office White*



Specifications

- 18 gauge cold rolled steel base
- White powder coat finish
- High impact thermoplastic ABS trim ring
- Ideal for new construction or renovation

Standards

- cULus 1863 listed
- UL V0 flame rating on ABS trim ring



①



②



③



④

FPTV Connection Enclosure

Description	Height Inches (mm)	Width Inches (mm)	Depth Inches (mm)	Color	Catalog No.
2-gang in-wall enclosure	7.92" (201)	8.16" (207)	3.37" (86)	White	① NSAV62M
4-gang in-wall enclosure	7.92" (201)	14.80" (376)	3.37" (86)	White	NSAV124M
Steel cover for NSAV62M	7.2" (183)	7.2" (183)	0.05" (1)	White	② NSAV6C
Steel cover for NSAV124M	7.2" (183)	13.80" (351)	0.05" (1)	White	NSAV12C
Block wall adapter, compatible with NSAV62M					NSAV6BW
New work stud brackets					NSAV6NW

Power Kits

Description	Color	Catalog No.
Standard power kit; includes wallplate, box and 15A tamper-resistant outlet	White	NSOKPTR
Surge protected power kit; includes wallplate, box and surge protected outlet	White	③ NSOKPS

Feed-Through Wallplates

Description	Color	Catalog No.
1-gang	Ivory	④ NSAV1I
	White	NSAV1W
2-gang	Ivory	NSAV2I



HDMI Active Optical Cables

Features

- 4K High Speed HDMI Transmission
- Small diameter flexible cable helps with installation
- Plenum rated, installs in any environment
- Micro-USB connection and optional 5VDC adapter kit boost power
- Source and display connector labels identify proper installation direction

4K @ 60 Hz Active Optical HDMI Cables

- 18 Gbps High Speed
- Maximum resolution: 4K (4096 × 2160 or 3840 × 2160) at 30 or 60Hz; 4:4:4 chroma
- HDCP 2.2; EDID; CEC; FCC
- Diameter: 5.2 ± 0.2 mm
- Plenum rated
- Bending radius: 0.8 in. (20 mm)
- Operating temperature: 32-131° F (0-55° C)
- Gold Plated HDMI Type A Male Connectors

HDMI Patch Cables

- HDMI 4K@ 60 Hz
- 18 Gbps High Speed with Ethernet
- Thin 6mm±0.2, High Flex

4K @ 60 Hz Active Optical HDMI Cables

Description	Catalog No.
HDMI, AOC, Black, 20 ft.	HCHX20BK
HDMI, AOC, Black, 30 ft.	HCHX30BK
HDMI, AOC, Black, 60 ft.	HCHX60BK
HDMI, AOC, Black, 100 ft.	HCHX100BK

5V DC Power Adapter Kit

Description	Catalog No.
5V DC Power Kit for Active Optical Cords	HDMDC5V2

HDMI 4K Connectors for IMB and ISFB Series Blanks



Color	HDMI Keystone Feed-Thru	HDMI Feed-Thru Coupler	HDMI Feed-Thru 3-Inch Tail
Black	SFHC14BK	HDMIC14	HDMIT14
White	SFHC14W	–	–

HDMI Device Patch Cords

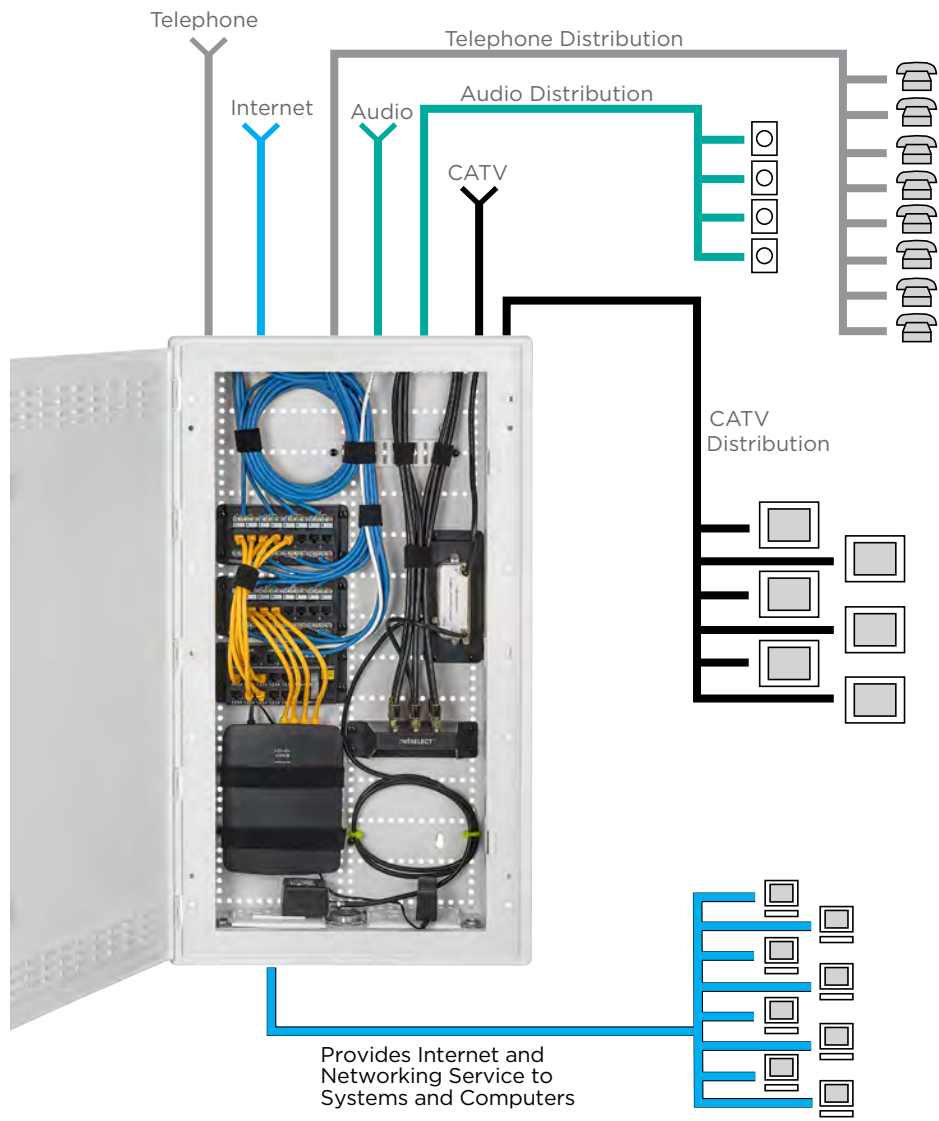
Length (ft)	Catalog No.
3'	HCH03BK
6'	HCH06BK
10'	HCH10BK

Note: Black and non-plenum only.

HDMI 4K Decorator Frames



Color	1-Port	2-Port
Black	NS801BK	NS802BK
Ivory	NS801I	NS802I
Gray	NS801GY	NS802GY
Light Almond	NS801LA	NS802LA
White	NS801W	NS802W



Flexibility
Hinged door can be mounted to swing from either side.



Options
Horizontal and vertical module mounting holes for maximum flexibility.



Installation
Additional nylon push pins provided to assist module mounting.


Specifications



- Material: high-impact thermoplastic to minimize WiFi degradation
- Finish: White, satin finish
- UL and cULus Listed



Box with Hinged Vented Door



Box Only



Hinged Vented Door



Hinged Vented Door Open

14-Inch Network Enclosure

Description	Height Inches (mm)	Width Inches (mm)	Depth Inches (mm)	Module Unit Capacity	Catalog No.
With hinged vented door	16.2" (412)	17.5" (445)	4.35" (111)	5	NSOBXP14
14" height box only	13.5" (343)	17.1" (434)	3.95" (100)	5	NSOBXP14B
Hinged vented door	16.2" (412)	17.5" (445)	0.4" (10)	-	NSOBXP14D



28-Inch Network Enclosure

Description	Height Inches (mm)	Width Inches (mm)	Depth Inches (mm)	Module Unit Capacity	Catalog No.
With hinged vented door	30" (762)	17.5" (445)	4.35" (111)	11	NSOBXP28
28" height box only	27.7" (704)	17.1" (434)	3.95" (100)	11	NSOBXP28B
Hinged vented door	30" (762)	17.5" (445)	0.4" (10)	-	NSOBXP28D



42-Inch Network Enclosure

Description	Height Inches (mm)	Width Inches (mm)	Depth Inches (mm)	Module Unit Capacity	Catalog No.
With hinged, vented, 2-piece door	45.1" (1146)	17.5" (445)	4.35" (111)	16	NSOBXP42
42" height box only	42.6" (1082)	17.1" (434)	3.95" (100)	16	NSOBXP42B
Hinged vented door (2-piece)	45.1" (1146)	17.5" (445)	0.4" (10)	-	NSOBXP42D








Specifications

- Meets FCC Part 68 standard
- Finish: black, powder coat
- Material: 18 gauge steel or high impact plastic
- UL and cULus Listed 1863
- All data and phone modules 568A wired


Data Modules

Description	Units	Catalog No.	
Category 6A data module, 6 port supports enhanced transmission speeds up to 10 Gigabit Ethernet	1	NSODM6C6A	
Category 6 data module, 8-port supports enhanced transmission speeds beyond Gigabit Ethernet; future-proof for tomorrow's applications	1	NSODM8C6	
Category 5e data module, 8-port supports Gigabit Ethernet for up to (8) Category 5e data lines with front 110 punch-down terminations in a protected PCB module; pre-mounted push pins snap the module quickly into place	1	NSODM8	

Primary Telephone Module

Description	Units	Catalog No.	
8-port phone outlets with up to (4) incoming lines for voice, fax or modem applications in a protected PCB module; pre-mounted push pins snap the module quickly into place; RJ31X interface jack included for security system connection; RJ45 jack interfaces with optional NSOETM8 telephone expansion module for additional extensions	1	NSOPTM8	

Multi-Provider Patchable Telcom Module

Description	Units	Catalog No.	
12-port telephone module distributes 4 incoming lines out to 12 locations through RJ-45 jacks; allows data lines to be converted to voice with the move of a patch cord; RJ31X interface jack is included for security system connection	1	NSOMTM12	

Combination Modules

6-port telephone panel and 6-port coaxial splitter with optional 6-port Category 5e panel provides voice, video, and data distribution in a space efficient package; perfect for use with NSOBOX10 and NS790xx wallplates to quickly establish a comprehensive home network

Description	Units	Catalog No.	
6-port telephone and video	3	NSOTVM6	
6-port telephone, video and Category 5e	3	NSOTVDM6	
6-port Category 5e data upgrade kit	3	NSODK6	



Specifications

- Finish: black, powder coat
- UL and cULus Listed 1863



4-Way Coaxial Splitter Modules

One incoming line, four outgoing

Description	Units	Catalog No.
1GHz, basic unit	1	NSOVM4
2.3GHz, enhanced capability	1	NSOVM42G



6-Way Coaxial Splitter Modules

One incoming line, six outgoing

Description	Units	Catalog No.
1GHz, basic unit	1	NSOVM6
2.3GHz, enhanced capability	1	NSOVM62G



8-Way Coaxial Splitter Modules


One incoming line, eight outgoing

Description	Units	Catalog No.
1GHz, basic unit	1	NSOVM8
2.3GHz, enhanced capability	1	NSOVM82G



Blank Module Bracket

Description	Units	Catalog No.
Allows mounting of active components (i.e. switches, routers) or other devices onto a modular platform; (2) VELCRO® brand fasteners included to mount components onto module; pre-mounted push pins snap the module quickly into place; 2-pack	1	NSOBM2



Note: VELCRO® is a registered trademark of Velcro Industries B.V.



Features and Benefits

- netSELECT® accessories enhance system capabilities
- Volume controls expand home audio applications
- Cabinet mounted receptacle kits provide convenient power to the enclosure
- Audio controls available in slide or rotary
- Receptacles available in surge and standard kits



①



②



③

Surge Suppression Power Kit

Description	Catalog No.
Includes surge receptacle 15A 125V; NEMA® type 5-15R, 240 joules/15,000A protection; per mode; electrical steel box and wallplate	① NSOKPS*

Panel Bracket Adapter

Description	Catalog No.
For use with adapter panels shown below and FSP series modules on pages G09-G11; snap mounts into structured cabling enclosures	② NSOFSB

Lock Kit

Description	Catalog No.
Chromed steel; includes two keys; eliminates unwanted tampering	FLOCK1**

Standard Power Kit

Description	Catalog No.
Includes duplex receptacle 15A 125V; NEMA® type 5-15R electrical steel box and wallplate	NSOKPTR*

Keystone Adapter Panel

Description	Catalog No.
Features six blank openings for jacks and snap fits	FSPNHD6X

Cable Management Clip

Description	Catalog No.
Accepts 14" or smaller cable ties; 5-pack	③ NSOBXCLIP

F-Type Coupler Bulkhead



Color	Female to Female Single
Black	NSF70BK
Gray	NSF70GY
Ivory	NSF70I
Light Almond	NSF70LA
White	NSF70W

F-Connector Plug

Catalog No.
FRG625

Compression termination; RG6 cable; 25-pack



Note: *Kits comprised of UL listed components.

**Not UL or cULus Listed.

NEMA is a registered trademark of the National Electrical Manufacturers Association.



①



②

Jack Panels, Unloaded

Includes cable management bar

Ports	Category	Height Inches (mm)	Width Inches (mm)	Depth Inches (mm)	Type	Catalog No.
24	-	1.72" (44)	19.00" (483)	1.24" (31)	Jack Panel	① NSPJ24
48	-	3.47" (88)	19.00" (483)	1.21" (31)	Jack Panel	② NSPJ48

Specifications

- cULus Listed
- Supports IEEE 802.3 10 Gigabit Ethernet applications
- Supports POE Applications
- Fast, reliable Cobra-Lock termination with no Punch Downs
- Compatible with our extensive line of work station plates & boxes, unloaded patch panels, & delivery systems products

netSELECT® Category 6A Jack with COBRA-LOCK Termination



Color	Single	24-Pack
Black	NSJU6ABK	NSJU6ABK24
Blue	NSJU6AB	NSJU6AB24
Gray	NSJU6AGY	NSJU6AGY24
Green	NSJU6AGN	NSJU6AGN24
Ivory	NSJU6AI	-
Light Almond	NSJU6ALA	-
Orange	NSJU6AOR	-
Red	NSJU6AR	-
White	NSJU6AW	NSJU6AW24
Yellow	NSJU6AY	-

netSELECT® Category 6, 5e and USOC Jacks

Specifications
TIA 568.2-D
Category
5e/6 Compliant
cULus Listed



Color	Modular Snap Fit Cat. 6 Single	Modular Snap Fit Cat. 6 24-Pack	Modular Snap Fit Cat. 5e Single	Modular Snap Fit Cat. 5e 24-Pack	Modular Snap Fit USOC
Black	NSJ6BK	NSJ6BK24	NSJ5EBK	NSJ5EBK24	NSJUBK
Blue	NSJ6B	NSJ6B24	NSJ5EB	NSJ5EB24	NSJUB
Gray	NSJ6GY	NSJ6GY24	NSJ5EGY	NSJ5EGY24	NSJUGY
Green	NSJ6GN	NSJ6GN24	NSJ5EGN	NSJ5EGN24	NSJUGN
Ivory	NSJ6I	NSJ6I24	NSJ5EI	NSJ5EI24	NSJUI
Light Almond	NSJ6LA	NSJ6LA24	NSJ5ELA	NSJ5ELA24	NSJULA
Orange	NSJ6OR	NSJ6OR24	NSJ5EOR	NSJ5EOR24	NSJUOR
Red	NSJ6R	NSJ6R24	NSJ5ER	NSJ5ER24	NSJUR
White	NSJ6W	NSJ6W24	NSJ5EW	NSJ5EW24	NSJUW
Yellow	NSJ6Y	NSJ6Y24	NSJ5EY	NSJ5EY24	NSJUY



Category 6

Specifications

- Jacket: Flame-Retardant PVC-CM Rated
- Plug Body: Polycarbonate UL 94V-0

NSC Patch Cords, Category 6A

Length (ft)	Color					
	Black	Blue	Gray	Green	White	Yellow
1'	NSC6ABK01	NSC6AB01	NSC6AGY01	NSC6AGN01	NSC6AW01	NSC6AY01
3'	NSC6ABK03	NSC6AB03	NSC6AGY03	NSC6AGN03	NSC6AW03	NSC6AY03
5'	NSC6ABK05	NSC6AB05	NSC6AGY05	NSC6AGN05	NSC6AW05	NSC6AY05
7'	NSC6ABK07	NSC6AB07	NSC6AGY07	NSC6AGN07	NSC6AW07	NSC6AY07
10'	NSC6ABK10	NSC6AB10	NSC6AGY10	NSC6AGN10	NSC6AW10	NSC6AY10
15'	NSC6ABK15	NSC6AB15	NSC6AGY15	NSC6AGN15	NSC6AW15	NSC6AY15

NSC Patch Cords, Category 6

Length (ft)	Color			
	Black	Blue	Gray	Green
1'	NSC6BK01	NSC6B01	NSC6GY01	NSC6GN01
3'	NSC6BK03	NSC6B03	NSC6GY03	NSC6GN03
5'	NSC6BK05	NSC6B05	NSC6GY05	NSC6GN05
7'	NSC6BK07	NSC6B07	NSC6GY07	NSC6GN07
10'	NSC6BK10	NSC6B10	NSC6GY10	NSC6GN10
15'	NSC6BK15	NSC6B15	NSC6GY15	NSC6GN15

Length (ft)	Color			
	Orange	Purple	Red	White
1'	NSC6OR01	NSC6P01	NSC6R01	NSC6W01
3'	NSC6OR03	NSC6P03	NSC6R03	NSC6W03
5'	NSC6OR05	NSC6P05	NSC6R05	NSC6W05
7'	NSC6OR07	NSC6P07	NSC6R07	NSC6W07
10'	NSC6OR10	NSC6P10	NSC6R10	NSC6W10
15'	NSC6OR15	NSC6P15	NSC6R15	NSC6W15


Note: Additional lengths available; contact Customer Service for details.



Features and Benefits

- Elongated strap for better wall box mounting
- High impact-resistant thermoplastic frame
- UL Listed 1863 - Communication Circuit Accessory and CSA Certified

Decorator Wallplates



Color	1-Port	2-Port	3-Port	4-Port	6-Port	Adapter Blank
Black	NS611BK	NS612BK	NS613BK	NS614BK	NS616BK	NS620BK
Gray	NS611GY	NS612GY	NS613GY	NS614GY	NS616GY	NS620GY
Ivory	NS611I	NS612I	NS613I	NS614I	NS616I	NS620I
Light Almond	NS611LA	NS612LA	NS613LA	NS614LA	NS616LA	NS620LA
White	NS611W	NS612W	NS613W	NS614W	NS616W	NS620W

Note: Use NS621 with rotary dimmers or to pull through AV or telephone cable; use NS620 to fill an extra decorator opening or create customized openings.

Multimedia Wallplates, 1-Gang



Color	1-Port	2-Port	3-Port	4-Port	6-Port
Black	NSP11BK	NSP12BK	NSP13BK	NSP14BK	NSP16BK
Gray	NSP11GY	NSP12GY	NSP13GY	NSP14GY	NSP16GY
Ivory	NSP11I	NSP12I	NSP13I	NSP14I	NSP16I
Light Almond	NSP11LA	NSP12LA	NSP13LA	NSP14LA	NSP16LA
White	NSP11W	NSP12W	NSP13W	NSP14W	NSP16W

Blank Connector

Smooth, 0-pack

Color	Catalog No.
Black	SFSBBK10
Gray	SFSBGY10
Ivory	SFSBEI10
Light Almond	SFSBLA10
White	SFSBW10



Note: See page S02 for color chart.



Features and Benefits


- High impact-resistant thermoplastic frame
- Meets FCC part 68
- UL Listed 1863 - Communication Circuit Accessory and CSA Certified

Molded-In Voice and Data Decorator Wallplates



Jack	One RJ11 Jack	One Cat 5e 110 Punch-Down
Position	6-Position	One F-Type Coupler Bulkhead
Conductors	4-Conductor	Female to Female
Terminations	Screw	Screw
Black	NS770BK	NS785BK
Brown	NS770	NS785
Gray	NS770GY	NS785GY
Ivory	NS770I	-
Light Almond	NS770LA	NS785LA
White	NS770W	NS785W

Molded-In Video and Voice Decorator Wallplates



Jack		One RJ11 Jack, 6-Position, 4-Conductor
F-Connector	Single F-Type Coupler Bulkhead	One F-Type Coupler Bulkhead
Type	Female to Female	Female to Female
Terminations	Screw	Screw
Black	-	-
Brown	-	-
Gray	-	-
Light Almond	NS780LA	NS783LA
White	NS780W	NS783W


Note: Standard wallplates available; see page B09. See page S02 for color chart.



Features and Benefits

- High impact-resistant thermoplastic plate
- Convenient screw down terminals
- Meets FCC part 68
- UL Listed 1863 – Communication Circuit Accessory and CSA Certified

Molded-In Wallplates for Voice, 1-Gang Standard



Jack	One RJ11 Jack
Position	6-Position
Conductors	4-Conductor
Terminations	Screw
Brown	NS730
Ivory	NS730I
Light Almond	NS730LA
White	NS730W

Mid-Size



Jacks	One RJ11 Jack	Duplex RJ11 Jack
Position	6-Position	6-Position
Conductors	4-Conductor	4-Conductor
Terminations	Screw	Screw
Brown	-	-
White	NS735W	NS745W

Molded-In Wallplates for Voice and CATV/Satellite, 1-Gang Standard




Jack	One RJ11 Jack	One RJ11 Jack	-
F-Connector	One F-Type Coupler Bulkhead	One F-Type Coupler Bulkhead	One F-Type Coupler Bulkhead
Position	6-Position	6-Position	-
Conductors	6-Conductor	4-Conductor	-
Type	Female to Female	Female to Female	Female to Female
Black	-	-	-
Brown	-	-	-
Gray	-	-	-
Ivory	NS748I	NS747I	NS750I
Light Almond	NS748LA	NS747LA	NS750LA
White	NS748W	NS747W	NS750W

Mid-Size



Jack	
F-Connector	One F-Type Coupler Bulkhead
Type	Female to Female
White	NS751W

Note: See page S02 for color chart.




Features and Benefits

- Available in high impact-resistant thermoplastic or stainless steel
- Meets FCC part 68
- UL Listed 1863 - Communication Circuit Accessory and CSA Certified

Telephone Wall Jacks

Thermoplastic



Jack	Wall Phone Jack
Position	6-Position
Conductors	4-Conductor
Terminations	Screw
Ivory	NS722I
Light Almond	–
White	NS722W

Stainless Steel



Jack	Wall Phone Jack
Position	6-Position
Conductors	4-Conductor
Terminations	Screw
	NS726SS

Features and Benefits

- High impact-resistant thermoplastic
- Mounts using screws or double sided tape (both included)
- Meets FCC part 68
- UL Listed 1863 - Communication Circuit Accessory and CSA Certified

Telephone Surface Mount Boxes



Description	Multimedia 1-Port Surface Mount Box, Jack Not Included*	Multimedia 2-Port Surface Mount Box, Jack Not Included*
Position	–	–
Conductors	–	–
Terminations	–	–
Black	HSB1BK	HSB2BK
Gray	HSB1GY	HSB2GY
Ivory	HSB1EI	HSB2EI
Office White	HSB1OW	HSB2OW
White	HSB1W	HSB2W

Note: *cULus Listed 1863 - Communication Circuit Accessory; use multimedia jacks and AV connectors (see section F).

DELIVERY

Hubbell's Delivery Systems are an extensive line of products designed to bring power, data and AV cleanly from point to point. With today's building requiring a more intelligent and connected way of communicating than ever before, these innovative delivery solutions provide the flexibility to create customized solutions for the most demanding multi-service applications. The line offers a clean, modern aesthetic and functional solutions for floor, wall, furniture, surface or ceiling installations with a consistent look.





Index

SystemOne Recessed Concrete Floor Boxes T03

SystemOne 2-Gang Recessed Floor Boxes and Covers T07

SystemOne 4-Gang Recessed Floor Boxes and Covers T08

SystemOne 6-Gang Recessed Floor Boxes and Covers T10

SystemOne 2, 4 and 6-Gang Plates and Accessories T11

SystemOne 4/5 and 8/10- Gang Recessed Floor Boxes and Covers...T12

SystemOne 4/5 and 8/10- Gang Plates and Accessories T14

SystemOne Floor Boxes T15

Recessed 7- and 11-Gang Concrete Floor Boxes T18

SystemOne Recessed 2-Gang Rectangular Floor Boxes T19

SystemOne Recessed 4-Gang Rectangular Floor Boxes T20

SystemOne Recessed 4-Gang Round Floor Boxes T21

SystemOne 8/10-Gang Rectangular Floor Boxes T22

Furniture and Work Surface Connectivity Boxes T23

Large Capacity and Gangable AV Wall Boxes T25

Recessed AV In-Wall Enclosures and Ceiling Enclosures T26

SystemOne Recessed Fire-Rated Poke-Throughs T27

SystemOne 10" Recessed Fire-Rated Poke-Throughs T29

SystemOne 8" Recessed Fire-Rated Poke-Throughs T35

SystemOne 6" Recessed Fire-Rated Poke-Throughs T37

SystemOne 4" Recessed Fire-Rated Poke-Throughs Kits T39

SystemOne 8" Recessed Fire-Rated Poke-Through Kits T41

SystemOne 6" Recessed Fire-Rated Poke-Through Kits T42

SystemOne 4" One-Piece Poke-Throughs T43

SystemOne 4" Through Floor Fittings T45

SystemOne 4" Configuration Chart T47

JLOAD® Multimedia Outlet T48

Aluminum Service Poles T49

Finishes:



Brushed Aluminum



Black Powder Coat



Brushed Brass Plated



Bronze Plated



Gray Powder Coat



Satin Nickel Plated

Finishes:



Aluminum Powder Coat



Black Powder Coat



Brass Powder Coat



Bronze Powder Coat




Nickel Powder Coat

DELIVERY | SystemOne Recessed Concrete Floor Boxes


The family of Hubbell SystemOne floor boxes has been expanded to provide industry leading flexibility while accommodating an extensive range of applications. Hubbell SystemOne is constructed to give customers the ability to create personal solutions for their most demanding, power, data and AV requirements.

Hubbell SystemOne ETERNAL™ Recessed Floor Box Applications




2-Gang Recessed

The Hubbell SystemOne 2-Gang Recessed Concrete Floor Box offers eight styles, satisfying the requirements of almost any commercial building application. Rectangular or round covers, as well as furniture feed covers, are available in a variety of finishes to blend with any existing or new décor. A parallel-device layout reduces plug interference, maximizing functionality and performance.




4-Gang Recessed

Similar to the 2-Gang Recessed Concrete Floor Box, Hubbell's SystemOne 4-Gang Recessed Concrete Floor Box is available with steel or PVC box base, rectangular or round covers. Twelve different styles make it possible to meet the electrical requirements of most commercial projects - new construction or renovation. The parallel device layout maximizes functionality which can be limited when devices are mounted 90° from one another.




4/5-Gang Recessed

The 4/5-Gang box provides a uniform look with rectangular or round covers that are available in several finishes to complement existing décor. Electrical devices are mounted vertically and are mounted to the plate prior to securing it to the box. Four removable knockout plates allows for 2" conduit feed-thru allowing for dual service capacity.



6-Gang Recessed

Increased power, data, and AV capacity is what the Hubbell SystemOne 6-Gang Recessed Concrete Floor Box was designed to handle. Four styles allow the floor box to work within almost any commercial application to enhance connectivity. Four removable knockout plates allows for 2" conduit feed-thru. Rectangular and round covers are available in a variety of finishes that work with any aesthetic or finish.



8/10-Gang Recessed

With maximum capacity in a small footprint, the 8/10-Gang box provides a uniform look with rectangular or round covers that are available in several finishes to complement existing décor. Electrical devices are mounted vertically and are mounted to the plate prior to securing it to the box. Four removable knockout plates allows for 2" conduit feed-thru allowing for simple installation of AV cables with preconnectorized heads and specific bend radius requirements.

Box


- 3.75" deep wiring device chambers
- 14 gauge galvanized sheet metal and PVC and cast iron construction
- Optional fusion-bonded, green epoxy paint for on-grade use
- 3 in. deeper version accepts metallic threaded adapter (CFBHUB2) for 2 in. conduit feed-thru
- Patented PVC conduit adapters, CFBHUB200PVC for 2 in. feed-thru and CFBHUB125PVC for 1¼" feedthru can be used on metal and PVC floorboxes
- Pre-pour and post-pour adjustment
- Patented, labor saving, easy mount device plates
- Exclusive 4-Gang PVC concrete floor boxes can be used for slab on grade and second floor and above concrete floors

Cover

- Available in round and rectangular, recessed and furniture feed styles
- Recessed covers open a full 180°
- Large hide-a-way cable egress doors
- Listed to UL 514A and UL Scrubwater compliant
- Die cast aluminum cover construction
- All covers are ADA compliant

Family Look


Hubbell SystemOne recessed floor box line offers a common look regardless of capacity or installation. This simple concept ensures a consistent look throughout a building with rectangular or round covers. Round covers lend themselves to multi-story buildings, also using fire-rated poke-through devices.



A Covers




All SystemOne covers are ADA compliant. The doors open to 180° for maximum access. Cables and plugs are protected by recessed connections.



B Pre-Wired Device Plates

- Pre-wired duplex, StyleLine® and 3-Cube receptacles with 8 in. stranded leads are installed into plates to allow for even more labor savings
- Pre-Wired plates include Tamper Resistant, CONTROLLED and Isolated Ground



C Easy Mount Device Plates

The Easy Mount device plates allow for a device to be mounted to the plate and wired outside of the floor box. The device and plate assembly are then easily installed and secured with one stud that locates the plate and one screw to secure it.

This patented single screw device fastening method maximizes efficiency while reducing install time and comes standard with all device plates for 2-, 4- and 6-gang boxes.

DELIVERY | SystemOne Recessed Concrete Floor Boxes

To assist with the floor box selection process, please have the following information available:

Electrical Requirements

Power (each electrical device requires one gang)
Data/AV (consult manufacturers' specification for size/volume requirements), number required

Add up total number to determine needed capacity. If necessary capacity is not shown, round up to next size.
Example: 9-gang rounds up to a 10-gang floor box

Application

Above-grade (AG)
On-grade (OG)

Minimum concrete pour depth

Cover Style

Round
Rectangular

Once this information is gathered, start with Capacity below:

- Capacity: select necessary box
- Application: select the concrete pour depth and on-grade or above-grade application
- Cover style: select round or rectangular cover
- Locate intersecting point of all three categories and move to right to select the appropriate catalog number

		Application - Minimum Pour Depth 2										Steel	Corrosion Resistant	PVC	Cast Iron				
		2 1/2 in.		3 in.		3 1/4 in.		3 3/4 in.		5 1/2 in.							6 1/4 in.		
		AG	OG	AG	OG	AG	OG	AG	OG	AG	OG						AG	OG	
Electrical Requirements - Capacity 1	2-Gang		•											•			CFB2G25E		
				•												•		CFB2G25CRE	
					•											•		CFB2G30E	
						•										•		CFB2G30CRE	
							•									•		CFB2G25RE	
								•								•		CFB2G25RCRE	
		4-Gang																CFB2G30RE	
																	•	CFB2G30RCRE	
																	•		CFB2G30RCRE
																	•		CFB4G30PFBE
																	•		CFB4G30PFBRE
																	•		CFB4G25E
		4/5-Gang																CFB4G25CRE	
																		CFB4G30E	
																			CFB4G30CRE
																			CFB4G25RE
																			CFB4G25RCRE
																			CFB4G30RE
	6-Gang																CFB4G30RCRE		
																		CFB4G30CI	
																		CFB4G30RCI	
																		CFB45G55E	
																		CFB45G55CRE	
																		CFB45G55RE	
	10-Gang																CFB45G55RCRE		
																		CFB6G30E	
																		CFB6G30CRE	
																		CFB6G30RE	
																		CFB6G30RCR	
																		CFB10G55E	
																	CFB10G55CRE		
																	CFB10G55RE		
																	CFB10G55RCRE		
		Rectangular	Rectangular	Round	Round	Rectangular	Round												
		Cover Style 3																	

Features and Benefits

SystemOne ETERNAL™ Recessed Floor Boxes for Concrete Floors

Featuring the unique capabilities of Hubbell's SystemOne family design. Hubbell has enhanced and expanded its floor box offering to provide industry leading installation flexibility while accommodating an extensive range of applications. Hubbell SystemOne ETERNAL™ Series products are constructed to address customers personal solutions for today's demanding, power, data and audio/video and for tomorrow's.

Hubbell SystemOne ETERNAL™ Series concrete floorboxes with box depths of 3 inches and larger can be field installed with PVC and metallic hubs for feed-thru wiring. The enhanced box design also provides expanded device capacity and improved installation efficiency. These floorboxes will prove to be as indispensable asset to the building's delivery system infrastructure.

Benefits and Enhancements

Safety

- Flush flange available for tile, finished concrete or terrazzo
- Surface flange available for carpeted floors with 0.15 inch rise meets ADA requirements
- Hideaway egress doors fold under cover while in use
- 180° opening of main door

Functionality

- Cables and connections are protected by recessed functionality
- Open architecture sub-plate design
- Common door layout regardless of flange for harmonized look
- Meets UL 514A scrubwater requirements with ScrubShield® technology
- Easy selection with common look for all floor types

Value

- Enhance building décor with numerous finishes
- Increase durability and longevity with cast aluminum covers


Online Resources

- BIM models, customer drawings and technical specifications are available on hubbell.com




Concrete Pour Pocket Cap

This factory-installed, field-removable pour pocket cap provides a pocket in the final floor to accept the covers intended for terrazzo, tile, or finished concrete floor. The cap may not be used for carpet, wood or engineered floors.




Two-inch Conduit Ready

To meet expanding AV and data needs, the Hubbell SystemOne Recessed Floor Box line readily accepts 2" conduits with the use of a 2" threaded conduit hub or 2" PVC hub (shown). The offset design allows for less conduit lifting during installation and the hub mounting holes are asymmetrical for installation efficiency.



Corrosion Resistant Epoxy Paint

Intended for on-grade use, the CR version is coated with fusion-bonded epoxy paint to help prevent corrosion.





Dimensions

Inches (mm)

Style	Rectangular Cover		Round Cover	
Box Type				
Standard Box	CFB2G30E	CFB2G25E	CFB2G30RE	CFB2G25RE
Corrosion-Resistant (On-grade)	CFB2G30CRE	CFB2G25CRE	CFB2G30RCRE	CFB2G25RCRE
Recommended Pour Depth	3.50" (88.9)	3.00" (76.2)	3.75" (95.3)	3.25" (82.6)
Min. Depth of Pour	3.00" (76.2)	2.50" (63.5)	3.75" (95.3)	3.25" (82.6)
Adjustability	Fully	Fully	Fully	Fully
Cubic Inch (cm³) Capacity per Gang	56.5 cu. in. (926 cm ³)	47.5 cu. in. (778 cm ³)	56.5 cu. in. (926 cm ³)	47.5 cu. in. (778 cm ³)
Dimensions - A	3.00" (76.2)	2.50" (63.5)	-	-
Dimensions - B	6.62" (168.1)	6.62" (168.1)	7.32" (185.9)	7.32" (185.9)
Dimensions - C	16.27" (413.3)	16.27" (413.3)	16.27" (413.3)	16.27" (413.3)
Dimensions - D	-	-	6.37" (161.7) TYP.	6.37" (161.7) TYP.
Dimensions - E	3.50" (88.9)	3.00" (76.2)	3.75" (95.3)	3.25" (82.6)
KO Trade Size: Ends	(2) ½", ¾", 1", 1¼"	(2) ½", ¾", 1"	(2) ½", ¾", 1", 1¼"	(2) ½", ¾", 1"
Sides	(4) ¾", 1", 1¼", 2"*	(4) ½", ¾", 1"	(4) ¾", 1", 1¼", 2"*	(4) ½", ¾", 1"
Bottom	(4) ½", ¾", 1", 1¼"	(4) ½", ¾", (4) 1", 1¼"	(4) ½", ¾", 1", 1¼"	(4) ½", ¾", 1", 1¼"
Cover Style	Rectangular	Rectangular	Round	Round
2 Inch Hub Compatible	Yes	No	Yes	No

Note: UL File Number E31999. Boxes include concrete covers.

*Requires CFBHUB2 for 2" conduits. CFBHUB200PVC for 2" PVC conduits or CFBHUB125PVC for 1¼" PVC conduits.

Rectangular Covers

- Compatible with CFB2G25, CFB2G25CR, CFB2G30 and CFB2G30CR Series Floor Boxes
- Two large cable egress doors and access 180° opening
- Maximum static load of 800lb with 2x safety factor*
- Surface style typical applications: carpet, VCT
- Flush style typical applications: tile, finished concrete and terrazzo floors
- Furniture Feed covers ship with low voltage dividers

Surface Cover Flange Dimensions 11n" x 7x"

Flush Cover Flange Dimensions 10n" x 6x"



Finish	Without Insert	With Insert	Furniture Feed (1" and 2" Plugs)	Without Insert	With Insert	Furniture Feed (1" and 2" Plugs)
Aluminum Powder Coat	24GCCVRALU	24GCCVRALUC	24GFFCVRALU	24GTCVRALU	24GTCVRALUC	24GTFFCVRALU
Black Powder Coat	24GCCVRBK	24GCCVRBK	24GFFCVRBK	24GTCVRBK	24GTCVRBK	24GTFFCVRBK
Brass Powder Coat	24GCCVRBRS	24GCCVRBRSC	24GFFCVRBRS	24GTCVRBRS	24GTCVRBRSC	24GTFFCVRBRS
Bronze Powder Coat	24GCCVRBRZ	24GCCVRBRZC	24GFFCVRBRZ	24GTCVRBRZ	24GTCVRBRZC	24GTFFCVRBRZ
Satin Nickel Powder Coat	24GCCVRNK	24GCCVRNKC	24GFFCVRNK	24GTCVRNK	24GTCVRNKC	24GTFFCVRNK

Round Covers

- Compatible with CFB2G25R, CFB2G25RCR, CFB2G30R and CFB2G30RCR Series Floor Boxes
- Cover flanges have a 7½ in. diameter and 0.15 in. height
- Maximum static load of 1,000 lbs. with 2x safety factor*
- Recessed covers- 180° access with 2 cable egress doors
- Furniture Feed covers ship with low voltage dividers

Finish	Flush Surface	Furniture Feed (¾" and 2" Plugs)
Brushed Aluminum	CFBS1R6CVRALU	CFBS1R6FFCVRALU
Black Powder Coat	CFBS1R6CVRBLK	CFBS1R6FFCVRBLK
Brass Plated	CFBS1R6CVRBRS	CFBS1R6FFCVRBRS
Bronze Plated	CFBS1R6CVRBRZ	CFBS1R6FFCVRBRZ
Gray Powder Coat	CFBS1R6CVRGRY	CFBS1R6FFCVRGRY
Satin Nickel Plated	CFBS1R6CVRNKL	CFBS1R6FFCVRNKL



*Load applied through a 3" (76mm) mandrel in center of the cover.



Complies with UL514 A



Dimensions Inches (mm)

Style	Rectangular Cover		Round Cover	
Box Type				
Standard Box	CFB4G30E	CFB4G25E	CFB4G30RE	CFB4G25RE
Corrosion-Resistant (On-grade)	CFB4G30CRE	CFB4G25CRE	CFB4G30RCRE	CFB4G25RCRE
Recommended Pour Depth	3.50" (88.9)	3.00" (76.2)	3.75" (95.3)	3.25" (82.6)
Min. Depth of Pour	3.00" (76.2)	2.50" (63.5)	3.75" (95.3)	3.25" (82.6)
Adjustability	Fully	Fully	Fully	Fully
Cubic Inch (cm³) Capacity per Gang	51.0 cu. in. (835.0 cm ³)	41.5 cu. in. (680.0 cm ³)	51.0 cu. in. (835.0 cm ³)	41.5 cu. in. (680.0 cm ³)
Dimensions - A	3.00" (76.2)	2.50" (63.5)	-	-
Dimensions - B	11.33" (276.5)	11.20" (284.5)	11.20" (284.5)	11.20" (284.5)
Dimensions - C	14.57" (370.1)	14.57" (370.1)	14.57" (370.1)	14.57" (370.1)
Dimensions - D	-	-	8.37" (212.5) TYP.	8.37" (212.5) TYP.
Dimensions - E	3.50" (88.9)	3.00" (76.2)	3.75" (95.3)	3.25" (82.6)
KO Trade Size: Ends	(4) 1/2", 3/4", 1", 1 1/4"	(4) 1/2", 3/4", 1"	(4) 1/2", 3/4", 1", 1 1/4"	(4) 1/2", 3/4", 1"
Sides	(4) 3/4", 1", 1 1/4", 2"*	(4) 1/2", 3/4", 1"	(4) 3/4", 1", 1 1/4", 2"*	(4) 1/2", 3/4", 1"
Bottom	(4) 1/2", 3/4", 1", 1 1/4"	(4) 1/2", 3/4", (4) 1", 1 1/4"	(4) 1/2", 3/4", 1", 1 1/4"	(4) 1/2", 3/4", (4) 1", 1 1/4"
Cover Style	Rectangular	Rectangular	Round	Round
2 Inch Hub Compatible	Yes	No	Yes	No

Note: UL File Number E31999. Boxes include concrete covers.

*Requires CFBHUB2 for 2" conduits. CFBHUB200PVC for 2" PVC conduits or CFBHUB125PVC for 1 1/4" PVC conduits.

Rectangular Covers

- Compatible with CFB4G25, CFB4G25CR, CFB4G30 and CFB4G30CR Series Floor Boxes
- Two large cable egress doors and access 180° opening
- Maximum static load of 800 lbs. with 2x safety factor*
- Surface style typical applications: Carpet, VCT
- Flush style typical applications: Tile, finished concrete and Terrazzo floors
- Furniture Feed covers ship with low voltage dividers

Surface Cover Flange Dimensions 11n" x 7x"

Flush Cover Flange Dimensions 10n" x 6x"



Finish	Surface Cover Flange Dimensions 11n" x 7x"			Flush Cover Flange Dimensions 10n" x 6x"		
	Without Insert	With Insert	Furniture Feed (1" and 2" Plugs)	Without Insert	With Insert	Furniture Feed (1" and 2" Plugs)
Aluminum Powder Coat	24GCCVRALU	24GCCVRALUC	24GCFFCVRALU	24GTCVRALU	24GTCVRALUC	24GTFFCVRALU
Black Powder Coat	24GCCVRBK	24GCCVRBK	24GCFFCVRBK	24GTCVRBK	24GTCVRBK	24GTFFCVRBK
Brass Powder Coat	24GCCVRBRS	24GCCVRBRS	24GCFFCVRBRS	24GTCVRBRS	24GTCVRBRS	24GTFFCVRBRS
Bronze Powder Coat	24GCCVRBRZ	24GCCVRBRZC	24GCFFCVRBRZ	24GTCVRBRZ	24GTCVRBRZC	24GTFFCVRBRZ
Satin Nickel Powder Coat	24GCCVRNK	24GCCVRNKC	24GCFFCVRNK	24GTCVRNK	24GTCVRNKC	24GTFFCVRNK

Round Covers

- Compatible with CFB4G25R, CFB4G25RCR, CFB4G30R, and CFB4G30RCR Series Floor Boxes
- Cover flanges have a 9 1/2 in. diameter and 0.15 in. height
- Maximum static load of 1,000 lbs. with 2x safety factor*
- Recessed covers- 180° access with 2 cable egress doors
- Furniture Feed covers dividers purchased separately

Finish	Flush Surface	Furniture Feed (1 in. and 2 in. Plugs)
Brushed Aluminum	CFBS1R8CVRALU	CFBS1R8FFCVRALU**
Black Powder Coat	CFBS1R8CVRBLK	CFBS1R8FFCVRBLK**
Brass Plated	CFBS1R8CVRBRS	CFBS1R8FFCVRBRS**
Bronze Plated	CFBS1R8CVRBRZ	CFBS1R8FFCVRBRZ**
Gray Powder Coat	CFBS1R8CVRGRY	CFBS1R8FFCVRGRY**
Satin Nickel Plated	CFBS1R8CVRNKL	CFBS1R8FFCVRNKL**



*Load applied through a 3" (76mm) mandrel in center of the cover.

** For 4-gang box dual service, **CFBS1R8FF4GDIVKIT** required with Furniture Feed covers. Purchased separately.

ScrubShield
Complies with UL514 A



Dimensions Inches (mm)

Style	PVC Floor Boxes		Cast Iron Floor Boxes	
Box Type				
PVC Base Box (On-grade)	CFB4G30PFBE	CFB4G30PFBRE	-	-
Cast Iron Box (On-grade)	-	-	CFB4G30CI	CFB4G30RCI
Recommended Pour Depth	3.75" (95.3)	4.00" (101.6)	3.75" (95.3)	4.00" (101.6)
Min. Depth of Pour	3.25" (82.6)	4.00" (101.6)	3.25" (82.6)	4.00" (101.6)
Adjustability	Fully	Fully	Fully	Fully
Cubic Inch (cm³) Capacity per Gang	51.0 cu. in. (835.0 cm ³)	51.0 cu. in. (835.0 cm ³)	30.0 cu. in. (491.7 cm ³)	30.0 cu. in. (491.7 cm ³)
Dimensions - A	3.25" (82.6)	-	3.25" (82.6)	-
Dimensions - B	11.20" (284.5)	11.20" (284.5)	11.44" (290.5)	11.44" (290.5)
Dimensions - C	15.70" (398.8)	15.70" (398.8)	13.19" (335.1)	13.19" (335.1)
Dimensions - D	-	8.37" (212.5) TYP.	-	8.37" (212.5) TYP.
Dimensions - E	3.75" (95.3)	4.00" (101.6)	3.75" (95.3)	4.00" (101.6)
KO Trade Size: Ends	-	-	(4) 1½" NPT Thread	(4) 1½" NPT Thread
KO Trade Size: Sides	Requires Drilling Openings. PVC Conduit Only: 1¼" Maximum Size*	Requires Drilling Openings. PVC Conduit Only: 1¼" Maximum Size*	(4) ¾" NPT Thread	(4) ¾" NPT Thread
KO Trade Size: Bottom	Requires Drilling Openings. PVC Conduit Only: 1½" Maximum Size	Requires Drilling Openings. PVC Conduit Only: 1½" Maximum Size	-	-
Cover Style	Rectangular	Round	Rectangular	Round
2 Inch Hub Compatible	Yes	Yes	No	No

Note: UL File Number E31999. Boxes include concrete covers.

*Requires CFBHUB2 for 2" conduits. CFBHUB200PVC for 2" PVC conduits or CFBHUB125PVC for 1¼" PVC conduits.

Rectangular Covers

- Compatible with CFB4G30PFBE and CFB4G30CI Series Floorboxes
- Two large cable egress doors and access 180° opening
- Maximum static load of 800 lbs. with 2x safety factor*
- Surface style typical applications: Carpet, VCT
- Flush style typical applications: Tile, finished concrete
- and Terrazzo floors
- Furniture Feed covers ship with low voltage dividers

Finish	Surface Cover Flange Dimensions 11n" x 7x"			Flush Cover Flange Dimensions 10n" x 6x"		
	Without Insert	With Insert	Furniture Feed (1" and 2" Plugs)	Without Insert	With Insert	Furniture Feed (1" and 2" Plugs)
Aluminum Powder Coat	24GCCVRALU	24GCCVRALUC	24GCFFCVRALU	24GTCVRALU	24GTCVRALUC	24GTFFCVRALU
Black Powder Coat	24GCCVRBK	24GCCVRBK	24GCFFCVRBK	24GTCVRBK	24GTCVRBK	24GTFFCVRBK
Brass Powder Coat	24GCCVRBRS	24GCCVRBRS	24GCFFCVRBRS	24GTCVRBRS	24GTCVRBRS	24GTFFCVRBRS
Bronze Powder Coat	24GCCVRBRZ	24GCCVRBRZC	24GCFFCVRBRZ	24GTCVRBRZ	24GTCVRBRZC	24GTFFCVRBRZ
Satin Nickel Powder Coat	24GCCVRNK	24GCCVRNK	24GCFFCVRNK	24GTCVRNK	24GTCVRNK	24GTFFCVRNK

Round Covers

- Compatible with CFB4G30PFBRE and CFB4G30RCI Series Floorboxes
- Cover flanges have a 9½ in. diameter and 0.15 in. height
- Maximum static load of 1,000 lbs. with 2x safety factor*
- Recessed covers- 180° access with 2 cable egress doors
- Furniture Feed covers dividers purchased separately

Finish	Flush Surface	Furniture Feed (1 in. and 2 in. Plugs)
Brushed Aluminum	CFBS1R8CVRALU	CFBS1R8FFCVRALU**
Black Powder Coat	CFBS1R8CVRBLK	CFBS1R8FFCVRBLK**
Brass Plated	CFBS1R8CVRBRS	CFBS1R8FFCVRBRS**
Bronze Plated	CFBS1R8CVRBRZ	CFBS1R8FFCVRBRZ**
Gray Powder Coat	CFBS1R8CVRGRY	CFBS1R8FFCVRGRY**
Satin Nickel Plated	CFBS1R8CVRNKL	CFBS1R8FFCVRNKL**



*Load applied through a 3" (76mm) mandrel in center of the cover.

** For 4-gang box dual service, CFBS1R8FF4GDIVKIT required with Furniture Feed covers. Purchased separately.



Complies with UL514 A



Dimensions Inches (mm)

Style	Rectangular Cover		Round Cover	
Box Type	CFB6G30E	-	CFB6G30R	-
Standard Box Corrosion-Resistant Box (On-grade)	-	CFB6G30CRE	-	CFB6G30RCRE
Recommended Pour Depth	3.50" (88.9)	3.50" (88.9)	3.75" (95.3)	3.75" (95.3)
Min. Depth of Pour	3.00" (76.2)	3.00" (76.2)	3.75" (95.3)	3.75" (95.3)
Adjustability	Fully	Fully	Fully	Fully
Cubic Inch (cm³) Ends-Capacity/Gang	108.5 cu. in. (1778 cm³)	108.5 cu. in. (1778 cm³)	108.5 cu. in. (1778 cm³)	108.5 cu. in. (1778 cm³)
Cubic Inch (cm³) Sides-Capacity/Gang	33.0 cu. in. (510 cm³)	33.0 cu. in. (510 cm³)	33.0 cu. in. (510 cm³)	33.0 cu. in. (510 cm³)
Dimensions - A	3.00" (76.2)	3.00" (76.2)	3.00" (76.2)	3.00" (76.2)
Dimensions - B	19.68" (499.9)	19.68" (499.9)	19.68" (499.9)	19.68" (499.9)
Dimensions - C	11.54" (293.0)	11.54" (293.0)	11.54" (293.0)	11.54" (293.0)
Dimensions - D	-	-	8.37" (212.5) TYP.	8.37" (212.5) TYP.
Dimensions - E	3.50" (88.9)	3.50" (88.9)	3.75" (95.3)	3.75" (95.3)
KO Trade Size: Ends	(4) 1/2", 3/4", 1", 1 1/4"	(4) 1/2", 3/4", 1", 1 1/4"	(4) 1/2", 3/4", 1", 1 1/4"	(4) 1/2", 3/4", 1", 1 1/4"
Sides	(4) 3/4", 1", 1 1/4", 2"* (4) 1/2", 3/4"	(4) 3/4", 1", 1 1/4", 2"* (4) 1/2", 3/4"	(4) 3/4", 1", 1 1/4", 2"* (4) 1/2", 3/4"	(4) 3/4", 1", 1 1/4", 2"* (4) 1/2", 3/4"
Bottom	(4) 1/2", 3/4", 1", 1 1/4", (4) 1/2", 3/4"	(4) 1/2", 3/4", 1", 1 1/4", (4) 1/2", 3/4"	(4) 3/4", 1", 1 1/4", 1 1/2", (4) 1/2", 3/4"	(4) 3/4", 1", 1 1/4", 1 1/2", (4) 1/2", 3/4"
Cover Style	Rectangular	Rectangular	Round	Round
2 Inch Hub Compatible	Yes	Yes	Yes	Yes

Note: UL File Number E31999. Boxes include concrete covers.

*Requires CFBHUB2 for 2" conduits. CFBHUB200PVC for 2" PVC conduits or CFBHUB125PVC for 1 1/4" PVC conduits.

Rectangular Covers

- Compatible with CFB6G30 and CFB6G30CR Series Floor Boxes
- Two large cable egress doors and access 180° opening
- Maximum static load of 1500lb with 2x safety factor†
- Surface style typical applications: Carpet, VCT
- Flush style typical applications: Tile, finished concrete and Terrazzo floors
- Furniture Feed covers dividers purchased separately

Surface Cover Flange Dimensions 11 1/2" x 10"

Flush Cover Flange Dimensions 10 1/2" x 9"

Finish	Surface Cover Flange Dimensions 11 1/2" x 10"			Flush Cover Flange Dimensions 10 1/2" x 9"		
	Without Insert	With Insert	Furniture Feed ((2)1 in. and (2) 2 in. Plugs)	Without Insert	With Insert	Furniture Feed ((2)1 in. and (2) 2 in. Plugs)
Aluminum Powder Coat	610GCCVRALU	610GCCVRALUC	610GCFFCVRALU*	610GTCVRALU	610GTCVRALUC	610GTFFCVRALU*
Black Powder Coat	610GCCVRBK	610GCCVRBK C	610GCFFCVRBK*	610GTCVRBK	610GTCVRBK C	610GTFFCVRBK*
Brass Powder Coat	610GCCVRBRS	610GCCVRBRS C	610GCFFCVRBRS*	610GTCVRBRS	610GTCVRBRS C	610GTFFCVRBRS*
Bronze Powder Coat	610GCCVRBRZ	610GCCVRBRZ C	610GCFFCVRBRZ*	610GTCVRBRZ	610GTCVRBRZ C	610GTFFCVRBRZ*
Satin Nickel Powder Coat	610GCCVRNK	610GCCVRNK C	610GCFFCVRNK*	610GTCVRNK	610GTCVRNK C	610GTFFCVRNK*

*For 6-gang box dual service, CFB6FFDIVKIT required with Furniture Feed covers. Purchased separately.



8 Inch Round Covers

- Compatible with CFB6G30R and CFB6G30RCR Series Floor Boxes
- Cover flanges have a 9 1/2 in. diameter and 0.15 in. height
- Maximum static load of 1,000 lbs. with 2x safety factor†
- Recessed covers- 180° access with 2 cable egress doors
- Furniture Feed covers dividers purchased separately

Finish	Surface	Furniture Feed (1 in. and 2 in. Plugs)
Brushed Aluminum	CFBS1R8CVRALU	CFBS1R8FFCVRALU**
Black Powder Coat	CFBS1R8CVRBLK	CFBS1R8FFCVRBLK**
Brass Plated	CFBS1R8CVRBRS	CFBS1R8FFCVRBRS**
Bronze Plated	CFBS1R8CVRBRZ	CFBS1R8FFCVRBRZ**
Gray Powder Coat	CFBS1R8CVRGRY	CFBS1R8FFCVRGRY**
Satin Nickel Plated	CFBS1R8CVRNKL	CFBS1R8FFCVRNKL**



ScrubShield®

Complies with UL514 A

† Load applied through a 3" (76mm) mandrel in center of the cover.

** For 6-gang box dual service, CFBS1R8FFGDIVKIT required with Furniture Feed covers. Purchased separately.

Plates for use in 2-, 4- and 6-Gang Floor Boxes

UL 514A listed

Plate Style	(1) Decorator Opening	(1) Duplex Opening	(2) Extron® MAAP Openings	(2) Extron® Openings	(2) 1U Hubbell iSTATION Openings
Catalog No.	FBMPREC	FBMPDUP	FBMPMAAP	FBMPAAP	FBMP2IM
Plate Style	(1) 1.5U Hubbell iSTATION Opening	(1) Simplex Opening 1.40" Diameter	(1) Twist-Lock® Opening 1.60" Diameter	1-Gang Blank	Cable Feed Through with Bushing
Catalog No.	FBMP15IM	FBMP139	FBMP156	FBMPBNK	FBMPFT
Plate Style	(1) Opening for TracJack® or Series II®	(2) Hubbell Jack Openings and (4) Jack KOs w/Label Field	(1) Opening with Hubbell ISF6 Frame for Keystone Jacks		
Catalog No.	FBMPTRAC	FBMP6DJ	FBMP6KS		

Pre-Wired Device Plates

- Reduces wiring and installation times
- 8" stranded leads mounted to the face plate



Description	Type	15A	20A
Duplex, Gray	Standard Tamper-Resistant	PWFBMPCR15GRY PWFBMPCR15GRYTR	PWFBMPCR20GRY PWFBMPCR20GRYTR
Decorator, Gray	Standard Tamper-Resistant	PWFBMPDR15GRY PWFBMPDR15GRYTR	PWFBMPDR20GRY PWFBMPDR20GRYTR

Accessories

Description		Catalog No.	
2" threaded zinc hub for use with CFB2G30, CFB4G30 and CFB6G30 series floor boxes; replaces CFBKOPLATE and CFBKOPLATECR		CFBHUB2	
(2) 1-1/4" PVC hubs with reducers for use with CFB2G30, CFB4G30 and CFB6G30 floor boxes; replaces CFBKOPLATE. Reducers includes: (2) 1" Reducers, (2) 3/4" Reducers, and (2) 1/2" Reducers/Plugs		CFBHUB125PVC	
(2) 2" PVC hubs with reducers for use with CFB2G30, CFB4G30 and CFB6G30 floor boxes; replaces CFBKOPLATE. Reducers includes: (2) 1-1/2" Reducers, (2) 1-1/4" Reducers, and (2) 1" Reducers/Plugs.		CFBHUB200PVC	
Replacement knock-out plate	Standard Epoxy Coating	CFBKOPATE CFBKOPATECR	
Finished floor height adjustment ring (increase post pour adjustment); use with CFBS1R6 cover series	0 - 1/4" 1/4" - 1/2" 1/2" - 3/4"	CFB6RCVRR1 CFB6RCVRR2 CFB6RCVRR3	
Finished floor height adjustment ring (increase post pour adjustment); use with CFBS1R8 cover series	0 - 1/4" 1/4" - 1/2" 1/2" - 3/4"	CFB8RCVRR1 CFB8RCVRR2 CFB8RCVRR3	
2 and 4-gang rectangular pre-pour 1/2" extension caps (2-pack)		24GEXTENDCAP2PK	

Extron is a registered trademark of Extron Electronics. Crestron is a registered trademark of Crestron Electronics, Inc. FSR is a registered trademark of FSR Inc. TracJack, Series II and Ortronics are registered trademarks of Ortronics/Legrand.

ScrubShield®

Complies with UL514 A



Dimensions		Inches (mm)			
Style	Rectangular Cover		Round Cover		
Box Type					
Standard Box Corrosion-Resistant Box (On-grade)	CFB45G55E -	- CFB45G55CRE	CFB45G55RE -	- CFB45G55RCRE	
Recommended Pour Depth	6.00" (152.4)	6.00" (152.4)	6.25" (158.8)	6.25" (158.8)	
Min. Depth of Pour	5.50" (139.7)	5.50" (139.7)	6.25" (158.8)	6.25" (158.8)	
Adjustability	Fully	Fully	Fully	Fully	
Cubic Inch (cm³) Capacity per Gang	99/105 cu. in. (1621/1721 cm ³)	99/105 cu. in. (1621/1721 cm ³)	99/105 cu. in. (1621/1721 cm ³)	99/105 cu. in. (1621/1721 cm ³)	
Dimensions - A	5.59" (142.0)	5.59" (142.0)	-	-	
Dimensions - B	11.09" (281.6)	11.09" (281.6)	11.09" (281.6)	11.09" (281.6)	
Dimensions - C	14.14" (359.2)	14.14" (359.2)	14.14" (359.2)	14.14" (359.2)	
Dimensions - D	-	-	8.37" (212.5) TYP.	8.37" (212.5) TYP.	
Dimensions - E	5.50" (139.7)	5.50" (139.7)	6.25" (158.8)	6.25" (158.8)	
KO Trade Size: Ends Sides Bottom	(2) 3/4", 1", 1 1/4", 2"* (2) 3/4", 1", 1 1/4", 2"* (2) 1/2", 3/4", 1", 1 1/4"	(2) 3/4", 1", 1 1/4", 2"* (2) 3/4", 1", 1 1/4", 2"* (2) 1/2", 3/4", 1", 1 1/4"	(2) 3/4", 1", 1 1/4", 2"* (2) 3/4", 1", 1 1/4", 2"* (2) 1/2", 3/4", 1", 1 1/4"	(2) 3/4", 1", 1 1/4", 2"* (2) 3/4", 1", 1 1/4", 2"* (2) 1/2", 3/4", 1", 1 1/4"	
Cover Style	Rectangular	Rectangular	Round	Round	
2 Inch Hub Compatible	Yes	Yes	Yes	Yes	

Note: UL File Number E31999. Boxes include concrete covers.

*Requires CFBHUB2 for 2" conduits. CFBHUB200PVC for 2" PVC conduits or CFBHUB125PVC for 1 1/4" PVC conduits.

Rectangular Covers

- Compatible with CFB45G55E and CFB45G55CRE Series Floor Boxes
- Two large cable egress doors and access 180° opening
- Maximum static load of 1500lb with 2x safety factor**
- Surface style typical applications: carpet, VCT
- Flush style typical applications: tile, finished concrete and terrazzo floors

Finish	Surface Cover Flange Dimensions 11 1/2" x 10"		Flush Cover Flange Dimensions 10 1/2" x 9"	
	Without Insert	With Insert	Without Insert	With Insert
Aluminum Powder Coat	610GCCVRALU	610GCCVRALUC	610GTCVRALU	610GTCVRALUC
Black Powder Coat	610GCCVRBK	610GCCVRBKC	610GTCVRBK	610GTCVRBKC
Brass Powder Coat	610GCCVRBRS	610GCCVRBRSC	610GTCVRBRS	610GTCVRBRSC
Bronze Powder Coat	610GCCVRBRZ	610GCCVRBRZC	610GTCVRBRZ	610GTCVRBRZC
Satin Nickel Powder Coat	610GCCVRNK	610GCCVRNKC	610GTCVRNK	610GTCVRNKC



Round Covers

- Compatible with CFB45G55RE and CFB45G55RCRE Series Floor Boxes
- Cover flanges have a 9 1/2 in. diameter and 0.15 in. height
- Maximum static load of 1,000 lbs. with 2x safety factor**
- Recessed covers- 180° access with 2 cable egress doors

Finish	Surface
Brushed Aluminum	CFBS1R8CVRALU
Black Powder Coated	CFBS1R8CVRBLK
Brass Plated	CFBS1R8CVRBRS
Bronze Plated	CFBS1R8CVRBRZ
Gray Powder Coat	CFBS1R8CVRGRY
Satin Nickel Plated	CFBS1R8CVRNKL



**Load applied through a 3" (76mm) mandrel in center of the cover



Complies with UL514 A



Dimensions Inches (mm)

Style	Rectangular Cover		Round Cover	
Box Type	CFB10G55E	–	CFB10G55RE	–
Standard Box Corrosion-Resistant Box (On-grade)	–	CFB10G55CRE	–	CFB10G55RCRE
Recommended Pour Depth	6.00" (152.4)	6.00" (152.4)	6.25" (158.8)	6.25" (158.8)
Min. Depth of Pour	5.50" (139.7)	5.50" (139.7)	6.25" (158.8)	6.25" (158.8)
Adjustability	Fully	Fully	Fully	Fully
Cubic Inch (cm³) Capacity per Gang	35.0/69.5/99.0 cu. in.	35.0/69.5/99.0 cu. in.	99/105 cu. in.	35.0/69.5/99.0 cu. in.
	(574/1139/1622 cm ³)	(574/1139/1622 cm ³)	(1621/1721 cm ³)	(574/1139/1622 cm ³)
Dimensions - A	5.59" (142.0)	5.59" (142.0)	–	–
Dimensions - B	11.09" (281.6)	11.09" (281.6)	11.09" (281.6)	11.09" (281.6)
Dimensions - C	14.14" (359.2)	14.14" (359.2)	14.14" (359.2)	14.14" (359.2)
Dimensions - D	–	–	8.37" (212.5) TYP.	8.37" (212.5) TYP.
Dimensions - E	5.50" (139.7)	5.50" (139.7)	6.25" (158.8)	6.25" (158.8)
KO Trade Size: Ends	(2) ½", ¾", (4) ½", ¾", 1", 1¼", 1½"	(2) ½", ¾", (4) ½", ¾", 1", 1¼", 1½"	(2) ½", ¾", (4) ½", ¾", 1", 1¼", 1½"	(2) ½", ¾", (4) ½", ¾", 1", 1¼", 1½"
Sides	(2) ¾", 1", 1¼", 2"	(2) ¾", 1", 1¼", 2"	(2) ¾", 1", 1¼", 2"	(2) ¾", 1", 1¼", 2"
Bottom	(2) ½", ¾", (4) ½", ¾", 1", 1¼"	(2) ½", ¾", (4) ½", ¾", 1", 1¼"	(2) ½", ¾", (4) ½", ¾", 1", 1¼"	(2) ½", ¾", (4) ½", ¾", 1", 1¼"
Cover Style	Rectangular	Rectangular	Round	Round
2 Inch Hub Compatible	Yes	Yes	Yes	Yes

Note: *Requires CFBHUB2 for 2" conduits. CFBHUB200PVC for 2" PVC conduits or CFBHUB125PVC for 1¼" PVC conduits.

Rectangular Covers

- Compatible with CFB10G55 and CFB10G55CR Series Floor Boxes
- Two large cable egress doors and access 180° opening
- Maximum static load of 1500lb with 2x safety factor[†]
- Surface style typical applications: carpet, VCT
- Flush style typical applications: tile, finished concrete and terrazzo floors
- Furniture Feed covers dividers purchased separately

Finish	Surface Cover Flange Dimensions 11½" x 10"			Flush Cover Flange Dimensions 10½" x 9"		
	Without Insert	With Insert	Furniture Feed ((2)1 in. and (2) 2 in. Plugs)	Without Insert	With Insert	Furniture Feed ((2)1 in. and (2) 2 in. Plugs)
Aluminum Powder Coat	610GCCVRALU	610GCCVRALUC	610GCCFFCVRALU*	610GTCVRALU	610GTCVRALUC	610GTFFCVRALU*
Black Powder Coat	610GCCVRBK	610GCCVRBKC	610GCCFFCVRBK*	610GTCVRBK	610GTCVRBKC	610GTFFCVRBK*
Brass Powder Coat	610GCCVRBRS	610GCCVRBRSC	610GCCFFCVRBRS*	610GTCVRBRS	610GTCVRBRSC	610GTFFCVRBRS*
Bronze Powder Coat	610GCCVRBRZ	610GCCVRBRZC	610GCCFFCVRBRZ*	610GTCVRBRZ	610GTCVRBRZC	610GTFFCVRBRZ*
Satin Nickel Powder Coat	610GCCVRNK	610GCCVRNKC	610GCCFFCVRNK*	610GTCVRNK	610GTCVRNKC	610GTFFCVRNK*

Note: * For 10-gang box dual service, CFB10FFDIVKIT required with Furniture Feed covers. Purchased separately.



Round Covers

- Compatible with CFB10G55R and CFB10G55RCR Series Floor Boxes
- Two large cable egress doors and access 180° opening
- Maximum static load of 1,000 lbs. with 2x safety factor[†]
- Recessed covers- 180° access with 2 cable egress doors
- Furniture Feed covers dividers purchased separately

Finish	Surface	Furniture Feed (1 in. and 2 in. Plugs)
Brushed Aluminum	CFBS1R8CVRALU	CFBS1R8FFCVRALU#
Black Powder Coated	CFBS1R8CVRBLK	CFBS1R8FFCVRBLK#
Brass Plated	CFBS1R8CVRBRS	CFBS1R8FFCVRBRS#
Bronze Plated	CFBS1R8CVRBRZ	CFBS1R8FFCVRBRZ#
Gray Powder Coat	CFBS1R8CVRGRY	CFBS1R8FFCVRGRY#
Satin Nickel Plated	CFBS1R8CVRNKL	CFBS1R8FFCVRNKL#



[†]Load applied through a 3" (76mm) mandrel in center of the cover

#For 10-gang box dual service, CFBS1R8FF10GDIVKIT required with Furniture Feed covers. Purchased separately.

*UL File Number E31999. Boxes include concrete covers. FB10MPNEMA2XG and/or FB10MPNEMA4G for 8-gang configuration.



Complies with UL514 A



FB10 Series Plates

Plate Style	(1) Decorator Opening	(1) Duplex Opening	Blank	Decorator Opening Plate Including Hubbell ISF6GY	(2) Openings to Accommodate (6) Ortronics TrackJack®	
Catalog No.	FB10MPREC	FB10MPDUP	FB10MPBNK	FB10MPKEY	FB10MPTRAC	
Plate Style	(2) Decorator	(2) Duplex	(4) Extron® MAAP Modules	(4) Extron® AAP Modules	For (6) 1U Hubbell iSTATION Modules	(1) Feed-through Opening with Bushing
Catalog No.	FB10MP2A	FB10MP2E	FB10MPMAAP	FB10MPAAP	FB10MP2B	FB10MPFT
Plate Style	(1) Twist-Lock® Opening 1.60 in. Dia. (Uses 2 Gangs)		(1) Simplex Opening 1.40 in. Dia. (Uses 2 Gangs)	(2) Twist-Lock® Opening 1.60 in. Dia. (Uses 3 Gangs)	(2) Simplex Opening 1.40" Dia. (Uses 3 Gangs)	
Catalog No.	FB10TLA		FB10TLX	FB10TLB	FB10TLY	
Plate Style	(3) Twist-Lock® Opening 1.60 in. Dia. (Uses 5 Gangs)		(3) Simplex Opening 1.40 in. Dia. (Uses 5 Gangs)	(2) 2-Gang; Meets NEMA Spacing; Ideal for Crestron® DM -TX Product and Power (Uses 5 Gangs)	(4) Single Service Openings Utilizing NEMA Wallplate (Uses 5 Gangs)	
Catalog No.	FB10TLC		FB10TLZ	FB10MPNEMA2XG	FB10MPNEMA4G	

Pre-Wired Device Plates

- Reduces wiring and installation times
- 8" stranded leads mounted to the face plate



Description	Type	15A	20A
Duplex, Gray	Standard Tamper-Resistant	PWFB10MPCR15GRY PWFB10MPCR15GRYTR	PWFB10MPCR20GRY PWFB10MPCR20GRYTR
Decorator, Gray	Standard Tamper-Resistant	PWFB10MPDR15GRY PWFB10MPDR15GRYTR	PWFB10MPDR20GRY PWFB10MPDR20GRYTR

Accessories

Description	Catalog No.
Replacement wire-way, used to pass wires from one compartment to the other, for use in CFB10G55/CR rectangular boxes Series Floor Boxes	FB10GWW
Finished floor height adjustment ring (increase post pour adjustment); use with CFB8RCVRR cover series	CFB8RCVRR1 CFB8RCVRR2 CFB8RCVRR3
2 and 4-gang rectangular pre-pour 1/2" extension caps (2-pack)	610GEXTENDCAP2PK
Replacement spacer around wire-way	FB10MPX

Extron is a registered trademark of Extron Electronics. Crestron is a registered trademark of Crestron Electronics, Inc. FSR is a registered trademark of FSR Inc. TracJack, Series II and Ortronics are registered trademarks of Ortronics/Legrand.



Complies with UL514 A






Non-Metallic

Non-corrosive plastic parallel conduit hubs reduce labor and material cost, facilitating easier wire pull.




Cast Iron

Corrosion resistant for on-grade applications.



Stamped Steel

Economical and light weight for above-grade applications.



Stamped Steel AV

Accommodates high-capacity multimedia applications including an oversized 1½" NPT threaded data hub.

Specifications



- Minimum pour depth 3" (S1PFB) or 3½" (S1CFB, S1SFB, S1SFBV)
- Standard 1" power entry
- Approved for use in City of Chicago



Common Theme

Same covers for both floor boxes and fire-rated poke-throughs.



Universal Wiring

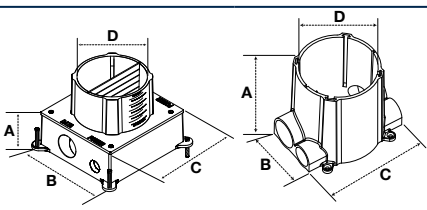




Hubbell 4x4: four 20 Amp, 125 Volt receptacles and four keystone openings for category rated applications.



Low Profile

Flange meets ADA requirements; hinged doors open 180 degrees.

Dimensions Inches (mm)

Inches (mm)	Cast Iron	Steel	Steel AV	Non-Metallic
 <p>Metal Non-Metallic</p>	 <p>S1CFB*</p>	 <p>S1SFB*</p>	 <p>S1SFBAV*</p>	 <p>S1PFB**</p>
Min. Depth of Pour	3.50" (89)	3.50" (89)	3.50" (89)	3.00" (76)
Adjustability	Fully	Fully	Fully	Fully
Cubic Inch (cm³) Capacity	156.0 in ³ (2556 cm ³)	175.7 in ³ (2879 cm ³)	177.5 in ³ (2909 cm ³)	100 in ³ (1639 cm ³)
Dimensions - A	3.00" (76)	3.00" (76)	3.00" (76)	6.00" (152)
Dimensions - B	7.00" (178)	6.75" (171)	6.75" (171)	5.58" (142)
Dimensions - C	7.38" (187)	7.38" (187)	7.38" (187)	7.08" (179)
Dimensions - D (Inside Diameter)	5.00" (127)	5.00" (127)	5.00" (127)	5.00" (127)
Power Entries	(2) 1" NPT Threaded	(2) ¾", 1"	(2) ¾", 1"	(2) ¾", 1"
Data Entries	(2) 1½" NPT Threaded	(2) ¾", 1", 1¼"	(2) 1½" NPT Threaded	(2) ¾", 1", 1¼", 1½"
Concrete Cover Included	✓	✓	✓	✓
Closure Plugs Included	✓		✓	✓
Accepts Hubbell SystemOne Universal Cover	✓	✓	✓	✓
Cover Mounting Clips Included	✓	✓	✓	✓
Non-Metallic Low Voltage Divider Included (S1DIV1)	✓	✓	✓	✓

*S1CFB, S1SFB and S1SFBAV are approved for use in the City of Chicago.
 ** S1PFB includes PVC conduit reducers.
 Note: UL File Number E92074



















Hubbell SystemOne Covers		
Color	Carpet Catalog Number	Tile Catalog Number
Aluminum Finish ①	S1FCAL	② S1TFCAL
Brass Finish	S1FCBRS	S1TFCBRS
Black	S1FCBCL	S1TFCBCL
Gray	S1FCGY	S1TFCGY
Ivory	S1FCI	S1TFCI

Floor Box Accessories	
Description	Catalog No.
Abandonment plate, black	③ S1AP4BL
Abandonment plate, gray	S1AP4GY
Replacement side by side divider	S1DIV1
1½" threaded hub	④ S1AVHUB15*
Replacement universal cover mounting clips	⑤ S1FBCLIP5PK

*For use with S1SFBAV only. Permits feed-through applications. S1SFBAV floor box includes one (1) threaded hub.

DELIVERY | SystemOne Sub-Plates

Concrete

Description	Catalog No.	Description	Catalog No.	Description	Catalog No.
Style Line® Decorator/GFCI (2) Style Line decorator openings for power and/or datacom applications (3) Non-Metallic (3.5) Metal	 S1SP	Duplex/Duplex (2) duplex openings for power and/or datacom applications (3) Non-Metallic (3.5) Metal	 S1SPDU	Duplex/Style Line® Decorator (1) duplex and (1) Style Line decorator opening for power and/or datacom applications (3) Non-Metallic (3.5) Metal	 S1SPDUSL
Hubbell 4 X 4 (4) 20A, 125V receptacles, (4) keystone openings for Hubbell jacks or flush AV connectors; power can be wired as single or two circuit with isolated ground capability Provided with 15' wire leads Provided with 30' wire leads (4)	 S1SP4X4	Carpet Furniture Feed Cover/Flange* (1) 3/4" and (1) 1 1/2" NPT access holes for power and/or datacom applications; universal cover not required; includes carpet flange Aluminum Fin. (3) Non-Metallic Brass Fin. (3.5) Metal Black Gray	 S1SPFFAL	Tile Furniture Feed Cover/Flange* (1) 3/4" and (1) 1 1/2" NPT access holes for power and/or datacom applications; universal cover not required; includes tile flange Aluminum Fin. Brass Fin. (3) Non-Metallic Black (3.5) Metal Gray	 S1SPFFTAL
Single Receptacle + Data Opening for 20 or 30A Twist-Lock® receptacle (1.56" OD) and (2) keystone openings for Hubbell jacks or flush AV connectors (4)	 S1SPTL	Hubbell DataCom + Power (1) 20A, 125V receptacle and 3 unit recessed Hubbell iSTATION opening for data, voice and AV applications (5)	 S1SP3IM	Hubbell DataCom + Duplex (1) duplex opening, (2) flush keystone openings and 1.5 unit recessed Hubbell iSTATION opening for data, voice and AV applications (5)	 S1SPDU2IM
Hubbell DataCom + Style Line® Decorator (1) Style Line decorator opening, (2) flush keystone openings and 1.5 unit recessed Hubbell iSTATION opening for data, voice and AV applications (5)	 S1SPSL2IM	Hubbell DataCom 1 unit flush Hubbell iSTATION opening and 3 unit recessed Hubbell iSTATION opening for data, voice and AV applications (3.5)	 S1SP4IM	Active Multimedia + Power Single 20A, 125V receptacle, (2) flush keystone openings, (1) rectangular Style Line® decorator opening to accommodate active multimedia modules or low voltage outlet frames (5)	 S1SPAMM20
Extron® or FSR + Power (1) 20A, 125V receptacle, recessed opening for (3) single Extron® MAAP series adapter plates or FSR IPS plates (4)	 S1SPEXT1	Extron® or FSR + Power (1) 20A, 125V receptacle, recessed opening for (1) single Extron MAAP and (2) single AAP series adapter plates or FSR IPS plates (4)	 S1SPEXT2	Extron® or FSR Single-Service Recessed opening for (2) single Extron MAAP and (2) single AAP series adapter plates or FSR IPS plates (4.5)	 S1SPEXT3
Extron® AAP + Power (1) 20A, 125V receptacle, (2) flush keystone and recessed openings for (2) single Extron AAP Series adapter plates (4)	 S1SPEXT4				

⊖ Signifies minimum depth of concrete pour in inches for Metal Floor Boxes (S1CFB, S1SFB and S1SFBAV) and Non-Metallic Floor Box (S1PFB).
 *Furnished with two screw-in flexible metal conduit connectors.

Replacement Threaded Conduit Plugs

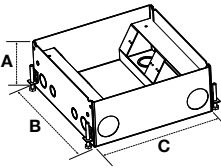




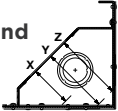


Description	Color			
	Aluminum Finish	Brass Finish	Black	Gray
1/2" plug	S1FP15AL	S1FP15BRS	S1FP15BL	S1FP15GY
3/4" plug	S1FP34AL	S1FP34BRS	S1FP34BL	S1FP34GY



See T02 for color chart. Used with S1SPFFxx and S1SPFFTxx only. Sub-plate is supplied with plugs.

Extron is a registered trademark of Extron Electronics.

ScrubShield®
 Complies with UL514 A & C

Dimensions		Inches (mm)			
Style	CFB7G Series		CFB11G Series		
	7-Gang		11-Gang		
					
	CFB7G4	CFB7G6	CFB11G4	CFB11G6	
Min. Depth of Pour	4.08" (104)	6.08" (154)	4.08" (104)	6.08" (154)	
Adjustability	Before Pour	Before Pour	Before Pour	Before Pour	
Dimensions: A	4.08" (104)	6.08" (154)	4.08" (104)	6.08" (154)	
B	10.0" (254)	10.0" (254)	13.5" (343)	13.5" (343)	
C	12.2" (310)	12.2" (310)	12.2" (310)	12.2" (310)	
Trade Size Knockouts:					
Sides	(4) 1", 1/4"	(4) 1", 1/4", 1/2"	(4) 1", 1/4"	(4) 1", 1/4", 1/2"	
Back	(1) 1", 1/4", 1/2", (1) 2"	(1) 1", 1/4", 1/2", (1) 2"	(2) 1", 1/4", 1/2", (1) 2"	(2) 1", 1/4", 1/2", (1) 2"	
Front	(2) 1", 1/4", 1/2"	(2) 1", 1/4", 1/2"	(2) 1", 1/4", 1/2", (2) 3/4", 1"	(2) 1", 1/4", 1/2", (2) 3/4", 1"	
Bottom	(4) 1", 1/4", 1/2"	(4) 1", 1/4", 1/2"	(5) 1", 1/4", 1/2", (2) 3/4", 1"	(5) 1", 1/4", 1/2", (2) 3/4", 1"	
Side View: Depth Behind Mounting Plate	 X: 1.01" Y: 2.41" Z: 3.51"	X: 2.37" Y: 3.77" Z: 3.65"	X: 1.02" Y: 2.42" Z: 3.50"	X: 2.37" Y: 3.81" Z: 3.72"	
Accepts Industry Standard Size Wallplates (Sold Separately)	(1) 1-Gang (1) 2-Gang (1) 4-Gang	(1) 1-Gang (1) 2-Gang (1) 4-Gang	(2) 1-Gang (1) 3-Gang (1) 6-Gang	(2) 1-Gang (1) 3-Gang (1) 6-Gang	
Interior Configuration					

Note: UL File Number E31999; CSA File Number LR18416



On-Grade Barrier

Intended for use on installations at grade level; installed prior to the concrete pour and provides a barrier between the soil; on-grade barrier comes with leveling feet and anchor points; pour pan dimensions are 15.75in²/4" depth ① CFB0GPAN4

Floor Box Covers

	CFB7G Series			CFB11G Series		
Flange and cover; Beveled edge for carpet	1/4" Edging	Aluminum	① CFB7CVRALU	1/4" Edging	Aluminum	③ CFB11CVRALU
		Brass	② CFB7CVRBRS		Brass	④ CFB11CVRBRS
Flange and cover; Square edge for tile	1/2" Edging	Aluminum	⑤ CFB7TALU	1/4" Edging	Aluminum	⑥ CFB11TALU
		Brass	⑦ CFB7TBRS		Brass	⑧ CFB11TBRS
Flange and cover	No Edging	Black	⑨ CFB7CVRCLBK	No Edging	Black	⑩ CFB11CVRCLBK
		Stainless Steel	⑪ CFB7CVRCS		Stainless Steel	⑫ CFB11CVRCS

Note: Covers provide a recess for floor covering insert.

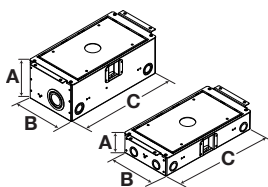


For Use in Raised Access or Wood Floors

Inches (mm)

AFB series boxes are available from our factory as pre-wired assemblies with CONNEXION modular plug-n-play system

Style



Box Type

Standard Chicago (No Knockouts)	AFB2G50 AFB2G50CHI	AFB2G25 AFB2G25CHI
Minimum Depth from Top of Floor Tile	5.32" (135.1)	2.88" (73.2)
Cubic Inch (cm ³) Capacity per Gang	60 cu. in. (980 cm ³)	30 cu. in. (491.7 cm ³)
Furniture Feed; Cubic Inches (cm ³) Capacity per Chamber	135 cu. in. (2212.2 cm ³)	78 cu. in. (1288.3 cm ³)
Dimensions - A	5.12" (130.1)	2.68" (68.2)
Dimensions - B	6.32" (160.5)	6.32" (160.5)
Dimensions - C	12.82" (325.6)	12.82" (325.6)
KO Trade Size: Ends	(2) ½", (2) 1", 1¼", 1½", 2"	(4) ½", ¾"
Sides	(4) ½", ¾", 1", 1¼"	(4) ½", ¾"
Bottom	(4) ½", ¾", 1", 1¼"	(2) ½", ¾", (2) 1", 1¼"
Cover Family	Rectangular	Rectangular
Temporary Cover Included	✓	✓

Rectangular Covers (For use with raised access tile and wood floors)

- Die cast construction available in five finishes
- Furniture feed includes (1) 2-inch conduit hub and (1) 1-inch conduit hub with reducer to ¾ inch
- Maximum static load of 800lb with 2x safety factor*

Cover Dimensions 15" x 8¾"



Finish	Surface	Surface with Insert	Furniture Feed
Aluminum Powder Coat	2GAFBCVRALU	2GAFBCVRALUC	2GAFBFFCVRALU
Black Powder Coat	2GAFBCVRBK	2GAFBCVRBK	2GAFBFFCVRBK
Brass Powder Coat	2GAFBCVRBRS	2GAFBCVRBRSC	2GAFBFFCVRBRS
Bronze Powder Coat	2GAFBCVRBRZ	2GAFBCVRBRZC	2GAFBFFCVRBRZ
Satin Nickel Powder Coat	2GAFBCVRNK	2GAFBCVRNK	2GAFBFFCVRNK

*Load applied through a 3" (76mm) mandrel in center of the cover

Plates for Use in 2 and 4-Gang Floor Boxes

UL 514A listed

Plate Style	(1) Decorator Opening	(1) Duplex Opening	(2) Extron [®] MAAP Openings	(2) Extron [®] FBMPAAP Openings	(2) 1U Hubbell iSTATION Openings	(1) 1.5U Hubbell iSTATION Opening	(1) Simplex Opening 1.40" Diameter	(1) Twist-Lock [®] Opening 1.60" Diameter
Cat. No.	FBMPREC	FBMPDUP	FBMPMAAP	FBMPAAP	FBMP2IM	FBMP15IM	FBMP139	FBMP156



Plate Style	1-Gang Blank	Cable Feed Through with Bushing	(1) Opening for TracJack [®] or Series II [®]	(2) Hubbell Jack Openings and (4) Jack KOs w/Label Field	(1) Opening with Hubbell ISF6 Frame for Keystone Jacks
Cat. No.	FBMPBNK	FBMPFT	FBMPTRAC	FBMP6DJ	FBMP6KS



Extron is a registered trademark of Extron Electronics. Crestron is a registered trademark of Crestron Electronics, Inc. FSR is a registered trademark of FSR Inc. TracJack, Series II and Ortronics are registered trademarks of Ortronics/Legrand.



Complies with UL514 A

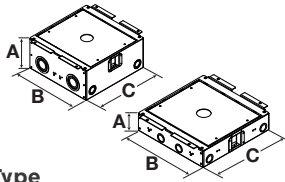


For Use in Raised Access or Wood Floors

Inches (mm)

AFB series boxes are available from our factory as pre-wired assemblies with CONNEXION modular plug-n-play system

Style



Box Type

Standard Chicago (No Knockouts)	AFB4G50 AFB4G50CHI	AFB4G25 AFB4G25CHI
Minimum Depth from Top of Floor Tile	5.37" (136.4)	2.88" (73.2)
Cubic Inch (cm ³) Capacity per Gang	57.5 cu. in. (940 cm ³)	26.5 cu. in. (434.3 cm ³)
Dimensions - A	5.18" (131.4)	2.69" (68.3)
Dimensions - B	11.11" (282.2)	11.11" (282.2)
Dimensions - C	10.90" (276.9)	10.90" (276.9)
KO Trade Size: Ends	(2) 1/2", (4) 1", 1 1/4", 1 1/2", 2"	(4) 1/2", 3/4"
Sides	(4) 1/2", 3/4", 1", 1 1/4"	(4) 1/2", 3/4"
Bottom	(4) 1/2", 3/4", 1", 1 1/4"	(4) 1/2", 3/4", (4) 1", 1 1/4"
Cover Family	Rectangular	Rectangular
Temporary Cover Included	✓	✓

Rectangular Covers (For use with raised access tile and wood floors)

- Die cast construction available in five finishes
- UL 514A listed
- Maximum static load of 1500lb with 2x safety factor*

Cover Dimensions 13" x 13 1/4"



Finish	Flush Surface	With Insert
Aluminum Powder Coat	4GAFBCVRALU	4GAFBCVRALUC
Black Powder Coat	4GAFBCVRBK	4GAFBCVRBKC
Brass Powder Coat	4GAFBCVRBRS	4GAFBCVRBRSC
Bronze Powder Coat	4GAFBCVRBRZ	4GAFBCVRBRZC
Satin Nickel Powder Coat	4GAFBCVRNK	4GAFBCVRNKC

*Load applied through a 3" (76mm) mandrel in center of the cover

Plates for Use in 2, 4 and 6-Gang Floor Boxes

UL 514A listed

Plate Style	(1) Decorator Opening	(1) Duplex Opening	(2) Extron [®] MAAP Openings	(2) Extron [®] Openings	(2) 1U Hubbell iSTATION Openings	(1) 1.5U Hubbell iSTATION Opening	(1) Simplex Opening 1.40" Diameter
Cat. No.	FBMPREC	FBMPDUP	FBMPMAAP	FBMPAAP	FBMP2IM	FBMP15IM	FBMP139
Image							
Plate Style	(1) Twist-Lock [®] Opening 1.60" Diameter	1-Gang Blank	Cable Feed Through with Bushing	(1) Opening for TracJack [®] or Series II [®]	(2) Hubbell Jack Openings and (4) Jack KOs w/Label Field	(1) Opening with Hubbell ISF6 Frame for Keystone Jacks	
Cat. No.	FBMP156	FBMPBNK	FBMPFT	FBMPTRAC	FBMP6DJ	FBMP6KS	
Image							

Extron is a registered trademark of Extron Electronics. Crestron is a registered trademark of Crestron Electronics, Inc. FSR is a registered trademark of FSR Inc. TracJack, Series II and Ortronics are registered trademarks of Ortronics/Legrand.

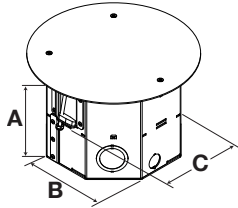


Complies with UL514 A

For Use in Raised Access or Wood Floors Inches (mm)

AFB series boxes are available from our factory as pre-wired assemblies with CONNEXION modular plug-n-play system

Style



Box Type

Round	RAFB4BASE
Min. Depth from Top of Floor Tile	6.47" (164.3)
Cu. In. (cm³) Capacity per Gang	28.5 cu. in. (460 cm ³)
Dimensions - A	6.41" (162.9)
Dimensions - B	7.33" (186.2)
Dimensions - C	8.05" (204.6)
KO Trade Size: Sides	(2) 1/2" (2) 3/4", 1 1/2" Concentric, (2) 1", 1 1/4" Concentric
Bottom	(1) 1 1/2", 2" (1) 3/4", 1" Concentric, (1) 3/4", 1", 1 1/4" Concentric
Floor Thickness	.71" (19.1) - 2.50" (63.5)
Temporary Cover Included	✓
ADA	Flange thickness is 8" thick and complies with ADA requirements

RAFB4 Series Round Floor Box with Cover

Includes RAFB4BASE and 8" cover.
*Covers are UL 514A listed; max. static load of 1,000lb with 2x safety factor



Cover Finish	Catalog No.
Brushed Aluminum	RAFB4ALU
Black Powder Coat	RAFB4BLK
Brass Plated	RAFB4BRS
Bronze Plated	RAFB4BRZ
Gray Powder Coat	RAFB4GRY
Satin Nickel Plated	RAFB4NKL

- Covers are of die cast aluminum construction
- UL514 Listed
- Max. static cover load of 1,000 lbs. w/2x safety factor*

8 Inch Round Covers

Round covers are suitable for use with all floor types

Finish	Catalog No.
Brushed Aluminum	CFBS1R8CVRALU
Black Powder Coat	CFBS1R8CVRBLK
Brass Plated	CFBS1R8CVRBRS
Bronze Plated	CFBS1R8CVRBRZ
Gray Powder Coat	CFBS1R8CVRGRY
Satin Nickel Plated	CFBS1R8CVRNKL



*Load applied through a 3" (76mm) mandrel in center of the cover.

RAFB4 Series Plates

Finish is Powder Coat White

Plate Style	(1) Decorator	(1) Duplex	(1) Simplex Opening 1.40 in. Diameter	(1) Twist-Lock® Opening 1.60 in. Diameter	Blank
Cat. No.	RAFB4SPDECO	RAFB4SPDUPLEX	RAFB4SPTL14	RAFB4SPTL16	RAFB4SPBLANK
Plate Style	(1) Hubbell iSTATION Opening for 3 Units	(3) Extron® MAAP Modules	(2) Extron® AAP Modules	Opening to Accept Bezels for Ortronics TracJack®	
Cat. No.	RAFB4SP3UIS	RAFB4SP3MAAP	RAFB4SP2AAP	RAFB4SPORT	

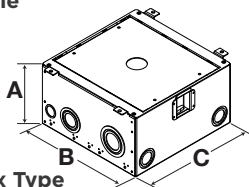
Note: Extron® is a registered trademark of Extron Electronics. Crestron® is a registered trademark of Crestron Electronics, Inc. TracJack®, Series II® and Ortronics® are registered trademarks of Ortronics/Legrand.



For Use in Raised Access or Wood Floors In. (mm)

AFB series boxes are available from our factory as pre-wired assemblies with CONNEXION modular plug-n-play system

Style



Box Type

Standard	AFB10G55
Chicago (No Knockouts)	AFB10G55CHI
Min. Depth from Top of Floor Tile	5.95" (151.1)
Cu. In. (cm³) Capacity per Gang	2) 25 cu. in. (407.9 cm ³), (2) 50 cu. in. (819.4 cm ³), (2) 71 cu. in. (1163.5 cm ³)
Dimensions - A	5.74" (145.9)
Dimensions - B	10.96" (278.4)
Dimensions - C	12.37" (314.1)
KO Trade Size:Ends	(2) 1/2", 3/4", (2) 3/4", 1", 1 1/4", 1 1/2", (2) 1", 1 1/4", 1 1/2", 2"
Sides	(4) 3/4", 1", 1 1/4", 1 1/2"
Bottom	(2) 1/2", 3/4", (4) 1/2", 3/4", 1", 1 1/4"
Floor Thickness	.56" (14.2) - 2.12" (53.8)
Cover Family	Rectangular
Temporary Cover Included	✓

Rectangular Covers

For use with raised access tiles and wood floors; die cast construction available in five finishes; UL 514A listed; max. static load of 1500lb with 2x safety factor**



Finish	Surface Style Cover	Surface Style Cover with Insert
Aluminum Powder Coat	10GAFBCVRLU	10GAFBCVRLUC
Black Powder Coat	10GAFBCVRBK	10GAFBCVRBKC
Brass Powder Coat	10GAFBCVRBRS	10GAFBCVRBRSC
Bronze Powder Coat	10GAFBCVRBRZ	10GAFBCVRBRZC
Satin Nickel Powder Coat	10GAFBCVRNK	10GAFBCVRNKC

**Load applied through a 3" (76mm) mandrel in center of the cover

CFB10 Series Plates

Plate Style	(1) Decorator Opening	(1) Duplex Opening	Blank	Decorator Opening Plate Including Hubbell ISF6GY	(2) Openings to Accommodate Ortronics TrackJack®	
Catalog No.	FB10MPREC	FB10MPDUP	FB10MPBNK	FB10MPKEY	FB10MPTRAC	
Plate Style	(2) Decorator	(2) Duplex	(4) Extron® MAAP Modules	(4) Extron® AAP Modules	For (6) 1U Hubbell iSTATION Modules	(1) Feed-through Opening with Bushing
Catalog No.	FB10MP2A	FB10MP2E	FB10MPMAAP	FB10MPAAP	FB10MP2B	FB10MPFT
Plate Style	(1) Twist-Lock® Opening 1.60 in. Dia. (Uses 2-Gangs)	(1) Simplex Opening 1.40 in. Dia. (Uses 2-Gangs)	(2) Twist-Lock® Opening 1.60 in. Dia. (Uses 3-Gangs)	(2) Simplex Opening 1.40 in. Dia. (Uses 3-Gangs)	(1) Opening for Appliance Receptacle (Uses 3-Gangs)	
Cat. No.	FB10TLA	FB10TLX	FB10TLB	FB10TLY	FB10MP3GAPP	
Plate Style	(3) Twist-Lock® Opening 1.60 in. Dia. (Uses 5-Gangs)	(3) Simplex Opening 1.40 in. Dia. (Uses 5-Gangs)	(2) 2-Gang. Meets NEMA Spacing; Ideal for Crestron® DM -TX Product and Power (Uses 5-Gangs)	(4) Single Service Openings Utilizing NEMA Wallplate (Uses 5-Gangs)		
Cat. No.	FB10TLC	FB10TLZ	FB10MPNEMA2XG*	FB10MPNEMA4G*		

*Use with FB10MPNEMA2XG and/or FB10MPNEMA4G for 8-gang configuration.

Extron is a registered trademark of Extron Electronics. Crestron is a registered trademark of Crestron Electronics, Inc.

FSR is a registered trademark of FSR Inc. TracJack, Series II and Ortronics are registered trademarks of Ortronics/Legrand.

DELIVERY | Furniture and Work Surface Connectivity Boxes



①



②



③



④



⑤

Pre-Wired Table Box Kit for HDBaseT

Description	Finish	Dimensions	Catalog No.
Kit includes trim ring with hinged cover, high capacity box with low voltage divider, inline GFI, AVPS15BK receptacle, face plate, and pre-wired 15A cord with plug. Kit is pre-wired and ready to accept Hubbell HDBaseT AV extension modules, sold separately.	Black Anodized	7"L x 6.5"W x 8.8"H	② WSB985BK
		7"L x 8"W x 8.8"H	WSB986BK

Pre-Wired Dual-Service

Description	Diameter		Black Anodized Aluminum	Clear Anodized Aluminum	Solid Brass
Table top box; 3.5" dia. hole; (1) pre-wired 15A outlet with 9' power supply cord; (1) 3.5mm screw terminal audio jack; (1) 15-pin gender changer F/F; (2) keystone openings; keystone modules sold separately	3.88"	③	TTBDS1BK	TTBDS1AL	TTBDS1BR
Table top box; 3.5" dia. hole; (2) pre-wired 15A outlets with 9' power supply cord; (2) keystone openings; keystone modules sold separately	3.88"		TTBDS2BK	TTBDS2AL	TTBDS2BR

Note: See Section F for AV and datacom options.

Low Voltage Only

Description	Diameter		Black Anodized Aluminum	Clear Anodized Aluminum	Solid Brass
Table top box; 2" dia. hole; (1) keystone opening; keystone modules sold separately	2.19"		TTBKSBK	TTBKSal	TTBKsBR
Table top box; 2" dia. hole; (1) XLR microphone jack installed	2.19"		TTBxLRBK	TTBxLRAL	TTBxLRBR

Square Lift-Up Style

Description	Finish	Dimensions	Catalog No.
(2) pre-wired 15A outlets with 6' power supply cord; 1U opening for Hubbell iSTATION modules; unit rotates up when in use and down to conceal services when not in use	Black Silver	5.75"L x 5.39"W x 4.25"H	④ WSBC21UBK WSBC21USV

Square Mini Lift-Up Style

Description	Finish	Dimensions	Catalog No.
(1) pre-wired 15A outlet with 9' power supply cord; (1) RJ-45 jack installed with 6' patch cord	Black Brushed Stainless Steel	3.7"L x 3.7"W x 2.93"H	⑤ WSBA11BK WSBA11BSS
(2) pre-wired 15A outlets with 9' power supply cord (power only)	Black Brushed Stainless Steel	3.7"L x 3.7"W x 2.93"H	WSBA2BK WSBA2BSS



Pre-Wired 2X2 USB Work Surface Pop-Up Box

Hubbell's UL Listed 2X2 USB Work Surface Pop-Up Boxes is ideal for work surfaces, such as desks, which require power for a computer and USB charging for smart devices. Each box includes one 125V, 15A duplex receptacle and two USB ports, available with one type A and one Type-C or with two Type A ports. Developed with coordination from the hotel industry, the Hubbell Pop-Up Box utilizes a pneumatic spring for providing a smooth action for opening and closing. Available in brushed aluminum, black powder coat and white powder coat, the

Pop-Up Box is suited for installation with any modern décor, making it excellent for conference rooms or classrooms that are frequently rearranged.

Installation is simple and only requires a jig-saw or similar saw plus a screwdriver. The unit is supplied with a 5 foot cord with a molded plug end allowing it to be installed with ease. Designed to be installed into existing desks or by furniture manufacturers. The Hubbell 2X2 USB Work Surface Pop-Up Box is ideally suited for any work surface application.

- cULus listed to UL962A for Furniture Power Distribution Units



Box Design

- Gas-spring actuation for smooth opening and closing
- Die cast aluminum construction
- Rated for +10,000 open/close cycles
- Simple three-screw installation
- Unobtrusive low profile flange at 0.05 in.
- Charging convenience at the push of a button



Charging convenience at the push of a button

- **USB Device**
15A duplex with two USB ports; Type A & C with 5A capacity
- Tamper-resistant receptacle
- LED power indicating light
- Low .070" tapered flange height
- 5 ft, pre-wired, 12 gauge, 3 wire electrical cord



2X2 USB Work Surface Pop-Up Boxes, NEMA 5-15 Duplex Receptacle

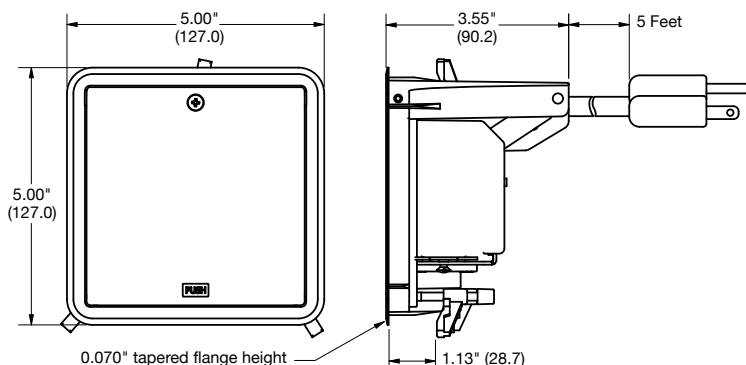
Description	Finish	USB Type A & C, 5A-5V USB Output
15A 125V duplex receptacle with (2) USB charging ports, 5 foot long cord with NEMA 5-15 plug	Brushed Aluminum	WSBUSB2X2AC5ALU
	Black Powder Paint	WSBUSB2X2AC5BLK
	White Powder Paint	WSBUSB2X2AC5WHT

Note: UL File Number E327832.

Work Surface Pop-Up Box Specifications

Maximum Surface Thickness	Cut Out Dimensions	Surface Dimensions	Tapered Flange Height	Product Depth	Cord Length
1.125"	4.62" x 4.62"	5" x 5"	0.070"	3.55"	5 Feet

Dimensions



WSBUSB2X2AC5ALU



WSBUSB2X2AC5BLK



WSBUSB2X2AC5WHT

DELIVERY | Large Capacity and Gangable AV Wall Boxes




Gangable AV Wall Boxes, 2- and 3-Gang

Box	Dimensions	Knockouts Top*	Knockouts Bottom*	Knockouts Back	Catalog No.
2-Gang, 2" KO, 54in ³ capacity	H: 4¼" W: 4z" D: 4"	(2) ½" (2) ½" - ¾" TKO	(1) 1", 1¼", 1½" and 2"	(2) ½" - ¾" TKO	① HBL985
3-Gang, 2" KO, 79in ³ capacity	H: 4¼" W: 5d" D: 4"	(3) ½" (3) ½" - ¾" TKO	(1) ½" (1) ½" - ¾" TKO (1) 1", 1¼", 1½" and 2"	(3) ½" - ¾" TKO	② HBL986

Low Voltage AV Wallbox Partitions

Compatible With	Compatible Mud Ring Depth	Description	Quantity	Catalog No.
HBL985 and HBL986	½", ¾" and 1¼"	Solid divider	1	③ HBL989
		With pass-thru capability	1	HBL989AVD



Front Back (Cutaway)
Cutaway images are for demonstration purposes only.

2-Gang Large Capacity Wall Box, 66.7 Cubic Inch Capacity

Description	Dimensions	Knockouts Sides*	Knockouts Back*	Catalog No.
Square 2-gang wall box	H: 4n" W: 4n" D: 3¼"	(2) ¾" - 1" TKO; (2) 1" - 1¼" TKO; (2) 1" - 2" conc. KO	(2) ¾" - 1" TKO (2) ½"	④ HBL260

Note: Use with industry standard 4n" square mud rings for 1- or 2-gang applications.

3-Gang Large Capacity Wall Box, 113.3 Cubic Inch Capacity

Description	Dimensions	Knockouts Sides*	Knockouts Back*	Catalog No.
Square 2- or 3-gang wall box	H: 4n" W: 7¾" D: 3¼"	(4) ½" - ¾" TKO, (4) ¾" - 1" TKO, (2) 1" - 1¼" TKO, (2) 1" - 2" conc. KO	(2) ½" - ¾" TKO, (2) ¾" - 1" TKO, (2) 1" - 1¼" TKO	⑤ HBL263

Note: Use with industry standard 4" square mudrings for 1- or 2-gang applications.

2-Gang Mud Rings (Compatible with HBL260)

Description	Capacity	Catalog No.
s" height	7.3in ³	HBL818
w" height	8.8in ³	HBL840
1" height	12.0in ³	HBL819
1¼" height	15.0in ³	HBL820

3-Gang Mud Rings (Compatible with HBL263)

Description	Capacity	Catalog No.
½" height	10.1in ³	⑥ HBL792
s" height	12.3in ³	HBL793
1¼" height	24.3in ³	HBL794

Low Voltage Partitions

Compatible With	Compatible Mud Ring Depth	Description	Quantity	Catalog No.
HBL260 and HBL263	½", ¾" and 1¼"	Solid divider	1	⑦ HBL981
		With pass-thru capability	1	HBL981AVD

*TKO (Tangential Knockout)



FPTV Wall Enclosure

Description	Color	Catalog No.
Recessed 5-Gang wall box w/ 2" feed-thru	White	① HRWB25WHT
HRWB25WHT replacement covers	White	HRWB25WHTRC
Recessed 5-Gang wall box w/ 2" feed-thru	Black	HRWB25BLK
HRWB25BLK replacement covers	Black	HRWB25BLKRC
HRWB25 series wall box 3/4" extension	Steel	② HRWB25BE075
2-gang in-wall enclosure	White	③ NSAV62M
Steel cover for NSAV6 series	White	NSAV6C
4-gang in-wall enclosure	White	NSAV124M
Steel cover for NSAV12 series	White	NSAV12C

AV Ceiling Enclosure

Description	Color	Catalog No.
1' x 2' plenum rated recessed ceiling box	White	④ HRCB12WHT
1' x 2' plenum rated Recessed ceiling box with 1-1/2" NPT projector pole adapter	White	HRCB12PWHT
HRCB12 Series Box hard ceiling frame kit	White Flange	HRCB12HCFK
HRCB12 series box cooling fan kit		HRCB12FAN
2' x 2' plenum rated recessed ceiling box	White	HRCB22WHT
2' x 2' plenum rated Recessed ceiling box with 1-1/2" NPT projector pole adapter	White	⑤ HRCB22PWHT
HRCB22 Series Box hard ceiling frame kit	White Flange	HRCB22HCFK
HRCB22 series box cooling fan kit		HRCB22FAN
HRCB series box cable support kit, 4 cables		HRCBMNT1
HRCB series box threaded rod kit, 4 brackets		HRCBTHRD
AV ceiling enclosure	White	⑥ AVCE1

Note: Enclosure includes 24" x 12" x 8" enclosure, (2) 20A duplex receptacles and 2-gang back box.

Power Kits

For use with NSAV62M only

Description	Color	Catalog No.
Standard power kit	White	NSOKP
Surge protected power kit	White	NSOKPS


AV Connectors and Plates

Description	Color	Catalog No.
1-gang decorator plate	White	NP26W
1-gang Hubbell iSTATION plate	White	IMF1W
1-gang 4-port keystone plate	White	NSP14W
1-port HDMI frame	White	NS801W
2-port HDMI frame	White	NS802W
HDMI snap fit	Black	SFHC14BK
F-connector snap fit	White	NSF70W
USB A-to-B snap fit	White	SFUSBABW
Cat 6 snap fit jack	White	NSJ6W

Note: See Section F for AV and datacom options

DELIVERY | SystemOne Recessed Fire-Rated Poke-Throughs for Concrete

Hubbell's SystemOne Recessed Fire-Rated Poke-Throughs (FRPT) enhance functionality by providing increased power, data and AV capacity. Safety is improved with recessed connectivity, a low profile flange, and egress doors that hinge inwards. Building value is enhanced with plated finishes to match and blend with modern building décor.



Online Resources

BIM models, customer drawings and technical specifications are available at hubbell.com/hubbellpremisewiring/en/.

10" Concrete Core Hole Applications



High Capacity Multimedia Applications

Sub-plate layout for the center four gangs of the 10 inch FRPT allows for maximum AV capacity. The NEMA spacing plate allows the product flexibility to easily accept third party products.

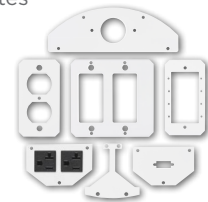


Sub-Plates Offer Application Flexibility

Perimeter sub-plates for the 10 inch FRPT help compliment the AV or data in the center four gangs. Additionally these plates can be exchanged for other low voltage compatible plates.

10" Recessed Access

Center and Perimeter Sub-Plates



8" Concrete Core Hole Applications



High Capacity Multimedia Applications

Sub-plate layout for the center three gangs of the eight inch FRPT allows for maximum AV capacity. The NEMA spacing allows the product flexibility to easily accept third party products.




Sub-Plates Offer Application Flexibility

Perimeter sub-plates for the eight inch FRPT help compliment the AV or data in the center three gangs. Additionally these plates can be exchange for other low voltage compatible plates.

8" Recessed Access

Center and Perimeter Sub-Plates



6" Concrete Core Hole Applications



60/40 6" Sub-Plate Split

An Industry first, the 60/40 sub-plate layout allows for unmatched capacity with up to 12 keystone jacks and one 20A duplex.




50/50 6" Sub-Plate Split

Two duplexes with ample AV and data are achieved by using the 50/50 sub-plate layout. Additionally this layout will accommodate two Style Line® devices for GFCI, surge, etc. applications.

6" Recessed Access

60/40 Split Sub-Plates 50/50 Split Sub-Plates



4" Concrete Core Hole Applications



4" Quad Sub-Plate

The pre-wired quad sub-plate can be wired as one circuit or two and includes 12 inch of stranded wire.



4" 2X2 Sub-Plate

The 2x2 sub-plates are available with Style Line® or traditional duplex openings and can accommodate up to two keystone jacks.

4" Recessed Access

Quad Sub-Plate Multi & Single Service Sub-Plates






STEP 1 | Select Poke Through

10" Recessed Access 8" Recessed Access 6" Recessed Access 6" Furniture Feed 4" Recessed Access



STEP 2 | Select Sub-Plates

10" Recessed Access 8" Recessed Access 6" Recessed Access 4" Recessed Access



Center Sub-Plates with Perimeter Sub-Plates Center Sub-Plates with Perimeter Sub-Plates 60/40 split Sub-Plates 50/50 split Sub-Plates Quad Sub-Plates 2X2 Sub-Plates

Note: Furniture feed model does not use sub-plates.

STEP 3 | Select Cover Finishes



Black Powder Coat Bronze Plated Finish Brushed Brass Plated Gray Powder Coat Satin Nickel Plated Brushed Aluminum

Recommended Fire-Rated Poke-Through Size Chart

To avoid over or under utilizing the capacity of the fire-rated poke-through, first determine how many gangs of power, data and AV are required for the application. The matrix below will guide you to the correct poke-through size.

		Recommended Fire-Rated Poke-Through Size					
Power Gangs	5	8"	10"	10"	10"	Exceeds capacity of Hubbell recessed poke-throughs	
	4	8"	8"	10"	10"		
	3	6"	8"	8"	10"	10"	10"
	2	6"	6"	8"	8"	10"	10"
	1	4"	6"	6"	8"	8"	10"
	0	-	4"	6"	8"	8"	8"
		0	1	2	3	4	5
		Data and AV Gangs					

Example: 2 gangs of power, 1 gang of AV and 1 gang of data is required. Find the intersection for 2 power gangs with 2 data/AV gangs. The highlighted intersection defines the recommended FRPT.



Complies with UL514 A & C



SystemOne Recessed 10 Inch Fire-Rated Poke-Through Fittings

- The most dynamic FRPT system with the largest capacity available to meet all multimedia applications where power and voice/data are required
- Maintains concrete floor fire rating up to 2 hours
- Tamper-resistant recessed covers available
- Furniture feed cover available with (2) generous 2 inch NPT low voltage hubs and (2) 1 inch NPT power hubs
- Features ScrubShield® technology that exceeds UL514A scrubwater exclusion requirements



10 Inch FRPT with Accessories



FRPT Design

- Step down installation
- Flexible single or multi-service
- Recessed connections



Covers

- Durable die-cast aluminum cover
- 1,000lb, static load rated cover
- Available as recessed or furniture feed
- Tamper-resistant, recessed covers available
- Available in six architectural finishes



FRPT Chambers

- 4 inch deep access chamber
- 4.43 inch deep center device chamber
- Dividers to make up to eight (8) individual services
- Perimeter to perimeter wiring tunnel




Easy Mount Device Plates

- Multiple open-architecture mounting plates for power, data and AV
- Four (4) center gangs
- Two (2) full or four (4) half independent perimeter gangs



Safety

- Low profile flange, 0.16 inch exceeds ADA requirements
- Two hide-away egress doors fold under cover while in use
- 180° opening of main door



Bottom Feed Plates

- Nine (9) center chamber and six (6) perimeter adaptable feed plates
- Center chamber ranges from ½" to 2½"
- Perimeter ranges from ½" to 1¼"



Complies with UL514 A & C

SystemOne Recessed 10" Core Hole Kits, for Use In Concrete Floors



10" Fire-Rated Poke-Through

Description

Hubbell SystemOne 10" Recessed Floor Fitting with Installation Cover; approved for use in the City of Chicago with EMT and full blank bottom feed plates

Catalog Number

S1R10PTFIT



10" Fire-Rated Poke-Through Kits

Kits include:


- (1) Hubbell SystemOne 10" recessed floor fitting (S1R10PTFIT)
- (2) Hubbell SystemOne 10" perimeter device mounting brackets (S1R10PSPREPBRKT)
- (4) Hubbell SystemOne 10" bottom center pass through plate (S1R10CBFPT)
- (3) Hubbell SystemOne 10" bottom perimeter blank plate (S1R10PBFBLANK)
- (1) Hubbell SystemOne 10" bottom perimeter 3/4 inch plate (S1R10PBF075)
- (1) Hubbell SystemOne 10" perimeter divider (S1R10PERIMDIV)
- (1) Hubbell SystemOne 10" center divider (S1R10CENTERDIV)
- (1) Hubbell SystemOne 10" flange and universal cover assembly (S1R10CVRxx)

Cover Finish

Brushed Aluminum
Black Powder Coat
Brushed Brass Plated
Antique Bronze Plated
Gray Powder Coat
Satin Nickel Plated

Catalog Number

S1R10PTALU
S1R10PTBLK
S1R10PTBRS
S1R10PTBRZ
S1R10PTGRY
S1R10PTNKL



Pre-Wired 10" Fire-Rated Poke-Through Kits

Kits include:

- (1) Hubbell SystemOne 10" recessed floor fitting (S1R10PTFIT)
- (2) 20A pre-wired receptacle sub-plates with 24 inch wire leads (S1R10PSPZ)
- (2) Hubbell SystemOne 10" perimeter device mounting brackets (S1R10PSPREPBRKT)
- (4) Hubbell SystemOne 10" bottom center pass through plate (S1R10CBFPT)
- (3) Hubbell SystemOne 10" bottom perimeter blank plate (S1R10PBFBLANK)
- (1) Hubbell SystemOne 10" bottom perimeter 3/4 inch plate (S1R10PBF075)
- (1) Hubbell SystemOne 10" perimeter divider (S1R10PERIMDIV)
- (1) Hubbell SystemOne 10" center divider (S1R10CENTERDIV)
- (1) Hubbell SystemOne 10" flange and universal cover assembly (S1R10CVRxx)
- Receptacles feature single circuit wiring

Cover Finish

Brushed Aluminum
Black Powder Coat
Brushed Brass Plated
Antique Bronze Plated
Gray Powder Coat
Satin Nickel Plated

Catalog Number

S1R10PTZALU
S1R10PTZBLK
S1R10PTZBRS
S1R10PTZBRZ
S1R10PTZGRY
S1R10PTZNKL



Note: xx indicates finish options.

Recessed 10" Covers

The 10" FRPT cover assembly unit includes solid cast aluminum construction and mounting hardware. Covers are recessed and available in a number of durable, yet beautiful finishes to match any décor. The flange height of 0.16 inch exceeds ADA requirement and suitable for use on any floor finish. All covers are UL514A, scrubwater compliant.



10" Fire-Rated Poke-Through Covers

Finish	Recessed Cover Catalog Number	TR Recessed Cover* Catalog Number	Furniture Feed Cover** Catalog Number
Brushed Aluminum	S1R10CVRALU	S1R10CVRTRALU	S1R10FFCVRALU
Black Powder Coat	S1R10CVRBLK	S1R10CVRTRBLK	S1R10FFCVRBLK
Brushed Brass Plated	S1R10CVRBRS	S1R10CVRTRBRS	S1R10FFCVRBRS
Antique Bronze Plated	S1R10CVRBRZ	S1R10CVRTRBRZ	S1R10FFCVRBRZ
Gray Powder Coat	S1R10CVRGRY	S1R10CVRTRGRY	S1R10FFCVRGRY
Satin Nickel Plated	S1R10CVRNKL	S1R10CVRTRNKL	S1R10FFCVRNKL

*Tamper-resistant covers ship with (1) S1RTR10BIT Torx-T10 bit.

** (2) 1" NPT plugs for power with (2) 1" to 3/4" reducers and (2) 2" NPT plugs for Low Voltage.

Note: Cover Load Rating: 1,000lb with 2x safety factor; load applied through a 3" (76mm) diameter mandrel at the center of cover; rated for static loads only



Complies with UL514 A & C

DELIVERY | SystemOne 10" Recessed Sub-Plates and Bottom Feed Plates



Perimeter Plate Configurations

- Available in pre-wired duplexes or openings to accommodate third party AV devices
- Available in full or 1/2 gang plates



Perimeter Sub-Plates, Full Gang

(1) Style Line® decorator opening S1R10PSPD		(1) Duplex opening S1R10PSPI		(1) 1.40" opening for simplex or 15A Twist-Lock® S1R10PSPJ	
(4) Extron® MAPP openings S1R10PSPC		(2) Extron® AAP openings S1R10PSPA		(1) 1.60" opening for 20A and 30A Twist-Lock® S1R10PSPG	

Perimeter Sub-Plates, 1/2 Gang*

(2) 20A pre-wired receptacles; 24" lead; one circuit (Supplied with isolated ground sticker) S1R10PSPZ		(2) 20A pre-wired receptacles; 25' lead; one circuit (isolated ground sticker included) S1R10PSPZ25		(2) 20A pre-wired receptacles; 24" lead; (1) circuit (isolated ground sticker included); marked with "Controlled" S1R10PSPZC		(2) 20A pre-wired receptacles; 25' lead; (1) circuit (isolated ground sticker included); marked with "Controlled" S1R10PSPZ25C	
Blank cover plate S1R10PSPB		(1) unit Hubbell iSTATION opening S1R10PSPF		(1) VGA/HDMI/DP opening S1R10PSPH		(1) XLR opening S1R10PSPQ	
(2) Extron® MAPP openings S1R10PSPV				Perimeter device bracket S1R10PSPREPBRKT			

*Requires S1R10PSPREPBRKT

Note: Rectangle sub-plates are for center compartment, crescent sub-plates are for perimeter compartments and are not interchangeable. See page T28 for covers and T31 for accessories.

10" Bottom Feed Plates

1-Gang Center Bottom Feed Plates	Catalog Number
1/2 inch EMT Feed	① S1R10CBF050
3/4 inch EMT Feed	② S1R10CBF075
1 inch EMT Feed	S1R10CBF100
1 1/4 inch EMT Feed	③ S1R10CBF125
Blank	④ S1R10CBFBLANK
Pass through	S1R10CBFPT*
2-Gang Center Bottom Feed Plates	
1 1/2 inch EMT Feed	⑤ S1R10CBF150
2 inch EMT Feed	⑥ S1R10CBF200
2 1/2 inch EMT Feed	⑦ S1R10CBF250**
Perimeter Bottom Feed Plates	
1/2 inch EMT Feed	⑧ S1R10PBF050
3/4 inch EMT Feed	S1R10PBF075
1 inch EMT Feed	⑨ S1R10PBF100
1 1/4 inch EMT Feed	S1R10PBF125
Blank	⑩ S1R10PBFBLANK
Pass through	⑪ S1R10PBFPT*



*Note: approved for use in the City of Chicago

**Data/AV wiring only

Extron® is a registered trademark of Extron Electronics. Crestron® is a registered trademark of Crestron Electronics, Inc.



Complies with UL514 A & C



Center Plate Configurations

- 1, 2, 3 and 4 gang device plates
- Accept third party AV devices, e.g. Extron®, Crestron®, FSR®
- Multi-gang NEMA spaced plates available

Center Sub-Plates, Single Gang

(1) Style Line® decorator opening		3 unit Hubbell iSTATION opening		(1) duplex opening		Blank cover plate	
S1R10CSPD		S1R10CSPL		S1R10CSPI		S1R10CSPB	
(1) XLR opening		(2) XLR openings		(1) 1.40" opening for simplex or 15A Twist-Lock®		(1) 1.60" opening for 20A and 30A Twist-Lock®	
S1R10CSPX		S1R10CSP2X		S1R10CSPJ		S1R10CSPG	
(1) VGA/HDMI/DP opening		(2) VGA/HDMI/DP openings		(4) Extron® MAPP openings		Ortronics® TracJack®/Series II® opening	
S1R10CSPH		S1R10CSP2H		S1R10CSPC		S1R10CSPK	

Center Sub-Plates, 2-Gang

(2) Style Line® decorator openings NEMA spacing		Blank cover plate		(1) 2.16" opening for 30A and 50A, 3-wire, straight blade receptacle		(4) Extron® APP openings	
S1R10CSMP		S1R10CSP2B		S1R10CSPE		S1R10CSPU	

Center Sub-Plates, 3- and 4-Gang

(3) Style Line® decorator openings NEMA spacing		(4) Style Line® decorator openings	
S1R10CSPT		S1R10CSPP	
Blank cover plate		(4) duplex openings	
S1R10CSPQ		S1R10CSPR	

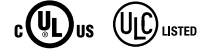
Note: Rectangle sub-plates are for center compartment, crescent sub-plates are for perimeter compartments and are not inter-changeable. See page T28 for covers, T29 for bottom feed plates and T31 for accessories.

Extron® is a registered trademark of Extron Electronics.
 TracJack®, Series II® and Ortronics® are registered trademarks of Ortronics/Legrand.
 Crestron® is a registered trademark of Crestron Electronics, Inc.
 FSR® is a registered trademark of FSR Inc.



Complies with UL514 A & C

DELIVERY | SystemOne 10" Recessed Accessories and Replacement Parts



10" Accessories

Description	Catalog Number
Pre-pour tube, includes hardware	① S1R10PPT*
Abandonment plate, black finish	② S1R10ADMTBK
Center divider	③ S1R10CENTERDIV
Perimeter divider	S1R10PERIMDIV
Egress door brushes (1 pair)	④ S1R10CVRBRUSH
Perimeter to perimeter wiring tunnel	⑤ S1R10TUNNEL
Power junction box, 27.0 cubic inches; (1) 3/4in and (1) 1in EMT connector	⑥ S1RPTJB
Perimeter device bracket	⑦ S1R10PSPREPBKRT

*Note: UL Listed




10" Replacement Parts

Description	Catalog Number
Intumescent replacement divider	⑧ S1R10INTUMDIV
Replacement furniture feed cover dividers (1 pair)	⑨ S1R10FFDIV
Replacement tamper-resistant Torx-T10 bit	⑩ S1RTR10BIT*

*Note: UL Listed

Capacity, Capability and Versatility



ScrubShield®
Complies with UL514 A & C



Two Concrete Floor Applications

Fire-Rated Poke-Throughs are used when the conduits can't be installed in the concrete floor and for tenant improvements.




Floor boxes in concrete applications are used when the connecting conduits can be installed into the concrete floor.



Same Results!

Dynamic Round low profile durable covers

Recessed Cover Activation



or Furniture Feed Cover Activation



DELIVERY | SystemOne 8" Recessed Fire-Rated Poke-Throughs for Concrete




Features

- Step down installation
- Maintains concrete floor fire rating up to two hours
- Junction box standard
- For use in the City of Chicago applications, junction box is NOT included
- Features ScrubShield® technology that exceeds UL514A scrubwater exclusion requirements

Cast Aluminum Cover

Large Wiring Compartments

On-Site Exchangeable Center Compartment Fitting



Recessed 3.5" Deep Connectivity Chamber

Fixed Wiring Chamber

Standard 3/4" EMT



①



②



③



④

8" Fire-Rated Poke-Throughs

Description	Catalog No.
8" Fire-Rated Poke-Through includes: (1) 3/4" power EMT plus (1) S1R8JNC1 with (1) 1" EMT and (1) 1 1/2" EMT	① S1R8PTFIT1
8" Fire-Rated Poke-Through includes: (1) 3/4" power EMT plus (1) S1R8JNC2 with (2) 1" EMT	② S1R8PTFIT2
8" Fire-Rated Poke-Through includes: (1) 3/4" power EMT plus (1) S1R8JNC3 with (1) 2" EMT	③ S1R8PTFIT3
8 Inch Furniture Feed Fire-Rated Poke-Through includes: S1R8PTFFCOMPKIT. S1FRPTJB box or flexible metal conduit not included. Approved for use in the City of Chicago.	④ S1R8PTFIT13
8" Fire-Rated Poke-Through includes: (1) 3/4" power EMT plus (1) S1R8JNC1 with (1) 1inch EMT and (1) 1 1/2" EMT; no junction box or flexible metal conduit	S1R8PTFIT1CHI
8" Fire-Rated Poke-Through includes: (1) 3/4" power EMT plus (1) S1R8JNC2 with (2) 1" EMT; no junction box or flexible metal conduit. Approved for use in the City of Chicago.	S1R8PTFIT2CHI
8" Fire-Rated Poke-Through includes: (1) 3/4" power EMT plus (1) S1R8JNC3 with (1) 2" EMT; no junction box or flexible metal conduit. Approved for use in the City of Chicago.	S1R8PTFIT3CHI

Delivery - Section T



Complies with UL514 A & C



Center Plate Configurations

- Allows for three duplexes or up to 18 data/AV jacks; other combinations possible
- Accepts third party AV devices (i.e. FSR®, Crestron®, Extron®)
- Standard NEMA spacing between devices

Outer Plate Configurations

- Available in pre-wired duplexes or openings to accommodate third party AV devices
- Multiple duplexes can be wired in the supplied junction box or independently

Center Sub-Plates, Single Gang

Description	Catalog No.
Blank cover plate	S1R8CSPB
(1) 1 unit Hubbell iSTATION opening	S1R8CSPD
(1) 1.60" opening for 20A and 30A Twist-Lock®	S1R8CSPG
(1) 1.40" opening for simplex or 15A Twist-Lock®	S1R8CSPJ
(2) Extron® MAAP openings	S1R8CSPC
(1) 1.5 unit Hubbell iSTATION opening	S1R8CSPE
(1) Duplex opening	S1R8CSPH ②
(1) Style Line® Decorator opening	S1R8CSPK
1-Gang center, 1 Jack openings and 3 Jack KOs	S1R8CSP4DJ ①

Center Sub-Plates, 2- and 3-Gang

Description	Catalog No.
2-gang; (4) Extron® AAP openings	S1R8CSPA
2-gang; (2) Style Line® decorator openings	S1R8CSPM ③
3-gang; blank cover plate	S1R8CSPN
2-gang; 3 unit Hubbell iSTATION opening	S1R8CSPL
2-gang; device depth extension collar (for use with third party data up to 2.5"D)	S1R8CSPEXT
3-gang; device depth extension collar (for use with third party data up to 2.5"D)	S1R8CSPEXT3
3-gang extender w/ 2-gang; device depth extension collar (for use w/ third party data up to 2.5"D)	S1R8CSPEXT32
2-Gang center, 2 Jack openings and 4 Jack KOs	S1R8CSP6DJ

Recessed 8" Covers

Single piece 8" FRPT cover assembly unit includes solid cast aluminum construction, carpet gasket and mounting hardware

Description	Catalog No.	Furniture Feed Option
Brushed Aluminum	⑥ S1R8CVRALU	S1R8FFCVRALU
Black Powder Coat	S1R8CVRBLK	S1R8FFCVRBLK
Brushed Brass Plated	S1R8CVRBRS	S1R8FFCVRBRS
Antique Bronze Plated	S1R8CVRBRZ	S1R8FFCVRBRZ
Gray Powder Coat	S1R8CVRGRY	S1R8FFCVRGRY
Satin Nickel Plated	S1R8CVRNKL	S1R8FFCVRNKL

Note: Cover Load Rating: 1,000lb with 2x safety factor; load applied through a 3" (76mm) dia. mandrel at center of cover; rated for static loads only. Rectangle sub-plates are for center compartment, crescent sub-plates are for outer compartments and are not interchangeable. See section F for Hubbell iSTATION modules.

Extron is a registered trademark of Extron Electronics. Crestron is a registered trademark of Crestron Electronics, Inc. FSR is a registered trademark of FSR Inc.

hubbell.com/hubbellpremise wiring/en

Outer Sub-Plates

Description	Catalog No.
Blank cover plate	S1R8PSPU
Pull through with 1" bushing opening	S1R8PSPW
(1) 1 unit Hubbell iSTATION opening	S1R8PSPY ④
Single Extron® MAAP opening	S1R8PSPV
Single Extron® AAP opening	S1R8PSPX
Dual 20A pre-wired power cubes; one circuit (Supplied with isolated ground sticker)	S1R8PSPZ ⑤

8" Accessories

Description	Catalog No.
Pre-pour tube, includes hardware	S1R8PPT*
Abandonment plate, black finish	S1R8ADMTBK
Low voltage replacement divider	S1R8DIV
Power junction box, 27.0 cubic inches; (1) ¾" and (1) 1" EMT connector	S1FRPTJB

*Note: UL Listed

Replacement Fitting Box

Description	Catalog No.
(1) 1" and (1) 1½" EMT	S1R8JNC1 ⑦
(2) 1" EMTs	S1R8JNC2
(1) 2" EMT	S1R8JNC3
(3) 1" EMTs	S1R8JNC4
(1) 1½" and (1) 1¼" EMT	S1R8JNC5
(2) 1¼" EMTs	S1R8JNC6
(1) ¾" and (2) 1" EMTs	S1R8JNC7
(1) ¾" and (1) 1¼" EMT	S1R8JNC8
(1) ¾" and (2) 1¼" EMTs	S1R8JNC9
(1) 1¼" and (1) 2" EMT	S1R8JNC10
(1) 1½" and (1) 2" EMT	S1R8JNC11
(3) 1¼" EMTs	S1R8JNC12
(1) 1" and (1) 2" EMT	S1R8JNC13



Complies with UL514 A & C

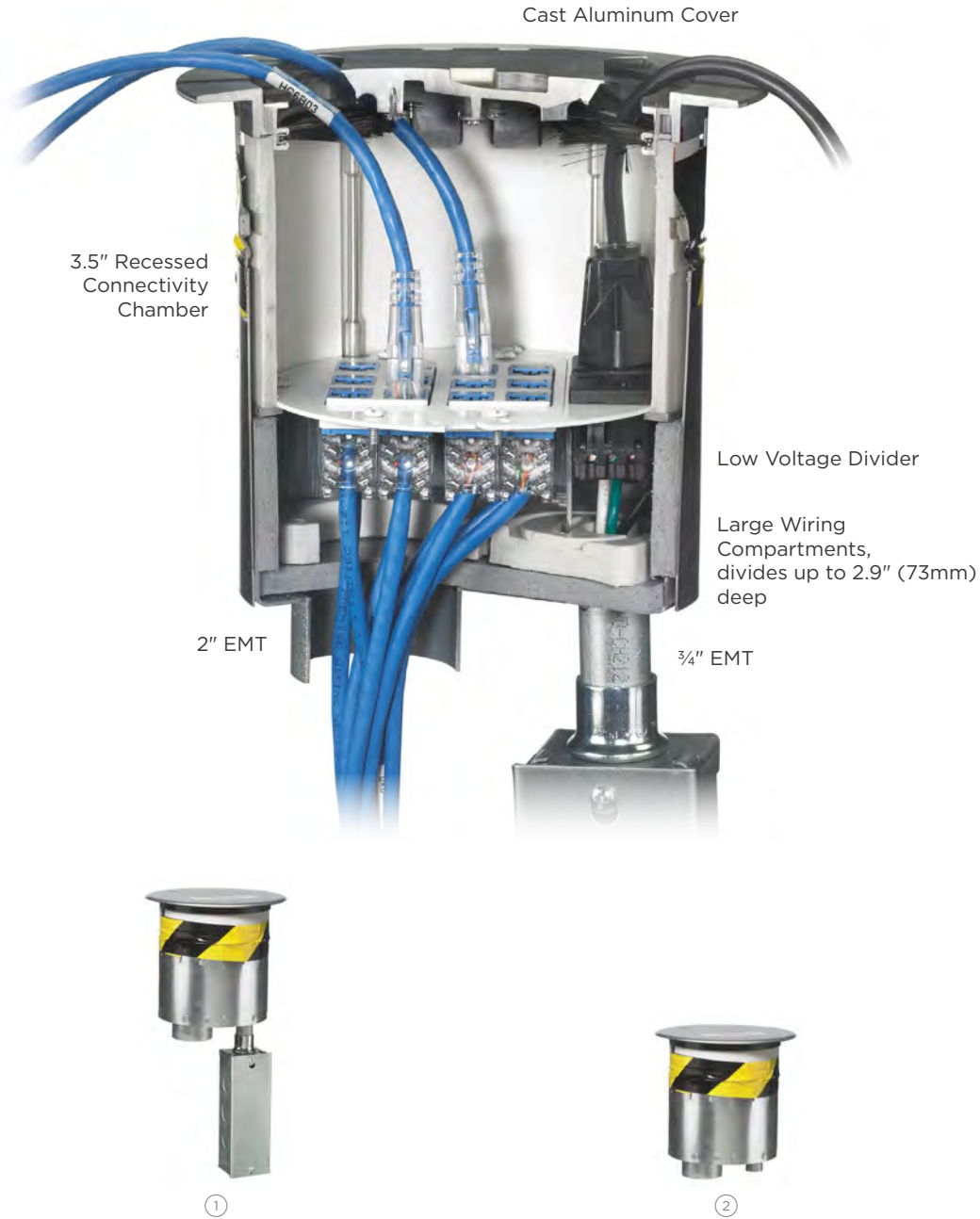
HUBBELL
Premise Wiring

DELIVERY | SystemOne 6" Recessed Fire-Rated Poke-Throughs for Concrete



Features

- Step down installation
- Maintains concrete floor fire rating up to two hours
- Junction box standard
- Includes (1) 2" data/AV EMT and (1) 3/4" power EMT
- For use in the City of Chicago applications, junction box is NOT included
- Features ScrubShield® technology that exceeds UL514A scrubwater exclusion requirements



6" Fire-Rated Poke-Throughs

Description	Catalog No.
6" Fire-Rated Poke-Through	① S1R6PTFIT
6" Fire-Rated Poke-Through; for use in the City of Chicago	② S1R6PTFITCHI



Complies with UL514 A & C



60/40 Device Plate Combination

- Allows for up to twelve data/AV jacks plus a 20A duplex receptacle
- Two plates which can be wired independently

50/50 Device Plate Combination

- Allows for up to eight Hubbell data jacks plus two 20A duplex receptacles
- Two plates which can be wired independently

Left 60% Sub-Plates

Description	Catalog No.
(1) Style Line® decorator, (2) Extron® MAAP openings ¹	S1R6SPV
(2) Style Line decorator openings ¹	S1R6SPW
(1) Style Line decorator, (2) Extron AAP openings ¹	S1R6SPX
(1) Style Line decorator, (2) 1.5 unit Hubbell iSTATION openings ^{1,2}	S1R6SPY
(6) Extron MAAP openings ¹	S1R6SPT
(2) Extron MAAP, (2) Extron AAP openings ¹	S1R6SPU

Right 40% Sub-Plates

Description	Catalog No.
(2) 20A pre-wired receptacles; 16" lead; one circuit (Supplied with isolated ground sticker)	S1R6SPZ
(2) 20A pre-wired receptacles; 25 foot lead; one circuit (Supplied with isolated ground sticker)	S1R6SPZ25
(2) 20A pre-wired receptacles; 16" lead; one circuit (supplied with isolated ground sticker); marked with "Controlled"	S1R6SPZC

6" Accessories

Description	Catalog No.															
Pre-pour tube, including hardware	S1R6PPT*															
Abandonment plate, black finish	S1R6ADMTBK															
Low voltage replacement divider	S1R6DIV															
Power junction box, 27.0 cubic inches; (1) 3/4" and (1) 1" EMT connector	S1FRPTJB															
4n" power junction box with cover and fittings; (1) 2" and (1) 1 1/4" EMT connector	S1FRPTJB2															
Replacement plugs	<table border="0"> <tr> <td>Aluminum</td> <td>S1RPLUG2ALU</td> <td>S1RPLUG075ALU</td> </tr> <tr> <td>Black</td> <td>S1RPLUG2BLK</td> <td>S1RPLUG075BLK</td> </tr> <tr> <td>Brass</td> <td>S1RPLUG2BRS</td> <td>S1RPLUG075BRS</td> </tr> <tr> <td>Bronze</td> <td>S1RPLUG2BRZ</td> <td>S1RPLUG075BRZ</td> </tr> <tr> <td>Nickel</td> <td>S1RPLUG2NKL</td> <td>S1RPLUG075NKL</td> </tr> </table>	Aluminum	S1RPLUG2ALU	S1RPLUG075ALU	Black	S1RPLUG2BLK	S1RPLUG075BLK	Brass	S1RPLUG2BRS	S1RPLUG075BRS	Bronze	S1RPLUG2BRZ	S1RPLUG075BRZ	Nickel	S1RPLUG2NKL	S1RPLUG075NKL
Aluminum	S1RPLUG2ALU	S1RPLUG075ALU														
Black	S1RPLUG2BLK	S1RPLUG075BLK														
Brass	S1RPLUG2BRS	S1RPLUG075BRS														
Bronze	S1RPLUG2BRZ	S1RPLUG075BRZ														
Nickel	S1RPLUG2NKL	S1RPLUG075NKL														

*Note: UL Listed

¹Sub-plates may only be used for Data/AV. Do not mix with power devices.²See section F for Hubbell iSTATION modules. Note: Sub-plates can not be rotated to create additional layouts. When assembled, sub-plates can not overlap. Custom plates available upon request and may be subject to minimum order quantity. Extron is a registered trademark of Extron Electronics. Crestron is a registered trademark of Crestron Electronics, Inc. FSR is a registered trademark of FSR Inc.

hubbell.com/hubbellpremiwiring/en

Left 50% Sub-Plates

Description	Catalog No.
(3) Extron® AAP openings	S1R6SPA
(5) Extron MAAP openings	S1R6SPC
(1) Style Line Decorator, (2) Hubbell keystone openings ¹	S1R6SPE
(3) Extron MAAP, (2) Hubbell keystone jack openings	S1R6SPL
Blank cover plate	S1R6SPB
(4) 1 unit Hubbell iSTATION openings ²	S1R6SPD
(2) 1.5 unit Hubbell iSTATION openings ²	S1R6SPF
(1) Style Line® decorator opening	S1R6SPM
(1) Decorator opening and (2) Ortronics® TracJack® openings	S1R6SPN
2 Jack openings and 4 Jack KOs, 50% left Side	S1R6SP6DJ

Right 50% Sub-Plates

Description	Catalog No.
(1) 1.60" opening for 20A and 30A Twist-Lock®	S1R6SPG
(1) Duplex device opening	S1R6SPI
(1) Style Line® decorator device opening	S1R6SPK
(4) 20A pre-wired receptacles; 16" leads; one or two circuits (Supplied with isolated ground sticker)	S1R6SPH
(1) 1.4" opening for simplex or 15A Twist-Lock	S1R6SPJ

Recessed 6" Covers

6" FRPT cover assembled unit includes solid cast aluminum construction, carpet gasket and mounting hardware.

Description	Catalog No.	Furniture Feed Option
Brushed Aluminum	S1R6CVRALU	S1R6FFCVRALU
Black Powder Coat	S1R6CVRBLK	S1R6FFCVRBLK
Brushed Brass Plated	S1R6CVRBRS	S1R6FFCVRBRS
Antique Bronze Plated	S1R6CVRBRZ	S1R6FFCVRBRZ
Gray Powder Coat	S1R6CVRGRY	S1R6FFCVRGRY
Satin Nickel Plated	S1R6CVRNKL	S1R6FFCVRNKL

Note: Cover Load Rating: 1,000lb with 2x safety factor; load applied through a 3" (76mm) dia. mandrel at center of cover; rated for static loads only



Complies with UL514 A & C



Features

- Step down installation
- Maintains concrete floor fire rating up to two hours
- Junction box standard
- (1) 3/4 inch conduit for power and (2) 1/2 inch conduits for low voltage
- For use in the City of Chicago applications, junction box is NOT included
- Features ScrubShield® technology that exceeds UL514A scrubwater exclusion requirements



Pre-Wired, 4" Quad Receptacle Kit, Power Only, Fire-Rated Poke-Through

	Finish	Catalog No.
Kits include: • (1) Hubbell SystemOne 4" recessed floor fitting (S1R4PTFIT) • (1) pre-wired quad receptacle with mounting plate (S1R4SPQUAD) • (1) Hubbell SystemOne 4" recessed activation cover (S1R4CVRxx) • (1) junction box (S1FRPTJB)	Brushed Aluminum	S1R4PTQUADALU
	Black Powder Coat	S1R4PTQUADBLK
	Brushed Brass Plated	S1R4PTQUADBRS
	Antique Bronze Plated	S1R4PTQUADBRS
	Gray Powder Coat	S1R4PTQUADGRY
	Satin Nickel Plated	S1R4PTQUADNKL



4" Fire-Rated Poke-Through Kits

	Finish	Catalog No.
Kits include: • (1) Hubbell SystemOne 4" recessed floor fitting (S1R4PTFIT) • (1) Hubbell SystemOne 4" recessed activation cover (S1R4CVRxx) • (1) junction box (S1FRPTJB)	Brushed Aluminum	S1R4PTALU
	Black Powder Coat	S1R4PTBLK
	Brushed Brass Plated	S1R4PTBRS
	Antique Bronze Plated	S1R4PTBRZ
	Gray Powder Coat	S1R4PTGRY
	Satin Nickel Plated	S1R4PTNKL

Note: xx indicates finish options



4" Fire-Rated Poke-Throughs

Description	Catalog No.
4" FRPT includes: junction box and low voltage dividers	S1R4PTFIT
4" FRPT includes: low voltage dividers (junction box NOT included)	S1R4PTFITCHI
4" FRPT includes: quad sub-plate and junction box	S1R4PTQUAD

Note: See page T38 for sub-plates and accessories.



Recessed 4" Covers

Single fold under cable egress door; unit includes solid cast aluminum construction, carpet gasket and mounting hardware



Cover Finish	Catalog Number
Brushed Aluminum	S1R4CVRALU
Black Powder Coat	S1R4CVRBLK
Brushed Brass Plated	S1R4CVRBRS
Antique Bronze Plated	S1R4CVRBRZ
Gray Powder Coat	S1R4CVRGRY
Satin Nickel Plated	S1R4CVRNKL

Note: Cover Load Rating is 1,000lb with 2x safety factor; load applied through a 3" (76mm) diameter mandrel at the center of the cover; rated for static loads only



Complies with UL514 A & C



Features

- The 4 Inch recessed cover is available in a number of durable, yet beautiful finishes to match any décor.
- The flange height of 0.15 inch exceeds ADA requirements and suitable for use on any floor finish.
- All covers are UL514A, scrubwater compliant

Device Mounting Plates

Description/Catalog No.	Sub-plate	Description/Catalog No.	Sub-plate	Description/Catalog Number	Sub-plate
2X2 Sub-plate with (1) Style Line® decorator device opening and (2) keystone jack openings		(1) Style Line® decorator device opening for power or datacom applications		2X2 Sub-plate with (1) Style Line® decorator device opening and (2) Ortronics® TracJack® openings	
S1R4SP2X2STYLE		S1R4SPSTYLE		S1R4SP2X2STYLETJ	
2X2 Sub-plate with (1) duplex device opening and (2) keystone jack openings		(1) Duplex device opening for power or datacom applications		2X2 Sub-plate with (1) duplex device opening and (2) Ortronics® TracJack® openings	
S1R4SP2X2DUPLEX		S1R4SPDUPLEX		S1R4SP2X2DUPLEXTJ	
(4) Single 20A receptacles. Can be wired as single or two circuit with isolated ground capability, 12" wire leads		(1) 1.60" opening for 20A or 30A Twist-Lock® receptacle		(1) 1.40" opening for simplex receptacle	
S1R4SPQUAD		S1R4SPTWIST		S1R4SPSIMPLEX	

Note: See Section B for data jacks and frames.



①



②



③



④

4" Accessories

Description	Catalog No.
Pre-pour tube, includes hardware	① S1R4PPT*
Abandonment plate, Black finish	② S1R4FRPTADMTBK
Low voltage replacement divider	③ S1R4DIV
FRPT junction box	④ S1FRPTJB

*Note: UL Listed

TracJack, Series II and Ortronics are registered trademarks of Ortronics/Legrand.



Pre-Wired 8" Fire-Rated Poke-Through

Kit includes:

- (1) Hubbell SystemOne 8" floor fitting (S1R8PTFIT1)
- (4) 20A, pre-wired receptacles, 18" wire lead, two pieces (S1R8PSPZ)
- (1) Fitting connection box with 1" and 1½" EMT stubs (S1R8JNC1)
- (1) 8" flange and universal cover assembly (S1R8CVRxx)
Receptacles feature single circuit wiring

Finish	Catalog No.
Brushed Aluminum	S1R8PTZZ1ALU
Black Powder Coat	S1R8PTZZ1BLK
Brushed Brass Plated	S1R8PTZZ1BRS
Antique Bronze Plated	S1R8PTZZ1BRZ
Gray Powder Coat	S1R8PTZZ1GRY
Satin Nickel Plated	S1R8PTZZ1NKL

8" Fire-Rated Poke-Through

Kit includes:

- (1) Hubbell SystemOne 8" floor fitting (S1R8PTFIT1)
- (1) Fitting connection box with 1" and 1½" EMT stubs (S1R8JNC1)
- (1) 8" flange and universal cover assembly (S1R8CVRxx)

Finish	Catalog No.
Brushed Aluminum	S1R8PT1ALU
Black Powder Coat	S1R8PT1BLK
Brushed Brass Plated	S1R8PT1BRS
Antique Bronze Plated	S1R8PT1BRZ
Gray Powder Coat	S1R8PT1GRY
Satin Nickel Plated	S1R8PT1NKL



Pre-Wired 8" Fire-Rated Poke-Through

Kit includes:

- (1) Hubbell SystemOne 8" floor fitting (S1R8PTFIT2)
- (4) 20A, pre-wired receptacles, 18" wire lead, two pieces (S1R8PSPZ)
- (1) Fitting connection box with (2) 1" EMT stubs (S1R8JNC2)
- (1) 8" flange and universal cover assembly (S1R8CVRxx)
Receptacles feature single circuit wiring

Finish	Catalog No.
Brushed Aluminum	S1R8PTZZ2ALU
Black Powder Coat	S1R8PTZZ2BLK
Brushed Brass Plated	S1R8PTZZ2BRS
Antique Bronze Plated	S1R8PTZZ2BRZ
Gray Powder Coat	S1R8PTZZ2GRY
Satin Nickel Plated	S1R8PTZZ2NKL

8" Fire-Rated Poke-Through

Kit includes:

- (1) Hubbell SystemOne 8" floor fitting (S1R8PTFIT2)
- (1) Fitting connection box with (2) 1" EMT stubs (S1R8JNC2)
- (1) 8" flange and universal cover assembly (S1R8CVRxx)

Finish	Catalog No.
Brushed Aluminum	S1R8PT2ALU
Black Powder Coat	S1R8PT2BLK
Brushed Brass Plated	S1R8PT2BRS
Antique Bronze Plated	S1R8PT2BRZ
Gray Powder Coat	S1R8PT2GRY
Satin Nickel Plated	S1R8PT2NKL



Pre-Wired 8" Fire-Rated Poke-Through for Data AV

Kit includes:

- (1) Hubbell SystemOne 8" floor fitting (S1R8PTFIT3)
- (4) 20A, pre-wired receptacles, 18" wire lead, two pieces (S1R8PSPZ)
- (1) Fitting connection box with one 2" EMT stubs (S1R8JNC3)
- (1) 8" flange and universal cover assembly (S1R8CVRxx)
Receptacles feature single circuit wiring

Finish	Catalog No.
Brushed Aluminum	S1R8PTZZ3ALU
Black Powder Coat	S1R8PTZZ3BLK
Brushed Brass Plated	S1R8PTZZ3BRS
Antique Bronze Plated	S1R8PTZZ3BRZ
Gray Powder Coat	S1R8PTZZ3GRY
Satin Nickel Plated	S1R8PTZZ3NKL

8" Fire-Rated Poke-Through

Kit includes:

- (1) Hubbell SystemOne 8" floor fitting (S1R8PTFIT3)
- (1) Fitting connection box with (1) 2" EMT stubs (S1R8JNC3)
- (1) 8" flange and universal cover assembly (S1R8CVRxx)

Finish	Catalog No.
Brushed Aluminum	S1R8PT3ALU
Black Powder Coat	S1R8PT3BLK
Brushed Brass Plated	S1R8PT3BRS
Antique Bronze Plated	S1R8PT3BRZ
Gray Powder Coat	S1R8PT3GRY
Satin Nickel Plated	S1R8PT3NKL

8 Inch Fire-Rated Poke-Through Furniture Feed Kits

Kit includes:

- (1) Hubbell SystemOne 8 inch floor fitting (S1R8PTFIT13)
- (1) Fitting connection box with 1 inch and 2 inch EMT stubs (S1R8JNC13)
- Low voltage dividers, internal and external intumescent materials (S1R8PTFFCOMPKIT)
- (1) 8 inch furniture feed cover assembly (S1R8FFCVRxx)

Cover Finish	Catalog No.
Brushed Aluminum	S1R8PTFFALU
Black Powder Coat	S1R8PTFFBLK
Brushed Brass Plated	S1R8PTFFBRS
Antique Bronze Plated	S1R8PTFFBRZ
Gray Powder Coat	S1R8PTFFGRY
Satin Nickel Plated	S1R8PTFFNKL

Note: xx indicates finish options.



Complies with UL514 A & C



Pre-Wired 60/40 Split 6" FRPT for Data AV

Kit includes:

- (1) Hubbell SystemOne 6" floor fitting (S1R6PTFIT)
 - (2) decorator opening sub-plate (S1R6SPW)
 - (2) 20A, pre-wired receptacle with 18" wire leads (S1R6SPZ)
 - (1) Set 1½ inch sub-plate extensions (S1R6SPEXT)
 - (1) 6" flange and universal cover assembly (S1R6CVRxx)
- Receptacles feature single circuit wiring.

Finish	Catalog No.
Brushed Aluminum	S1R6PTWZALU
Black Powder Coat	S1R6PTWZBLK
Brushed Brass Plated	S1R6PTWZBRS
Antique Bronze Plated	S1R6PTWZBRZ
Gray Powder Coat	S1R6PTWZGRY
Satin Nickel Plated	S1R6PTWZNKL



Pre-Wired 50/50 Split 6" Fire-Rated Poke-Through for Data AV

Kit includes:

- (1) Hubbell SystemOne 6" floor fitting (S1R6PTFIT)
 - (4) 1 unit Hubbell iSTATION openings (S1R6SPD)
 - (1) decorator opening and (2) keystone openings (S1R6SPE)
 - (4) 20A, pre-wired receptacles (S1R6SPH)
 - (1) Set 1½ inch sub-plate extensions (S1R6SPEXT)
 - (1) 6" flange and universal cover assembly (S1R6CVRxx)
- Opening architecture keystone openings accept Hubbell modular jacks and many others. Receptacles feature single or two circuit wiring and isolated ground capability.

Brushed Aluminum	S1R6PTDEHALU
Black Powder Coat	S1R6PTDEHBLK
Brushed Brass Plated	S1R6PTDEHBRS
Antique Bronze Plated	S1R6PTDEHBRZ
Gray Powder Coat	S1R6PTDEHGRY
Satin Nickel Plated	S1R6PTDEHNKL



Pre-Wired 50/50 Split 6" Fire-Rated Poke-Through for Third Party Devices

Kit includes:

- (1) Hubbell SystemOne 6" floor fitting (S1R6PTFIT)
 - (3) Extron® AAP openings (S1R6SPA)
 - (5) Extron® MAPP openings (S1R6SPC)
 - (1) decorator opening and (2) Hubbell keystone openings (S1R6SPE)
 - (4) 20A, pre-wired receptacles (S1R6SPH)
 - (1) Set 1½ inch sub-plate extensions (S1R6SPEXT)
 - (1) 6" flange and universal cover assembly (S1R6CVRxx)
- Opening architecture Keystone openings accept Hubbell modular jacks and many others. Receptacles feature single or two circuit wiring and isolated ground capability.

Brushed Aluminum	S1R6PTACEHALU
Black Powder Coat	S1R6PTACEHBLK
Brushed Brass Plated	S1R6PTACEHBRZ
Antique Bronze Plated	S1R6PTACEHBRZ
Gray Powder Coat	S1R6PTACEHGRY
Satin Nickel Plated	S1R6PTACEHNKL

6" Fire-Rated Poke-Through with Finished Cover

Kit includes:

- (1) Hubbell SystemOne 6" floor fitting (S1R6PTFIT)
- (1) 6" flange and universal cover assembly (S1R6CVRxx)
- (1) Set 1½ inch sub-plate extensions (S1R6SPEXT)

Brushed Aluminum	S1R6PTALU
Black Powder Coat	S1R6PTBLK
Brushed Brass Plated	S1R6PTBRS
Antique Bronze Plated	S1R6PTBRZ
Gray Powder Coat	S1R6PTGRY
Satin Nickel Plated	S1R6PTNKL



6" Fire-Rated Poke-Through for Furniture Feed Applications

Kit includes:

- (1) Hubbell SystemOne 6" floor fitting (S1R6PTFIT)
- (1) 6" furniture feed flange and cover assembly (S1R6FFCVRxx)
- (1) 2" conduit fitting (S1RFFFIT2)
- (1) ¾" conduit fitting (S1RFFFIT075)
- (1) Set 1½ inch sub-plate extensions (S1R6SPEXT)

Brushed Aluminum	S1R6PTFFALU
Black Powder Coat	S1R6PTFFBLK
Brushed Brass Plated	S1R6PTFFBRS
Antique Bronze Plated	S1R6PTFFBRZ
Gray Powder Coat	S1R6PTFFGRY
Satin Nickel Plated	S1R6PTFFNKL

Note: xx indicates finish options.
Extron is a registered trademark of Extron Electronics.



AV Inspired Fire-Rated Poke-Through

The Hubbell S1PTAVxxx offers an industry leading 1½" data/AV EMT and ¾" power EMT to maximize use of the 4" core hole.




Multiple Sub-Plates

Allow for use of most standard and third party devices.



Fire Rating

Fire barrier expands during fire conditions to maintain the floor's fire rating up to four hours.



Unique Cover Design

Durable cast aluminum construction available in black, gray, brass, aluminum and ivory powder coat finishes.



Specifications



- UL installation spacing: minimum two feet on center, not more than one per 65 square feet of floor area in each span
- Hubbell SystemOne Fire-Rated Poke-Throughs are approved for use in the City of Chicago
- Meets ADA standards for accessible design, section 4.3.8

Design Applications

For data centers, education, cafeterias, commercial office space, retail, etc.



For technical files, including BIM models, CAD files and Customer drawings, visit www.hubbell.com/hubbellpremisewiring/en under Resources > Technical.



Complies with UL514 A & C

Hubbell SystemOne 4-Inch Core Hole One-Piece Poke-Throughs

All Hubbell SystemOne 4-inch core, one-piece poke-throughs include the sub-plate and cover to simplify your order and reduce installation time. Units are also available with a power junction box installed. The junction box is also available for purchase separately.



One-Piece 4X4 Poke-Through

Description

Assembled unit includes:

- Hubbell SystemOne 4X4 floor fitting (S1PT4X4FIT)
- 4X4 sub-plate (S1SP4X4)
- Finish flange and universal carpet cover assembly (S1CFCxx)
- 4-hour fire classification

Keystone openings accept Hubbell modular jacks, X-END connectors and flush multimedia Snap Fit connectors. Receptacles feature single or two circuit wiring and isolated ground capability.

Color

Aluminum Finish
Brass Finish
Black/Brass Finish
Black
Gray

Without Junction Box

① **S1PT4X4AL**
S1PT4X4BRS
S1PT4X4BRS3
S1PT4X4BL
S1PT4X4GY

With Junction Box*

S1PT4X4ALJ
S1PT4X4BRSJ
S1PT4X4BRS3J
S1PT4X4BLJ
S1PT4X4GYJ



One-Piece Dual Style Line® Decorator Poke-Through

Assembled unit includes:

- Hubbell SystemOne dual channel floor fitting (S1PTFIT)
- Dual Style Line Decorator opening sub-plate (S1SP)
- Finish flange and universal carpet cover assembly (S1CFCxx)
- 4-hour fire classification

Style Line Decorator openings accept two Style Line Decorator or one surge or GFCI receptacle and one Style Line Decorator receptacle. Outlet frames can be used to convert the application to a 6-port multi-service or a 12-port all communication solution. Fitting is 4-hr rated at 100% fill to accommodate (12) Cat 6A cables (0.330" diameter).

Aluminum Finish
Brass Finish
Black
Gray

② **S1PTAL**
S1PTBRS
S1PTBL
S1PTGY

S1PTALJ
S1PTBRSJ
S1PTBLJ
S1PTGYJ



One-Piece Modular AV Poke-Through

Assembled unit includes:

- Hubbell SystemOne AV floor fitting (S1PTAVFIT)
- 20A, 125V power and 3-unit Hubbell iSTATION sub-plate (S1SP3IM)
- Finish flange and universal carpet cover assembly (S1CFCxx)
- 4-hour fire classification

The Hubbell iSTATION recessed opening can accommodate datAVoice/audio and video solutions including 15-pin VGA, RCA, S-Video, 3.5mm stereo, X-END, HDMI and XLR microphone jacks.

Aluminum Finish
Brass Finish
Black
Gray

③ **S1PT3IMAL**
S1PT3IMBRS
S1PT3IMBL
S1PT3IMGY

S1PT3IMALJ
S1PT3IMBRSJ
S1PT3IMBLJ
S1PT3IMGYJ



One-Piece Furniture Feed Poke-Through

Assembled unit includes:

- Hubbell SystemOne AV floor fitting (S1PTAVFIT)
- Hubbell SystemOne Furniture Feed Cover Plate (S1SPFFxx)
- 4-hour fire classification

This solution provides (1) 3/4" conduit for power and (1) 1/2" conduit for low-voltage; furnished with two screw-in flexible metal conduit connectors

Aluminum Finish
Brass Finish
Black
Gray

④ **S1PTFFAL**
S1PTFFBRS
S1PTFFBL
S1PTFFGY

S1PTFFALJ
S1PTFFBRSJ
S1PTFFBLJ
S1PTFFGYJ



*Junction box factory installed on through floor fitting

DELIVERY | SystemOne 4" Through Floor Fittings for Concrete



Hubbell SystemOne 4-Inch Core Hole, Three-Piece Units

4X4 Through Floor Fitting

Description	Without Junction Box	With Junction Box*
Through floor fitting with two 3/4" E.M.T. for communications and one 3/4" E.M.T. for power. For use with Hubbell SystemOne universal covers and S1SP4X4 and S1SPTL series sub-plates only. Universal cover and sub-plate ordered separately. 4-hour fire classification.	S1PT4X4FIT	① S1PT4X4FITJ


Dual Channel Through Floor Fitting

Through floor fitting with two 1" E.M.T. conduit stems to feed power and/or communication services. For use with Hubbell SystemOne universal covers and all Hubbell sub-plates except S1SP4X4 and S1SPTL series. Universal cover and sub-plate ordered separately. 4-hour fire classification.	S1PTFIT	② S1PTFITJ
--	----------------	-------------------

AV Through Floor Fitting

Through floor fitting with one 3/4" E.M.T. conduit stem for power and one 1 1/2" E.M.T. conduit stem for communication services. Ideal for demanding, high capacity audio/video and data requirements. For use with Hubbell SystemOne universal covers and all Hubbell sub-plates except S1SP4X4 and S1SPTL series. Universal cover and sub-plate ordered separately. 4-hour fire classification.	S1PTAVFIT	③ S1PTAVFITJ
---	------------------	---------------------

*Junction box factory installed on through floor fitting.



Hubbell SystemOne Universal Covers

Color	Carpet Catalog No.	Tile Catalog No.
Aluminum Finish	④ S1CFCAL	⑤ S1TFCAL
Brass Finish	S1CFCBRS	S1TFCBRS
Black	S1CFCBL	S1TFCBL
Gray	S1FCGY	S1TFCGY
Ivory	S1CFCI	S1TFCI

















Poke-Through Accessories

Description	Catalog No.
Abandonment plate, black	⑥ S1AP4BL
Abandonment plate, gray	S1AP4GY
Fire-rated closure plug, black	⑦ S1FRP4BL
Fire-rated closure plug, gray	S1FRP4GY
Power junction box with trade size knockouts: (1) top 1", (1) bottom 3/4", (2) side 1/2", (1) side 3/4"	⑧ S1FRPTJB
Pre-pour tube, includes hardware	⑨ S1R4PPT*

*Note: UL Listed



Complies with UL514 A & C

Description	Catalog No.	Description	Catalog No.	Description	Catalog No.
Style Line® Decorator/GFCI (2) Style Line decorator openings for power and/or datacom applications	 S1SP	Duplex/Duplex (2) duplex openings for power and/or datacom applications	 S1SPDU	Duplex/Style Line® Decorator (1) duplex and (1) Style Line decorator opening for power and/or datacom applications	 S1SPDUSL
Hubbell 4 X 4 (4) 20A, 125V receptacles, (4) keystone openings for Hubbell jacks or flush AV connectors; power can be wired as single or two circuit with isolated ground capability	 S1SP4X4	Carpet Furniture Feed Cover/Flange* (1) 3/4" and (1) 1 1/2" NPT access holes for power and/or datacom applications; universal cover not required; includes carpet flange		Tile Furniture Feed Cover/Flange* (1) 3/4" and (1) 1 1/2" NPT access holes for power and/or datacom applications; universal cover not required; includes tile flange	
Provided with 15' wire leads	S1SP4X415	Aluminum Fin.	S1SPFFAL	Aluminum Fin.	S1SPFFTAL
Provided with 30' wire leads	S1SP4X430	Brass Fin.	S1SPFFBRS	Brass Fin.	S1SPFFTBRS
		Black	S1SPFFBL	Black	S1SPFTBL
		Gray	S1SPFFGY	Gray	S1SPFTGY
Single Receptacle + Data Opening for 20 or 30A Twist-Lock® receptacle (1.56" OD) and (2) keystone openings for Hubbell jacks or flush AV connectors	 S1SPTL	Hubbell DataCom + Power (1) 20A, 125V receptacle and 3 unit recessed Hubbell iSTATION opening for data, voice and AV applications	 S1SP3IM	Hubbell DataCom + Duplex (1) duplex opening, (2) flush keystone openings and 1.5 unit recessed Hubbell iSTATION opening for data, voice and AV applications	 S1SPDU2IM
Hubbell DataCom + Style Line® Decorator (1) Style Line decorator opening, (2) flush keystone openings and 1.5 unit recessed Hubbell iSTATION opening for data, voice and AV applications	 S1SPSL2IM	Hubbell DataCom 1 unit flush Hubbell iSTATION opening and 3 unit recessed Hubbell iSTATION opening for data, voice and AV applications	 S1SP4IM	Active Multimedia + Power Single 20A, 125V receptacle, (2) flush keystone openings, (1) rectangular Style Line® decorator opening to accommodate active multimedia modules or low voltage outlet frames	 S1SPAMM20
Extron® or FSR + Power (1) 20A, 125V receptacle, recessed opening for (3) single Extron® MAAP series adapter plates or FSR IPS plates	 S1SPEXT1	Extron® or FSR + Power (1) 20A, 125V receptacle, recessed opening for (1) single Extron MAAP and (2) single AAP series adapter plates or FSR IPS plates	 S1SPEXT2	Extron® or FSR Single-Service Recessed opening for (2) single Extron MAAP and (2) single AAP series adapter plates or FSR IPS plates	 S1SPEXT3
Extron® AAP + Power (1) 20A, 125V receptacle, (2) flush keystone and recessed openings for (2) single Extron AAP Series adapter plates	 S1SPEXT4				

*Furnished with two screw-in flexible metal conduit connectors. See Section F for complete offering of Hubbell jacks and frames. See page T16 for FRPT Configuration Chart.



①



②



③



④

Sub-Plate Accessories

Description	Color			
	Aluminum Finish	Brass Finish	Black	Gray
Replacement threaded conduit plugs				
1 1/2" plug	S1FP15AL	S1FP15BRS	① S1FP15BL	S1FP15GY
3/4" plug	S1FP34AL	S1FP34BRS	② S1FP34BL	S1FP34GY

See T02 for colors/finishes; Use with S1SPFFxx and S1SPFTxx only; Sub-plate supplied with plugs

Decorator Frames	
Color	Catalog No.
Blank Style Line®, Black	③ NS620BK
2-Port, Style Line, Black	NS612BK
4-Port, Style Line, Black	④ NS614BK
6-Port, Style Line, Black	NS616BK

Extron is a registered trademark of Extron Electronics.



Complies with UL514 A & C

DELIVERY | SystemOne 4" Configuration Chart

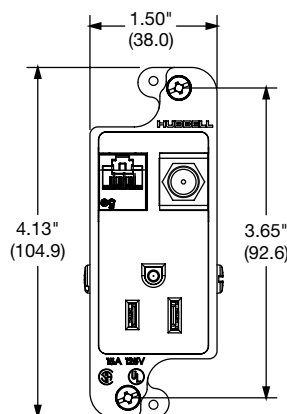
Approved for use in the City of Chicago (Except S1PFB)

Sub-Plates		Floor Boxes				4" Core Hole Fire-Rated Poke-Throughs			
		Non-Metallic	Metal			S1PTFIT	S1PT4X4FIT	S1PTAVFIT	
		S1PFB	S1CFB	S1SFB	S1SFBAV				
S1SP	Style Line® Decorator/GFCI		3	3.5	3.5	3.5	✓+	✗	✓
S1SPDU	Duplex/Duplex		3	3.5	3.5	3.5	✓+	✗	✓
S1SPDUSL	Duplex/Style Line® Decorator		3	3.5	3.5	3.5	✓+	✗	✓
S1SP4X4	Hubbell 4X4		4	4	4	4	✗	✓+	✗
S1SPTL	Twist-Lock® Receptacle + Data		4	4	4	4	✗	✓+	✗
S1SP3IM	Hubbell DataCom + Power		5	5	5	5	✓	✗	✓+
S1SP4IM	Hubbell DataCom		3.5	3.5	3.5	3.5	✓	✗	✓+
S1SPDU2IM	Hubbell DataCom + Duplex		5	5	5	5	✓	✗	✓+
S1SPSL2IM	Hubbell DataCom + Style Line® Decorator		5	5	5	5	✓	✗	✓+
S1SPFFxx (Carpet)	Furniture Feed Cover/ Flange (Replace xx with BRS (Brass Finish), AL (Aluminum Finish), BL (Black) or GY (Gray)		3	3.5	3.5	3.5	✓	✗	✓+
S1SPFTxx (Tile)			3	3.5	3.5	3.5	✓	✗	✓+
S1SPEXT1	Extron® or FSR® MAAP + Power		4	4	4	4	✓	✗	✓+
S1SPEXT2	Extron® or FSR® AAP/ MAAP + Power		4	4	4	4	✓	✗	✓+
S1SPEXT3	Extron or FSR® Datacom		4.5	4.5	4.5	4.5	✓	✗	✓+
S1SPEXT4	Extron or FSR® AAP + Flush Keystone + Power		4	4	4	4	✓	✗	✓+
S1SPAMM20	Active Multimedia + Flush Keystone + Power		5	5	5	5	✓	✗	✓+
S1FCxx SystemOne Carpet Cover	Hubbell SystemOne Floor Boxes and FRPTs use SystemOne Universal Covers (Replace xx with BRS (Brass Finish), AL (Aluminum Finish), BL (Black), GY (Gray) or I (Ivory)		Signifies minimum depth of concrete pour in inches for Hubbell SystemOne Floor Boxes.				✓+ Recommended Floor Fitting	✓ Alternative Floor Fitting	✗ Not Compatible
S1TFCxx SystemOne Tile Cover			Extron® is a registered trademark of Extron Electronics. FSR® is a registered trademark of FSR, Inc.						

Delivery - Section T



Requires unique box shown below



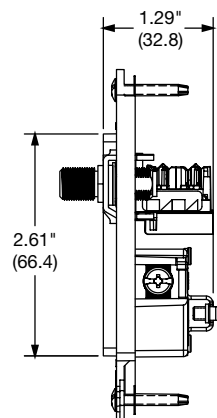
Patented

JLOAD provides low voltage and power in the same frame

Specifications



- UL Listed tamper-resistant receptacle
- Unique mounting strap for use with R1600 box
- Minimum spacing for power and low voltage
- RoHS compliant



①









②



③

JLOAD® Multimedia Outlet

Description	Color	 		 	
					
JLOAD multimedia outlet, specifically designed to provide power, Category 5e and coaxial in a single gang box; requires JLOAD multimedia box RJ600; perfect for HDTV and computer use where a combination of power and data are needed; includes decorator frame, (1) Category 5e, (1) F-connector and (1) power receptacle 125V with voltage divider	Black Gray Ivory Light Almond White	RJ650BKTR RJ650GYTR RJ650ITR RJ650LATR RJ650WTR	①	RJ620BKTR RJ620GYTR RJ620ITR RJ620LATR RJ620WTR	
JLOAD multimedia outlet, includes decorator frame with two open ports for custom configuration and one power receptacle 125V with voltage divider	Black Gray Ivory Light Almond White	RJ65BKTR RJ65GYTR RJ65ITR RJ65LATR RJ65WTR	②	RJ62BKTR RJ62GYTR RJ62ITR RJ62LATR RJ62WTR	
JLOAD multimedia box, 3" deep with seven ½" knockouts, non-metallic sheathed cable clamps on each side; screw in mounting to stud; divider provided with JLOAD outlet	Steel	RJ600	③	RJ600	



1



2

3



4



5



6

Three Service Aluminum Service Poles

Description	Color		10' 2" (3.10m)	12' 2" (3.71m)	15' 2" (4.62m)
(2) 20A 125V Style Line® duplex receptacles; one circuit	Black	□	HBLPP10BK	HBLPP12BK	HBLPP15BK
	Gray	□	HBLPP10A	HBLPP12A	HBLPP15A
	Ivory	□	HBLPP10AI	HBLPP12AI	HBLPP15AI
	Office White	①	HBLPP10OW	HBLPP12OW	HBLPP15OW
	White		HBLPP10W	HBLPP12W	HBLPP15W
	Clear Anod. Aluminum		HBLPP10AAL	HBLPP12AAL	HBLPP15AAL
(1) Orange isolated ground 20A 125V Style Line duplex receptacle; (1) 20A 125V Style Line duplex receptacle; two circuits	Black	□	HBLPP10IGBK	—	—
	Gray	□	HBLPP10IGA	—	—
	Ivory	□	HBLPP10IGAI	—	—
	Office White	②	HBLPP10IGOW	—	—
	White		HBLPP10IGW	—	—
	Clear Anod. Aluminum		HBLPP10IGAL	—	—
(2) Orange isolated ground 20A 125V Style Line duplex receptacles; (1) isolated ground surge suppression 20A 125V duplex receptacle; one circuit	Black	□	HBLPP10SBK	—	—
	Gray	□	HBLPP10SA	—	—
	Ivory	□	HBLPP10SAI	—	—
	Office White	③	HBLPP10SOW	—	—
	White		HBLPP10SW	—	—
	Clear Anod. Aluminum		HBLPP10SAL	—	—
(1) 20A 125V GFCI Self Test duplex receptacle with (2) ground fault protected 20A 125V Style Line duplex receptacles; one circuit	Black	□	HBLPP10GFBK	HBLPP12GFBK	HBLPP15GFBK
	Gray	□	HBLPP10GF	HBLPP12GF	HBLPP15GF
	Ivory	□	HBLPP10GFI	HBLPP12GFI	HBLPP15GFI
	Office White	□	HBLPP10GFOW	HBLPP12GFOW	HBLPP15GFOW
	White	□	HBLPP10GFW	HBLPP12GFW	HBLPP15GFW
	Clear Anod. Aluminum	④	HBLPP10GFAL	HBLPP12GFAL	HBLPP15GFAL
Blank pole; divider; (4) Style Line device knockouts	Black		HBLPPOBK	HBLPPO12BK	HBLPPO15BK
	Gray		HBLPPOA	HBLPPO12A	HBLPPO15A
	Ivory		HBLPPOAI	HBLPPO12AI	HBLPPO15AI
	Office White		HBLPPOOW	HBLPPO12OW	HBLPPO15OW
	White		HBLPPOW	HBLPPO12W	HBLPPO15W
	Clear Anod. Aluminum		HBLPPOAAL	HBLPPO12AAL	HBLPPO15AAL

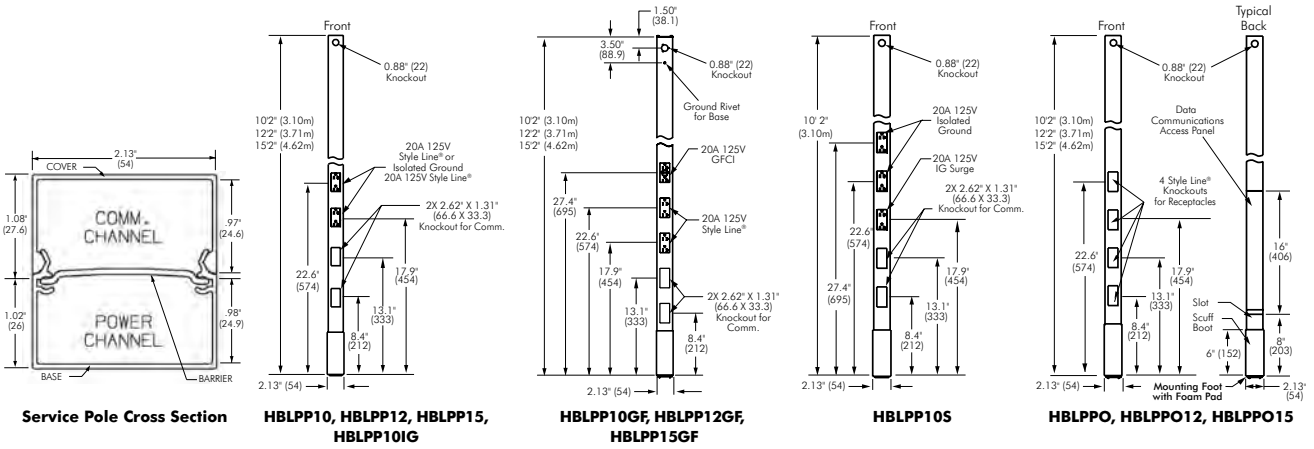
Accessories

Description	Catalog No.
Adjustable T-bar assembly for mounting poles in the middle of ceiling tile	⑤ ATB*
Replacement service pole trim kit (Office White)	⑥ PPTRIM1*

*Note: UL Listed

Delivery - Section T

Dimensions Inches (mm)



Custom Poles

Using the chart below, you are able to create a custom service pole.

Position		1	2	3	4	5	6	7	8	9	10	11	12	13	14
Selections	S P	1	0	0	2	1	1	B	B	B	X	X	X	C	I

Example: **SP100211BBBXXXCI**

10 feet 02 inches, (2) rectangular Style Line® knockouts for data, (3) HBL2162 duplex receptacles, (2) circuits (first two receptacles on Circuit #1, remaining receptacles on Circuit #2), Ivory

Worksheet

Position		1	2	3	4	5	6	7	8	9	10	11	12	13	14
Selections	S P														

Position 1 and 2: Height to the nearest foot 08-22'

Position 3 and 4: Height in inches up to 11" 00-11"

Position 5, 6, 7, 8, 9, 10, 11, 12:
Starting at Position 5, select datacom knockouts/device frames followed by power receptacle/power knockout options. If the service pole is power only, select receptacle options starting at Position 5. Empty positions should be filled with an "X" to designate an empty field.

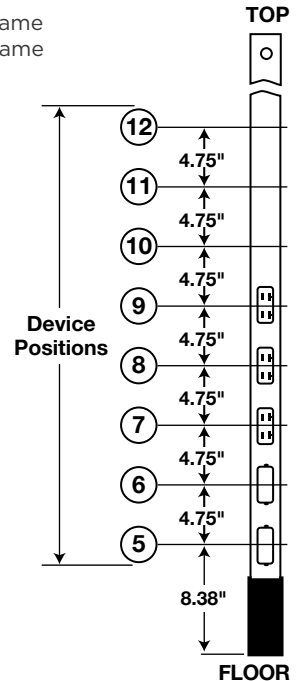
Note: If power receptacles are chosen, then power knockouts may not be chosen in the same service pole.

Data Selections

- 1 - Rectangular Style Line® knockout
- 2 - ½" NPT knockout (0.875" diameter)
- 3 - ¾" NPT knockout (1.109" diameter)
- 4 - 2-port Style Line data frame, 1-gang, 2-port voice/data frame
- 5 - 3-port Style Line data frame, 1-gang, 3-port voice/data frame

Power Selections

- 6 - Rectangular Style Line knockout (for blank poles only)
- 7 - ½" NPT knockout (0.875" diameter, for blank poles only)
- 8 - ¾" NPT knockout (1.109" diameter, for blank poles only)
- A - 5362, 20A, 125V AC, duplex
- HBL2162, 20A, 125V AC, Style Line duplex
- B - IG5362, 20A, 125V AC, I.G. duplex
- C - IG2162, 20A, 125V AC, I.G. Style Line duplex
- D - HBL4700, 15A, 125V AC, Twist-Lock® duplex
- G - IG4700, 15A, 125V AC, I.G. Twist-Lock duplex
- IG2310, 20A, 125V AC, I.G. Twist-Lock single
- H - IG5361, 20A, 125V AC, I.G. single
- I - HBL5361, 20A, 125V AC, single
- J - HBL2310, 20A, 125V AC, Twist-Lock single
- K - HBL2610, 30A, 125V AC, Twist-Lock single
- L - HBL2320, 20A, 250V AC, Twist-Lock single
- M - HBL2620, 30A, 250V AC, Twist-Lock single
- N - IG4710, 15A, 125V AC, I.G. Twist-Lock single
- O - HBL4710, 15A, 125V AC, Twist-Lock single
- Q - HBL5662, 15A, 250V AC, duplex
- R - IG5662, 15A, 250V AC, I.G. duplex
- S - HBL5661, 15A, 250V AC, single
- T - IG5661, 15A, 250V AC, I.G. single
- U - HBL5462, 20A, 250V AC, duplex
- V -
- W -
-



Position 13: Power Circuits

Z - No circuits (should only be selected when the service poles has ONLY data and/or power knockouts)

A - All devices on a single circuit

B - 2 circuits, first receptacle on Circuit #1, remaining receptacles on Circuit #2

C - 2 circuits, first 2 receptacles on Circuit #1, remaining receptacles on Circuit #2

D - 2 circuits, first 3 receptacles on Circuit #1, remaining receptacles on Circuit #2

E - 2 circuits, first 4 receptacles on Circuit #1, remaining receptacles on Circuit #2

F - 2 circuits, first 5 receptacles on Circuit #1, remaining receptacles on Circuit #2

G - 2 circuits, first 6 receptacles on Circuit #1, remaining receptacles on Circuit #2

H - 2 circuits, first 7 receptacles on Circuit #1, remaining receptacles on Circuit #2

Position 14: Color

I - Ivory

G - Gray

- White

W - Black

- Aluminum with clear anodized finish

K -

A -



DELIVERY

Raceway

Hubbell Raceway systems have been designed to address today's data intensive applications and multimedia installations. Features include easy configurability, compliant bend radius corners and fittings, deep boxes for use with audio/video, fiber and category rated cabling and connections.

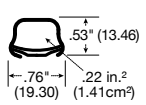

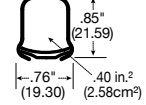
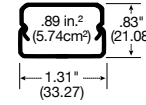
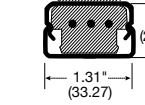
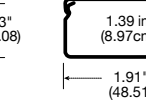
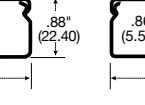
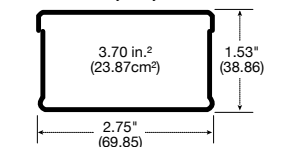
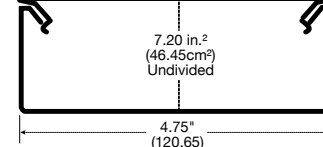
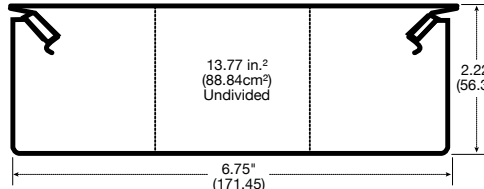


Index

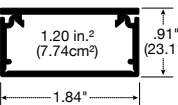
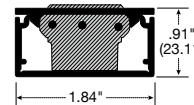
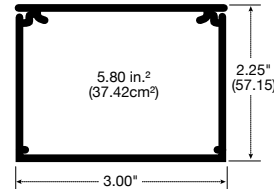
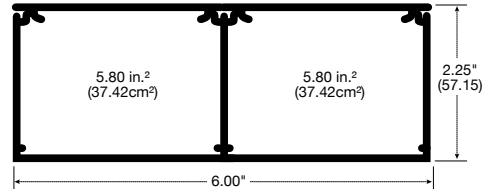
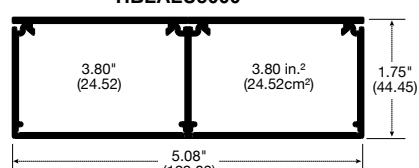
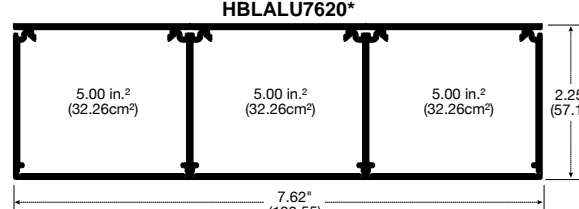
Raceway Profiles, Quick Reference Guide.....	U03
Metal Raceway.....	U04
HBL500, HBL700 and HBL750 Series.....	U05
HBL2000 and HBL2000A Series.....	U11
Metal PlugTrak® Series.....	U13
HBL2400 and HBL2400D Raceway.....	U14
HBL2400 and HBL2400D Series.....	U15
HBL3000 Series.....	U19
HBL4750 Series.....	U23
HBL6750 Series.....	U29
Aluminum Raceway.....	U34
HBLALU2000 Series.....	U35
Aluminum PlugTrak® Series.....	U37
HBLALU3800 and HBLALU4800 Series.....	U39
HBLALU5000 and HBLALU7620 Series.....	U43
Device Brackets and Wallplates.....	U46
Frame Modules and Modular Connector Fittings.....	U47
Metal/Aluminum Raceway Wire Fill Capacity Chart and Compatibility.....	U48
Metal and Aluminum Raceway Cross Reference.....	U49
PREMISETRAK® Non-Metallic Raceway.....	U55
LANTRAK® Non-Metallic Raceway.....	U57
WALLTRAK® Non-Metallic Raceway.....	U58
BASETRAK® Non-Metallic Raceway.....	U60
SUPER BASETRAK® Non-Metallic Raceway.....	U62
Non-Metallic PlugTrak®.....	U63
Non-Metallic Raceway Wallplates and Modular Connector Fittings.....	U64
Non-Metallic Raceway Wire Fill Capacity and Compatibility.....	U65
Pre-Wired Raceway Systems.....	U66

Quick Reference Guide Inches (mm)

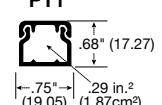
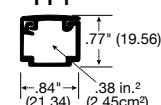
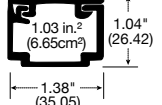
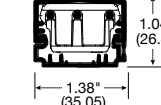
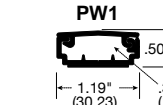
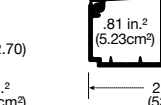
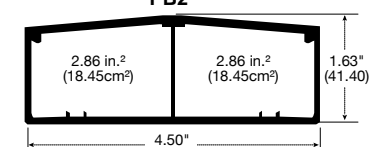
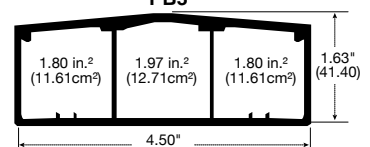
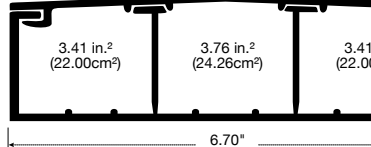
Color: Ivory, Gray or White

<p>HBL500 Ivory/White</p>  <p>.53" (13.46) .76" (19.30) → .22 in.² (1.41cm²)</p> <p>Page S5</p>	<p>HBL700 Ivory/White</p>  <p>.67" (16.90) .76" (19.30) → .26 in.² (1.67cm²)</p> <p>Page S5</p>	<p>HBL750 Ivory/White</p>  <p>.85" (21.59) .76" (19.30) → .40 in.² (2.58cm²)</p> <p>Page S5</p>	<p>HBL2000/A Ivory/Gray</p>  <p>.89 in.² (5.74cm²) .83" (21.08) 1.31" (33.27)</p> <p>Page S11</p>	<p>Metal PlugTrak® Ivory/Gray</p>  <p>.83" (21.08) 1.31" (33.27)</p> <p>Page S13</p>	<p>HBL2400 Ivory</p>  <p>1.39 in.² (8.97cm²) .88" (22.40) 1.91" (48.51)</p> <p>Page S15</p>	<p>HBL2400D Ivory</p>  <p>.86 in.² (5.55cm²) .88" (22.40) 1.91" (48.51) → .37 in.² (2.39cm²)</p> <p>Page S15</p>
<p>HBL3000* Ivory/Gray</p>  <p>3.70 in.² (23.87cm²) 1.53" (38.86) 2.75" (69.85)</p> <p>Page S19</p>	<p>HBL4750* Ivory/Gray</p>  <p>7.20 in.² (46.45cm²) Undivided 1.75" (44.45) 4.75" (120.65)</p> <p>Page S23</p>	<p>HBL6750* Ivory/Gray</p>  <p>13.77 in.² (88.84cm²) Undivided 2.22" (56.39) 6.75" (171.45)</p> <p>Page S29</p>				

Color: Satin Anodized Finish

<p>HBLALU2000</p>  <p>1.20 in.² (7.74cm²) .91" (23.11) 1.84" (46.74)</p> <p>Page S35</p>	<p>Aluminum PlugTrak®</p>  <p>.91" (23.11) 1.84" (46.74)</p> <p>Page S37</p>	<p>HBLALU3800*</p>  <p>5.80 in.² (37.42cm²) 2.25" (57.15) 3.00" (76.20)</p> <p>S39</p>	<p>HBLALU4800*</p>  <p>5.80 in.² (37.42cm²) 5.80 in.² (37.42cm²) 2.25" (57.15) 6.00" (152.40)</p> <p>Page S40</p>
<p>HBLALU5000*</p>  <p>3.80 in.² (24.52) 3.80 in.² (24.52cm²) 1.75" (44.45) 5.08" (129.03)</p> <p>Page S43</p>	<p>HBLALU7620*</p>  <p>5.00 in.² (32.26cm²) 5.00 in.² (32.26cm²) 5.00 in.² (32.26cm²) 2.25" (57.15) 7.62" (193.55)</p> <p>Page S44</p>		

Color: Office White, White and Black

<p>PT1</p>  <p>.68" (17.27) .75" (19.05) → .29 in.² (1.87cm²)</p> <p>Page S55</p>	<p>PP1</p>  <p>.77" (19.56) .84" (21.34) → .38 in.² (2.45cm²)</p> <p>Page S56</p>	<p>PL1</p>  <p>1.03 in.² (6.65cm²) 1.04" (26.42) 1.38" (35.05)</p> <p>Page S57</p>	<p>Non-Metallic PlugTrak®</p>  <p>1.04" (26.42) 1.38" (35.05)</p> <p>Page S63</p>	<p>PW1</p>  <p>.50" (12.70) 1.19" (30.23) → .30 in.² (1.94cm²)</p> <p>Page S58</p>	<p>PW2</p>  <p>.81 in.² (5.23cm²) .79 in.² (5.10cm²) 1.04" (26.42) 2.12" (53.85)</p> <p>Page S59</p>
<p>PB2*</p>  <p>2.86 in.² (18.45cm²) 2.86 in.² (18.45cm²) 1.63" (41.40) 4.50" (114.30)</p> <p>Page S60</p>	<p>PB3</p>  <p>1.80 in.² (11.61cm²) 1.97 in.² (12.71cm²) 1.80 in.² (11.61cm²) 1.63" (41.40) 4.50" (114.30)</p> <p>Page S61</p>	<p>PS3*</p>  <p>3.41 in.² (22.00cm²) 3.76 in.² (24.26cm²) 3.41 in.² (22.00cm²) 1.97" (50.04) 6.70" (170.18)</p> <p>Page S62</p>			

*Available PRE-WIRED

Products at a Glance



HBL500, HBL700 and HBL750 Series

- Hubbell's exclusive HBL750 Series adds an additional profile for data and electrical applications



Innovative Box Design

- Hubbell Handi-Screw® eases installation by eliminating difficult to install long screws
- Rounded corners with no sharp edges
- One seam construction provides a clean look
- Box design allows standard wallplates to be mounted flush with virtually no perimeter profile exposed
- Full line of metal wallplates available; see Section V



Enhanced Datacom Capabilities

- Capacity for up to five Category 5e, three Category 6, or two Category 6A cables
- Available with 1½ inch (38.10mm) Category 6 and 6A bend radius fittings
- Largest single channel low profile raceway available in its class
- Ideal for datacom and oversized neutral applications



White Metal Raceway

- HBL750 Series available in white
- Full line of product
- Additional color options available for architects and interior designers



Retrofit Box for Fire Alarm Detectors

- Fits most manufacturers of audible alarm systems
- Compatible with HBL500, HBL700 and HBL750 Series metal raceway
- Available in white and ivory

HBL500, HBL700 and HBL750 Series Inches (mm)

HBL500, HBL700 and HBL750 Series	Description	Color	Length	HBL500 Series	HBL700 Series	HBL750 Series
	Base and Cover Available in 5ft (1.5m) lengths, packed 50ft (15m) per carton and 10ft (3m) lengths, packed 100ft (30m) per carton. HBL5701C coupling furnished with each length.	Ivory Ivory White	5ft 10ft 10ft	– HBL50010IV HBL50010W A: .53" (13.46) B: .76" (19.30)	– HBL700IV HBL700W A: .67" (16.90) B: .76" (19.30)	HBL7505IV HBL75010IV HBL75010W A: .85" (21.59) B: .76" (19.30)




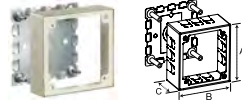




	Color	1-Gang	2-Gang	3-Gang	4-Gang	5-Gang	6-Gang
Standard	Ivory	HBL5748IVA	HBL57482IVA	HBL57483IVA	HBL57484IVA	HBL57485IVA	HBL57486IVA
	White	HBL5748WA	HBL57482WA	HBL57483WA	–	–	–
		A: 4.54" (115.32) B: 2.82" (71.63) C: 1.75" (44.45)	A: 4.54" (115.32) B: 4.64" (117.86) C: 1.75" (44.45)	A: 4.54" (115.32) B: 6.45" (163.88) C: 1.75" (44.45)	A: 4.54" (115.32) B: 8.26" (209.91) C: 1.75" (44.45)	A: 4.54" (115.32) B: 10.01" (255.93) C: 1.75" (44.45)	A: 4.54" (115.32) B: 11.89" (301.96) C: 1.75" (44.45)
Shallow	Ivory	HBL5747IVA	HBL57472IVA	HBL57473IVA	–	–	–
	White	HBL5747WA	HBL57472WA	–	–	–	–
		A: 4.54" (115.32) B: 2.82" (71.63) C: 1.38" (35.05)	A: 4.54" (115.32) B: 4.64" (117.86) C: 1.38" (35.05)	A: 4.54" (115.32) B: 6.45" (163.88) C: 1.38" (35.05)			
Deep	Ivory	HBL5744SIVA	HBL5744S2IVA	HBL5744S3IVA	–	–	–
	White	HBL5744SWA	HBL5744S2WA	–	–	–	–
		A: 4.54" (115.32) B: 2.82" (71.63) C: 2.25" (57.00)	A: 4.54" (115.32) B: 4.64" (117.86) C: 2.25" (57.00)	A: 4.54" (115.32) B: 6.45" (163.88) C: 2.25" (57.00)			
Extra Deep	Ivory	HBL5744IVA	HBL57442IVA	HBL57443IVA	–	–	–
	White	HBL5744WA	HBL57442WA	–	–	–	–
		A: 4.54" (115.32) B: 2.82" (71.63) C: 2.75" (69.85)	A: 4.54" (115.32) B: 4.64" (117.86) C: 2.75" (69.85)	A: 4.54" (115.32) B: 6.45" (163.88) C: 2.75" (69.85)			
Base Trade Size KOs		2 - 1/2"	1 - 1/2", 3/4" Concentric 1 - Rectangular	3 - 1/2"	4 - 1/2"	5 - 1/2"	6 - 1/2"

Note: For datacom applications, box selection is dependent on depth of jacks; see Section B



Extension Boxes	Description	Color	1-Gang	1-Gang Deep	1-Gang Blank	2-Gang	3-Gang
	Extension Boxes To extend existing flush switch and receptacle boxes. Blank is used where it is desired to blank original outlet.	Ivory White	HBL5751IVA HBL5751WA A: 4.54" (115.32) B: 2.82" (71.63) C: 1.38" (35.05)	HBL5751AIVA HBL5751AWA A: 4.54" (115.32) B: 2.82" (71.63) C: 1.75" (44.45)	HBL5760IVA – A: 4.54" (115.32) B: 2.82" (71.63) C: 1.13" (28.70)	HBL57512IVA – A: 4.54" (115.32) B: 4.64" (117.86) C: 1.38" (35.05)	HBL57513IVA – A: 4.54" (115.32) B: 6.45" (163.88) C: 1.38" (35.05)





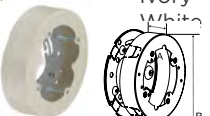
HBL500, HBL700 and HBL750 Series Inches (mm)

1-Gang Specialty Boxes			2-Gang Specialty Boxes		
Description	Color	1-Gang	Description	Color	2-Gang
<p>Low Profile Switch/Receptacle Base has 1/2in trade size KOs.</p> 	Ivory White	<p>HBL5748SIVA HBL5748SWA A: 4.54" (115.32) B: 2.82" (71.63) C: 1.13" (28.70)</p>	<p>Alarm Device Box Surface mounting of alarm devices and safety signals.</p> 	Ivory White Red	<p>HBL5752IVA – HBL5752RA A: 4.54" (115.32) B: 4.64" (117.86) C: 1.38" (35.05)</p>
<p>Combination Switch/Receptacle Connects surface runs of 1/2in trade size conduit, one raceway twistout each side and three raceway twistouts top and bottom.</p> 	Ivory White	<p>HBL5745IVA HBL5745WA A: 4.54" (115.32) B: 2.82" (71.63) C: 1.75" (44.45)</p>	<p>Extra Deep Alarm Device Box For surface mounting of alarm devices and safety signals. Cover is 2.75in (69.85) deep.</p> 	Ivory White Red	<p>HBL5753IVA – HBL5753RA A: 4.54" (115.32) B: 4.64" (117.86) C: 2.75" (69.85)</p>
<p>Utility Box* For use as a tee, cross, pull box, junction box or blank box. Base has 1/2in trade size KOs.</p> 	Ivory White	<p>HBL57242IVA HBL57242WA A: 4.12" (104.78) B: 2.00" (50.80) C: 1.39" (35.31)</p>	<p>Distribution Box Twistouts permit three parallel raceway runs on each side. Cover takes devices with mounting screw centers of 2.75in (69.85), 3.5in (89.00), 4.06in (103.00) and canopy fixture not larger than 4.63in (117.00). Can be used with HBL5736IV (blank cover) to create junction box.</p> 	Ivory White	<p>HBL5735IVA – A: 4.54" (115.32) B: 4.64" (117.86) C: 1.38" (35.05)</p>

Note: *Use Catalog No. HBL5791 for connecting 1/2in EMT to HBL5745 and HBL57242 boxes.



Description	Color	4.75 inches O.D.	5.50 inches O.D.	6.38 inches O.D.
<p>Extension Box (Open Base) For mounting on 3.25in (83.00) or 4in (102.00) round or square conduit boxes or other recessed outlets. Cover takes any device with mounting screw centers of 2.75in (69.85), 3.5in (89.00) and 4.06in (103.00).</p>	Ivory White	<p>HBL5737IVA HBL5737WA A: 1.02" (26.00) B: 4.75" (120.65)</p>	<p>HBL5737AIVA HBL5737AWA A: 1.02" (26.00) B: 5.50" (140.00)</p>	<p>HBL5739AIVA – A: 1.02" (26.00) B: 6.38" (162.01)</p>
<p>Fixture Box (Solid Base) To hang fixtures. Cover takes any device with mounting screw centers of 2.75in (69.85), 3.5in (89.00) and 4.06in (103.00). Both boxes can be used as a pull or junction box when used with HBL5736IV/W (blank cover).</p>	Ivory White	<p>HBL5738IVA HBL5738WA A: 1.02" (26.00) B: 4.75" (120.65)</p>	<p>HBL5738AIVA HBL5738AWA A: 1.02" (26.00) B: 5.50" (140.00)</p>	<p>HBL5739IVA HBL5739WA A: 1.02" (26.00) B: 6.38" (162.01)</p>

Specialty Round Boxes			Round Covers		
Description	Color	Catalog No.	Description	Color	Catalog No.
<p>Outlet Box For devices with mounting screw centers of 1.47in (37.00), 1.63in (41.00), 1.69in (44.00) or 1.84in (46.00).</p> 	Ivory White	<p>HBL5733IVA – A: 1.02" (26.00) B: 3.00" (76.00)</p>	<p>Blank Cover For use with HBL5733IVA. Has 1/2in trade size KO in center.</p> 	Ivory White	<p>HBL5731IV – A: .24" (6.10) B: 2.40" (60.96)</p>
<p>Fanbox with Solid Base Cover accepts fan bracket with mounting centers of 3.2in (81.00). Rated for fans and fixtures up to 50lb.</p> 	Ivory White	<p>HBL5738AFIVA HBL5738AFWA A: .38" (9.75) B: 4.19" (106.30)</p>	<p>Blank Cover For use with HBL5735IVA, HBL5737IVA/WA, HBL5737AIVA/WA, HBL5739AIVA, HBL5738IVA/WA, HBL5738AIVA/WA and HBL5739IVA/W. Has 1/2in trade size KO in center.</p> 	Ivory White	<p>HBL5736IV HBL5736W A: .38" (9.75) B: 4.19" (106.30)</p>
<p>Retrofit Box for Fire Alarm Detectors For installing round alarm sensors.</p> 	Ivory White	<p>HBL5739AABIVA HBL5739AABWA A: 1.62" (41.15) B: 6.50" (165.10)</p>			

HBL500, HBL700 and HBL750 Series Inches (mm)


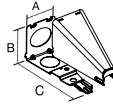

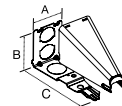

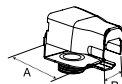

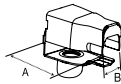

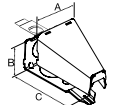

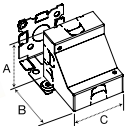
Elbows	Description	Color	HBL500 Series	HBL700 and HBL750 Series	Description	Color	HBL500, HBL700 & HBL750 Series
	Internal Elbow For inside surfaces at right angles.	Ivory White	HBL517IV HBL517W A: 3.33" (84.51) B: .58" (14.73) C: 3.33" (84.51)	HBL717IVA HBL717WA A: 3.33" (84.51) B: .90" (22.86) C: 3.33" (84.51)	Internal Elbow Bend Radius For inside surface at right angles requiring a 1.5in (38.10) bend radius. Suitable for Category 5, 5e, 6 and 6A applications.	Ivory White	HBL5717BRIVA - A: 3.33" (84.51) B: .91" (23.11) C: 3.33" (84.51)
	External Elbow For outside surfaces at right angles.	Ivory White	HBL518IV HBL518W A: 2.59" (65.71) B: .58" (14.73) C: 2.59" (65.71)	HBL718IVA HBL718WA A: 2.59" (65.71) B: .90" (22.86) C: 2.59" (65.71)	External Elbow Bend Radius For outside surfaces at right angles requiring a 1.5in (38.10) bend radius. Suitable for Category 5, 5e, 6 and 6A applications.	Ivory White	HBL5718BRIVA - A: 4.86" (123.43) B: .78" (19.80) C: 1.35" (34.28)
	90° Flat Elbow For right angle turns on same surface.	Ivory White	HBL511IV HBL511W A: 2.68" (68.13) B: .61" (15.50) C: 2.68" (68.13)	HBL711IVA HBL711WA A: 2.68" (68.13) B: .90" (22.86) C: 2.68" (68.13)	Flat Elbow Bend Radius For right angle turns requiring a 1.5in (38.10) bend radius. Suitable for Category 5, 5e, 6 and 6A applications.	Ivory White	HBL5711BRIVA - A: 3.16" (80.34) B: .91" (23.11) C: 3.16" (80.34)
	45° Flat Elbow For diagonal 45° turns on same surface.	Ivory White	HBL512IV - A: 2.46" (62.61) B: .58" (14.73) C: 2.46" (62.61)	HBL712IVA - A: 2.70" (68.49) B: .91" (23.06) C: 2.70" (68.49)	Internal Twisted Elbows For 90° twist with 90° turn. For double turn at right angles from one to another. From a flat run on a side wall to a flat run on a ceiling, edge of door or window trim.	Ivory White Ivory White	Right Elbow HBL5711RHIVA HBL5711RHWA Left Elbow HBL5711LHIVA HBL5711LHWA A: 2.98" (75.72) B: .94" (23.75) C: 3.00" (76.20)


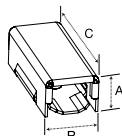

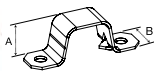

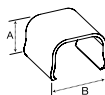

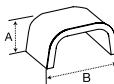
Tees	Description	Color	HBL500, HBL700 & HBL750 Series	Description	Color	HBL500, HBL700 & HBL750 Series
	For branches at right angles.	Ivory White	HBL5715IVA HBL5715WA A: 3.06" (77.67) B: 1.14" (28.86) C: 3.03" (76.96)	HBL5715BRIVA - A: 5.55" (140.88) B: .90" (22.86) C: 3.16" (80.34)		

Fittings	Description	Color	HBL500, HBL700 & HBL750 Series	Description	Color	HBL500, HBL700 & HBL750 Series
	Support Clip For supporting lengths of HBL500, HBL700 or HBL750 raceway.	Ivory White	HBL5703IV HBL5703W A: 2.51" (63.75)	HBL5700FIVA HBL5700FWA A: 18.00" (457.20)		

Delivery Raceway - Section U

HBL500, HBL700 and HBL750 Series Inches (mm)

End Fittings	Description	Color	HBL500, HBL700 & HBL750 Series	Description	Color	HBL500, HBL700 & HBL750 Series	
	Entrance Connector One 3/4in KO for panel or conduit connection. One 3/4in chase nipple and locknut furnished.	Ivory White	HBL5786AIVA HBL5786AWA	A: 1.50" (38.10) B: 1.84" (46.74) C: 3.89" (98.87)	Adjustable Offset Connector Two 1/2in KOs for panel or conduit connection. Eliminates offsetting raceway when connecting to surface type panel boxes. One 1/2in chase nipple and locknut furnished.	Ivory White	HBL5786IVA HBL5786WA
							
	Elbow Box Connector For connecting raceway at right angles to conduit boxes, panel boxes, etc. having 1/2in nipple for trade size conduit.	Ivory White	HBL5783IVA -	A: 2.13" (54.05) B: 1.24" (31.50)	Elbow Conduit Connector For connecting raceway at right angles to 1/2in trade size conduit or armored cable connectors.	Ivory White	HBL5784IVA -
							
Combination Connector For connecting raceway without offsetting to any 3.25in (83.00) or 4in (102.00) outlet box mounted on the surface with a KO for 1/2in trade size conduit. Spring steel bushing eliminates need for conduit nipple and locknut.	Ivory White	HBL5785AIVA HBL5785AWA	A: 1.50" (38.10) B: 1.84" (46.74) C: 3.89" (98.87)	Corner Box For connecting HBL500, HBL700 or HBL750 Raceway from ceiling or corner. Each leg of base has 1/2in trade size KO.	Ivory White	HBL5719IVA HBL5719WA	
							

Fittings	Description	Color	HBL500 Series	HBL700 Series	HBL750 Series	
	Transition Fitting For transitioning from either Wiremold® V500 to Hubbell HBL500 Raceway or Wiremold® V700 to Hubbell HBL700 Raceway or Hubbell HBL750 Raceway.	Ivory White	HBL500TFIV -	A: .65" (16.51) B: .89" (22.61) C: 2.15" (54.61)	HBL700TFIV -	HBL750TFIV -
						
	Mounting Strap (one- or two-hole) For mounting HBL500, HBL700 or HBL750 Raceway to surface. Convert to one-hole by breaking off at score.	Ivory White	HBL504IV HBL504W	A: .58" (14.73) B: .50" (12.70)	HBL7004IV HBL7004W	HBL7504IV HBL7504W
						
Connection Cover To cover potential openings where two lengths of like raceways come together.	Ivory White	HBL506IV HBL506W	A: .60" (15.24) B: .80" (20.31)	HBL7006IV HBL7006W	HBL7506IV HBL7506W	
						
Bushing Protect wires from potential abrasion. Fits into end of HBL500, HBL700 or HBL750 Raceway.	Zinc Plated Steel	HBL502B	A: .35" (8.83) B: .70" (17.68)	HBL7002B	HBL7502B	
						

Note: Wiremold® is a registered trademark of the Wiremold Company.

HBL500, HBL700 and HBL750 Series Inches (mm)

Fittings	Description	Material	HBL500, HBL700 & HBL750 Series		Description	Material	HBL500, HBL700 & HBL750 Series
	Box Connector For connecting raceway to conduit boxes or panel boxes having KO for conduit. May also be used for conduit type fittings.	Zinc Plated Steel	HBL5781 ½" NPT (13) Male A: .75" (19.1) B: 1.24" (31.62)	HBL5781A ¾" NPT (19) Male A: .75" (19.1) B: 1.24" (31.62)	½in EMT Connector For connecting raceway to conduit boxes or panel boxes having KO for conduit.	Zinc Plated Steel	HBL5791 A: 1.20" (30.48) B: 1.09" (27.70)
	Conduit Connector For connecting raceway to conduit.	Zinc Plated Steel	HBL5782C ½" NPT (13) Female A: .75" (19.1) B: 1.75" (44)	HBL5782A ¾" (19.1) Female A: .75" (19.1) B: 1.75" (44)	Coupling For joining and supporting lengths of HBL500, HBL700 or HBL750 Raceway.	Galvanized Steel	HBL5701C A: 2.00" (50.80)
	Grounding Clamp Provides grounding means for ½in trade size conduit using locknut.	Galvanized Steel	HBL5709GC A: 1.04" (26.03) B: 1.18" (29.84)		Ground Clamp Used to provide additional grounding of raceway or to ground remotely located devices. Attach ground wire to screw as required by National Electrical Code.	Galvanized Steel	HBL5709 A: 2.00" (50.80)
	Special Nipple For hanging or connecting either .375in (9.5) or .5in (12.7) fixtures to Hubbell fittings with ½in trade size KOs.	Zinc Plated Steel	HBL5780 A: .63" (16.00)		Armored Cable Connector For connecting 14/2, 14/3, 12/2 and 12/3 "MC" and armored cable to Hubbell fittings. A short piece of HBL500, HBL700 or HBL750 Series Raceway must be used between this connector and the Hubbell fitting. Not for connection to ½in (12.7) flex conduit.	Galvanized Steel	HBL5790B A: 2.00" (50.80) B: .99" (25.25)

Tools	Description	Color	HBL500, HBL700 & HBL750 Series
	Raceway Bender Portable bender for HBL500, HBL700 or HBL750 Series Raceway		HBL600B
	Touch-Up Paint Pen	Ivory White	HBLIWEP HBLWWEPE

Products at a Glance



HBL2000A Raceway

- 600V AC Rated
- Higher capacity power applications (up to 26 #12 AWG wires)
- Available in cover only or base and cover options



Innovative Box Design

- Hubbell Handy-Screw® eases installation by eliminating difficult to install long screws
- Rounded corners with no sharp edges
- One seam construction provides a clean look
- Box design allows standard wallplates to be mounted flush with virtually no perimeter profile exposed
- Full line of metal wallplates available, see Section V



Bend Radius Fittings

- 1½ inch (38.10mm) bend radius
- Ideal for high speed data cables including Category 5, 5e, 6 and 6A applications



Metal PlugTrak® Featuring Exclusive Receptacle Design

- Gray or Ivory scratch resistant finish
- Multiple spacing configurations
- Hubbell designed and manufactured single receptacle
- Insulation displacement wiring provides superior wire retention
- Mates with HBL2000 Series metal raceway
- Available in 3 foot (0.9m), 5 foot (1.5m) and 6 foot (1.8m) lengths
- Tamper-resistant and USB versions available

HBL2000 and HBL2000A Series Inches (mm)

HBL2000 Series	Description	Color	Catalog No.	HBL2000A Series	Description	Color	Catalog No.
	Base and Cover (300V Rated) Cover is 0.025in (0.635) thick up to 300V AC applications. Packed 50ft (15m) per carton, 5ft (1.5m) lengths.	Ivory Gray	HBL2000BCIV HBL2000BCGY A: 60.00" (1,524.00) B: 1.31" (33.27) C: .83" (21.08)			Base and Cover (600V Rated) Cover is 0.040in (1.016) thick up to 600V AC or higher capacity power applications (up to 26 #12AWG wires). Packed 50ft (15m) per carton, 5ft (1.5m) lengths.	Ivory Gray

Base and Cover	Description	Color	Catalog No.	Description	Color	Catalog No.
	5ft Base Only For use with HBL2000 and HBL2000A raceway. Packed 50ft (15m) per carton, 5ft (1.5m) lengths.	Ivory Gray	HBL2000B5IV HBL2000B5GY A: 60.00" (1,524.00) B: 1.31" (33.27)			5ft Cover Only (300V Rated) Cover is 0.025in (0.635) thick. Packed 50ft (15m) per carton, 5ft (1.5m) lengths.
				5ft Cover Only (600V Rated) Cover is 0.040in (1.016) thick up to 600V AC or higher capacity power applications (up to 26 #12AWG wires). Packed 50ft (15m) per carton, 5ft (1.5m) lengths.	Ivory Gray	HBL2000CAIV HBL2000CAGY A: 60.00" (1,524.00) B: 1.31" (33.27)

Device Boxes	Description	Color	Catalog No.	Description	Color	Catalog No.
	1-Gang Device Box For deep switches and receptacles. Base has one 1/2in trade size KO and rectangular KO for extension to wall box.	Ivory Gray	HBL2048IV HBL2048GY A: 4.54" (115.32) B: 2.82" (71.63) C: 1.75" (44.45)			2-Gang Device Box For deep switches and receptacles. Base has one 1/2in trade size KO and rectangular KO for extension to wall box.

Elbows	Description	Color	Catalog No.
	Internal Elbow Bend Radius For inside surface at right angles requiring a 1.5" (38.10) bend radius. Suitable for Category 5, 5e, 6 and 6A applications.	Ivory Gray	HBL2017BRIV* HBL2017BRGY* A: .85" (21.56) B: 3.47" (88.11)
	External Elbow Bend Radius For outside surfaces at right angles requiring a 1.5in (38.10) bend radius. Suitable for Category 5, 5e, 6 and 6A applications.	Ivory Gray	HBL2018BRIV* HBL2018BRGY* A: 5.11" (129.72)
Flat Elbow Bend Radius For branches at right angles requiring a 1.5in (38.10) bend radius. Suitable for Category 5, 5e, 6 and 6A applications.	Ivory Gray	HBL2011BRIV* HBL2011BRGY* A: 4.29" (109.03)	
Tees	Tee Fitting Bend Radius For branches at right angles. Couplings furnished. Suitable for Category 5, 5e, 6 and 6A applications.	Ivory Gray	HBL2015BRIV* HBL2015BRGY* A: 7.35" (186.78) B: 4.33" (110.00)

Note: *HBL2001C couplings included

HBL2000 and HBL2000A Series Inches (mm)

	Description	Color	Catalog No.	Description	Color	Catalog No.
End Fittings	Transition Fitting For transitioning from Wiremold® 2000 Raceway to Hubbell HBL2000 Raceway.	Ivory Gray	HBL2000TFIV HBL2000TFGY A: .82" (20.71) B: 1.38" (35.12) C: 2.04" (51.82)	Entrance End Fitting For connecting HBL2000 Raceway with one ½in conduit and armored cable connectors.	Ivory Gray	HBL2010A2IV HBL2010A2GY A: 3.01" (76.45) B: 1.30" (33.02) C: 1.49" (37.85)
	Blank End Fitting For closing open end of HBL2000 Raceway.	Ivory Gray	HBL2010BIV HBL2010BGY A: .78" (19.94)	Large Capacity Entrance End Fitting Offers larger capacity than HBL2010A2IV/GY. One ½in trade size KO on each side, ½in and ¾in concentric KOs on end and bottom.	Ivory Gray	HBL2010A3IV HBL2010A3GY A: 3.69" (93.80) B: 2.02" (51.18) C: 1.79" (45.36)
	End Reducing Connector For connecting HBL2000 Raceway to HBL500 Raceway through end of HBL2000 Raceway.	Ivory	HBL2089EIV A: .78" (19.81)	Side Reducing Connector For connecting HBL2000 Raceway to HBL500 Raceway through side of HBL2000 Raceway.	Ivory	HBL2089IV* A: 6.00" (152.40) B: 3.25" (82.55)
Fittings	Cover Clip Use to cover potential openings where two pieces of HBL2000 Raceway cover come together.	Ivory Gray	HBL2006IV HBL2006GY A: .75" (19.05)	Flush Plate Adaptor For feeding HBL2000 Raceway from an existing wall outlet. One ½in threaded stud with steel locknut for grounding.	Ivory Gray	HBL2051HIV HBL2051HGY A: 4.50" (114.30)
	Wire Clip For holding conductors in place in the raceway base. For use with HBL2000CIV/GY cover only.	Galvanized Steel	HBL2000WC A: .44" (11.18) B: .24" (6.03) C: 1.24" (31.50)	Wire Clip For holding conductors in place in the raceway base. For use with HBL2000CAIV/GY cover only.	Galvanized Steel	HBL2000WCA A: .44" (11.18) B: .60" (15.17) C: 1.24" (31.50)
	Coupling For joining lengths of HBL2000 Raceway.	Galvanized Steel	HBL2001C A: 2.00" (50.80)	Supporting Clip For temporarily supporting lengths of HBL2000 Raceway at any point. Mount with #6 flat head fastener. Has set screw for locking to raceway. Raceway must be screwed to the wall for secure fastening.	Galvanized Steel	HBL2003SC A: 2.00" (50.80)
	Ground Clamp For connection of equipment grounding conductor to provide an additional ground to raceway. Galvanized	Galvanized Steel	HBL2009GC A: 1.00" (25.64)			

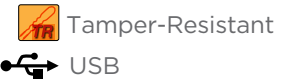
*HBL2001C couplings included.

	Description	Catalog No.	Description	Color	Catalog No.
Tools	Cutter Portable cutter for HBL2000 Series Raceway. (Not for use with HBL2000A series).	HBL620C	Touch-Up Paint Pen	Ivory Gray	HBLIWEP HBLGWEP
	Cutter Replacement Blade Set	HBL620BCK			

Wiremold® is a registered trademark of the Wiremold Company.

Metal PlugTrak® Series

Available in Standard, Isolated Ground (IG), Tamper-Resistant (TR) and USB (U) versions



	Amp Circuits	Single Recept.	USB Recept. Ports (in)	Recept. Spacing		Ivory	Gray	Description	Color	Catalog No.
				6	12					
3 Foot	15 Single	6	-	6		HBL20GB306IV	HBL20GB306GY	1-Gang Device Box	Ivory	HBL2048IV
									Gray	HBL2048GY
	15 IG/Single	6	-	6		HBL20IG306IV	HBL20IG306GY	2-Gang Device Box	Ivory	HBL20482IV
	15 TR/Single	6	-	6		HBL20GB306IVTR	HBL20GB306GYTR		Gray	HBL20482GY
	15 USB/Single	2	2	12		HBL20GB312UIV	-	-		
	20 Single	6	-	6		HBL24GB306IV	HBL24GB306GY			
20 TR/Single	6	-	6		HBL24GB306IVTR	HBL24GB306GYTR				
5 Foot	15 Single	10	-	6		HBL20GB506IV	HBL20GB506GY	External Elbow	Ivory	HBL2018BRIV
	15 Single	5	-	12		HBL20GB512IV	HBL20GB512GY		Gray	HBL2018BRGY
	15 Two	5	-	12		HBL20GBA512IV	HBL20GBA512GY	Flat Elbow	Ivory	HBL2011BRIV
	15 IG/Single	5	-	12		HBL20IG512IV	HBL20IG512GY		Gray	HBL2011BRGY
	15 TR/Single	5	-	12		HBL20GB512IVTR	HBL20GB512GYTR			
	20 Single	10	-	6		HBL24GB506IV	HBL24GB506GY	Tee	Ivory	HBL2015BRIV
	20 Single	5	-	12		HBL24GB512IV	HBL24GB512GY		Gray	HBL2015BRGY
	20 Two	5	-	12		HBL24GBA512IV	HBL24GBA512GY	-		
	20 TR/Single	5	-	12		HBL24GB512IVTR	HBL24GB512GYTR			
6 Foot	15 Single	12	-	6		HBL20GB606IV	HBL20GB606GY	Entrance End Fitting	Ivory	HBL2010A2IV
	15 Single	8	-	9		HBL20GB609IV	HBL20GB609GY		Gray	HBL2010A2GY
	15 Single	6	-	12		HBL20GB612IV	HBL20GB612GY	Large Entrance End Fitting	Ivory	HBL2010A3IV
	15 Single	4	-	18		HBL20GB618IV	HBL20GB618GY		Gray	HBL2010A3GY
	15 Two	8	-	9		HBL20GBA609IV	HBL20GBA609GY	Blank End Fitting	Ivory	HBL2010BIV
	15 Two	6	-	12		HBL20GBA612IV	HBL20GBA612GY		Gray	HBL2010BGY
	15 Two	4	-	18		HBL20GBA618IV	HBL20GBA618GY	-		
	15 IG/Single	12	-	6		HBL20IG606IV	HBL20IG606GY			
	15 USB/Single	4	4	12		HBL20GB612UIV	-	Cover Clip	Ivory	HBL2006IV
	20 Single	12	-	6		HBL24GB606IV	HBL24GB606GY		Gray	HBL2006GY
	20 Single	6	-	12		HBL24GB612IV	HBL24GB612GY	Supporting Clip	Galvanized Steel	HBL2003SC*
	20 Single	4	-	18		HBL24GB618IV	HBL24GB618GY			
	20 Two	6	-	12		HBL24GBA612IV	HBL24GBA612GY	Coupling	Galvanized Steel	HBL2001C
	20 Two	4	-	18		HBL24GBA618IV	HBL24GBA618GY			
Portable	15 Single	40	6	6	-	HBL20C215IV	HBL20C215GY	Internal Corner Coupling	Galvanized Steel	HBL2017TC
	15 USB/Single	40	6	4	2	HBL20C215UIV	-			
	15 Single	64	6	10	-	HBL20C315IV	HBL20C315GY			




Note: IG = Isolated Ground; TR = Tamper-Resistant; U = USB
 Hubbell Metal PlugTrak is supplied with (2) HBL2010BIV/GY blank end fittings and (1) HBL2001C coupling; Catalog No. suffix "IV" for Ivory finish and "GY" for Gray finish; outlets match raceway color; IG Isolated Ground receptacles have Orange triangles; Portable PlugTrak includes 15A circuit breaker

Note: *Support clip HBL2003SC for supporting Portable Metal PlugTrak only
 See pages U11-U12 for additional information

Delivery Raceway - Section U

Products at a Glance



HBL2400 and HBL2400D Raceway

- Increased capacity, over HBL2000 Series raceway
- Divided base allows for dual services within one raceway profile



Innovative Box Design

- Hubbell Handi-Screw® eases installation by eliminating difficult to install long screws
- Rounded corners with no sharp edges
- One seam construction provides a clean look
- Box design allows standard wallplates to be mounted flush with virtually no perimeter profile exposed
- Full line of metal wallplates available; see Section V




Bend Radius Fittings



- 1½ inch (38.10mm) bend radius
- Ideal for high speed data cables including Category 5, 5e, 6 and 6A applications

BL2400 and HBL2400D Series Inches (mm)


HBL2400 Series	Description	Color	Catalog No.
	Undivided Base and Cover Packed 50ft (15m) per carton, 5ft (1.5m) lengths.	Ivory	HBL2400BCIV A: 60.00" (1,524.00) B: 1.91" (48.51) C: .88" (22.40)







HBL2400 Series Base and Cover	Description	Color	Catalog No.	Description	Color	Catalog No.
	10ft Base, Undivided Packed 50ft (15m) per carton, 10ft (3m) lengths.	Ivory	HBL2400B10IV A: 120.00" (3,048.00) B: 1.91" (48.51)	5ft Cover Packed 50ft (15m) per carton, 5ft (1.5m) lengths.	Ivory	HBL2400CIV A: 60.00" (1,524.00) B: 1.89" (48.00)
	5ft Base, Undivided Packed 50ft (15m) per carton, 5ft (1.5m) lengths	Ivory	HBL2400BIV A: 60.00" (1,524.00) A,B: 1.91" (48.51)			

Device Boxes	1-Gang				2-Gang			
	Description	Color	Type	Standard	Extra Deep	Standard	Extra Deep	
	Device Box For deep switches and receptacles. Base has one 1/2in trade size KO and rectangular KO for extension to wall box.	Ivory	Divided	—	HBL2444DIVA	—	HBL2444D2AIV	HBL2444D2AIV
	Ivory	Undivided	HBL2448IVA A: 4.54" (115.32) B: 2.82" (71.63) C: 1.75" (44.45)	HBL2444IVA A: 4.54" (115.32) B: 2.82" (71.63) C: 2.75" (69.85)	HBL24482IV A: 4.54" (115.32) B: 4.64" (117.86) C: 1.75" (44.45)	HBL24442IV A: 4.54" (115.32) B: 4.64" (117.86) C: 2.75" (69.85)		

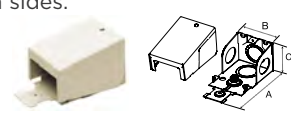
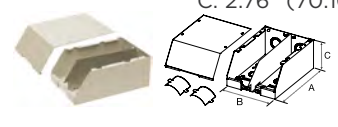
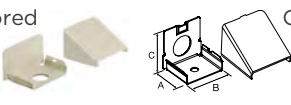
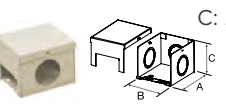
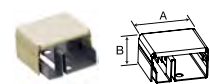







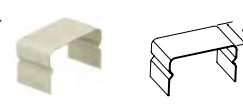
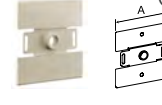




Elbows and Tees	Description	Color	Type	Catalog No.	Description	Color	Type	Catalog No.
	Internal Elbow Bend Radius For inside surfaces at right angles, requiring a 1.5in (38.10) bend radius. Suitable for Category 5, 5e, 6 and 6A applications.	Ivory	Divided	HBL2417DFOIV*	External Elbow Bend Radius For right angle turns around external corners. Suitable for Category 5, 5e, 6 and 6A applications.	Ivory	Divided	HBL2418DFOIV*
		Ivory	Undivided	HBL2417IV** A: 1.91" (48.51) B: 3.60" (91.30)		Ivory	Undivided	HBL2418IV** A: 1.91" (48.51) B: 3.83" (97.28)
	90° Flat Elbow Bend Radius For right angle turns on same surface. Suitable for Category 5, 5e, 6 and 6A applications.	Ivory	Divided	HBL2411DFOIV*	Tee Fitting Bend Radius For branches at right angles. Suitable for Category 5, 5e, 6 and 6A applications.	Ivory	Divided	HBL2415DFOIV*
		Ivory	Undivided	HBL2411IV** A: 6.00" (152.40) B: 5.00" (127.00) C: .90" (22.86)		Ivory	Undivided	HBL2415IV** A: 7.30" (185.42) B: 4.99" (126.75) C: 1.44" (36.58)

Note: *HBL2401DC couplings included. **HBL2401C couplings included.

HBL2400 and HBL2400D Series Inches (mm)

End Fittings	Description	Color	Type	Catalog No.	Description	Color	Type	Catalog No.	
	Entrance End Fitting End fitting with 1/2 in and 3/4 in concentric trade size KOs on end and bottom. Additional 1/2 in trade size KOs on sides.	Ivory	Divided	-	HBL2410CIV A: 3.69" (93.8) B: 2.02" (51.2) C: 1.79" (45.4)	Entrance End Fitting Bend Radius Divided, bend radius end fitting to feed HBL2400 and HBL2400D Series Raceway. Includes 1 in and 3/4 in trade size KOs on back and end. Removable divider and bend radius inserts included.	Ivory	Divided	HBL2410DFOIV Ivory Undivided - A: 7.08" (179.83) B: 4.72" (119.89) C: 2.76" (70.10)
									
	Entrance End Fitting For connecting HBL2400 Raceway with one 1/2 in conduit and armored cable connectors.	Ivory	Divided	-	HBL2410AIV A: 1.16" (29.50) B: 1.89" (49.00) C: 1.66" (42.20)	Entrance End Fitting Full Capacity Full capacity entrance end to feed HBL2400 Series Raceway. Includes (3) 1 in and 3/4 in concentric trade size KOs.	Ivory	Divided	HBL2410FCIV Ivory Undivided - A: 3.04" (77.23) B: 2.61" (66.29) C: 2.23" (56.64)
									
Transition Fitting For transitioning from Wiremold® 2400D/2400 Raceway to Hubbell HBL2400/HBL2400D Raceway.	Ivory	Divided	-	HBL2400DTFIV HBL2400TFIV A: 2.02" (51.31) B: 1.06" (26.92)	Blank End Fitting For closing open end of HBL2400 Raceway.	Ivory	Divided	HBL2410BDIV HBL2410BIV A: 1.17" (29.72) B: 1.96" (49.78) C: .84" (21.34)	
									

Fittings	Description	Color	Catalog No.	Description	Color	Catalog No.
	End Reducing Connector For connecting HBL2400 Raceway to HBL2000 Raceway through end of HBL2400 Raceway.	Ivory	HBL2420REDIV* A: 3.81" (96.77) B: 2.07" (52.58) C: .90" (22.86)	End Reducing Connector For connecting HBL4750 Raceway to HBL2400 Raceway through end of HBL4750 Raceway. Includes HBL2401DC coupling (HBL4751AC not included).	Ivory	HBL4724REDIV A: 4.75" (120.65) B: 3.00" (76.20) C: 1.55" (39.37)
						
	Side Reducing Connector For connecting HBL2400 Raceway to HBL500 Raceway through side of HBL2400 Raceway.	Ivory	HBL2489IV* A: 3.75" (95.25) B: 1.91" (48.51) C: .82" (20.83)	Bridge Fitting For allowing HBL2400 Series Raceway to bridge over existing installations of HBL2400, HBL750 and HBL500 Series Raceways.	Ivory	HBL2475DBRIV A: 5.60" (142.24) B: 2.92" (74.17) C: 1.63" (41.40)
						
	Cover Clip Use to cover potential openings where two pieces of HBL2400 Raceway cover come together.	Ivory	HBL2406IV A: 1.50" (38.10)	Flush Plate Adaptor For feeding HBL2400 Raceway from an existing wall outlet box 1/2 in trade size male nipple. Provided with locknut for grounding.	Ivory	HBL2451HIV* A: 4.50" (114.30)
						
Wire Clip (Plated) For holding conductors in place.	Galvanized Steel	HBL2400WC A: 1.69" (42.93) B: 1.00" (25.40) C: .79" (20.00)	Ground Clamp (Plated) For connection of equipment grounding conductor to provide an additional ground to raceway.	Galvanized Steel	HBL2409GC A: .41" (10.41)	
						
Coupling (Plated), Divided For joining lengths of HBL2400 Raceway.	Galvanized Steel	HBL2401DC A: 2.00" (50.80) B: 1.86" (47.24)	Coupling (Plated), Undivided For joining lengths of HBL2400 Raceway.	Galvanized Steel	HBL2401C A: 2.00" (50.80) B: 1.86" (47.24)	
						

Note: *Only used on HBL2400 Series Undivided Raceway

Wiremold® is a registered trademark of the Wiremold Company.

HBL2400 and HBL2400D Series Inches (mm)

	Description	Color	Catalog No.	Description	Color	Catalog No.
Devices and Frames	Receptacle Bracket and Frame For use with power devices with maximum width of 1.35in (84.3) and in low voltage applications with ISF frames found on page U46.	Ivory	HBL24106RRK* A: 6.00" (152.40) B: 2.02" (51.31)	Duplex Bracket and Frame For use with power devices with maximum width of 1.35in (84.3) and in low voltage applications with BR106AL and Q106AL frames found on page U46.	Ivory	HBL24106DRK* A: 6.00" (152.40) B: 2.02" (51.31)
	Lamp Holder Medium base lamp holder 660W 250V ceramic. Ivory (Cover) White Ceramic (Lamp Holder).	Ivory	HBL2426IV* A: 5.00" (127.00) B: 1.89" (48.01) C: 1.03" (26.16)			

Note: *For use with HBL2400 Series Undivided Raceway only

	Description	Color	Catalog No.
Tools	Touch-Up Paint Pen	Ivory	HBLIWEP

Products at a Glance



HBL3000 Series Extensive Line

- Full line of large, single channel, two piece metal raceway
- Easily mounts on walls or bench tops
- Large single channel base for power or datacom cables
- UL Listed and CSA Certified
- Available in ivory or gray powder coat finish



Innovative Box Design

- Hubbell Handi-Screw® eases installation by eliminating difficult to install long screws
- Rounded corners with no sharp edges
- One seam construction provides a clean look
- Large capacity allows for the installation of 30, 50 or 60A receptacles
- Utility box can be used as a tee, cross, junction box or as a branch circuit extension



Transition Fittings

- UL Classified to transition from Wiremold® 3000 Series metal raceway to Hubbell HBL3000 Series metal raceway
- Reducer fitting provides transition from Hubbell HBL3000 Series to Hubbell HBL2000 Series raceway



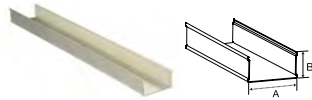
Plates and Covers

- Wide range of covers and cover plates accommodate the most demanding applications
- Removable cover and cover plates provide easy access to wiring compartment
- Precut covers and plates provide quick installation and are available in common configurations

Note: Wiremold® is a registered trademark of the Wiremold Company.

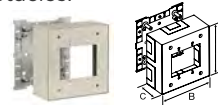
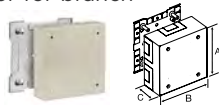
HBL3000 Series Inches (mm)

HBL3000 Series	Description	Color	Catalog No.	Description	Color	Catalog No.	
	Single Channel Base Packed 100ft (30.5m) per carton, 10ft (3m) lengths. Assembled cover and base dimensions. W: 2.75" (69.85) H: 1.53" (38.86)	Ivory Gray	HBL3000BIV HBL3000BGY	A: 2.73" (69.34) B: 1.47" (37.34)	5ft Cover Packed 100ft (30.5m) per carton, 5ft (1.5m) lengths.	Ivory Gray	HBL3000CEIV HBL3000CEGY




*(10) pieces per carton.
 Note: Device centers vary based on cover selection; consult factory for details.



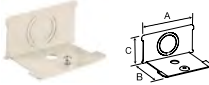
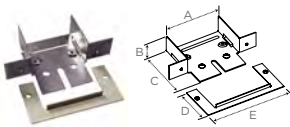
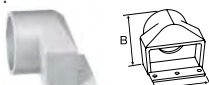
Boxes	Description	Color	Catalog No.	Description	Color	Catalog No.	
	Utility Box Cover has twistouts on all sides, allows for box to be used as tee, cross, junction box or for branch circuit extensions.	Ivory Gray	HBL3028IV HBL3028GY	A: 6.41" (162.89) B: 6.41" (162.89) C: 1.90" (48.26)	2-Gang Extra Deep Switch and Receptacle Box For standard 30, 50 and 60A straight blade receptacles.	Ivory Gray	HBL30442IV HBL30442GY

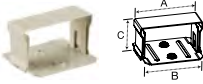



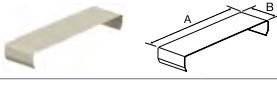






Elbows and Tees	Description	Color	Catalog No.	Description	Color	Catalog No.	
	Internal Corner Coupling For surfaces at right angles or for use as a straight-through fitting.	Ivory Gray	HBL3017TCEIV HBL3017TCEGY	A: 2.61" (66.29)	External Corner Coupling For right angle turns around external corners.	Ivory Gray	HBL3018AEIV HBL3018AEGY



HBL3000 Series Inches (mm)


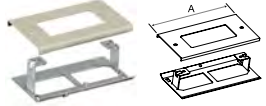
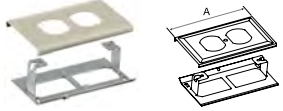
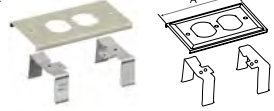

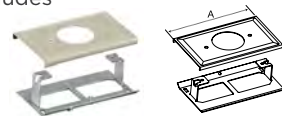

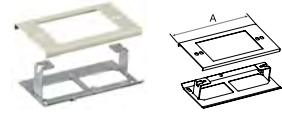

End Fittings	Description	Color	Catalog No.	Description	Color	Catalog No.
	Entrance End Fitting For connecting HBL3000 Raceway with 1/2in conduit and armored cable connectors.	Ivory Gray	HBL3010AEIV HBL3010AEGY A: 2.75" (69.85) B: 3.42" (86.87)	Entrance End Fitting For connecting HBL3000 Raceway with rigid or flexible conduit. Concentric 1/2in, 3/4in and 1in trade size KOs on end and each side.	Ivory Gray	HBL3010CIV HBL3010CGY A: 2.75" (69.85) B: 3.25" (82.55) C: 2.00" (50.80)
						
Blank End Fitting For closing open end of HBL3000 Raceway. Has concentric 1/2in and 3/4in trade size KOs.	Ivory Gray	HBL3010BIV HBL3010BGY A: 2.71" (68.92) B: 1.79" (45.36) C: 1.41" (35.84)	Panel Connector To connect HBL3000 Raceway with surface type boxes.	Ivory Gray	HBL3086IV HBL3086GY A: 4.60" (116.71) B: 1.19" (30.16) C: 3.00" (76.20) D: 1.94" (49.40) E: 3.76" (95.50)	
						
Conduit Connector To connect end of HBL3000 Raceway to 1 1/2in trade size conduit or connector.	Gray	HBL3082GY A: 2.91" (74.00) B: 2.75" (69.85)				
						

Fittings	Description	Color	Catalog No.	Description	Color	Catalog No.
	Transition Fitting For transitioning from Wiremold® 3000 Raceway to Hubbell HBL3000 Raceway.	Ivory Gray	HBL3000TFIV HBL3000TFGY A: 2.85" (72.39) B: 2.15" (54.61) C: 1.50" (38.04)	Take-Off Connector (Reducer) Transition Hubbell HBL3000 Raceway to Hubbell HBL2000 Raceway.	Ivory Gray	HBL3200REDIV HBL3200REDGY A: 2.75" (69.85) B: 2.25" (57.15)
						
	Wall Box Connector For connecting to HBL3000 Raceway from a flush mounted wall box.	Ivory Gray	HBL3014CIV HBL3014CGY A: 8.00" (203.20) B: 3.28" (83.31)	Tap-Off Fitting Has concentric 1/2in and 3/4in trade size KOs and twistout for communication cables.	Ivory Gray	HBL3046H2IV HBL3046H2GY A: 4.75" (120.65)
						
	Cover Clip Use to cover potential openings where two pieces of HBL3000 Raceway come together.	Ivory Gray	HBL3006EIV HBL3006EGY A: 2.78" (70.60) B: .75" (19.05)	Supporting Clip For supporting lengths of HBL3000 Raceway at any point. Mount with #8 flat head fastener. Has set screw for locking to raceway.	Ivory Gray	HBL3003IV HBL3003GY A: 2.81" (71.33) B: .75" (19.05)
						
Wire Clip (Plated) For holding conductors in place.	Zinc Plated Steel	HBL3000WCGY A: 1.00" (25.40)	Rigid Inside Coupling (Plated) For joining lengths of HBL3000 Raceway when added rigidity is required, i.e. raceway suspended overhead.	Zinc Plated Steel	HBL3001AGY A: 6.00" (152.40)	
						
Coupling (Plated) For joining lengths of HBL3000 Raceway.	Zinc Plated Steel	HBL3001GY A: 2.20" (55.75)				
						

*Galvanized Steel

Wiremold® is a registered trademark of the Wiremold Company.

HBL3000 Series Inches (mm)

Device Bracket and Cover Plates	Description	Color	Catalog No.	Description	Color	Catalog No.		
	Switch Cover For installing single pole, two pole, three way or four way switches. Includes HBL3007CGY device bracket.	Ivory Gray	HBL3040CEIV HBL3040CEGY A: 4.50" (114.30)		Rectangular Style Line® Recept. Cover For installing 15A and 20A rectangular duplex receptacles, GFCI, surge devices, and rectangular communication frames shown on page U46. Includes HBL3007CGY device bracket.	Ivory Gray	HBL3048RIV HBL3048RGY A: 4.50" (114.30)	
	Duplex Receptacle Cover For installing 15A and 20A duplex receptacles and duplex communication frames shown on page U46. Includes HBL3007CGY device bracket.	Ivory Gray	HBL3043BEIV HBL3043BEGY A: 4.50" (114.30)		Duplex Receptacle Cover For high strain/vibration. For installing 15A and 20A duplex receptacles and duplex communication frames shown on page U46. Includes device brackets.	Ivory Gray	HBL3046BEIV HBL3046BEGY A: 5.38" (136.65)	
	Single Receptacle Cover For installing straight blade and locking single receptacles with face diameters of 1.38in to 1.39in (35.05 to 35.31). Includes HBL3007CGY device bracket.	Ivory Gray	HBL3027AEIV HBL3027AEGY A: 4.50" (114.30)		Single Receptacle Cover For installing straight blade and locking single receptacles with face diameters of 1.56in to 1.57in (39.62 to 39.88). Includes HBL3007CGY device bracket.	Ivory Gray	HBL3033JEIV HBL3033JEGY A: 4.50" (114.30)	
	Blank Cover Has one 1/2in trade size KO in center. Includes HBL3007CGY bracket	Ivory Gray	HBL3036HEIV HBL3036HEGY A: 4.50" (114.30)		Extension Cover Cover accepts 3-wire 30A and 50A devices and standard commercially available flush plates. Includes HBL3007CGY device bracket. See page U46 for plate options.	Ivory Gray	HBL3051LEIV HBL3051LEGY A: 4.50" (114.30)	
	Device Bracket For mounting standard devices in HBL3000 Raceway. Use with commercially available flush plate (not furnished).	Zinc Plated Steel	HBL3007CGY A: 4.50" (114.30) B: 3.28" (83.31)					

*Galvanized Steel

Tools	Description	Color	Catalog No.
	Touch-Up Paint Pen 	Ivory Gray	HBLIWEP HBLGWEP

Products at a Glance



HBL4750 Device Bracket

- HBL4750 Device Bracket Plate provides excellent solution for power, data, voice, audio and video applications
- For use with Hubbell KP plates and Hubbell iSTATION modules and bezels
- Provides flush finish with overlap feature to hide potential miscuts




Application Capacity and Flexibility

- Flexible channel divider provides industry leading data capacity in the same profile with a 2/3 datacom split
- By-pass divider opening accepts GFCI or surge devices to be mounted in 70/30 divided channel
- Greater capacity offers more room for moves, adds and changes
- 50/50 split available by utilizing standard divider and divider clips
- Omit divider for maximum cable fill in single service applications



End Reducing Connector


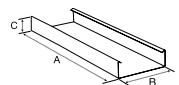
- Connects HBL4750 Raceway to HBL2400 Raceway through the end of HBL4750 Raceway
- Used to connect two different sized raceway profiles



Extensive Line

- 1¼ inch (31.75mm) bend radius fittings meet TIA/EIA requirements
- Integral bend radius offers a fixed solution that does not have to be installed as an option
- Large cross sectional area provides for maximum cable capacity
- Available external, internal, flat, tee and entrance end fittings
- UL Listed, CSA Certified


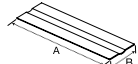

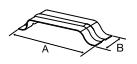

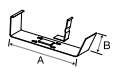

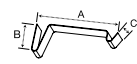

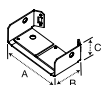


HBL4750 Series Inches (mm)

HBL4750 Series	Description	Color	Catalog No.	Description	Color	Catalog No.
	Single Channel Base Packed 50ft (15.24m) per carton, 10ft (3m) lengths.	Ivory Gray	HBL4750B10IV HBL4750B10GY A: 120.00" (3048.00) B: 4.75" (120.65) C: 1.62" (41.20)	5ft Cover Packed 50ft (15.24m) per carton, 5ft (1.5m) lengths.	Ivory Gray	HBL4750CIV HBL4750CGY A: 60.00" (1,524.0) B: 4.75" (120.65)
	Assembled cover and base dimensions. W: 4.75" (120.65) H: 1.75" (44.45)			31in Precut Cover* For 36in (915.00) centers with HBL4747 and HBL4750 Plates.	Ivory Gray	HBL4750C315IV HBL4750C315GY A: 31.50" (800.10) B: 4.75" (120.65)
				19in Precut Cover* For 24in (610.00) centers with HBL4747 and HBL4750 Plates.	Ivory Gray	HBL4750C195IV HBL4750C195GY A: 19.50" (495.30) B: 4.75" (120.65)
				13in Precut Cover* For 18in (457.00) centers with HBL4747 and HBL4750 Plates.	Ivory Gray	HBL4750C135IV HBL4750C135GY A: 13.50" (342.90) B: 4.75" (120.65)
				7in Precut Cover* For 12in (305.00) centers with HBL4747 and HBL4750 Plates.	Ivory Gray	HBL4750C075IV HBL4750C075GY A: 7.50" (190.50) B: 4.75" (120.65)

*(10) pieces per carton.

Note: Device centers vary based on cover selection; consult factory for details.

Delivery Raceway - Section U

Fittings	Description	Color	Catalog No.	Description	Color	Catalog No.
	Divider Divides HBL4750 Raceway into two channels. Packed 50ft (15.24m) per carton, 5ft (1.5m) lengths. HBL4751DA Divider Clips are required to hold divider in place.	Painted Steel	HBL4750DGY A: 60.00" (1,524.0) B: 1.51" (38.46)	By-Pass Divider Divides HBL4750 Raceway into two channels with a 70/30 split. Allows for a larger power or datacom wire fill HBL4751DA Divider Clips are required to hold divider in place.	Painted Steel	HBL4750BP A: 7.12" (180.74) B: .89" (22.54)
						
	Divider Clip Required for holding HBL4750DGY in place. Use one every 2.5ft (.762m).	Galvanized Steel	HBL4751DA A: 4.64" (117.77) B: 1.46" (37.07)	Wire Clip (Plated) For holding conductors in place.	Galvanized Steel	HBL4750WCGY A: 4.60" (116.74) B: 1.58" (40.13) C: 1.00" (25.40)
						
Internal Corner Coupling (Plated) Concealed fitting for making an internal corner while continuing original run in a straight line.	Galvanized Steel	HBL4717TCAGY A: 4.59" (116.59) B: 2.71" (68.73) C: 1.47" (37.34)	Coupling (Plated) For joining lengths of HBL4750 Raceway. Sold in pairs.	Galvanized Steel	HBL4751AC A: 1.47" (37.30) B: .42" (10.59)	
						



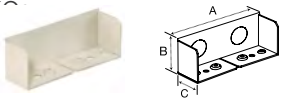

HBL4750 Series Inches (mm)



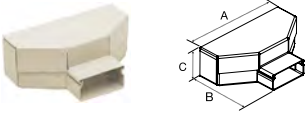


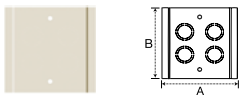

Elbows	Description	Color	Catalog No.	Description	Color	Catalog No.	
	Internal Elbow, Divided For inside surfaces at right angles. Full capacity 1¼in bend radius internal elbow.	Ivory Gray	HBL4717DFOIV* HBL4717DFOGY*	A: 4.74" (120.47) B: 4.75" (120.65)	Internal Elbow, Undivided For inside surfaces at right angles.	Ivory Gray	HBL4717IV* HBL4717GY*
	External Elbow, Divided For right angle turns around external corners. Full capacity 1¼in bend radius external elbow.	Ivory Gray	HBL4718DFOIV* HBL4718DFOGY*	A: 4.88" (123.90) B: 4.75" (120.65)	External Elbow, Undivided For right angle turns around external corners.	Ivory Gray	HBL4718IV* HBL4718GY*
	Flat Elbow, Divided For right angle turns on same surface. Full capacity 1¼in bend radius flat elbow.	Ivory Gray	HBL4711DFOIV* HBL4711DFOGY*	A: 7.23" (183.76) B: 1.62" (41.15)	Flat Elbow, Undivided For right angle turns on same surface.	Ivory Gray	HBL4711IV* HBL4711GY*
	Internal or External 45° Elbow For making internal or external turns in a run of HBL4750 Raceway.	Ivory Gray	HBL4712TXIV HBL4712TXGY	A: 6.04" (153.45) B: 4.59" (116.59)	Inverted Internal Elbow For connecting a vertical run of HBL4750 Raceway with a horizontal run.	Ivory Gray	HBL4717NIV HBL4717NGY

Tees	Description	Color	Catalog No.	Description	Color	Catalog No.
	Tee Fitting, Divided For branches at right angles. Full capacity 1¼in bend radius tee fitting.	Ivory Gray	HBL4715DFOIV* HBL4715DFOGY*	A: 10.93" (277.63) B: 7.27" (184.54) C: 1.62" (41.15)	Tee Fitting, Undivided For branches at right angles.	Ivory Gray

*HBL4751AC couplings included.

HBL4750 Series Inches (mm)

	Description	Color	Catalog No.	Description	Color	Catalog No.
End Fittings	Entrance End Fitting, Divided For connecting HBL4750 Raceway with rigid or flexible conduit. Concentric 3/4in, 1in and 1 1/4in trade size KOs on back and end. Full capacity 1 1/4in bend radius entrance end fitting. Includes 3/4in, 1in, 1 1/4in KO and removable divider.	Ivory Gray	HBL4710DFOIV* HBL4710DFOGY* A: 6.76" (171.70) B: 4.75" (120.65) C: 2.66" (67.50)	Entrance End Fitting, Undivided For connecting HBL4750 Raceway with rigid or flexible conduit. Concentric 3/4in, 1in and 1 1/4in trade size KOs on back and end.	Ivory Gray	HBL4710IV* HBL4710GY* A: 6.76" (171.70) B: 4.75" (120.65) C: 2.66" (67.50)
						
	Blank End Fitting For closing open end of HBL4750 Raceway. Has two 1/2in trade size KO's.	Ivory Gray	HBL4710BIV HBL4710BGY A: 4.59" (116.50) B: 1.64" (41.60) C: 1.31" (33.37)	Panel Connector To connect HBL4750 Raceway with surface type panel boxes.	Ivory Gray	HBL4786AIV HBL4786AGY A: 7.50" (190.50)
						

	Description	Color	Catalog No.	Description	Color	Catalog No.
Fittings	Transition Fitting For transitioning Wiremold® 4000 Raceway to Hubbell HBL4750 Raceway.	Ivory Gray	HBL4750TFIV HBL4750TFGY A: 5.02" (127.53) B: 2.79" (70.78)	Wall Box Connector For back feeding HBL4750 Raceway.	Ivory Gray	HBL4714AIV HBL4714AGY A: 12.00" (304.80) B: 4.75" (120.65) C: 1.62" (41.15)
						
	End Reducing Connector For connecting HBL4750 Raceway to HBL2400 Raceway through the end of HBL4750 Raceway. Includes HBL2401DC coupling (HBL4751AC not included).	Ivory Gray	HBL4724REDIV A: 4.75" (120.65) B: 3.00" (76.20) C: 1.55" (39.37)	Bridge Fitting To bridge HBL4750 series raceway over perpendicular run of raceway or other obstruction. Use standard raceway base and cover, cut in field to required length. Consists of two bridge piece:	Ivory Gray	HBL4775DKITIV HBL4775DKITGY A: 4.76" (120.90) B: 5.00" (127.00) C: 3.38" (85.85)
						
	Take-Off Connector (HBL4750 To HBL3000) For 90° tee connection of HBL3000 Raceway from HBL4750 Raceway.	Ivory Gray	HBL4774AIV HBL4774AGY A: 11.31" (287.38) B: 4.88" (124.00) C: 3.14" (79.78)	2-Gang Tap-Off Fitting Has four concentric 1/2in and 3/4in trade size KOs.	Ivory Gray	HBL4746H2IV HBL4746H2GY A: 4.75" (120.65) B: 4.75" (120.65)
						
Connection Cover For covering potential openings where two covers come together.	Ivory Gray	HBL4756AIV HBL4756AGY A: 4.77" (121.16) B: .75" (19.05) C: .13" (3.36)				
						

*HBL4751AC couplings included.

Wiremold® is a registered trademark of the Wiremold Company.

HBL4750 Series Inches (mm)

	Description	Color	Catalog No.	Description	Color	Catalog No.
Device Plates and Mounting Bracket	1-Gang Commercial Device Plate Vertical Mount Use with commercially available 1-gang flush plates. See page U46 for plate options. For single service applications only.	Ivory Gray	HBL4747CVMIV HBL4747CVMGY A: 2.50" (63.50) B: 4.75" (120.65)	2-Gang Commercial Device Plate Vertical Mount Use with commercially available 2-gang flush plates. See page U46 for plate options. For single service applications only.	Ivory Gray	HBL4747CVM2IV HBL4747CVM2GY A: 4.32" (109.86) B: 4.75" (120.65)
	2-Gang, (1) Opening for 1-Gang Comm. Device Plate, (1) Blank Use with commercially available 1-gang flush plates. See page U46 for plate options.	Ivory Gray	HBL4747C1IV HBL4747C1GY A: 5.12" (130.18) B: 4.75" (120.65)	2-Gang, (1) Opening for 2-Gang Commercial Device Plate Use with commercially available 2-gang flush plates. See page U46 for plate options.	Ivory Gray	HBL4747C2IV HBL4747C2GY A: 5.12" (130.18) B: 4.75" (120.65)
	Device Mounting Bracket Mounting bracket for mounting Hubbell KP Plates, ISTATION Modules and Bezels. See pages U46 and U47 for datacom product selection.	Ivory Gray	HBL4750IV HBL4750GY A: 5.25" (133.35) B: 4.76" (120.90)			
2-Gang Cover Plates (Include Mounting Bracket)	2-Gang Cover, Single Round Opening, (1) Blank For single receptacle with face diameter of 1.38in to 1.39in (35.00 to 36.00).	Ivory Gray	HBL4747AXIV HBL4747AXGY A: 5.43" (137.97) B: 4.75" (120.65)	2-Gang, Single Round Opening, (1) Blank For single receptacle with face diameter of 1.56in to 1.58in (39.62 to 40.13).	Ivory Gray	HBL4747JXIV HBL4747JXGY A: 5.43" (137.97) B: 4.75" (120.65)
	2-Gang, (1) Duplex Opening, (1) Blank For 15A and 20A duplex receptacles and duplex communication frames shown on page U46.	Ivory Gray	HBL4747BXIV HBL4747BXGY A: 5.43" (137.97) B: 4.75" (120.65)	2-Gang, (1) Style Line® Opening, (1) Blank For Style Line rectangular receptacles, GFCI and surge devices and rectangular communication frames shown on page U46.	Ivory Gray	HBL4747RXIV HBL4747RXGY A: 5.43" (137.97) B: 4.75" (120.65)
	2-Gang, (2) Duplex Openings For 15A and 20A duplex receptacles and duplex communication frames shown on page U46.	Ivory Gray	HBL4747BBIV HBL4747BBGY A: 5.43" (137.97) B: 4.75" (120.65)	2-Gang, (1) Style Line® Opening, (1) Modular Furniture For Style Line rectangular receptacles, GFCI, surge devices and rectangular communication frames shown on page U46. Includes modular furniture with two keystone twistouts.	Ivory Gray	HBL4747RFIV HBL4747RFGY A: 5.43" (137.97) B: 4.75" (120.65)
	2-Gang, (1) Duplex Opening, (1) Modular Furniture For 15A and 20A duplex receptacles and duplex communication frames shown on page U46. Includes modular furniture with two keystone twistouts.	Ivory Gray	HBL4747BFIV HBL4747BFGY A: 5.43" (137.97) B: 4.75" (120.65)	2-Gang, (1) Duplex Opening, (1) Style Line® Opening For 15A and 20A duplex receptacles and Style Line rectangular receptacles, GFCI, surge devices and rectangular communication frames shown on page U46.	Ivory Gray	HBL4747BRIV HBL4747BRGY A: 5.43" (137.97) B: 4.75" (120.65)
	2-Gang, (1) Duplex, (1) Ortronics® Series II® Mini Adapter Bezel For 15A and 20A duplex receptacle and duplex communication plates. Includes Ortronics® Series II® Mini Adapter Bezel.	Ivory Gray	HBL4747BSIV HBL4747BSGY A: 5.43" (137.97) B: 4.75" (120.65)	2-Gang, (1) Duplex, (1) Ortronics® TracJack® Mini Adapter Bezel For 15A and 20A duplex receptacle and duplex communication plates. Includes Ortronics® TracJack® Mini Adapter Bezel.	Ivory Gray	HBL4747BTIV HBL4747BTGY A: 5.43" (137.97) B: 4.75" (120.65)

Note: Ortronics®, Series II® and TracJack® are registered trademarks of The Ortronics Company.

HBL4750 Series Inches (mm)

4-Gang Cover Plates (Include Mounting Bracket)	Description	Color	Catalog No.	Description	Color	Catalog No.
	4-Gang, Four Duplex Openings For 15A and 20A duplex receptacles and duplex communication frames shown on page U46.	Ivory Gray	HBL47472BBBBIV HBL47472BBBBGY A: 10.22" (259.56) B: 4.75" (120.65)	4-Gang, Two Style Line® Openings, Two Blanks For Style Line rectangular receptacles, GFCI, surge devices and rectangular communication frames shown on page U46. Includes two blanks.	Ivory Gray	HBL47472RRXXIV HBL47472RRXXGY A: 10.22" (259.56) B: 4.75" (120.65)
	4-Gang, Two Duplex Openings, Two Style Line® Openings For 15A and 20A duplex receptacles. Includes Style Line openings for rectangular receptacles, GFCI, surge devices and rectangular communication frames shown on page U46.	Ivory Gray	HBL47472BBRRIV HBL47472BBRRGY A: 10.22" (259.56) B: 4.75" (120.65)	4-Gang, Two Duplex Openings, Two Ortronics® Series II® Mini Adapter Bezels For 15A and 20A duplex receptacles and duplex communication plates. Includes two Ortronics® Series II® Mini Adapter Bezels.	Ivory Gray	HBL47472BBSSIV HBL47472BBSSGY A: 10.22" (259.56) B: 4.75" (120.65)
4-Gang, Two Duplex Openings, Two Modular Furniture For 15A and 20A duplex receptacles and duplex communication frames shown on page U46. Includes two modular furniture with two keystone twistouts.	Ivory Gray	HBL47472BBFFIV HBL47472BBFFGY A: 10.22" (259.56) B: 4.75" (120.65)	4-Gang, Two Duplex Openings, Two Ortronics® TracJack® Mini Adapter Bezels For 15A and 20A duplex receptacles and duplex communication plates. Includes two Ortronics® TracJack® Mini Adapter Bezels.	Ivory Gray	HBL47472BBTTIV HBL47472BBTTGY A: 10.22" (259.56) B: 4.75" (120.65)	
4-Gang, Two Duplex Openings, Two Blanks For 15A and 20A duplex receptacles and duplex communication frames shown on page U46. Includes two blanks.	Ivory Gray	HBL47472BBXXIV HBL47472BBXXGY A: 10.22" (259.56) B: 4.75" (120.65)				

Tools	Description	Color	Catalog No.	Description	Catalog No.
	Base Cutter Cutter for cutting base of HBL4750 Raceway.		HBL640B	Cover Cutter Cutter for cutting cover of HBL4750 Raceway.	HBL640C
Replacement Blade Cutter and Die Set Base blade set.		HBL640BDK	Replacement Blade Cutter and Die Set Cover blade set.	HBL640CDK	
Touch-Up Paint Pen	Ivory Gray	HBLIWEP HBLGWEP			


Note: Ortronics®, Series II® and TracJack® are registered trademarks of The Ortronics Company.

Products at a Glance




HBL6750 Device Bracket

- HBL6750 device bracket plate provides excellent solution for three channel power, data, voice, audio and video applications
- For use with Hubbell KP plates and Hubbell iSTATION modules and bezels
- Provides flush finish with overlap feature to hide potential miscuts



Maximum Capacity

- HBL6750 Series options include single channel (no divider), two channel (1/3, 2/3 divider) or three channel (1/3, 1/3, 1/3 divider)
- HBL6750 Series offers maximum capacity in a low profile raceway
- HBL6750, two channel version, features industry leading capacity equivalent to a HBL4750 single channel profile with an additional channel
- Low profile provides a less conspicuous profile than competitive versions
- Available in 10 foot (3m) lengths



Unique Line of Fittings

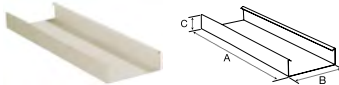
- 1¼ inch (31.75mm) bend radius fittings meet TIA/EIA requirements
- Integral bend radius offers a fixed solution that does not have to be field installed
- Large cross sectional area provides for maximum cable capacity throughout entire system
- Available external, internal, flat, tee and entrance end fittings
- UL Listed, CSA Certified
- Available in ivory or gray powder coat finish



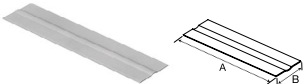
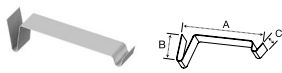



Plates and Covers

- Wide variety of overlapping cover plates provide flexibility for power, data, voice, audio and video applications
- Available in both 3 and 6-gang options
- Cover plates accept wide selection of Hubbell iSTATION modules and bezels
- Cover plates help to conceal unsightly gaps caused by miscuts
- Precut cover options allow for 12 inch (304.80mm), 18 inch (457.20mm), 24 inch (609.60mm) and 36 inch (914.40mm) "on-center" mounting
- Open System architecture available

HBL6750 Series Inches (mm)

HBL6750 Series	Description	Color	Catalog No.	Description	Color	Catalog No.
	Single Channel Base Packed 20ft (6.1m) per carton, 10ft (3m) lengths.	Ivory Gray	HBL6750B10IV HBL6750B10GY A: 120.00" (3048.00) B: 6.75" (171.45) C: 2.12" (53.85)	5ft Cover Packed 20ft (6.1m) per carton, 5ft (1.5m) lengths.	Ivory Gray	HBL6750CIV HBL6750CGY A: 60.00" (1,524.0) B: 6.75" (171.45)
	Assembled cover and base dimensions. W: 6.75" (171.45) H: 2.22" (56.39)			31in Precut Cover* For 36in (915.00) centers with HBL6747 and HBL6750 Plates.	Ivory Gray	HBL6750C315IV HBL6750C315GY A: 31.50" (800.10) B: 6.75" (171.45)
				19in Precut Cover* For 24in (610.00) centers with HBL6747 and HBL6750 Plates.	Ivory Gray	HBL6750C195IV HBL6750C195GY A: 19.50" (495.30) B: 6.75" (171.45)
				13in Precut Cover* For 18in (457.00) centers with HBL6747 and HBL6750 Plates.	Ivory Gray	HBL6750C135IV HBL6750C135GY A: 13.50" (342.90) B: 6.75" (171.45)
				7in Precut Cover* For 12in (305.00) centers with HBL6747 and HBL6750 Plates.	Ivory Gray	HBL6750C075IV HBL6750C075GY A: 7.50" (190.50) B: 6.75" (171.45)

*(10) pieces per carton.
Note: Device centers vary based on cover selection; consult factory for details.

Fittings	Description	Color	Catalog No.	Description	Color	Catalog No.
	Divider Divides HBL6750 Raceway into two or three channels. Packed 50ft (15.24m) per carton, 5ft (1.5m) lengths. HBL6751DAGY Divider Clips are required to hold divider in place.	Painted Steel	HBL6750DAGY A: 60.00" (1524.00) B: 2.03" (51.56)	Wire Clip (Plated) For holding conductors in place.	Galvanized Steel	HBL6750WCGY A: 6.61" (167.80) B: 2.09" (53.05)
						
Divider Clip (Plated) Required for holding HBL6750DAGY in place. Use one every 2.5ft (.762m).	Galvanized Steel	HBL6751DAGY A: 6.60" (167.67) B: 1.97" (50.10)	Coupling (Plated) For joining lengths of HBL6750 Raceway. Sold in pairs.	Galvanized Steel	HBL6751A A: 2.00" (50.71) B: .42" (10.59)	
						
Internal Corner Coupling (Plated) Concealed fitting for making an internal corner while continuing original run in a straight line.	Galvanized Steel	HBL6717TCAGY A: 6.56" (166.62) B: 1.94" (49.28)				
						

HBL6750 Series Inches (mm)

Elbows	Description	Color	Catalog No.	Description	Color	Catalog No.
	Internal Elbow, Divided For inside surface at right angles. Full capacity 1¼in bend radius internal elbow.	Ivory Gray	HBL6717DFOIV* HBL6717DFOGY* A: 4.74" (120.47) B: 6.75" (171.45)	Internal Elbow, Undivided For inside surface at right angles.	Ivory Gray	HBL6717IV* HBL6717GY* A: 4.74" (120.47) B: 6.75" (171.45)
	External Elbow, Divided For right angle turns around external corners. Full capacity 1¼in bend radius external elbow.	Ivory Gray	HBL6718DFOIV* HBL6718DFOGY* A: 5.83" (148.21) B: 6.75" (171.45)	External Elbow, Undivided For right angle turns around external corners.	Ivory Gray	HBL6718IV* HBL6718GY* A: 5.83" (148.21) B: 6.75" (171.45)
	Flat Elbow, Divided For right angle turns on same surface. Full capacity 1¼in bend radius flat elbow.	Ivory Gray	HBL6711DFOIV* HBL6711DFOGY* A: 9.23" (234.45) B: 6.75" (171.45) C: 2.14" (54.23) D: 9.83" (249.69) E: 6.75" (171.45)	Flat Elbow, Undivided For right angle turns on same surface.	Ivory Gray	HBL6711IV* HBL6711GY* A: 9.23" (234.45) B: 6.75" (171.45) C: 2.14" (54.23) D: 9.83" (249.69) E: 6.75" (171.45)
	Internal or External 45° Elbow For making internal or external turns in a run of HBL6750 Raceway.	Ivory Gray	HBL6712TXIV HBL6712TXGY A: 6.53" (165.93) B: 6.56" (166.62)	Inverted Internal Elbow For connecting a vertical run of HBL6750 Raceway with a horizontal run.	Ivory Gray	HBL6717NIV HBL6717NGY A: 6.56" (166.62) B: 5.13" (130.30)

Tees	Description	Color	Catalog No.	Description	Color	Catalog No.
	Tee Fitting, Divided For branches at right angles. Full capacity 1¼in bend radius tee fitting.	Ivory Gray	HBL6715DFOIV* HBL6715DFOGY* A: 8.75" (222.25) B: 6.63" (168.40) C: 3.56" (90.48) D: 7.92" (201.07) E: 6.75" (171.45)	Tee Fitting, Undivided For branches at right angles.	Ivory Gray	HBL6715IV* HBL6715GY* A: 8.75" (222.25) B: 6.63" (168.40) C: 3.56" (90.48) D: 7.92" (201.07) E: 6.75" (171.45)

*HBL6751A couplings included.

HBL6750 Series Inches (mm)

	Description	Color	Catalog No.	Description	Color	Catalog No.
End Fittings	Entrance End Fitting, Divided For connecting HBL6750 Raceway with rigid or flexible conduit. Concentric 3/4in, 1in and 1 1/4in trade size KOs on back and end. Full capacity 1 1/4in bend radius entrance end fitting. Includes 3/4in, 1in and 1 1/4in KO and removable dividers.	Ivory Gray	HBL6710DFOIV* HBL6710DFOGY* A: 6.75" (171.45) B: 6.75" (171.45) C: 3.18" (80.71)	Entrance End Fitting, Undivided For connecting HBL6750 Raceway with rigid or flexible conduit. Concentric 3/4in, 1in and 1 1/4in trade size KOs on back and end.	Ivory Gray	HBL6710IV* HBL6710GY* A: 6.75" (171.45) B: 6.75" (171.45) C: 3.18" (80.71)
	Blank End Fitting For closing open end of HBL6750 Raceway. Has (3) 1/2in trade size KOs.	Ivory Gray	HBL6710BIV HBL6710BGY A: 6.56" (166.42) B: 1.98" (50.41) C: 1.33" (33.90)	Panel Connector To connect HBL6750 Raceway with surface type panel boxes.	Ivory Gray	HBL6786IV HBL6786GY A: 7.51" (190.86) B: 2.00" (50.83) C: 7.89" (200.37) D: 2.38" (60.34)

	Description	Color	Catalog No.	Description	Color	Catalog No.
Fittings	Transition Fitting For transitioning from Wiremold® 6000 Raceway to Hubbell HBL6750 Raceway.	Ivory Gray	HBL6750TFIV HBL6750TFGY A: 4.35" (110.42) B: 6.96" (176.87)	Wall Box Connector For back feeding HBL6750 Raceway.	Ivory Gray	HBL6714AIV HBL6714AGY A: 6.75" (171.45) B: 2.14" (54.28) C: 9.90" (251.46)
	Take-Off Connector (HBL6750-HBL4750) For 90° tee connection of HBL4750 Raceway from HBL6750 Raceway.	Ivory Gray	HBL6774AIV HBL6774AGY A: 14.36" (364.76) B: 6.75" (171.45) C: 11.47" (291.29) D: 6.72" (170.69)	3-Gang Tap-Off Fitting Has six concentric 1/2in and 3/4in trade size KOs.	Ivory Gray	HBL6746HHHIV HBL6746HHHGY A: 4.35" (110.42) B: 6.96" (176.87)
	Connection Cover For covering potential openings where two covers come together.	Ivory Gray	HBL6756AIV HBL6756AGY A: 6.75" (171.45) B: .59" (14.89)			

*HBL4751AC couplings included.

Note: Wiremold® is a registered trademark of the Wiremold Company.

HBL6750 Series Inches (mm)

	Description	Color	Catalog No.	Description	Color	Catalog No.
Device Plates & Mounting Bracket	3-Gang, (1) Opening for 1-Gang Commercial Device Plate, (2) Blanks Use with commercially available 1-gang flush plates. See page U46 for plate options.	Ivory Gray	HBL6747C1IV HBL6747C1GY A: 5.43" (137.97) B: 6.75" (171.45)	3-Gang, (1) Opening for 2-Gang Commercial Device Plate, (1) Blank Use with commercially available 2-gang flush plates. See page U46 for plate options.	Ivory Gray	HBL6747C2IV HBL6747C2GY A: 5.43" (137.97) B: 6.75" (171.45)
	Device Mounting Bracket Mounting bracket for mounting Hubbell KP Plates, iSTATION Modules and Bezels. See pages U46 and U47 for datacom product selection.	Ivory Gray	HBL6750IV HBL6750GY A: 5.25" (133.35) B: 6.75" (171.45)			
3-Gang Cover Plates (Include Mounting Bracket)	3-Gang, (1) Duplex Opening, (2) Blanks For 15A and 20A duplex receptacles and duplex communication plates.	Ivory Gray	HBL6747BXXIV HBL6747BXXGY A: 5.43" (137.97) B: 6.75" (171.45)	3-Gang, (1) Single Round Opening, (2) Blanks For single receptacle with face diameter of 1.38in to 1.39in (35.05 to 35.31).	Ivory Gray	HBL6747AXXIV HBL6747AXXGY A: 5.43" (137.97) B: 6.75" (171.45)
	3-Gang, Three Duplex Openings For 15A and 20A duplex receptacles and duplex communication plates.	Ivory Gray	HBL6747BBBIV HBL6747BBBGY A: 5.43" (137.97) B: 6.75" (171.45)	3-Gang, (1) Single Round Opening, (2) Blanks For single receptacle with face diameter of 1.56in to 1.58in (39.62 to 40.13).	Ivory Gray	HBL6747JXXIV HBL6747JXXGY A: 5.43" (137.97) B: 6.75" (171.45)
	3-Gang, (1) Duplex Opening, (2) Style Line® Openings For 15A and 20A duplex receptacles and duplex communication plates. Includes Style Line openings for rectangular receptacles, GFCI, surge devices and rectangular communication frames shown on page U46.	Ivory Gray	HBL6747BRRIV HBL6747BRRGY A: 5.43" (137.97) B: 6.75" (171.45)	3-Gang, (1) Style Line® Opening, (2) Blanks For one Style Line rectangular receptacle, GFCI, surge device or rectangular communication device.	Ivory Gray	HBL6747RXXIV HBL6747RXXGY A: 5.43" (137.97) B: 6.75" (171.45)
	3-Gang, (2) Duplex Openings, (1) Modular Furniture For 15A and 20A duplex receptacles and duplex communication frames shown on page U46. Includes modular furniture with two keystone twistouts.	Ivory Gray	HBL6747BBFIV HBL6747BBFGY A: 5.43" (137.97) B: 6.75" (171.45)	3-Gang, (2) Style Line® Openings, (1) Modular Furniture For two Style Line rectangular receptacles, GFCI, surge devices and rectangular communication frames shown on page U46. Includes modular furniture with two keystone twistouts.	Ivory Gray	HBL6747RRFIV HBL6747RRFGY A: 5.43" (137.97) B: 6.75" (171.45)
	3-Gang, (2) Duplex Openings, (1) Ortronics® Series II® Mini Adapter Bezel For two 15A and 20A duplex receptacles and duplex communication frames shown on page U46. Includes Ortronics® Series II® Mini Adapter Bezel.	Ivory Gray	HBL6747BBSIV HBL6747BBSGY A: 5.43" (137.97) B: 6.75" (171.45)	3-Gang, (2) Duplex Openings, (1) Ortronics® TracJack® Mini Adapter Bezel For 15A and 20A duplex receptacles and duplex communication frames shown on page U46. Includes Ortronics® TracJack® Mini Adapter Bezel.	Ivory Gray	HBL6747BBTIV HBL6747BBTGY A: 5.43" (137.97) B: 6.75" (171.45)

Note: Ortronics®, Series II® and TracJack® are registered trademarks of The Ortronics Company.


HBL6750 Series Inches (mm)

	Description	Color	Catalog No.	Description	Color	Catalog No.
6-Gang Cover Plates (Include Mounting Bracket)	6-Gang, (6) Duplex Openings For 15A and 20A duplex receptacles and duplex communication frames shown on page U46.	Ivory Gray	HBL67473BBBBBBIV HBL67473BBBBBBGY A: 10.22" (259.56) B: 6.75" (171.45)	6-Gang, (4) Style Line® Openings, (2) Blanks For (4) Style Line rectangular receptacles, GFCI, surge devices and rectangular communication frames shown on page U46.	Ivory Gray	HBL67473RRRRXXIV HBL67473RRRRXXGY A: 10.22" (259.56) B: 6.75" (171.45)
	6-Gang, (2) Duplex Openings, (4) Style Line® Openings For 15A and 20A duplex receptacles and duplex communication frames shown on page U46. Includes Style Line openings for rectangular receptacles, GFCI, surge devices and rectangular communication devices.	Ivory Gray	HBL67473BBRRRRIV HBL67473BBRRRRGY A: 10.22" (259.56) B: 6.75" (171.45)	6-Gang, (4) Duplex Openings, (2) Ortronics® Series II® Mini Adapter Bezels For 15A and 20A duplex receptacles and duplex communication frames shown on page U46. Includes (2) Ortronics® Series II® Mini Adapter Bezels.	Ivory Gray	HBL67473BBBBSSIV HBL67473BBBBSSGY A: 10.22" (259.56) B: 6.75" (171.45)
	6-Gang, (4) Duplex Openings, (2) Modular Furniture For 15A and 20A duplex receptacles and duplex communication frames shown on page U46. Includes (2) modular furniture with (2) keystone twistouts.	Ivory Gray	HBL67473BBBBFFIV HBL67473BBBBFFGY A: 10.22" (259.56) B: 6.75" (171.45)	6-Gang, (4) Duplex Openings, (2) Ortronics® TracJack® Mini Adapter Bezels For 15A and 20A duplex receptacles and duplex communication frames shown on page U46. Includes (2) Ortronics® TracJack® Mini Adapter Bezels.	Ivory Gray	HBL67473BBBBTTIV HBL67473BBBBTTGY A: 10.22" (259.56) B: 6.75" (171.45)
6-Gang, (4) Duplex Openings, (2) Blanks For (4) 15A and 20A duplex receptacles and duplex communication frames shown on page U46.	Ivory Gray	HBL67473BBBBXXIV HBL67473BBBBXXGY A: 10.22" (259.56) B: 6.75" (171.45)				

	Description	Color	Catalog No.	Description	Catalog No.
Tools	Base Cutter Cutter for cutting base of HBL6750 Raceway.		HBL660B	Cover Cutter Cutter for cutting cover of HBL6750 Raceway.	HBL660C
	Replacement Blade Cutter and Die Set Base blade set.		HBL660BDK	Replacement Blade Cutter and Die Set Cover blade set.	HBL660CDK
Touch-Up Paint Pen	Ivory Gray	HBLIWEP HBLGWEP			

Note: Ortronics®, Series II® and TracJack® are registered trademarks of The Ortronics Company.

Products at a Glance



HBLALU2000 Series

- Single channel aluminum raceway
- Satin anodized finish
- Resists oxidation, corrosion and fading
- Can be installed as recessed or surface mounted
- UL Listed and CSA Certified



Aluminum Boxes

- Both in-line and standard boxes available
- Hubbell Handi-Screw® eliminates difficult to install long screws for easier installation
- One seam construction provides clean look
- Box design allows standard wallplates to be mounted flush with virtually no perimeter profile exposed
- Full line of metal wallplates available; see Section V



Wide Selection of Fittings



- Elbows (external, internal, flat) and tee fitting available to accommodate all types of applications
- HBLALU2001 Coupling included with elbows and tee fitting

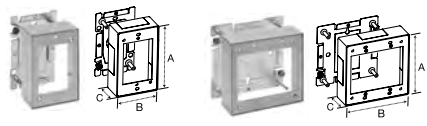
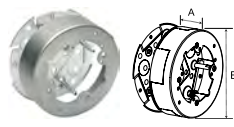


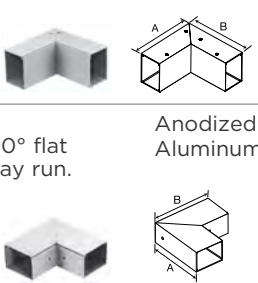
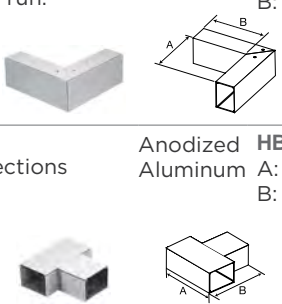
Aluminum PlugTrak® Featuring Exclusive Receptacle Design

- Satin anodized scratch resistant finish
- Multiple spacing configurations
- Hubbell designed and manufactured single receptacle
- Insulation displacement wiring provides superior wire retention
- Mates with HBLALU2000 aluminum raceway
- Available in 3 feet (0.9m), 5 feet (1.5m), 6 feet (1.8m) lengths
- Tamper-resistant versions available

HBLALU2000 Series Inches (mm)


	Description	Material	Catalog No.	Description	Material	Catalog No.
HBLALU2000 Series	5ft Base Satin anodized finish. Packed 60ft (18.3m) per carton, 5ft (1.5m) lengths.	Anodized Aluminum	HBLALU2000B5 A: .82" (21.00) B: 1.84" (46.74)	Cover Satin anodized finish. Packed 60ft (18.3m) per carton, 5ft (1.5m) lengths.	Anodized Aluminum	HBLALU2000C5 A: 1.84" (46.74)
	10ft Base Satin anodized finish. Packed 60ft (18.3m) per carton, 10ft (3m) lengths.	Anodized Aluminum	HBLALU2000B10 A: .82" (21.00) B: 1.84" (46.74)			
	Assembled cover and base dimensions. W: 1.84" (46.74) H: .91" (23.11)					



	Description	Material	1-Gang	2-Gang	Description	Material	Round Box
Standard	Device Box For standard switches and receptacles.	Anodized Aluminum	HBLALU2047 A: 4.54" (115.32) B: 2.82" (71.63) C: 1.38" (35.05)	HBLALU20472 A: 4.54" (115.32) B: 4.64" (117.86) C: 1.38" (35.05)	Fixture Box with Solid Base To hang fixtures. Cover takes any device with mounting screw centers of 2.75in (69.85), 3.5in (89.00) and 4.06in (103.00).	Anodized Aluminum	HBLALU2038 A: 1.38" (35.05) B: 4.93" (125.22)
	Device Box For deep switches and receptacles.	Anodized Aluminum	HBLALU2044 A: 4.54" (115.32) B: 2.82" (71.63) C: 2.25" (57.15)	HBLALU20442 A: 4.54" (115.32) B: 4.64" (117.86) C: 2.75" (69.85)			
							
	Base Trade Size KOs	1 - 1/2", 3/4" Concentric	1 - 1/2"	1 - Rectangular			

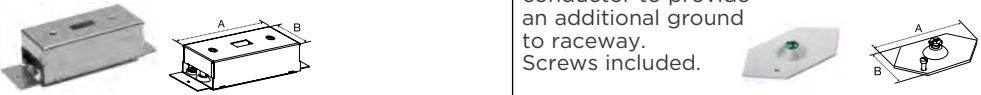

	Description	Material	Catalog No.	Description	Material	Catalog No.
Elbows and Tees	Internal Elbow For making a 90° internal turn in a raceway run.	Anodized Aluminum	HBLALU2017* A: 3.00" (76.20) B: 3.00" (76.20)	External Elbow For making a 90° external turn in a raceway run.	Anodized Aluminum	HBLALU2018* A: 2.91" (74.04) B: 2.91" (74.04)
	Flat Elbow For making a 90° flat turn in a raceway run.	Anodized Aluminum	HBLALU2011* A: 3.00" (76.20) B: 3.00" (76.20)	Tee Fitting For branch connections of right angles.	Anodized Aluminum	HBLALU2015* A: 4.00" (101.60) B: 3.40" (86.36)
						

*HBLALU2001 couplings included.

HBLALU2000 Series Inches (mm)

	Description	Material	Catalog No.	Description	Material	Catalog No.
End Fittings	Entrance End Fitting ½in NPT steel fitting.	Anodized Aluminum Plate	HBLALU2010A A: 1.84" (47.74) B: .91" (23.11) C: 1.51" (38.35)	Blank End Fitting For closing end of raceway.	Anodized Aluminum	HBLALU2010B A: 1.84" (46.74) B: .91" (23.11)
						

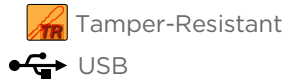
	Description	Material	Catalog No.	Description	Material	Catalog No.
Fittings	Cover Clip Use to cover potential openings where two pieces of HBLALU2000 Raceway cover come together.	Stainless Steel	HBLALU2006 A: 1.00" (25.40)	Wire Clip For holding conductors in place.	Anodized Aluminum	HBLALU2000WC A: .44" (11.20)
						
	Flush Plate Adaptor For feeding HBL2000 Raceway from an existing wall outlet. Locknut included.	Anodized Aluminum	HBLALU2051H A: 4.50" (114.3) B: 4.50" (114.3)	Coupling (Pair) For joining lengths of HBLALU2000 Raceway.	Aluminum	HBLALU2001 A: 1.67" (42.42) B: 1.67" (42.42)
						

	Description	Material	Catalog No.	Description	Material	Catalog No.
Devices and In-Line Fittings	In-Line Switch Fitting (Switch sold separately.)	Anodized Aluminum	HBLALU2040A A: 4.12" (104.65) B: 1.84" (46.74)	Ground Adapter (Plated) For connection of equipment grounding conductor to provide an additional ground to raceway. Screws included.	Galvanized Steel	HBLALU2009 A: 2.35" (59.8) B: 1.18" (30.0)
						
	Supporting Clip For mounting lengths of HBLALU2000 Raceway at any point. Mount with #6 flat head fastener. Has set screw for locking to raceway. Raceway must be screwed to the wall for secure fastening.	Stainless Steel	HBLALU2003 A: 2.00" (50.80)			
						

*HBLALU2001 couplings included.

Aluminum PlugTrak® Series

Available in Standard, Isolated Ground (IG), Tamper-Resistant (TR) and USB (U) versions



Delivery Raceway - Section U


	Amp Circuits		Single Recept.	USB Ports	Receptacle Spacing (in)	Catalog No.
	3 Foot	15	Single	6	-	6
15		IG/Single	6	-	6	HBLALU20IG306
15		TR/Single	6	-	6	HBLALU20GB306TR
15		USB/Single	2	2	12	HBLALU20GB312U
20		Single	6	-	6	HBLALU24GB306
20		IG/Single	6	-	6	HBLALU24IG306
20		TR/Single	6	-	6	HBLALU24GB306TR
5 Foot	15	Single	10	-	6	HBLALU20GB506
	15	Single	5	-	12	HBLALU20GB512
	15	IG/Single	10	-	6	HBLALU20IG506
	15	TR/Single	5	-	12	HBLALU20GB512TR
	20	Single	10	-	6	HBLALU24GB506
	20	Single	5	-	12	HBLALU24GB512
	20	IG/Single	10	-	6	HBLALU24IG506
6 Foot	15	Single	12	-	6	HBLALU20GB606
	15	Single	6	-	12	HBLALU20GB612
	15	Single	4	-	18	HBLALU20GB618
	15	Two	12	-	6	HBLALU20GBA606
	15	Two	6	-	12	HBLALU20GBA612
	15	Two	4	-	18	HBLALU20GBA618
	15	IG/Single	12	-	6	HBLALU20IG606
	15	USB/Single	4	4	12	HBLALU20GB612U
	20	Single	12	-	6	HBLALU24GB606
	20	Single	6	-	12	HBLALU24GB612
	20	Single	4	-	18	HBLALU24GB618
	20	Two	12	-	6	HBLALU24GBA606
	20	Two	6	-	12	HBLALU24GBA612
	20	Two	4	-	18	HBLALU24GBA618
20	IG/Single	12	-	6	HBLALU24IG606	

Note: IG = Isolated Ground; TR = Tamper-Resistant; U = USB Hubbell Aluminum PlugTrak is supplied with (2) HBLALU2010B blank end fittings and (1) HBLALU2001 coupling.

	Description	Catalog No.	
Device Boxes	Standard 1-Gang Device Box	HBLALU2047	
	Deep 1-Gang Device Box	HBLALU2044	
	Standard 2-Gang Device Box	HBLALU20472	
	Deep 2-Gang Device Box	HBLALU20442	
	Round Box	HBLALU2038	
	Elbows and Tees	External Elbow	HBLALU2018
		Internal Elbow	HBLALU2017
Flat Elbow		HBLALU2011	
Tee		HBLALU2015	
Fittings		Cover Clip	HBLALU2006
	Supporting Clip	HBLALU2003	
	Coupling	HBLALU2001	
	Entrance End Fitting	HBLALU2010A	
	In-Line Switch Fitting	HBLALU2040A	
	Blank End Fitting	HBLALU2010B	

Note: See pages U35-U36 for additional information.

Products at a Glance




HBLALU3800 and HBLALU4800 Series

- Single and two channel aluminum raceways
- Satin anodized finish
- Resists oxidation, corrosion and fading
- Can be installed as recessed or surface mounted
- UL Listed and CSA Certified



Split Covers

- Single and two channel raceways utilize common cover
- Split covers allow access to one service at a time
- Common aesthetics throughout line



Wide Selection of Fittings


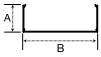


- External, internal, flat and tee fittings available to accommodate all types of applications
- Available in both single and two channel versions



Device Cover Plates

- Cover plates can be used for both HBLALU3800 and HBLALU4800 Raceways
- Cover plates offer option for most common power device applications
- Low profile bezel cover accommodates Hubbell iSTATION Modules
- Open System data option available
- Base mounted cover plates available for added strength

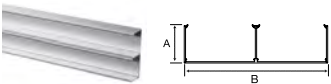

Series Inches (mm)

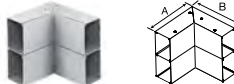
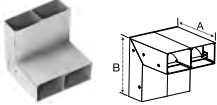








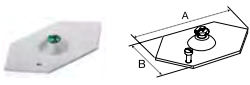

HBLALU3800 Series	Description	Color	Catalog No.	Description	Color	Catalog No.
HBLALU3800 Series	Single Channel Base Satin anodized finish. Packed 40ft (12.19m) per carton, 10ft (3m) lengths.	Anodized Aluminum	HBLALU3800B10 A: 2.10" (53.34) B: 3.00" (76.20)	Cover Satin anodized finish. Packed 40ft (12.19m) per carton, 5ft (1.5m) lengths.	Anodized Aluminum	HBLALUC5 A: 3.00" (76.20)
	Assembled cover and base dimensions. W: 3.00" (76.20) H: 2.25" (57.15)					

	Description	Color	Catalog No.	Description	Color	Catalog No.
Elbows and Tees	Internal Elbow For making a 90° internal turn in a raceway run.	Anodized Aluminum	HBLALU3817* A: 6.00" (152.40) B: 6.00" (152.40)	Inverted Internal Elbow For connecting a vertical run of HBLALU3800 with a horizontal run with its cover facing up.	Anodized Aluminum	HBLALU3817N* A: 6.00" (152.40) B: 5.98" (151.89)
	External Elbow For making a 90° external turn in a raceway run.	Anodized Aluminum	HBLALU3818* A: 6.00" (152.40) B: 6.00" (152.40)	Tee For branch connections of two runs of HBLALU3800 Raceway.	Anodized Aluminum	HBLALU3815* A: 6.00" (152.40) B: 6.00" (152.40)
	Flat Elbow For making a 90° flat turn in a raceway run.	Anodized Aluminum	HBLALU3811* A: 6.00" (152.40) B: 6.00" (152.40)			
End Fittings	Entrance End Fitting For feeding raceway, has concentric 1/2in and 3/4in trade size KOs.	Anodized Aluminum	HBLALU3810B1 A: 3.00" (76.20) B: 2.31" (58.74)	Blank End Fitting For closing end of raceway.	Anodized Aluminum	HBLALU3810B A: 3.00" (76.20) B: 2.31" (58.74)
	Cover Clip To cover seam where lengths of HBLALU3800 Raceway come together.	Stainless Steel	HBLALU3806 A: 1.38" (34.92)	Wire Clip For holding conductors in place. Can be used for either HBLALU3800 or HBLALU4800 Raceway.	Anodized Aluminum	HBLALUWC A: 1.00" (25.40)
Fittings	Internal Corner Coupling For butting two raceway sections to form an internal 90° turn in a raceway run.	Anodized Aluminum	HBLALU17A A: 4.00" (101.80) B: 2.00" (50.83)	Grounding Adapter For connection of equipment grounding. #10-32 Locking screws included.	Galvanized Steel	HBLALU09 A: 4.00" (101.80) B: 2.00" (50.83)
	Couplings (Pair) To join lengths of HBLALU3800 or HBLALU4800 base.	Aluminum	HBLALU01 A: 2.85" (72.39) B: 4.00" (101.80)			

*HBLALU01 couplings included.
Note: See page U41 for cover plates.

HBLALU4800 Series Inches (mm)

	Description	Color	Catalog No.	Description	Color	Catalog No.
HBLALU4800 Series	Two Channel Base Satin anodized finish. Packed 40ft (12.19m) per carton, 10ft (3m) lengths. Assembled cover and base dimensions. W: 6.00" (152.40) H: 2.25" (57.15)	Anodized Aluminum	HBLALU4800B10 A: 2.10" (53.34) B: 6.00" (152.40)	Cover (Single Channel) Satin anodized finish. Packed 40ft (12.19m) per carton, 5ft (1.5m) lengths.	Anodized Aluminum	HBLALUC5 A: 3.00" (76.20)
						

	Description	Color	Catalog No.	Description	Color	Catalog No.
Elbows and Tees	Internal Elbow (Two Channel) For making a 90° internal turn in a raceway run. 	Anodized Aluminum	HBLALU4817* A: 6.00" (152.40) B: 6.00" (152.40)	Inverted Internal Elbow (Two Channel) For connecting a vertical run of HBLALU4800 with a horizontal run with its cover facing up. 	Anodized Aluminum	HBLALU4817N* A: 6.00" (152.40) B: 5.98" (151.89)
	External Elbow (Two Channel) For making a 90° external turn in a raceway run. 	Anodized Aluminum	HBLALU4818* A: 6.00" (152.40) B: 6.00" (152.40)	Tee (Two Channel) For branch connections of two runs of HBLALU4800 Raceway. 	Anodized Aluminum	HBLALU4815* A: 9.00" (228.60) B: 9.00" (228.60)
	Flat Elbow (Two Channel) For making a 90° flat turn in a raceway run. 	Anodized Aluminum	HBLALU4811* A: 9.00" (228.60) B: 9.00" (228.60)			
End Fittings	Entrance End Fitting (Two Channel) For feeding raceway, has two concentric 1/2in and 3/4in trade size KOs. 	Anodized Aluminum	HBLALU4810B2 A: 6.00" (152.40) B: 2.31" (58.74)	Blank End Fitting (Two Channel) For closing end of raceway. 	Anodized Aluminum	HBLALU4810B A: 6.00" (152.40) B: 2.31" (58.74)
	Cover Clip To cover seam where lengths of HBLALU4800 Raceway come together. 	Stainless Steel	HBLALU4806 A: 1.38" (34.92)	Wire Clip Used for holding conductors in place on raceway. Can be used for either HBLALU3800 or HBLALU4800 Raceway. 	Anodized Aluminum	HBLALUWC A: 1.00" (25.40)
Fittings	Internal Corner Coupling For butting two raceway sections to form an internal 90° turn in a raceway run. 	Anodized Aluminum	HBLALU17A A: 4.00" (101.80) B: 2.00" (50.83)	Grounding Adapter For connection of equipment grounding. #10-32 locking screws included. 	Galvanized Steel	HBLALU09 A: 4.00" (101.80) B: 2.00" (50.83)
	Couplings (Pair) To join lengths of HBLALU3800 or HBLALU4800 base. 	Aluminum	HBLALU01 A: 2.85" (72.39) B: 4.00" (101.80)			

*HBLALU01 couplings included.
Note: See page U41 for cover plates.

HBLALU3800 and HBLALU4800 Series Inches (mm)

	Description	Color	Catalog No.	Description	Color	Catalog No.
Cover Plates	Duplex Receptacle Cover For duplex receptacles and duplex communication frames shown on page U46.	Anodized Aluminum	HBLALUDR A: 3.00" (76.20) B: 12.00" (304.80) HBLALU34DRBM (Base Mounted Device) A: 3.00" (76.20) B: 12.00" (304.80)	Toggle Switch Cover For single pole, two pole, three way or four way switches.	Anodized Aluminum	HBLALUN A: 3.00" (76.20) B: 12.00" (304.80) HBLALU34NBM (Base Mounted Device) A: 3.00" (76.20) B: 12.00" (304.80)
	Rectangular Style Line® Cover For Style Line rectangular duplex receptacle, GFCI, surge device or rectangular communication frames shown on page U46.	Anodized Aluminum	HBLALUG A: 3.00" (76.20) B: 12.00" (304.80) HBLALU34GBM (Base Mounted Device) A: 3.00" (76.20) B: 12.00" (304.80)	Single Receptacle Cover For single receptacle with face diameters of 1.38in to 1.39in (35.05 to 35.31).	Anodized Aluminum	HBLALUE A: 3.00" (76.20) B: 12.00" (304.80) HBLALU34EBM (Base Mounted Device) A: 3.00" (76.20) B: 12.00" (304.80)
	Single Receptacle Cover For single receptacle with face diameters of 1.56in to 1.59in (39.62 to 40.39).	Anodized Aluminum	HBLALUF A: 3.00" (76.20) B: 12.00" (304.80) HBLALU34FBM (Base Mounted Device) A: 3.00" (76.20) B: 12.00" (304.80)	Single Receptacle Cover For single receptacle with face diameter of 2.13in (54.10).	Anodized Aluminum	HBLALUJ A: 3.00" (76.20) B: 12.00" (304.80) HBLALU34JBM (Base Mounted Device) A: 3.00" (76.20) B: 12.00" (304.80)
	Blank Cover To cover 12in (305.00) section of raceway.	Anodized Aluminum	HBLALUBL A: 3.00" (76.20) B: 12.00" (304.80)	Ortronics® Cover Plate For two Ortronics TracJack® or one Series II® datacom insert. Both bezels included.	Anodized Aluminum	HBLALUABRT A: 3.00" (76.20) B: 12.00" (304.80)
	Hubbell iSTATION Cover For mounting Hubbell iSTATION Modules. For the HBLALUPB use the KPIMBZGY on page U46 with modules from page U47. For the HBLALULPBA use the IMFIGY on page U47 or any IFPxxGY plates on page U46.	Anodized Aluminum	HBLALULPB A: 3.00" (76.20) B: 12.00" (304.80) C: 1.90 (48.26) D: 4.21 (106.93) HBLALULPBA A: 3.00" (76.20) B: 12.00" (304.80) C: 1.90 (48.26) D: 3.00" (76.20)			


Base Mounted Device Cover Design

No exposed screw holes. Receptacle is securely mounted to the raceway base rather than the cover.




Note: Ortronics®, Series II® and TracJack® are registered trademarks of The Ortronics Company.

Products at a Glance




HBLALU5000 and HBLALU7620 Series

- Two and three channel aluminum raceways
- Satin anodized finish
- Resists oxidation, corrosion and fading
- Can be installed as recessed or surface mounted
- UL Listed and CSA Certified



Covers

- Two and three channel raceway utilize common covers
- Available in single and dual channel cover designs
- Single covers allow access to one service at a time
- Dual channel cover fits over two channels for a seamless look
- Common aesthetics throughout line



Wide Selection of Fittings


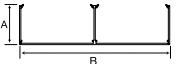


- External, internal, flat and tee fittings available to accommodate all types of applications
- Available in both two and three channel versions



Compatible Cover Plates

- Cover plates can be used for both HBLALU5000 and HBLALU7620 Raceways
- Cover plates offer option for most common power device applications
- Low profile bezel cover accommodates Hubbell iSTATION modules
- Open System data option available
- Base mounted cover plates available for added strength


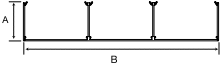


HBLALU5000 Series Inches (mm)


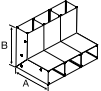

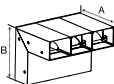

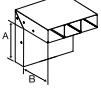

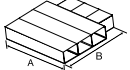

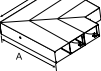

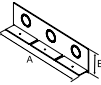

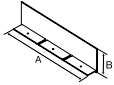







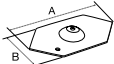

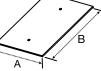
	Description	Color	Catalog No.	Description	Color	Catalog No.
HBLALU5000 Series	Two Channel Base Satin anodized finish. Packed 40ft (12.19m) per carton, 10ft (3m) lengths.	Anodized Aluminum	HBLALU5000B10 A: 1.66" (42.16) B: 5.08" (129.03)	Cover (Single Channel) Satin anodized finish. Packed 40ft (12.19m) per carton, 5ft (1.5m) lengths.	Anodized Aluminum	HBLALUC57 A: 2.54" (64.52)
	Assembled cover and base dimensions. W: 5.08" (129.03) H: 1.75" (44.45)					

	Description	Color	Catalog No.	Description	Color	Catalog No.
Elbows and Tees	Internal Elbow For making a 90° internal turn in a raceway run.	Anodized Aluminum	HBLALU5017* A: 6.00" (152.40) B: 6.00" (152.40)	Inverted Internal Elbow For connecting a vertical run of HBLALU5000 with a horizontal run with its cover facing up.	Anodized Aluminum	HBLALU5017N* A: 5.91" (150.20) B: 5.98" (151.89)
	External Elbow For making a 90° external turn in a raceway run.	Anodized Aluminum	HBLALU5018* A: 6.00" (152.40) B: 6.00" (152.40)	Tee For branch connections of two runs of HBLALU5000 Raceway.	Anodized Aluminum	HBLALU5015* A: 9.00" (228.60) B: 8.08" (205.30)
	Flat Elbow For making a 90° flat turn in a raceway run.	Anodized Aluminum	HBLALU5011* A: 9.00" (228.60) B: 9.00" (228.60)			
End Fittings	Entrance End Fitting For feeding raceway, has concentric 1/2in and 3/4in trade size KOs.	Anodized Aluminum	HBLALU5010B2 A: 5.08" (129.10) B: 1.75" (44.40)	Blank End Fitting For closing end of raceway.	Anodized Aluminum	HBLALU5010B A: 5.08" (129.10) B: 1.75" (44.40)
	Cover Clip To cover seam where lengths of HBLALU5000 Raceway come together.	Stainless Steel	HBLALU5006 A: 1.38" (34.92)	Wire Clip For holding conductors in place. Can be used for either HBLALU5000 or HBLALU7620 Raceway.	Anodized Aluminum	HBLALU57WC A: 1.00" (25.40)
Fittings	Internal Corner Coupling For butting two raceway sections to form an internal 90° turn in a raceway run.	Anodized Aluminum	HBLALU5717A A: 3.50" (88.90) B: 2.38" (60.30)	Grounding Adapter For connection of equipment grounding. #10-32 Locking screws included.	Galvanized Steel	HBLALU5709 A: 3.37" (85.50) B: 2.00" (50.83)
	Couplings (Pair) To join lengths of HBLALU5000 or HBLALU7620 base.	Aluminum	HBLALU5701 A: 2.38" (60.30) B: 4.00" (101.80)			

*HBLALU5701 couplings included
Note: See page U45 for cover plates.

HBLALU7620 Series Inches (mm)

HBLALU7620 Series	Description	Color	Catalog No.	Description	Color	Catalog No.
 	<p>Three Channel Base Satin anodized finish. Packed 40ft (12.19m) per carton, 10ft (3m) lengths.</p> <p>Assembled cover and base dimensions. W: 7.62" (193.55) H: 2.25" (57.15)</p>	Anodized Aluminum	HBLALU7620B10 A: 2.16" (54.86) B: 7.62" (193.55)	 	Anodized Aluminum	HBLALUC57 A: 2.54" (64.52)
	<p>Cover (Single Channel) Satin anodized finish. Packed 40ft (12.19m) per carton, 5ft (1.5m) lengths.</p>					

	Description	Color	Catalog No.	Description	Color	Catalog No.	
Elbow Fittings	<p>Internal Elbow For making a 90° internal turn in a raceway run.</p>  	Anodized Aluminum	HBLALU7617* A: 6.50" (165.10) B: 6.50" (165.10)	<p>Inverted Internal Elbow For connecting a vertical run of HBLALU7620 with a horizontal run with its cover facing up.</p>  	Anodized Aluminum	HBLALU7617N* A: 6.50" (165.10) B: 5.98" (151.89)	
	<p>External Elbow For making a 90° external turn in a raceway run.</p>  	Anodized Aluminum	HBLALU7618* A: 5.50" (139.70) B: 5.50" (139.70)	<p>Tee For branch connections of two runs of HBLALU7620 Raceway.</p>  	Anodized Aluminum	HBLALU7615* A: 9.00" (228.60) B: 10.62" (269.80)	
	<p>Flat Elbow For making a 90° flat turn in a raceway run.</p>  	Anodized Aluminum	HBLALU7611* A: 11.54" (293.10) B: 11.54" (293.10)				
End Fittings	<p>Entrance End Fitting For feeding raceway, has concentric 1/2in and 3/4in trade size KOs.</p>  	Anodized Aluminum	HBLALU7610B2 A: 7.62" (193.50) B: 2.31" (58.70)	<p>Blank End Fitting For closing end of raceway.</p>  	Anodized Aluminum	HBLALU7610B A: 7.62" (193.50) B: 2.31" (58.70)	
Fittings	<p>Cover Clip To cover seam where lengths of HBLALU7620 Raceway come together.</p>  	Stainless Steel	HBLALU7606 A: 1.38" (34.92)	<p>Wire Clip For holding conductors in place. Can be used for either HBLALU5000 or HBLALU7620 Raceway.</p>  	Anodized Aluminum	HBLALU57WC A: 1.00" (25.40)	
	<p>Internal Corner Coupling For butting two raceway sections to form an internal 90° turn in a raceway run.</p>  	Anodized Aluminum	HBLALU5717A A: 3.50" (88.90) B: 2.38" (60.30)		<p>Grounding Adapter For connection of equipment grounding. #10-32 Locking screws included.</p>  	Galvanized Steel	HBLALU5709 A: 3.37" (85.50) B: 2.00" (50.83)
	<p>Couplings (Pair) To join lengths of HBLALU5000 or HBLALU7620 base.</p>  	Aluminum	HBLALU5701 A: 2.38" (60.30) B: 4.00" (101.80)				

*HBLALU5701 couplings included
Note: See page U45 for cover plates.

HBLALU5000 and HBLALU7620 Series Inches (mm)



Cover Plates	Description	Color	Catalog No.	Description	Color	Catalog No.
	Duplex Receptacle Cover For duplex receptacles and duplex communication frames shown on page U46.	Anodized Aluminum	HBLALU57DR A: 2.54" (64.50) B: 12.00" (304.80) HBLALU57DRBM (Base Mounted Device) A: 2.54" (64.50) B: 12.00" (304.80)	Toggle Switch Cover For single pole, two pole, three-way or four-way switches.	Anodized Aluminum	HBLALU57N A: 2.54" (64.50) B: 12.00" (304.80) HBLALU57NBM (Base Mounted Device) A: 2.54" (64.50) B: 12.00" (304.80)
	Rectangular Style Line® Cover For Style Line rectangular duplex receptacle, GFCI, surge device or rectangular communication frames shown on page U46.	Anodized Aluminum	HBLALU57G A: 2.54" (64.50) B: 12.00" (304.80) HBLALU57GBM (Base Mounted Device) A: 2.54" (64.50) B: 12.00" (304.80)	Blank Cover To cover 12in (305.00) section of raceway.	Anodized Aluminum	HBLALU57BL A: 2.54" (64.50) B: 12.00" (304.80)
	Single Receptacle Cover For single receptacle with face diameters of 1.38in to 1.39 in (35.05 to 35.31).	Anodized Aluminum	HBLALU57E A: 2.54" (64.50) B: 12.00" (304.80) HBLALU57EBM (Base Mounted Device) A: 2.54" (64.50) B: 12.00" (304.80)	Single Receptacle Cover For single receptacle with face diameters of 1.56in to 1.59in (39.62 to 40.39).	Anodized Aluminum	HBLALU57F A: 2.54" (64.50) B: 12.00" (304.80) HBLALU57FBM (Base Mounted Device) A: 2.54" (64.50) B: 12.00" (304.80)
	Hubbell iSTATION Cover For mounting Hubbell iSTATION modules. IMF1GY or IFPxxGY frames and plates on pages U46 and U47.	Anodized Aluminum	HBLALU57LPB A: 2.54" (64.50) B: 12.00" (304.80) C: 1.90 (48.26) D: 3.00" (76.20)	Ortronics® Cover Plate For two Ortronics TracJack® or one Series II® datacom insert. Both bezels included.	Anodized Aluminum	HBLALU57ABRT A: 2.54" (64.50) B: 12.00" (304.80)
	2-Gang Raised Device Box KP device plates only, found on page U46.	Gray PVC	HBLALU57KP2G A: 5.08" (129.10) B: 7.64" (193.90)			














Base Mounted Device Cover Design













No exposed screw holes. Receptacle is securely mounted to the raceway base rather than the cover.

Note: Ortronics®, Series II® and TracJack® are registered trademarks of The Ortronics Company.

Device Brackets and Wallplates Inches (mm)

1. Choose Device Mounting Bracket	Description	Color		HBL4750 Series		HBL6750 Series
	Device Mounting Bracket for HBL4750 and HBL6750 Series Metal Raceway	Gray Ivory		HBL4750GY HBL4750IV		HBL6750GY HBL6750IV



2. Choose 1-Gang Wallplates	Color	Catalog No.	Catalog No.	Catalog No.	Catalog No.
	Gray	 KP8GY Duplex	 KP26GY Style Line®	 KP1GY Toggle	 KP7GY Receptacle (1.41 ID)
	Gray	 KP212GY Coax (2)	 KP2140GY Jack/Coax	 KP2162GY Modular Jacks (2)	 KP2163GY Modular Jacks (3)
	Gray	 KPORTGY Ortronics Series II® Data Module	 KPPANGY Panduit Mini-Com® Data Module	 KP14GY Blank	 KP720GY Receptacle (1.60 ID)
Gray	 KPIMBZGY 3-Unit iSTATION (Accepts all Hubbell iSTATION Modules found in Section V).				












Communications Wallplates.	Color	Catalog No.	Catalog No.	Catalog No.	Catalog No.
	Gray Ivory	 ISF2GY ISF2EI Decorator 2-Port	 ISF3GY ISF3EI Decorator 3-Port	 ISF4GY ISF4EI Decorator 4-Port	 ISF6GY ISF6EI Decorator 6-Port
	Gray Ivory Office White	 IFP126GY - IFP126OW Decorator	 IFP12GY IFP12EI Flush 2-Port	 IFP13GY IFP13EI Flush 3-Port	 IFP14GY IFP14EI Flush 4-Port
Gray Ivory Office White	 IFP16GY IFP16EI Flush 6-Port	 - - IFP18OW Duplex	 BR106G BR106E Duplex 2-Port	 Q106G Q106E Duplex 4-Port	

Note: For HBL3000 series raceway applications, Catalog No. HBL3051EIV/GY must be used with plates and devices.

Note: Panduit® and Mini-Com® are registered trademarks of Panduit Corp. Ortronics® and Series II® are registered trademarks of Ortronics/LeGrand.

Frame Modules and Modular Connector Fittings Inches (mm)

1. Choose Plate Frame	Description	Color	HBL4750 Series	HBL6750 Series
	Front loading plate will accept any modules in three unit combinations. Angled fixtures to be used in bottom opening only. Use KPIMBZAL/GY plate with modules for HBL4750 and HBL6750 Series device mounting bracket located on page U46. See Section S for additional Hubbell iSTATION modules and datacom products. <i>Note: Each gang accepts 3 module units.</i>	Gray Ivory	 IMF1GY IMF1EI	 IMF2GY IMF2EI

2. Choose Modules	Color	Catalog No.	Catalog No.	Catalog No.	Catalog No.
	Gray Ivory	 IMB05GY IMB05EI Blank Module .5 Unit	 IMB1GY IMBEI Blank Module 1 Unit	 IMB15GY IMB15EI Blank Module 1.5 Unit	
	Gray Ivory	 IM1K1GY IM1K1EI Modular Flat 1 Unit	 IM2K1GY IM2K1EI Modular Flat 1 Unit	 IM1KA15GY IM1KA15EI Modular Angled 1.5 Unit	 IM2KA15GY IM2KA15EI Modular Angled 1.5 Unit
	Gray Ivory	 IM1SCA15GY IM1SCA15EI SC 1 Duplex Angled, 1.5 Unit	 IM2SCA2GY IM2SCA2EI SC 2 Duplex Angled, 2 Unit	 IM1IA15GY IM1IA15EI Modular Recessed 1.5 Unit	 IM2IA15GY IM2IA15EI Modular Recessed 1.5 Unit

Keystone Opening

Hole size for mounting all Hubbell jacks




A: .580" (14.73)
B: .760" (19.30)

Modular connectors to be used with any plate with a standard modular opening. Not recommended for use with KP plates. For KP applications use KPIMBZAL/GY bezel and appropriate Hubbell iSTATION modules located in the Section V. Use appropriate Hubbell iSTATION modules for SC fiber adapters. See Section V for additional modular connectors.

Modular Connector Fittings	Color	Catalog No.	Catalog No.	Catalog No.
	Gray Ivory	 SFFGGY SFFGEI F-Type Coupler Gold	 SFFGX SFFEX F-Type Coupler Nickel	 SFBG10 SFBGE10 Blank (10 Pack)
	Gray Ivory	 SFRCRFFGY SFRCRFFEI RCA Gold Pass-through F/F Coupler Red Insulator	 SFCWFFGY SFCWFFEI RCA Gold Pass-through F/F Coupler White Insulator	 SFCYFFGY SFCYFFEI RCA Gold Pass-through F/F Coupler Yellow Insulator
	Black	 SFSV110BK S-Video 110, Black	 SFSVBK S-Video F/F Coupler	 SFSPGBK* SFSPGR** Speaker Post Connector
	Black housing only	 SFRC110R RCA 110 Punchdown Red Insulator	 SFRC110W RCA 110 Punchdown White Insulator	 SFRC110Y RCA 110 Punchdown Yellow Insulator

Note: *Office White housing with black ring color **Office White housing with red ring color

Modular Jacks	Color	Catalog No.	Catalog No.	Catalog No.
	See below	 HXJ5Exx Cat 5e, T568A, T568B, RJ45	 HXJ6xx Cat 6, T568A, T568B, RJ45	 HXJUxx 6 Position USOC, RJ25

xx = Color: **BK** (Black), **B** (Blue), **GY** (Gray), **GN** (Green), **EI** (Ivory), **OW** (Office White), **OR** (Orange), **R** (Red), **W** (White), or **Y** (Yellow)

Wire Fill Capacity Chart and Technical Information

Metal and Aluminum Raceway Wire Fill Capacities															
Series	Channel Area (sq in)	Power (THHN/T90 Nylon)			Voice		Data (Copper Cables)					Data (Multimode Fiber Optic Cables)			
		14 AWG	12 AWG	10 AWG	4-Pair	25-Pair	Type RGS9U	Cat 5e	Cat 6	Cat 6A	Cat 6 STP	(2) or (4) Fiber Round Cable	Fiber Optic Jumpers	Fiber Optic Zip Cord	
		Wire O.D. (in):	0.111	0.13	0.164	0.19	0.41	0.242	0.21	0.25	0.35	0.29	0.19	0.118	.12 x .24
		Wire Area (sq in):	0.0097	0.0133	0.0211	0.0283	0.1320	0.0460	0.0346	0.0491	0.0962	0.0660	0.0283	0.0109	0.0288
Wire Fill Capacity		40%	40%	40%	40%	40%	40%	40%	40%	40%	40%	40%	40%	40%	
Metal Raceway															
HBL500		0.22	7	5	3	2	0	1	2	1	1	1	2	8	2
HBL700		0.26	10	7	4	3	0	2	3	2	1	1	3	8	3
HBL750		0.40	12	9	5	6	1	3	5	3	2	2	6	15	6
HBL2000		0.89	7	7	0	13	3	8	10	7	4	5	13	33	12
HBL2000A		0.86	35	26	16	11	2	7	9	7	4	5	13	33	12
HBL2400		1.39	57	41	26	19	4	12	16	11	5	8	19	51	19
HBL2400D	Channel A	0.86	26	19	11	12	2	7	9	7	3	5	12	31	11
	Channel B	0.37	11	9	6	5	1	3	4	3	1	2	5	13	5
HBL3000		3.70	152	111	70	52	11	32	43	30	15	22	52	136	51
HBL4750	No Barriers	7.20	296	216	136	102	22	63	83	59	30	44	102	264	100
	Barrier Centered Ch. A	3.10	127	93	58	44	9	27	36	25	13	19	44	114	43
	Barrier Centered Ch. B	3.30	127	93	58	47	10	29	38	27	14	20	47	121	46
	Barrier Offset Ch. A	2.10	86	63	39	30	6	18	24	17	9	13	30	77	29
	Barrier Offset Ch. B	4.30	176	129	81	61	13	37	50	35	18	26	61	158	60
HBL6750	No Barriers	13.77	566	412	259	195	42	120	159	112	57	83	195	505	191
	Barrier Offset 1/3 Ch. A	4.59	189	138	86	65	14	40	53	37	19	28	65	168	64
	Barrier Offset 2/3 Ch. B	9.18	379	278	173	130	28	80	106	75	38	56	130	337	128
Aluminum Raceway															
HBLALU2000		1.20	49	36	22	16	3	10	13	9	4	7	16	44	16
HBLALU3800		5.80	214	156	98	82	18	50	67	47	24	35	82	213	81
HBLALU4800	Center Barrier/ Both Channels	11.60	428	312	196	164	35	101	134	95	48	70	164	426	161
	Center Barrier/ 1 Channel	5.80	214	156	98	82	18	50	67	47	24	35	82	213	81
HBLALU5000	Center Barrier/ Both Channels	7.60	312	228	142	106	22	64	86	60	30	46	106	278	104
	Center Barrier/ 1 Channel	3.80	156	114	71	53	11	32	43	30	15	23	53	139	52
HBLALU7620	2 Barriers with 3 Equal Channels/Total	15.00	618	450	282	210	45	129	171	120	60	90	210	549	207
	2 Barriers with 3 Equal Channels/ 1 Channel	5.00	206	150	94	70	15	43	57	40	20	30	70	183	69

Note: Pathway (Raceway) fill shall be 40% maximum. Raceway fittings and outlets/receptacles reduce the cross section of the raceway system, thus reducing overall cable fill capacity.

Physical Properties

Material Galvanized Steel or Anodized Aluminum

Metal PlugTrak Specifications

Receptacle Rating NEMA 5-15R and NEMA 5-20R
 Wire #12 AWG Stranded Copper
 Receptacle Face Thermoplastic

Codes/Standards

TIA/EIA 569B
 UL Standard UL 5
 Listings E253976 /E253830 /E253833
 CSA Standard C22.2 no. 62
 Certification LR87514

Cross Reference

Hubbell Catalog No.	Wiremold® Catalog No.
---------------------	-----------------------

HBL500 Series	500 Series
HBL502B	502
HBL605CUT	605
HBL600B	600B
HBL605K	605K
HBL500TFIV	N/A
HBL50010IV	V500
HBL504IV	V504
HBL506IV	V506
HBL511IV	V511
HBL512IV	V512
HBL517IV	V517
HBL518IV	V518

HBL750 Series	700 Series
HBL607CUT	607
HBL7502B	702
HBL607K	607K
HBL750TFIV	N/A
HBL75010IV	V700
HBL7504IV	V704
HBL7506IV	V706
HBL711IVA	V711
HBL712IV	V712
HBL717IVA	V717
HBL718IVA	V718

HBL500/HBL750 Series	500/700 Series
----------------------	----------------

HBL5701C	5701
HBL5709	5709
HBL5780	5780
HBL5781	5781
HBL5782C	5782
HBL5791	5791
HBL5709GC	5709GC
HBL5781A	5781A
HBL5782A	5782A
HBL5790B	5790B
HBL5752RA	R5752
HBL5753RA	R5753
HBL5700FIVA	V5700F
HBL5703IV	V5703
HBL5711LHIVA	V5711LH
HBL5711RHIVA	V5711RH
HBL5715IVA	V5715
HBL5719IVA	V5719
HBL57242IVA	V57242
HBL5731IV	V5731
HBL5733IVA	V5733
HBL5735IVA	V5735
HBL5736IV	V5736
HBL5737IVA	V5737
HBL5737AIVA	V5737A
HBL5738IVA	V5738
HBL5738AIVA	V5738A
HBL5738AFIVA	V5738AF
HBL5739IVA	V5739
HBL5739AIVA	V5739A
HBL5744IVA	V5744
HBL57442IVA	V5744-2
HBL57443IVA	V5744-3
HBL5744SIVA	V5744S
HBL5744S2IVA	V5744S-2
HBL5744S3IVA	V5744S-3
HBL5745IVA	V5745
HBL5747IVA	V5747
HBL57472IVA	V5747-2
HBL57473IVA	V5747-3

Hubbell Catalog No.	Wiremold® Catalog No.
---------------------	-----------------------

HBL5748IVA	V5748
HBL57482IVA	V5748-2
HBL57483IVA	V5748-3
HBL57484IVA	V5748-4
HBL57485IVA	V5748-5
HBL57486IVA	V5748-6
HBL5751IVA	V5751
HBL57512IVA	V5751-2
HBL57513IVA	V5751-3
HBL5751AIVA	V5751A
HBL5752IVA	V5752
HBL5753IVA	V5753
HBL5760IVA	V5760
HBL5783IVA	V5783
HBL5784IVA	V5784
HBL5785IVA	V5785
HBL5786IVA	V5786
HBL5786AIVA	N/A
HBL5711BRIVA	N/A
HBL5715BRIVA	N/A
HBL5717BRIVA	N/A
HBL5718BRIVA	N/A

HBL2000 Series	2000 Series
----------------	-------------

HBL620C	620
HBL2001C	2001
HBL2003SC	2003
HBL2009GC	2009
HBL2000WC	2000WC
HBL2000WCA	N/A
HBL2017TC	2017TC
HBL620BCK	620BCK
HBL2000B5GY	G2000B-5
HBL2000BCGY	G2000BC
HBL2000BCAGY	N/A
HBL2000CGY	G2000C
HBL2000CAGY	G2100C
HBL2006GY	G2006
HBL2010A2GY	G2010A2
HBL2010A3GY	G2010A3
HBL2010BGY	G2010B
HBL2011GY	G2011
HBL2011BRGY	N/A
HBL2015GY	G2015
HBL2015BRGY	N/A
HBL2017BRGY	N/A
HBL2018BRGY	N/A
HBL2018CGY	G2018C
HBL2048GY	G2048
HBL20482GY	G2048-2
HBL2051HGY	G2051H
HBL2000TFIV	N/A
HBL2000TFGY	N/A
HBL2000B5IV	V2000B-5
HBL2000BCIV	V2000BC
HBL2000BCAIV	N/A
HBL2000CIV	V2000C
HBL2000CAIV	V2100C
HBL2006IV	V2006
HBL2010A2IV	V2010A2
HBL2010A3IV	V2010A3
HBL2010BIV	V2010B
HBL2011IV	V2011
HBL2011BRIV	N/A
HBL2015IV	V2015
HBL2015BRIV	N/A
HBL2017BRIV	N/A
HBL2018BRIV	N/A

Note: Wiremold® is a registered trademark of The Wiremold Company. Hubbell Inc. is not affiliated with The Wiremold Company.

Cross Reference

Hubbell Catalog No.	Wiremold® Catalog No.
HBL2018CIV	V2018C
HBL2048IV	V2048
HBL20482IV	V2048-2
HBL2051HIV	V2051H
HBL2089IV	V2089
HBL2089EIV	V2089E
HBL2400/HBL2400D Series	
HBL2400C	2401
HBL2409GC	2409
HBL2400WC	2400WC
HBL2401DC	2401D
HBL624BCK	624BCK
HBL24DRK	N/A
HBL24SRK	N/A
HBL24106DRK	N/A
HBL24106RRK	N/A
HBL4724REDIV	N/A
HBL2420REDIV	N/A
HBL2400TFIV	N/A
HBL2400DTFIV	N/A
HBL2400BIV	V2400B
HBL2400B10IV	V2400B-10
HBL2400BCIV	V2400BC
HBL2400BDIV	V2400BD
HBL2400CIV	V2400C
HBL2406IV	V2406
HBL2410AIV	V2410A
HBL2410BIV	V2410B
HBL2410BDIV	V2410BD
HBL2410CIV	V2410C
HBL2410DFOIV	V2410DFO
HBL2410FCIV	V2410FC
HBL2411DFOIV	V2411DFO
HBL2415DFOIV	V2411DFO
HBL2411IV	V2411FO
HBL2415IV	V2415FO
HBL2417DFOIV	V2417DFO
HBL2417IV	V2417FO
HBL2418DFOIV	V2418DFO
HBL2418IV	V2418FO
HBL2426IV	V2426
HBL2444IVA	V2444
HBL24442IV	V2444-2
HBL2444DIVA	V2444D
HBL2444D2AIV	V2444D-2A
HBL2448IVA	V2448
HBL24482IV	V2448-2
HBL2451HIV	V2451H
HBL2475DBRIV	V2475D
HBL2489IV	V2489
HBL3000 Series	
HBL630B	630B
HBL630BDK	630BDK
HBL630C	630C
HBL630CDK	630CDK
HBL3000BGY	G3000B
HBL3000C075GY	G3000C075
HBL3000C195GY	G3000C195
HBL3000CEGY	G3000CE
HBL3000WCGY	G3000WC
HBL3001GY	G3001
HBL3001AGY	G3001A
HBL3003GY	G3003
HBL3006EGY	G3006E
HBL3007CGY	G3007C

Hubbell Catalog No.	Wiremold® Catalog No.
HBL3010AEGY	G3010AE
HBL3010BGY	G3010B
HBL3010CGY	G3010C
HBL3011EGY	G3011E
HBL3014CGY	G3014C
HBL3015EGY	G3015E
HBL3017TCEGY	G3017TCE
HBL3018AEGY	G3018AE
HBL3027AEGY	G3027AE
HBL3028GY	G3028
HBL3033JEGY	G3033JE
HBL3036HEGY	G3036HE
HBL3040CEGY	G3040CE
HBL3043BEGY	G3043BE
HBL30442GY	G3044-2
HBL3046BEGY	G3046BE
HBL3046H2GY	G3046H-2
HBL3048RGY	G3048R
HBL3051LEGY	G3051LE
HBL3082GY	G3082
HBL3086GY	G3086
HBL3200REDIV	N/A
HBL3200REDGY	N/A
HBL3000TFIV	N/A
HBL3000TFGY	N/A
HBL3000BIV	V3000B
HBL3000C075IV	V3000C075
HBL3000C195IV	V3000C195
HBL3000CEIV	V3000CE
HBL3003IV	V3003
HBL3006EIV	V3006E
HBL3010AEIV	V3010AE
HBL3010BIV	V3010B
HBL3010CIV	V3010C
HBL3011EIV	V3011E
HBL3014CIV	V3014C
HBL3015EIV	V3015E
HBL3017TCEIV	V3017TCE
HBL3018AEIV	V3018AE
HBL3027AEIV	V3027AE
HBL3028IV	V3028
HBL3033JEIV	V3033JE
HBL3036HEIV	V3036HE
HBL3040CEIV	V3040CE
HBL3043BEIV	V3043BE
HBL30442IV	V3044-2
HBL3046BEIV	V3046BE
HBL3046H2IV	V3046H-2
HBL3048RIV	V3048R
HBL3051LEIV	V3051LE
HBL3086IV	V3086
HBL4750 Series	
HBL4751AC	4001A
HBL4750IV	V4050
HBL640C	640C
HBL4750B10GY	G4000B-10
HBL4750C075GY	G4000C075
HBL4750C195GY	G4000C195
HBL640B	640B
HBL4747RXIV	V4047RX
HBL4747RFIV	V4047RF
HBL4747C1GY	G4047C-1
HBL4747BXGY	G4047BX
HBL4747RXGY	G4047RX
HBL4747RFGY	G4047RF
HBL4747JXGY	G4047JX

Note: Wiremold® is a registered trademark of The Wiremold Company. Hubbell Inc. is not affiliated with The Wiremold Company.

Cross Reference

Hubbell Catalog No.	Wiremold® Catalog No.
HBL4747C2GY	G4047C-2
HBL4715DFOGY	G4015DFO
HBL4717NGY	G4017N
HBL4746H2GY	G4046H-2
HBL4718DFOGY	G4018FO
HBL47472BBFFGY	G4047-2BBFF
HBL47472BBBBBGY	G4047-2BBBB
HBL47472BBSSGY	G4047-2BBSS
HBL47472BBXXGY	G4047-2BBXX
HBL47472BBTTGY	G4047-2BBTT
HBL4747AXGY	G4047AX
HBL47472RRXXGY	G4047-2RRXX
HBL4747BFGY	G4047BF
HBL4747BBGY	G4047BB
HBL4747BRGY	N/A
HBL4747BRIV	N/A
HBL4747BTGY	G4047BT
HBL4747BSGY	G4047BS
HBL4774AGY	G4074A
HBL4750GY	G4050
HBL47472RRXXIV	V4047-2RRXX
HBL47472BBXXIV	V4047-2BBXX
HBL4747BBIV	V4047BB
HBL4747AXIV	V4047AX
HBL4747BFIV	V4047BF
HBL4747BTIV	V4047BT
HBL4747BSIV	V4047BS
HBL4747C1IV	V4047C-1
HBL4747BXIV	V4047BX
HBL4747JXIV	V4047JX
HBL4747C2IV	V4047C-2
HBL4750CIV	V4000C
HBL4750B10IV	V4000B-10
HBL4750C315IV	V4000C315
HBL4750C195IV	V4000C195
HBL4711DFOIV	V4011FO
HBL4711IV	V4011
HBL4710DFOIV	V4010DFO
HBL4710IV	V4010
HBL4710BIV	V4010B
HBL4756AIV	V4006
HBL4714AIV	V4014A
HBL4712TXIV	V4012TX
HBL4750C135IV	V4000C135
HBL4750C075IV	V4000C075
HBL4717DFOIV	V4017FO
HBL4717IV	V4017
HBL4715DFOIV	V4015DFO
HBL4715IV	V4015
HBL4718DFOIV	V4018FO
HBL4718IV	V4018
HBL4717NIV	V4017N
HBL47472BBBBBIV	V4047-2BBBB
HBL4746H2IV	V4046H-2
HBL47472BBTTIV	V4047-2BBTT
HBL47472BBSSIV	V4047-2BBSS
HBL4747CVMGY	G6007C-1
HBL4786AGY	G4086A
HBL4750TFIV	N/A
HBL4747CVM2GY	G6007C-2
HBL4750BP	N/A
HBL4750TFGY	N/A
HBL4756AGY	G4006
HBL4751DA	4001DA
HBL640BDK	640BDK
HBL640CDK	640CDK
HBL4750CGY	G4000C
HBL4750C135GY	G4000C135
HBL4750C315GY	G4000C315

Hubbell Catalog No.	Wiremold® Catalog No.
HBL4750DGY	G4000D
HBL4750WCGY	G4000WC
HBL4710BGY	G4010B
HBL4710DFOGY	G4010DFO
HBL4710GY	G4010
HBL4711DFOGY	G4011FO
HBL4711GY	G4011
HBL4712TXGY	G4012TX
HBL4714AGY	G4014A
HBL4717DFOGY	G4017FO
HBL4717GY	G4017
HBL4717TCAGY	G4017TCA
HBL4774AIV	V4074A
HBL4786AIV	V4086A
HBL4747CVMIV	V6007C-1
HBL4747CVM2IV	V6007C-2
HBL6750 Series	6000 Series
HBL6751A	6001A
HBL660C	640C
HBL660CDK	640CDK
HBL660B	660B
HBL660BDK	660BDK
HBL6718DFOGY	G4018FO
HBL6718GY	G6017TX
HBL6746HHHGY	G4046H-2 (4000 Series 2-Gang)
HBL67473BBBBBBGY	G4047-2BBBB (4000 Series 2-Gang)
HBL67473BBBBFFGY	G4047-2BBFF (4000 Series 2-Gang)
HBL67473BBBBSSGY	G4047-2BBSS (4000 Series 2-Gang)
HBL67473BBBBTTGY	G4047-2BBTT (4000 Series 2-Gang)
HBL67473BBBBXXGY	G4047-2BBXX (4000 Series 2-Gang)
HBL6747AXXGY	G4047AX (4000 Series 2-Gang)
HBL6747BBBGY	G4047BB (4000 Series 2-Gang)
HBL6747BFBGY	G4047BF (4000 Series 2-Gang)
HBL6747BBSGY	G4047BS (4000 Series 2-Gang)
HBL6747BBTGY	G4047BT (4000 Series 2-Gang)
HBL6747BXXGY	G4047BX (4000 Series 2-Gang)
HBL6747C1GY	V4047C-1 (4000 Series 1-Gang Overlapping)
HBL6747C2GY	V4047C-2 (4000 Series 2-Gang Overlapping)
HBL6747JXXGY	G4047JX (4000 Series 2-Gang)
HBL6747RRFGY	G4047RF (4000 Series 2-Gang)
HBL6747RXXGY	G4047RX (4000 Series 2-Gang)
HBL67473RRRRXXGY	G4047-2RRXX
HBL6750GY	G4050
HBL6750B10GY	G6000B-10
HBL6750CGY	G6000C
HBL6750DAGY	G6000DA
HBL6750WCGY	G6000WC
HBL6751DAGY	G6001DA
HBL6756AGY	G6006
HBL6710BGY	G6010B
HBL6711DFOGY	G6011TX
HBL6711GY	G6011TX
HBL6712TXGY	G6012TX
HBL6714AGY	G6014A
HBL6717DFOGY	G6017TX
HBL6717GY	G6017TX
HBL6774AGY	G6074A
HBL6786GY	G6086
HBL6750C075IV	N/A
HBL6750C075GY	N/A
HBL6750C135IV	N/A
HBL6750C135GY	N/A
HBL6750C195IV	N/A
HBL6750C195GY	N/A
HBL6750C315IV	N/A
HBL6750C315GY	N/A
HBL6715DFOIV	N/A

Note: Wiremold® is a registered trademark of The Wiremold Company. Hubbell Inc. is not affiliated with The Wiremold Company.

Cross Reference

Hubbell Catalog No.	Wiremold® Catalog No.
HBL6715IV	N/A
HBL6715DFOGY	N/A
HBL6715GY	N/A
HBL6717NIV	N/A
HBL6717NGY	N/A
HBL6717TCAGY	N/A
HBL6710DFOIV	N/A
HBL6710DFOGY	N/A
HBL6750TFIV	N/A
HBL6750TFGY	N/A
HBL6718DFOIV	V4018FO
HBL6746HHIV	V4046H-2 (4000 Series 2-Gang)
HBL67473BBBBXXGY	V4047-2BBBB (4000 Series 2-Gang)
HBL67473BBBBFFIV	V4047-2BBFF (4000 Series 2-Gang)
HBL67473BBBBSSIV	V4047-2BBSS (4000 Series 2-Gang)
HBL67473BBBBTTIV	V4047-2BBTT (4000 Series 2-Gang)
HBL67473BBBBXXIV	V4047-2BBXX (4000 Series 2-Gang)
HBL6747AXXIV	V4047AX (4000 Series 2-Gang)
HBL6747BBBIV	V4047BB (4000 Series 2-Gang)
HBL6747BBFIV	V4047BF (4000 Series 2-Gang)
HBL6747BBSIV	V4047BS (4000 Series 2-Gang)
HBL6747BBTIV	V4047BT (4000 Series 2-Gang)
HBL6747BXXIV	V4047BX (4000 Series 2-Gang)
HBL6747C1IV	V4047C-1 (4000 Series 1-Gang Overlapping)
HBL6747C2IV	V4047C-2 (4000 Series 2-Gang Overlapping)
HBL6747JXXIV	V4047JX (4000 Series 2-Gang)
HBL6747RRFIV	V4047RF (4000 Series 2-Gang)
HBL6747RXXIV	V4047RX (4000 Series 2-Gang)
HBL67473RRRRXXIV	V4047-2RRXX
HBL6750IV	V4050
HBL6750B10IV	V6000B-10
HBL6750CIV	V6000C
HBL6756AIV	V6006
HBL6710BIV	V6010B
HBL6711DFOIV	V6011TX
HBL6711IV	V6011TX
HBL6712TXIV	V6012TX
HBL6714AIV	V6014A
HBL6774AIV	V6074A
HBL6786IV	V6086
Metal PlugTrak®	Metal Plugmold®
HBL20C215IV	V20-C2
HBL20C215GY	G20-C2
HBL20C315IV	N/A
HBL20C315GY	N/A
HBL20GB306GY	G20GB306
HBL20IG306GY	G20IG306
HBL20GB506GY	G20GB506
HBL20GB512GY	G20GB512
HBL20GB606GY	G20GB606
HBL20GB609GY	G20GB609
HBL20GB612GY	G20GB612
HBL20GB618GY	G20GB618
HBL20GBA512GY	G20GBA512
HBL20GBA609GY	G20GBA609
HBL20GBA612GY	G20GBA612
HBL20GBA618GY	G20GBA618
HBL20IG512GY	G20IG512
HBL20IG606GY	G20IG606
HBL24GB306GY	G24GB306
HBL24GB506GY	G24GB506
HBL24GB512GY	G24GB512
HBL24GBA512GY	G24GBA512
HBL24GB606GY	G24GB606
HBL24GB612GY	G24GB612
HBL24GB618GY	G24GB618
HBL24GBA612GY	G24GBA612

Hubbell Catalog No.	Wiremold® Catalog No.
HBL24GBA618GY	G24GBA618
HBL20GB306IV	V20GB306
HBL20IG306IV	V20IG306
HBL20GB506IV	V20GB506
HBL20GB512IV	V20GB512
HBL20GB606IV	V20GB606
HBL20GB609IV	V20GB609
HBL20GB612IV	V20GB612
HBL20GB618IV	V20GB618
HBL20GBA512IV	V20GBA512
HBL20GBA609IV	V20GBA609
HBL20GBA612IV	V20GBA612
HBL20GBA618IV	V20GBA618
HBL20IG512IV	V20IG512
HBL20IG606IV	V20IG606
HBL24GB306IV	V24GB306
HBL24GB506IV	V24GB506
HBL24GB512IV	V24GB512
HBL24GBA512IV	V24GBA512
HBL24GB606IV	V24GB606
HBL24GB612IV	V24GB612
HBL24GB618IV	V24GB618
HBL24GBA612IV	V24GBA612
HBL24GBA618IV	V24GBA618
HBLALU2000 Series	ALA2000 Series
HBLALU2000B10	AL2000B-10
HBLALU2000B5	AL2000B-5
HBLALU2000C5	AL2000C-5
HBLALU2000WC	AL2000WC
HBLALU2001	AL2001
HBLALU2003	AL2003
HBLALU2006	AL2006
HBLALU2009	AL2009
HBLALU2010A	AL2010A
HBLALU2010B	AL2010B
HBLALU2011	AL2011
HBLALU2015	AL2015
HBLALU2017	AL2017
HBLALU2018	AL2018
HBLALU2038	AL2038
HBLALU2040A	AL2040A
HBLALU2043	AL2043
HBLALU2044	AL2044
HBLALU20442	AL2044-2
HBLALU2047	AL2047
HBLALU20472	AL2047-2
HBLALU2051H	AL2051H
Aluminum PlugTrak®	Aluminum Plugmold®
HBLALU20GB306	AL20GB306
HBLALU20GB506	AL20GB506
HBLALU20GB512	AL20GB512
HBLALU20GB606	AL20GB606
HBLALU20GB612	AL20GB612
HBLALU20GB618	AL20GB618
HBLALU20GBA606	AL20GBA606
HBLALU20GBA612	AL20GBA612
HBLALU20GBA618	AL20GBA618
HBLALU20IG306	AL20IG306
HBLALU20IG506	AL20IG506
HBLALU20IG606	AL20IG606
HBLALU24GB306	N/A
HBLALU24IG306	N/A
HBLALU24GB506	N/A
HBLALU24GB512	N/A
HBLALU24IG506	N/A
HBLALU24GB606	N/A

Note: Wiremold® is a registered trademark of The Wiremold Company. Hubbell Inc. is not affiliated with The Wiremold Company.

Cross Reference

Hubbell Catalog No.	Wiremold® Catalog No.
------------------------	--------------------------

HBLALU24GB612	N/A
HBLALU24GB618	N/A
HBLALU24GBA606	N/A
HBLALU24GBA612	N/A
HBLALU24GBA618	N/A
HBLALU24IG606	N/A

HBLALU3800 Series	ALA3800 Series
-------------------	----------------

HBLALU3800B10	ALA3800B-10
HBLALU3806	ALA3806
HBLALU3810B	ALA3810B
HBLALU3810B1	ALA3810B1
HBLALU3811	ALA3811
HBLALU3815	ALA3815
HBLALU3817	ALA3817
HBLALU3817N	ALA3817N
HBLALU3818	ALA3818
HBLALUC5	ALAC-5
HBLALUWC	ALAWC

HBLALU4800 Series	ALA4800 Series
-------------------	----------------


HBLALU01	ALA01
HBLALU09	ALA09
HBLALU17A	ALA17A
HBLALU4800B10	ALA4800B-10
HBLALU4806	ALA4806
HBLALU4810B	ALA4810B
HBLALU4810B2	ALA4810B2
HBLALU4811	ALA4811
HBLALU4815	ALA4815
HBLALU4817	ALA4817
HBLALU4817N	ALA4817N
HBLALU4818	ALA4818
HBLALUABRT	ALA-ABRT
HBLALUBL	ALA-BL
HBLALUDR	ALA-DR
HBLALUE	ALA-E
HBLALUF	ALA-F
HBLALUG	ALA-G
HBLALUJ	ALA-J
HBLALUN	ALA-N
HBLALULPB	N/A

Touch-Up Paint	
----------------	--

HBLGWEP	GWE-S
HBLIWEP	IWE-S


Note: Wiremold® is a registered trademark of The Wiremold Company. Hubbell Inc. is not affiliated with The Wiremold Company.

Products at a Glance



Hubbell PolyTrak® Non-Metallic Surface Raceway

- PolyTrak® non-metallic surface raceway is a complete system with raceway, fittings, boxes and devices
- Sizes range from single channel PremiseTrak® to three channel Super BaseTrak® for all types of surface raceway requirements
- Single and two channel latching raceways are dual-rated for both power and data applications, reducing inventory requirements
- UL Listed and CSA Certified to 600V AC
- Office white color



One Box, Three Systems

- Boxes have three cut-aways that can be utilized with WallTrak®, LANTrak® and PremiseTrak® (latching) systems
- Reduces inventory requirements
- Eliminates need to order three separate boxes
- Boxes available in low, standard and deep profiles.
- Two-gang divided box available for power, data, voice, audio and video applications
- Boxes utilize Hubbell KP plates or Hubbell iSTATION modules and bezels



Flush or Full Capacity Boxes

- Super BaseTrak® and BaseTrak® raceway offer multiple solutions for box installation
- Super BaseTrak in-line three-gang box allows maximum capacity in a flush design
- Super BaseTrak and BaseTrak available in 1, 2 and 3-gang full capacity boxes
- Two and three channel BaseTrak (PB2 and PB3) available with 1 and 2-gang in-line boxes
- Full capacity in-line boxes eliminate the need to de-rate the wire fill capacity due to the intrusion of devices into the raceway channel



Non-Metallic PlugTrak®

- Available as hard wired multi-outlet assembly or relocatable power tap
- Hubbell designed and manufactured 15 or 20 Amp receptacles
- UL Listed and CSA Certified
- Office white color

Hard Wired Multi-Outlet PlugTrak®

- Available in 5 foot (1.5m) or 6 foot (1.8m) lengths
- Available in single, two circuit (an inherently isolated ground product)
- Multiple spacing configurations
- Hard wired PlugTrak® mates with LANTrak® fittings and boxes
- Tamper-Resistant versions available



Portable PlugTrak®

- Available in 3ft (0.9m) or 5ft (1.5m) lengths
- 6ft (1.8m) length 15 or 20 Amp molded cord set allows reliable access
- Pre-punched holes make mounting easy

PT1 PremiseTrak® (Non-Latching) Inches (mm)


PT1 PremiseTrak®	Description	Color	Length	Without Adhesive	With Adhesive
	Base and Cover Single channel raceway. Available in 5ft (1.5m) and 7ft (2.1m) lengths.	Office White	5ft 7ft	PT1BC5 PT1BC7 A: .68" (17.27) B: .75" (19.05)	PT1ABC5 PT1ABC7 A: .68" (17.27) B: .75" (19.05)




Device Boxes	Description	Color	Catalog No.	Description	Color	Catalog No.
Device Boxes	1-Gang Low Profile Box For shallow switches and receptacles. See page U64 for recommended plate options.	Office White	PT12LPB A: 4.90" (124.46) B: 3.25" (82.55) C: 1.12" (28.45)	1-Gang Deep Box For deep devices or applications where additional room is beneficial. See page U64 for recommended plate options.	Office White	PT12DBA A: 4.90" (124.46) B: 3.25" (82.55) C: 1.91" (48.51)
	1-Gang Standard Box For standard switches and receptacles. See page U64 for recommended plate options.	Office White	PT12SBA A: 4.90" (124.46) B: 3.25" (82.55) C: 1.63" (41.40)	2-Gang Deep Box For deep devices or applications where additional room is beneficial. Uses 2-gang KP, IMF, or IFP plates for power or data applications. See page U64 for recommended plate options.	Office White	PT12TGB A: 4.90" (124.46) B: 5.06" (128.52) C: 1.91" (48.51)
	Round Lighting Fixture Box To hang fixtures.	Office White	PT12LFB A: 5.31" (134.87) B: 1.04" (26.52)			
Fittings	Internal Elbow, Cover Only For inside surfaces at right angles.	Office White	PT1IE A: 1.34" (34.04) B: 1.34" (34.04) C: 0.89" (22.61)	External Elbow, Cover Only For outside surfaces at right angles.	Office White	PT1EE A: 1.24" (31.50) B: 1.24" (31.50) C: 0.88" (22.35)
	Flat Elbow, Cover Only For right angle turns on same surface.	Office White	PT1FE A: 1.33" (33.78) B: 1.33" (33.78) C: 0.74" (18.80)	Tee, Cover Only For T-connection off PremiseTrak® Raceway.	Office White	PT1TC A: 1.77" (44.90) B: 1.33" (33.78) C: 0.74" (18.80)
	Splice Cover For covering potential openings where two lengths of raceway come together.	Office White	PT1SC A: 1.00" (25.40) B: 0.74" (18.80) C: 0.89" (22.61)	End Cap For closing end of raceway.	Office White	PT1EC A: 0.88" (22.35) B: 0.74" (18.80) C: 0.89" (22.61)
	Conduit Adapter/Ceiling Fitting For connecting conduit to raceway. Also use for ceiling feeds. Has combination 1/2in, 3/4in and 1in trade size KOs.	Office White	PT12CA A: 1.64" (41.66) B: 1.62" (41.15) C: 2.50" (63.50)			

PP1 PremiseTrak® (Latching) Inches (mm)

PP1 PremiseTrak®	Description	Color	Length	Without Adhesive	With Adhesive
	Base and Cover Single channel raceway. Available in 5ft (1.5m) and 7ft (2.1m) lengths.	Office White	5ft 7ft	PP1BC5 PP1BC7 A: 0.77" (19.56) B: 0.84" (21.34)	PP1ABC5 PP1ABC7 A: 0.77" (19.56) B: 0.84" (21.34)



Device Boxes	Description	Color	Catalog No.	Description	Color	Catalog No.
	1-Gang Low Profile Box For shallow switches and receptacles. See page U64 for recommended plate options.	Office White	PDB12LP A: 4.90" (124.46) B: 3.25" (82.55) C: 1.25" (31.75)	1-Gang Deep Box For deep devices or applications where additional room beneficial. See page U64 for recommended plate options.	Office White	PDB12D A: 4.90" (124.46) B: 3.25" (82.55) C: 2.44" (61.98)
1-Gang Standard Box For standard switches and receptacles. See page U64 for recommended plate options.	Office White	PDB12S A: 4.90" (124.46) B: 3.25" (82.55) C: 1.78" (45.21)	Round Lighting Fixture Box To hang fixtures.	Office White	PDB12LF A: 5.31" (134.87) B: 1.29" (32.77)	
2-Gang Deep Divided Box For deep switches, receptacles and communication devices. See page U64 for single gang KP plate options. Comes with removable divider.	Office White	PDB12TGD A: 4.90" (124.46) B: 5.06" (128.52) C: 2.44" (61.98)	2-Gang Deep Undivided Box For low voltage applications only. Use with 2-gang IFP or IMF plates only. See page U64 for details.	Office White	PDB12TGLV A: 4.90" (124.46) B: 5.06" (128.52) C: 2.44" (61.98)	
Fittings	Internal Elbow Full capacity 1¼in bend radius internal elbow.	Office White	PP1IE* PP1IEBC** A: 2.40" (60.96) B: 1.03" (26.16) C: 2.40" (60.96)	External Elbow Full capacity 1¼in bend radius external elbow.	Office White	PP1EE* PP1EEBC** A: 4.47" (113.54) B: 1.03" (26.16) C: 4.47" (113.54)
	Flat Elbow Full capacity 1¼in bend radius flat elbow	Office White	PP1FE* PP1FEBC** A: 2.62" (66.55) B: 2.62" (66.55) C: 0.85" (21.59)	Tee Full capacity 1¼in bend radius tee.	Office White	PP1TC* PP1TCBC** A: 4.22" (107.19) B: 2.62" (66.55) C: 0.85" (21.59)
	Splice Cover For covering potential openings where two lengths of raceway come together.	Office White	PP1SC A: 1.09" (27.69) B: 1.02" (25.91) C: 0.85" (21.59)	End Cap For closing end of raceway.	Office White	PP1EC A: 1.00" (25.40) B: 0.84" (21.34) C: 0.77" (19.56)
	Conduit Adapter/Ceiling Fitting For connecting conduit to raceway. Also use for ceiling feeds. Has combination ½in, ¾in and 1in trade size KOs.	Office White	PLP1CACF A: 2.29" (58.17) B: 3.31" (84.07) C: 3.90" (99.06)	Safety Strap For preventing potential tampering with PP1 PremiseTrak cover. Can also be used as a splice cover.	Office White	PP1SS A: 0.62" (15.75) B: 1.94" (49.28) C: 0.86" (21.84)

*Cover only
**Base and cover

PL1 LANTrak® (Latching) Inches (mm)

PL1 LANTrak®	Description	Color	Length	Without Adhesive	With Adhesive
	Base and Cover Single channel raceway. Available in 5ft (1.5m) and 7ft (2.1m) lengths.	Office White	5ft 7ft	PL1BC5 PL1BC7 A: 1.04" (26.42) B: 1.38" (35.05)	PL1ABC5 PL1ABC7 A: 1.04" (26.42) B: 1.38" (35.05)



Device Boxes	Description	Color	Catalog No.	Description	Color	Catalog No.
	1-Gang Low Profile Box For shallow switches and receptacles. See page U64 for recommended plate options.	Office White	PDB12LP A: 4.90" (124.46) B: 3.25" (82.55) C: 1.25" (31.75)	1-Gang Deep Box For deep devices or applications where additional room is beneficial. See page U64 for recommended plate options.	Office White	PDB12D A: 4.90" (124.46) B: 3.25" (82.55) C: 2.44" (61.98)
	1-Gang Standard Box For standard switches and receptacles. See page U64 for recommended plate options.	Office White	PDB12S A: 4.90" (124.46) B: 3.25" (82.55) C: 1.78" (45.21)	Round Lighting Fixture Box To hang fixtures.	Office White	PDB12LF A: 5.31" (134.87) B: 1.29" (32.77)
2-Gang Deep Divided Box For deep switches, receptacles and communication devices. See page U64 for single gang KP plate options. Comes with removable divider.	Office White	PDB12TGD A: 4.90" (124.46) B: 5.06" (128.52) C: 2.44" (61.98)	2-Gang Deep Undivided Box For low voltage applications only. Use with 2-gang IFP or IMF plates only. See page U64 for details.	Office White	PDB12TGLV A: 4.90" (124.46) B: 5.06" (128.52) C: 2.44" (61.98)	
Fittings	Internal Elbow Full capacity 1/4in bend radius internal elbow.	Office White	PL1IE* PL1IEBC** A: 2.51" (63.75) B: 1.57" (39.88) C: 2.51" (63.75)	External Elbow Full capacity 1/4in bend radius external elbow.	Office White	PL1EE* PL1EEBC** A: 5.06" (128.52) B: 1.57" (39.88) C: 5.06" (128.52)
	Flat Elbow Full capacity 1/4in bend radius flat elbow.	Office White	PL1FE* PL1FEBC** A: 3.19" (81.03) B: 3.19" (81.03) C: 1.11" (28.19)	Tee Full capacity 1/4in bend radius tee.	Office White	PL1TC* PL1TCBC** A: 4.75" (120.65) B: 3.15" (80.01) C: 1.11" (28.19)
	Splice Cover For covering potential openings where two lengths of raceway come together.	Office White	PL1SC A: 1.12" (28.45) B: 1.55" (39.37) C: 1.11" (28.19)	End Cap For closing end of raceway.	Office White	PL1EC A: 1.00" (25.40) B: 1.39" (35.31) C: 1.04" (26.42)
	Conduit Adapter/Ceiling Fitting For connecting conduit to raceway. Also use for ceiling feeds. Has combination 1/2in, 3/4in and 1in trade size KO.	Office White	PLP1CACF A: 2.29" (58.17) B: 3.31" (84.07) C: 3.90" (99.06)	Safety Strap For preventing potential tampering with PL1 LANTrak cover. Can also be used as a splice cover.	Office White	PL1SS A: 0.62" (15.75) B: 2.68" (68.07) C: 1.12" (28.45)

Note: *Cover only **Base and cover

PW1 WallTrak® Low Profile (Latching) Inches (mm)

PW1 WallTrak®	Description	Color	Length	Without Adhesive	With Adhesive
	Base and Cover Single channel raceway. Available in 5ft (1.5m) and 7ft (2.1m) lengths.	Office White	5ft 7ft	PW1BC5 PW1BC7 A: .50" (12.70) B: 1.19" (30.23)	PW1ABC5 PW1ABC7 A: .50" (12.70) B: 1.19" (30.23)



Device Boxes	Description	Color	Catalog No.	Description	Color	Catalog No.
	1-Gang Low Profile Box For shallow switches and receptacles. See page U64 for recommended plate options.	Office White	PW1LPB A: 4.90" (124.46) B: 3.25" (82.55) C: 1.13" (28.70)	1-Gang Deep Box For deep devices or applications where additional room is beneficial. See page S64 for recommended plate options.	Office White	PW1DBA A: 4.90" (124.46) B: 3.25" (82.55) C: 1.91" (48.51)
1-Gang Standard Box For standard switches and receptacles. See page U64 for recommended plate options.	Office White	PW1SBA A: 4.90" (124.46) B: 3.25" (82.55) C: 1.63" (41.40)	2-Gang Deep Box For deep devices or applications where additional room is beneficial. Uses 2-gang KP or IFP plates for power or data applications. See page U64 for recommended plate options.	Office White	PW1TGB A: 4.90" (124.46) B: 5.06" (128.52) C: 1.91" (48.51)	
Round Lighting Fixture Box To hang fixtures.	Office White	PW1LFB A: 5.31" (134.87) B: 1.04" (26.52)				

Fittings	Description	Color	Catalog No.	Description	Color	Catalog No.
	Internal Elbow, Cover Only For inside surfaces at right angles.	Office White	PW1IE A: 1.75" (44.45) B: 1.43" (36.32) C: 1.75" (44.45)	External Elbow, Cover Only For outside surfaces at right angles.	Office White	PW1EE A: 1.50" (38.10) B: 1.43" (36.32) C: 1.50" (38.10)
Flat Elbow, Cover Only For right angle turns on same surface.	Office White	PW1FE A: 2.18" (55.37) B: 2.18" (55.37) C: .60" (15.24)	Tee, Cover Only For T-connection off PremiseTrak® Raceway.	Office White	PW1TC A: 2.93" (74.42) B: 2.18" (55.37) C: .60" (15.24)	
Splice Cover For covering potential openings where two lengths of raceway come together.	Office White	PW1SC A: 1.00" (25.40) B: 1.43" (36.32) C: .60" (15.24)	End Cap For closing end of raceway.	Office White	PW1EC A: 1.00" (25.40) B: 1.24" (31.50) C: .50" (12.70)	
Conduit Adapter/Ceiling Fitting For connecting conduit to raceway. Also use for ceiling feeds. Has combination 1/2in, 3/4in and 1in trade size KOs.	Office White	PW1CA A: 1.40" (35.56) B: 2.34" (59.44) C: 3.22" (81.79)				

PW2 WallTrak® (Latching) Inches (mm)

PW2 WallTrak®	Description	Color	Length	Without Adhesive	With Adhesive
	Base and Cover Two channel raceway. Available in 5ft (1.5m) and 7ft (2.1m) lengths.	Office White	5ft 7ft	PW2BC5 PW2BC7 A: 1.04" (26.42) B: 2.12" (53.85)	PW2ABC5 PW2ABC7 A: 1.04" (26.42) B: 2.12" (53.85)



	Description	Color	Catalog No.	Description	Color	Catalog No.
Device Boxes	1-Gang Low Profile Box For shallow switches and receptacles. See page U64 for recommended plate options.	Office White	PDB12LP A: 4.90" (124.46) B: 3.25" (82.55) C: 1.25" (31.75)	Round Lighting Fixture Box To hang fixtures.	Office White	PDB12LF A: 5.31" (134.87) B: 1.29" (32.77)
	1-Gang Standard Box For standard switches and receptacles. See page U64 for recommended plate options. If using dual services, the PDB1DIV must be ordered.	Office White	PDB12S A: 4.90" (124.46) B: 3.25" (82.55) C: 1.78" (45.21)	2-Gang Deep Undivided Box For low voltage applications only. Use with 2-gang IFP or IMF plates only. See page U64 for details.	Office White	PDB12TGLV A: 4.90" (124.46) B: 5.06" (128.52) C: 2.44" (61.98)
	1-Gang Deep Box For deep devices or applications where additional room is beneficial. See page S64 for recommended plate options. If using dual services, the PDB1DIV must be ordered.	Office White	PDB12D A: 4.90" (124.46) B: 3.25" (82.55) C: 2.44" (61.98)	2-Gang Deep Divided Box For deep devices or applications where additional room is beneficial. See page U64 for single gang KP plate options. Comes with removable divider. If using dual services, in a perpendicular run the PDB2DIV must be ordered.	Office White	PDB12TGD A: 4.90" (124.46) B: 5.06" (128.52) C: 2.44" (61.98)
	1-Gang Divider For use with PDB12S and PDB12D 1-gang boxes. Required when two services are passing through box.	Office White	PDB1DIV A: 2.79" (70.86) B: 1.40" (35.56) C: 0.94" (23.88)	2-Gang Divider For use with PDB12TGD 2-gang box only. Required when two services are passing through box and mounting devices perpendicular to raceway.	Office White	PDB2DIV A: 4.62" (117.35) B: 2.76" (70.10) C: 0.94" (23.88)
	Fittings	Internal Elbow Full capacity 1/4in bend radius internal elbow.	Office White	PW2IE* PW2IEBC** A: 2.83" (71.88) B: 2.32" (58.93) C: 2.83" (71.88)	External Elbow Full capacity 1/4in bend radius external elbow.	Office White
	Flat Elbow Full capacity 1/4in bend radius flat elbow.	Office White	PW2FE* PW2FEBC** A: 3.94" (100.08) B: 3.94" (100.08) C: 1.11" (28.19)	Tee Full capacity 1/4in bend radius tee.	Office White	PW2TC* PW2TCBC** A: 5.42" (137.67) B: 3.91" (99.31) C: 1.90" (48.26)
	Splice Cover For covering potential openings where two lengths of raceway come together.	Office White	PW2SC A: 1.11" (28.19) B: 2.30" (58.42) C: 1.11" (28.19)	Safety Strap For preventing potential tampering with PW2 WallTrak Cover. Can also be used as a splice cover.	Office White	PW2SS A: 0.62" (15.75) B: 3.43" (87.12) C: 1.12" (28.45)
	Conduit Adapter/Ceiling Fitting For connecting conduit to raceway. Also use for ceiling feeds. Has combination 1/2in, 3/4in and 1in trade size KOs.	Office White	PW2CACF A: 4.18" (106.17) B: 3.32" (84.33) C: 4.20" (106.68)	Reducer Reduces from PW2 WallTrak Raceway to one or two PP1 PremiseTrak Raceway(s).	Office White	PW2RED A: 1.62" (41.15) B: 2.40" (60.96) C: 1.15" (29.21)
	End Cap For closing end of PW WallTrak Raceway.	Office White	PW2EC A: 1.00" (25.40) B: 2.14" (54.36) C: 1.04" (26.42)			

Note: *Cover only **Base and cover


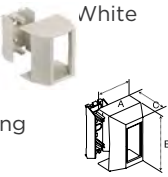
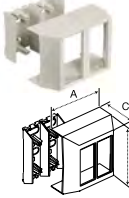
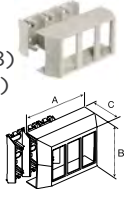
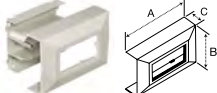



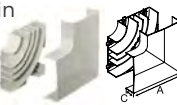

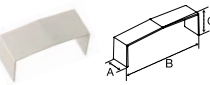
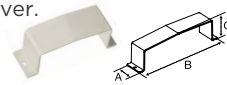



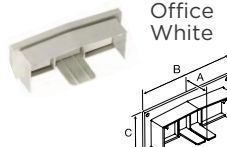
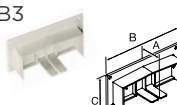
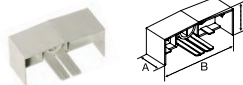
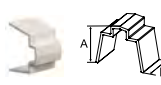
PB2 BaseTrak® Inches (mm)

PB2 BaseTrak®	Description	Color	Length	Catalog No.	Description	Color	Length	Catalog No.
	Base Two channel raceway. Available in 5ft (1.5m) and 10ft (3m) lengths. Assembled cover and base dimensions. W: 4.50" (114.30) H: 1.63" (41.40)	Office White	5ft 10ft	PB2B5 PB2B10	A: 1.42" (36.07) B: 4.50" (114.30)	Cover Cover allows access to multiple channels. Available in 5ft (1.5m) and 10ft (3m) lengths.	Office White	5ft 10ft
					Split Cover Cover allows separation of channels and access to a single channel. Available in 5ft (1.5m) and 10ft (3m) lengths. Two split covers are required for each raceway section.	Office White	5ft 10ft	PB2SPL5 PB2SPL10

Device Boxes	Description	Color	Catalog No.
	2-Gang In-Line Box For switches, receptacles and communication devices. Provides flush look. See page U64 for recommended single gang KP plate options.	Office White	PB2IND2G


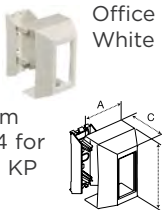
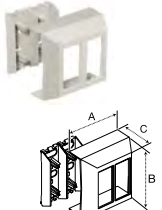
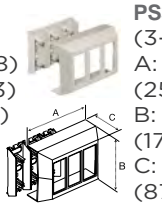
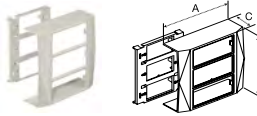

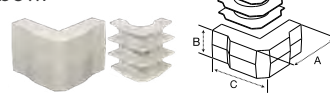





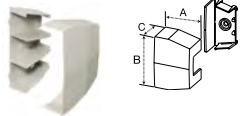
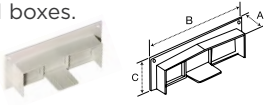
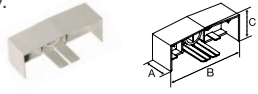
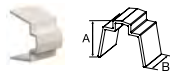
Fittings	Description	Color	Catalog No.	Description	Color	Catalog No.
	Internal Elbow, Base and Cover Full capacity 1/4in bend radius internal elbow.	Office White	PB3IEBCA	A: 4.36" (110.74) B: 4.72" (119.89) C: 4.36" (110.74)	External Elbow, Base and Cover Full capacity 1/4in bend radius external elbow.	Office White
Flat Elbow, Base and Cover Full capacity 1/4in bend radius flat elbow.	Office White	PB3FEBCA	A: 7.64" (194.66) B: 7.64" (194.66) C: 1.71" (43.43)	Tee, Base and Cover Full capacity 1/4in bend radius tee.	Office White	PB3TCBCA
Splice Cover For covering potential openings where two lengths of raceway come together.	Office White	PB3SC	A: 1.56" (39.62) B: 4.74" (120.40) C: 1.69" (42.93)	Safety Strap For preventing potential tampering with PB2 BaseTrak cover. Can also be used as a splice cover.	Office White	PB3SS
Conduit Adapter/Ceiling Fitting For connecting conduit to raceway. Also use for ceiling feeds. Has combination 1/2in, 3/4in, 1in, 1 1/4in and 1 1/2in trade size KOs.	Office White	PB2CACF	A: 4.72" (119.89) B: 5.22" (132.70) C: 6.30" (160.02)	Reducer Reduces from PB2 BaseTrak Raceway to PW2 WallTrak Raceway.	Office White	PB3REDA
Transition Fitting Transitions horizontal PB2 BaseTrak to vertical PW2 WallTrak, PL1 LANTrak or PP1 PremiseTrak.	Office White	PB3TRBC	A: 3.22" (81.79) B: 7.28" (184.91) C: 2.42" (61.47)	Surface Panel Connector For connecting PB2 Raceway with surface type panel boxes.	Office White	PB3SPCA
Wire Clip For holding conductors in place.	Office White	PB2WC	A: 1.29" (50.20) B: 1.00" (25.40)	End Cap For closing end of PB2 BaseTrak Raceway.	Office White	PB3ECA

PB3 BaseTrak® Inches (mm)

	Description	Color	Length	Catalog No.		
PB3 BaseTrak®	Base and Cover Three channel raceway. Available in 5ft (1.5m) and 10ft (3m) lengths.	Office White	5ft 10ft	PB3BC5 PB3BC10 A: 1.63" (41.40) B: 4.50" (114.30)		
						
Device Boxes	Full Capacity Boxes 1-, 2- and 3-Gang boxes that allows full capacity from PB3 Raceway to box for either power or datacom applications. See page U64 for recommended single gang KP plate options.	Office White	PB3FCIB (1-Gang) A: 4.38" (111.25) B: 4.80" (121.92) C: 3.17" (80.52)	PB3FCIB2G (2-Gang) A: 7.20" (182.88) B: 4.80" (121.92) C: 3.17" (80.52)	PB3FCIB3G (3-Gang) A: 9.96" (252.98) B: 4.80" (121.92) C: 3.17" (80.52)	
						
	1-Gang In-Line Box For switches, receptacles and communication devices. Provides flush look. See page U64 for recommended plate options.	Office White	PB3IND A: 4.90" (124.46) B: 3.25" (82.55) C: 1.25" (31.75)	2-Gang In-Line Box For switches, receptacles and communication devices. Barriers allow separation of power and datacom. Removal of barriers allows for expanded capacity. See page U64 for recommended single gang KP plate options.	Office White	PB3IND2G A: 4.90" (124.46) B: 3.25" (82.55) C: 2.44" (61.98)
						
	Internal Elbow Full capacity 1/4in bend radius internal elbow.	Office White	PB3IE* PB3IEBCA** A: 4.36" (110.74) B: 4.72" (119.89) C: 4.36" (110.74)	External Elbow Full capacity 1/4in bend radius external elbow.	Office White	PB3EE* PB3EEBCA** A: 6.48" (164.59) B: 4.72" (119.89) C: 6.48" (164.59)
						
	Flat Elbow Full capacity 1/4in bend radius flat elbow.	Office White	PB3FE* PB3FEBCA** A: 7.64" (194.66) B: 7.64" (194.66) C: 1.71" (43.43)	Tee Full capacity 1/4in bend radius tee.	Office White	PB3TCBCA** A: 7.37" (187.20) B: 7.08" (179.83) C: 2.72" (69.09)
						
Fittings	Splice Cover For covering potential openings where two lengths of raceway come together.	Office White	PB3SC* A: 1.56" (39.62) B: 4.74" (120.40) C: 1.69" (42.93)	Safety Strap Prevents potential tampering with PB3 BaseTrak cover. Can also be used as a splice cover.	Office White	PB3SS* A: 1.50" (38.10) B: 6.01" (152.65) C: 1.74" (44.20)
						
	Conduit Adapter/Ceiling Fitting Fitting For connecting conduit to raceway. Also use for ceiling feeds. Has combination 1/2in, 3/4in, 1in, 1 1/4in and 1 1/2in trade size KOs.	Office White	PB3CACF** A: 4.72" (119.89) B: 5.22" (132.70) C: 6.30" (160.02)	Reducer Reduces from PB3 BaseTrak Raceway to PW2 WallTrak Raceway.	Office White	PB3REDA** A: 3.50" (88.90) B: 4.72" (119.89) C: 1.73" (43.94)
						
	Transition Fitting Transitions horizontal PB3 BaseTrak to vertical PW2 WallTrak, PL1 LANTrak or PPI PremiseTrak.	Office White	PB3TRBC** A: 3.22" (81.79) B: 7.28" (184.91) C: 2.42" (61.47)	Transition Fitting Transitions from BT3 (old style) BaseTrak Raceway to PB3 (new style) BaseTrak Raceway.	Office White	BTPB3TF* A: 2.22" (56.39) B: 5.66" (143.76) C: 1.35" (34.29)
						
	Surface Panel Connector For connecting PB3 Raceway with surface type panel boxes.	Office White	PB3SPCA* A: 2.22" (56.39) B: 5.66" (143.76) C: 1.60" (40.64)	End Cap For closing end of PB3 BaseTrak Raceway.	Office White	PB3ECA* A: 2.02" (51.31) B: 4.68" (118.97) C: 1.72" (43.69)
						
Wire Clip For holding conductors in place.	Office White	PB3WC A: 1.34" (34.10) B: 1.00" (25.40)				
						

Notes: *Cover only **Base and cover

PS3 Super BaseTrak® Inches (mm)

	Description	Color	Length	Catalog No.
PS3 BaseTrak®	Base and Cover Three channel raceway. Available in 5ft (1.5m) and 10ft (3m) lengths.	Office White	5ft 10ft	PS3BC5 PS3BC10 A: 1.97" (50.04) B: 6.70" (170.18)
				
Device Boxes	Full Capacity Boxes 1-, 2- and 3-Gang boxes that allows full capacity from PS3 Raceway to box for either power or datacom applications. See page U64 for recommended single gang KP plate options.	Office White		PS3FCIB (1-Gang) A: 4.38" (111.25) B: 6.95" (176.53) C: 3.46" (87.88)
				
Device Boxes				PS3FCIB2G (2-Gang) A: 7.20" (182.88) B: 6.95" (176.53) C: 3.46" (87.88)
				
Device Boxes				PS3FCIB3G (3-Gang) A: 9.96" (252.98) B: 6.95" (176.53) C: 3.46" (87.88)
				
Device Boxes	3-Gang In-Line Box For any combination of power and datacom applications. Provides flush look. See page U64 for recommended single gang KP plate options.	Office White		PS3IND A: 7.00" (177.80) B: 6.95" (176.53) C: 2.28" (57.91)
				
Fittings	Internal Elbow Full capacity 1¼in bend radius internal elbow.	Office White		PS3IE* PS3IEBC** A: 4.36" (110.74) B: 6.93" (176.02) C: 4.36" (110.74)
				
	External Elbow Full capacity 1¼in bend radius external elbow.	Office White		PS3EE* PS3EEBC** A: 6.81" (172.97) B: 6.93" (176.02) C: 6.81" (172.97)
				
	Flat Elbow Full capacity 1¼in bend radius flat elbow.	Office White		PS3FE* PS3FEBC** A: 9.85" (250.19) B: 9.85" (250.19) C: 2.08" (52.83)
				
	Tee Full capacity 1¼in bend radius tee.	Office White		PS3TCBC** A: 10.00" (254.00) B: 9.68" (245.87) C: 3.30" (83.82)
				
	Splice Cover For covering potential openings where two lengths of raceway come together.	Office White		PS3SC* A: 1.56" (39.62) B: 6.95" (176.53) C: 2.03" (51.62)
				
	Safety Strap Prevents potential tampering with PS3 Super BaseTrak cover. Can also be used as a splice cover.	Office White		PS3SS* A: 1.50" (38.10) B: 8.24" (209.30) C: 2.08" (52.85)
				
Conduit Adapter/Ceiling Fitting For connecting conduit to raceway. Also use for ceiling feeds. Has combination ½in, ¾in, 1in, 1¼in and 1½in trade size KOs.	Office White		PS3CACF** A: 6.93" (176.02) B: 4.32" (109.73) C: 6.29" (159.77)	
				
Reducer Reduces from PS3 Super BaseTrak Raceway to PB3 BaseTrak Raceway.	Office White		PS3RED** A: 4.81" (122.17) B: 6.93" (176.02) C: 2.05" (52.07)	
				
Surface Panel Connector To connect PS3 Raceway with surface type panel boxes.	Office White		PS3SPC* A: 1.00" (25.40) B: 7.87" (199.90) C: 2.54" (64.52)	
				
End Cap For closing end of PS3 Super BaseTrak Raceway.	Office White		PS3EC* A: 1.50" (38.10) B: 6.88" (174.75) C: 2.06" (52.32)	
				
Wire Clip For holding conductors in place.	Office White		PS3WC A: 1.62" (41.15) B: 1.00" (25.40)	
				

Note: *Cover only **Base and cover

Non-Metallic PlugTrak® Inches (mm)

Available in Standard, Isolated Ground (IG), Tamper-Resistant (TR) and USB (U) versions.

Tamper-Resistant

USB



	Recept.		Dup.USB Spacing		Black	White	Office White
	Amp	Circuits	Rec.	Ports (in)			
5 Foot Base and Cover	15	Single	5	- 12	PT155112BK	PT155112W	PT155112
	15	Two	5	- 12	PT155212BK	PT155212W	PT155212
	15	Single	4	- 15	PT155115BK	PT155115W	PT155115
	15	Single	2	- 30	PT155130BK	PT155130W	PT155130
	15	TR/ Single	5	- 12	PT155112TRBK	PT155112TRW	PT155112TR
	20	Single	5	- 12	PT205112BK	PT205112W	PT205112
	20	Two	5	- 12	PT205212BK	PT205212W	PT205212
	20	Single	4	- 15	PT205115BK	PT205115W	PT205115
	20	Two	4	- 15	PT205215BK	PT205215W	PT205215
	20	Single	2	- 30	PT205130BK	PT205130W	PT205130
6 Foot Base and Cover	15	Single	6	- 12	PT156112BK	PT156112W	PT156112
	15	Two	6	- 12	PT156212BK	PT156212W	PT156212
	15	Single	4	- 18	PT156118BK	PT156118W	PT156118
	15	Single	3	- 24	PT156124BK	PT156124W	PT156124
	15	USB/ Single	4	4 12	PT156112UBK	PT156112UW	PT156112U
	20	Single	9	- 8	PT206108BK	PT206108W	PT206108
	20	Two	9	- 8	PT206208BK	PT206208W	PT206208
	20	Single	6	- 12	PT206112BK	PT206112W	PT206112
	20	Two	6	- 12	PT206212BK	PT206212W	PT206212
	20	Single	4	- 18	PT206118BK	PT206118W	PT206118
20	Two	4	- 18	PT206218BK	PT206218W	PT206218	
20	Single	3	- 24	PT206124BK	PT206124W	PT206124	
20	Two	3	- 24	PT206224BK	PT206224W	PT206224	
20	Single	2	- 36	PT206136BK	PT206136W	PT206136	

Note: Each Non-Metallic PlugTrak is supplied with (1) PL1EC end cap and IG stickers for isolated ground applications.



	Cord		DuplexUSB		Black	White	Office White
	Length (ft)	Length (ft)	Recept.	Ports			
Portable	15	3	6	3 -	PT153112PBK	PT153112PW	PT153112P
	15	5	6	5 -	PT155112PBK	PT155112PW	PT155112P
	15	3	6	4 2	PT153112UPBK	PT153112UPW	PT153112UP
	20	3	6	2 -	PT203112PBK	PT203112PW	PT203112P
	20	5	6	5 -	PT205112PBK	PT205112PW	PT205112P
① Supporting Mounting Clip for Portable PlugTrak							PL1MC

Note: Includes ON/OFF switch and circuit breaker.

	Desc.	Catalog No.	Desc.	Catalog No.
Device Boxes	1-Gang Low Profile	PDB12LP	1-Gang Deep	PDB12D
	1-Gang Standard	PDB12S	Round Lighting Fixture	PDB12LF
	2-Gang Deep Undivided	PDB12TGLV	2-Gang Deep Divided	PDB12TGD
Fittings	Internal Elbow Base and Cover	PL1IEBC	Internal Elbow Cover Only	PL1IE
	External Elbow Base and Cover	PL1EEBC	External Elbow Cover Only	PL1EE
	Flat Elbow Base and Cover	PL1FEBC	Flat Elbow Cover Only	PL1FE
	Tee Base and Cover	PL1TCBC	Tee Cover Only	PL1TC
	Splice Cover	PL1SC	Safety Strap	PL1SS
	Conduit Adapter/Ceiling Fitting	PT12CA	Conduit Adapter/Ceiling Fitting	PLP1CACF
	End Cap	PL1EC		

Note: Standard color is Office White; add BK to Catalog No. for Black; add W for White. See page U57 for additional information.

Wallplates and Modular Connector Fittings

1-Gang and 2-Gang Wallplates	Color	Catalog No.	Catalog No.	Catalog No.	Catalog No.	Catalog No.
	Black	KP8BK	KP26BK	KP1BK	KP7BK	KP720BK
	White	KP8W	KP26W	KP1W	KP7W	KP720W
	Off.	KP8	KP26	KP1	KP7	KP720
	White	Duplex	Style Line®	Toggle	Recept. (1.41 ID)	Recept. (1.60 ID)
Black	KP14BK	KP212BK	KP2140BK	KP2162BK	KP2163BK	
White	KP14W	KP212W	KP2140W	KP2162W	KP2163W	
Off.	KP14	KP212	KP2140	KP2162	KP2163	
White	Blank	Coax (2)	Jack/Coax	Modular Jacks (2)	Modular Jacks (3)	
Black	—	—	—	KPIMBZBK		
White	—	—	—	KPIMBZW		
Off.	KPORTOW	KPPANOW	—	KPIMBZOW		
White	Ortronics Series II® Data Module	Panduit Mini-Com® Data Module	—	3-Unit iSTATION (Accepts all Hubbell iSTATION Modules located in Section V)		
Black	KP82BK	KP262BK	KP2BK	KP24BK		
White	KP82W	KP262W	KP2W	KP24W		
Off.	KP82	KP262	KP2	KP24		
White	2-Gang Duplex	2-Gang Style Line®	2-Gang Toggle	2-Gang Blank		

Note: 2-Gang KP plates for use with PT12TGB and PW1TGB only.

Communications Wallplates	Color	Catalog No.	Catalog No.	Catalog No.	Catalog No.	Catalog No.
	Off. White	IFP126OW Style Line®	ISF2OW Style Line® 2-Port	ISF3OW Style Line® 3-Port	ISF4OW Style Line® 4-Port	ISF6OW Style Line® 6-Port
	Off. White	IFP18OW Duplex	BR106C Duplex 2-Port	Q106O Duplex 4-Port	IFP12OW Flush 2-Port	IFP13OW Flush 3-Port
Off. White	IFP14OW Flush 4-Port	IFP16OW Flush 6-Port	IFP26OW 2-Gang 6-Port	IFP29OW 2-Gang 9-Port	IFP212OW 2-Gang 12-Port	

Wallplates & Modules	Description	Color	1-Gang	2-Gang
	Front loading wall plate will accept any modules in three unit combinations. Angled fixtures to be used in bottom opening only. See Section V for additional information on Hubbell iSTATION modules. Each gang accepts 3 module units.	Off. White	IMF1OW	IMF2OW

Modular connectors to be used with any plate with a standard modular opening. Not recommended for use with KP plates. For KP applications use KPIMBZOW bezel and appropriate Hubbell iSTATION modules located in Section V. Use appropriate Hubbell iSTATION modules for SC fiber adapters. See Section V for additional information on modular connectors.

Modular Connector Fittings	Color	Catalog No.	Catalog No.	Catalog No.	Catalog No.
	Off. White	SFFX F-Connector	SFSTSOW ST Fiber Connector	SFBOW BNC Connector	SFB10 Blank (10 Pack)
Black housing only	SFRC110R RCA 110 Punchdown	SFSV110BK Super S-Video	FASCDMS6B SC Duplex Adapter	FASTSCDSC6 SC to ST Duplex Adapter	

Accelerator Modular Jacks	Color	Catalog No.	Catalog No.	Catalog No.
	See below	HXJ5EXX Cat 5e, T568A, T568B, RJ45	HXJ6XX Cat 6, T568A, T568B, RJ45	HXJUXX 6 Position USOC, RJ25

xx = Color: BK (Black), B (Blue), GY (Gray), GN (Green), EI (Ivory), OW (Office White), OR (Orange), R (Red), W (White), or Y (Yellow)

Note: Panduit® and Mini-Com® are registered trademarks of Panduit Corp. Ortronics® and Series II® are registered trademarks of Ortronics/Legrand.

Wire Fill Capacity Chart and Technical Information

Non-Metallic Raceway Wire Fill Capacities																
			Power (THHN/T90 Nylon)			Voice		Data (Copper Cables)					Data (Multimode Fiber Optic Cables)			
			14 AWG	12 AWG	10 AWG	4-Pair	25-Pair	Type RG59U	Cat 5e	Cat 6	Cat 6A	Cat 6 STP	2- or 4- Fiber Round Cable	Fiber Optic Jumpers	Fiber Optic Zip Cord	
			Wire O.D. (in)	0.111	0.13	0.164	0.19	0.41	0.242	0.21	0.25	0.35	0.29	0.19	0.118	0.12 X 0.24
			Wire Area (sq in)	0.0097	0.0133	0.0211	0.0283	0.1320	0.0460	0.0346	0.0491	0.0962	0.0660	0.0283	0.0109	0.0288
Series	Channel	Channel Area (sq in)	Wire Fill Capacity			40%	40%	40%	40%	40%	40%	40%	40%	40%	40%	
PT1	A	0.29	5	8	5	4	1	3	3	2	1	2	4	11	4	
PP1	A	0.38	12	11	8	5	1	3	4	3	2	2	5	14	5	
PL1	A	1.03	42	34	22	15	3	9	12	8	4	6	15	38	14	
PW1	A	0.30	6	10	4	4	0	2	3	2	1	2	4	11	4	
PW2 [A][B]	A+B	1.60	41	36	22	23	5	14	18	13	7	10	23	59	22	
	A	0.81	12	22	12	11	2	7	9	7	3	5	11	30	11	
	B	0.79	12	22	10	11	2	7	9	6	3	5	11	29	11	
PB2 [A][B]	A+B	5.72	60	36	45	81	17	50	66	47	24	35	81	210	79	
	A or B	2.86	42	30	28	40	9	25	33	23	12	17	40	105	40	
PB3 [A][B][C]	A+B+C	5.57	60	36	45	79	17	48	64	45	23	34	79	204	77	
	A or C	1.80	42	30	28	25	5	16	21	15	7	11	25	66	25	
	B	1.97	42	30	28	28	6	17	23	16	8	12	28	72	27	
PS3 [A][B][C]	A+B+C	10.58	72	66	78	150	32	92	122	86	44	64	150	388	147	
	A or C	3.41	42	36	42	48	10	30	39	28	14	21	48	125	47	
	B	3.76	42	36	42	53	11	33	43	31	16	23	53	138	52	

Note: Pathway (Raceway) fill shall be 40% maximum. Raceway fittings and outlets/receptacles reduce the cross section of the raceway system, thus reducing overall cable fill capacity.

Recommended Plate to Box Compatibility Selection Chart																
Non-Metallic Raceway Box Series		PS3 Series				PB3 Series					PB2 Series	PDB12 Series			PT12 & PW1 Series	
Plate Style	Sample Catalog No.	IND	FCIB	FCIB2G	FCIB3G	IND	IND2G	FCIB	FCIB2G	FCIB3G	IND2G	LP, S, D	TGD	TGLV	LP(B), S(BA), D(BA)	TGB
1-Gang KP Series Plate	KP8	X	X	X	X	X	X	X	X	X	X	X	X		X	
1-Gang KP Series Bezel	KPIMBZ	X	X	X	X	X	X	X	X	X	X	X	X		X	
1-Gang Standard Data Plate	IFP12OW		X	X	X	X		X	X	X		X			X	
1-Gang iSTATION Plate Frame	IMF1OW		X	X	X	X		X	X	X		X			X	
Style Line® Data Plate	IFP126OW		X	X	X	X		X	X	X		X			X	
Duplex Data Plate	IFP18OW		X	X	X	X		X	X	X		X			X	
2-Gang iSTATION Plate Frame	IMF2OW													X		X
2-Gang Standard Data Plate	IFP29OW													X		X
2-Gang KP Series Plate	KP82															X

Note: Hubbell Office White plates and devices color match all non-metallic raceway systems.

Physical Properties

(When tested in accordance with UL 5A)

Impact Resistance	5ftlb
Crush Resistance	300lb
Temperature Range	-25.6° to 158° F
Flame Rating	UL94V-0
Material	UV Stabilized PVC

Codes/Standards

EIA/TIA	569A
UL Standard	UL 5A
Listings	E118895 / E119190
CSA Standard	C22.2 no. 62
Certified	LR87514

PlugTrak Specifications

Receptacle Rating	NEMA 5-15R & 5-20R
Wire	12 AWG Stranded Copper
Receptacle Face	Thermoplastic

Pre-Wired Raceway Systems

Hubbell has been setting the standard in the electrical industry since 1888, through innovations such as Twist-Lock®, Hospital Grade, and AUTOGUARD™ Self Test GFCI receptacles. Again, Hubbell has listened to our customers for new innovation, capacity requirements, and flexibility. We have taken raceway systems to the next level with Pre-Wired Raceway Systems that are manufactured to your specifications.

Our Pre-Wired Raceway Systems will accommodate your power and data requirements as your facility changes over time. Pre-Wired Raceways provide you with the benefit of keeping your fast track projects on schedule, and helping complete the job on time! Our Pre-Wired Raceway solutions will save up to 45% of the installation time needed for field installing component raceway parts.

Pre-Wired Raceways are available in:

- ✓ Steel (Ivory and Gray)
- ✓ Aluminum
- ✓ Non-Metallic (Office White)




Quality by Design

All Hubbell Pre-Wired Raceways are UL Listed and CSA Certified. Each raceway receives a 100% quality inspection and testing prior to shipment. Pre-Wired Raceway is now available with the high quality and workmanship you have come to expect from Hubbell.



Labeling and Engraving

Optional labeling is available to identify branch panels and circuits at receptacle locations. Choose from adhesive labels or engraved aluminum plates.



Wire Identification

Wire leads are clearly labeled with corresponding circuit numbers. This aids the installer when terminating to building wiring or connecting from duct to duct. Ample wire is provided at feed locations.

Pre-Wired Raceway Systems

With Standard Raceway...



Unpack, identify and sort component parts. Deliver components to work area for assembly and installation.



Measure and cut.
Clean and de-burr sharp edges. Secure to the wall and fasten.



Pull wire.
Label and bundle each raceway circuit. Install receptacles and test.

With Hubbell Pre-Wired Raceway...



Pallet delivered to your work site, labeled by room, floor area and/or building.



Unpack and install!



Installed in half the time!




Project Support and Documentation

- ✓ A local and factory support team is there to assist in defining bills of material and project quotes, so costs can be budgeted accordingly.
- ✓ A project engineer, located at the factory, is assigned to your project as a direct point of contact.

Manufacturing and Testing

- ✓ Precisely measured, cleanly cut, wired and assembled to your specifications.
- ✓ The wiring harness is then bundled and labeled for circuit identification for ease of installation.
- ✓ Assembly is tested for assured continuity and 100% quality inspected before kitting.



Installs In A Snap

- ✓ Raceway ducts are kitted, labeled, and shipped by room, area or floor locations.
- ✓ Just remove raceway from the packaging and secure to the wall.
- ✓ Make power connections, snap on covers, test and you are finished!



Circuit Identification and Labeling:

- ✓ Adhesive Labeling
- ✓ Engraving



Wiring Circuits Options:

- ✓ Insulation Displacement Connectors
- ✓ Wire Nuts
- ✓ Wiring Devices



Kit raceway for delivery by:

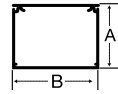
- ✓ Room
- ✓ Floor
- ✓ Area
- ✓ Building

Features and Benefits Inches (mm)

Aluminum Pre-Wired Raceway

HBLALU3800 Series Aluminum Raceway
Description

Aluminum raceway, single channel,
Satin Anodized Finish

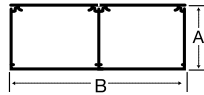


Dimension

A: 2.25" (57.15)
B: 3.00" (76.20)

HBLALU4800 Series Aluminum Raceway
Description

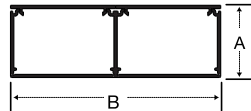
Aluminum raceway, two channel,
Satin Anodized Finish



A: 2.25" (57.15)
B: 6.00" (152.40)

HBLALU5000 Series Aluminum Raceway
Description

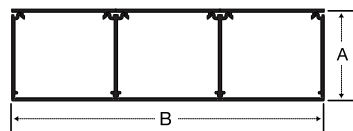
Aluminum raceway, two channel,
Satin Anodized Finish




A: 1.75" (44.45)
B: 5.08" (129.03)

HBLALU7620 Series Aluminum Raceway
Description

Aluminum raceway, three channel,
Satin Anodized Finish



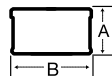
A: 2.25" (57.15)
B: 7.62" (193.55)



Steel Pre-Wired Raceway

HBL3000 Series Metal Raceway
Description

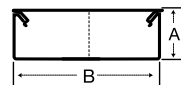
Steel raceway, single channel,
Ivory or Gray Finish



A: 1.53" (38.86)
B: 2.75" (69.85)

HBL4750 Series Metal Raceway
Description

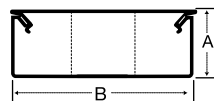
Steel raceway, single or
two channel (with divider),
Ivory or Gray Finish




A: 1.75" (44.45)
B: 4.75" (120.65)

HBL6750 Series Metal Raceway
Description

Steel raceway, single,
two channel (with one divider)
or three channel (with two dividers),
Ivory or Gray Finish



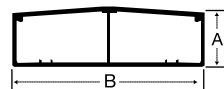
A: 2.22" (56.39)
B: 6.75" (171.45)



Non-Metallic Pre-Wired Raceway

PB2 BaseTrak® Series Non-Metallic Raceway
Description

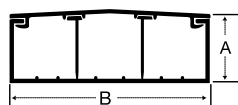
Non-metallic raceway,
two channel,
Office White



A: 1.63" (41.40)
B: 4.50" (114.30)

PS3 Super BaseTrak® Series Non-Metallic Raceway
Description

Non-metallic raceway,
three channel,
Office White



A: 1.97" (50.04)
B: 6.70" (170.18)





WALLPLATES

Hubbell provides an extensive array of wallplates and surface boxes in a wide variety of materials, colors and finishes to match any aesthetic style and function.



Index

Rear Loading Wallplates..... V03
 Stainless Steel Wallplates..... V04
 Modular Wallplates and Modules V05
 Modules V06
 Decorator Wallplates..... V07
 Secure-IT Wallplates and Phone Wallplates V08
 Multimedia Wall and Surface Mount Boxes..... V09
 Furniture Wallplates and Adapters..... V10
 Duplex Wallplates V11
 International Wallplates and Modules..... V12

Color Chart:



Black



Gray



Light Almond/
Office White*



Brown



Ivory



White

**Light Almond is the same color as Office White*

WALLPLATES | Rear Loading Wallplates



Specifications

- Fits all Hubbell keystone connections (AV, data and fiber)
- Available in single and double gang
- All IFP plates are supplied with paper labels, clear screw covers and color matched screw covers
- Secure; must remove plate to access connectivity

IFP Wallplates with Label Fields

Single Gang



Double Gang



Color	1-Port	2-Port	3-Port	4-Port	6-Port	6-Port	9-Port	12-Port
Black	IFP11BK	IFP12BK	IFP13BK	IFP14BK	IFP16BK	IFP26BK	IFP29BK	IFP212BK
Gray	IFP11GY	IFP12GY	IFP13GY	IFP14GY	IFP16GY	IFP26GY	IFP29GY	IFP212GY
Ivory	IFP11EI	IFP12EI	IFP13EI	IFP14EI	IFP16EI	IFP26EI	IFP29EI	IFP212EI
Office White	IFP11OW	IFP12OW	IFP13OW	IFP14OW	IFP16OW	IFP26OW	IFP29OW	IFP212OW
White	IFP11W	IFP12W	IFP13W	IFP14W	IFP16W	IFP26W	IFP29W	IFP212W

NS Wallplates without Label Fields

Single Gang



Color	1-Port	2-Port	3-Port	4-Port	6-Port
Black	NSP11BK	NSP12BK	NSP13BK	NSP14BK	NSP16BK
Gray	NSP11GY	NSP12GY	NSP13GY	NSP14GY	NSP16GY
Ivory	NSP11I	NSP12I	NSP13I	NSP14I	NSP16I
Light Almond	NSP11LA	NSP12LA	NSP13LA	NSP14LA	NSP16LA
White	NSP11W	NSP12W	NSP13W	NSP14W	NSP16W

Angled Wallplates


Single Gang

Color	4-Port
Black	AFP14BK
Gray	AFP14G
Ivory	AFP14E
Light Almond	AFP14
White	AFP14W



Blank Connectors

10-pack



Color	Blank Connector	Smooth Blank Connector
Black	SFBB10	SFSBBK10
Ivory	SFBE10	SFSBEI10
Gray	SFBG10	SFSBGY10
Light Almond	-	SFSBLA10
Office White*	SFB10	-
White	SFBW10	SFSBW10

Blank Wallplates

Standard

Color	1-Gang	2-Gang	3-Gang	4-Gang
Black	P13BK	P23BK	P33BK	P43BK
Gray	P13GY	P23GY	P33GY	P43GY
Ivory	P13I	P23I	P33I	P43I
Light Almond	P13LA	P23LA	P33LA	P43LA
White	P13W	P23W	P33W	P43W
Stainless Steel	SS13	SS23	SS33	SS43



Midsize

1-Gang	2-Gang
PJ13BK	PJ23BK
PJ13GY	PJ23GY
PJ13I	PJ23I
PJ13LA	PJ23LA
PJ13W	PJ23W

Note: *Light Almond is the same color as Office White; see color chart on page V02.



Specifications

Keystone:

- Fits all Hubbell keystone connections (AV, data and fiber)

Modular Wallplates:

- IMSS plates available in 1-, 2-, 3- and 4-gang
- Fits most Hubbell iSTATION modules

Stainless Steel Wallplates, Rear Loading

Single Gang

1-Port	2-Port	3-Port	4-Port	6-Port
Catalog No. SSF11	SSF12	SSF13	SSF14	SSF16

Stainless Steel Wallplates, Rear Loading

Double Gang

4-Port	6-Port	9-Port	12-Port
Catalog No. SSF204	SSF206	SSF209	SSF212

Stainless Steel Wallplates with Label Fields, Rear Loading

Single Gang

1-Port	2-Port	3-Port	4-Port	6-Port
Catalog No. SSFL11	SSFL12	SSFL13	SSFL14	SSFL16

Stainless Steel Wallplates with Label Fields, Rear Loading

Double Gang

4-Port	6-Port	9-Port	12-Port	(1) HD15, keystone
Catalog No. SSFL24	SSFL26	SSFL29	SSFL212	SSFL26HD15

WALLPLATES | Modular Wallplates and Modules

Hubbell iSTATION Modular Wallplates

Single-service, low voltage



Color	1-Gang	2-Gang	3-Gang	4-Gang	2-Gang Decorator
Black	IMF1BK	IMF2BK	IMF3BK	IMF4BK	IMFP2BK
Ivory	IMF1EI	IMF2EI	IMF3EI	IMF4EI	IMFP2EI
Gray	IMF1GY	IMF2GY	IMF3GY	IMF4GY	IMFP2GY
Office White	IMF1OW	IMF2OW	IMF3OW	IMF4OW	IMFP2OW
White	IMF1W	IMF2W	IMF3W	IMF4W	IMFP2W

Multi-service, power and low voltage

Color	1-Gang Decorator 1-Gang iSTATION	1-Gang Decorator 2-Gang iSTATION	1-Gang Decorator 3-Gang iSTATION	2-Gang Decorator 2-Gang iSTATION
Black	IMFP1D1BK	IMFP1D2BK	IMFP1D3BK	IMFP2D2BK
Ivory	IMFP1D1EI	IMFP1D2EI	IMFP1D3EI	IMFP2D2EI
Gray	IMFP1D1GY	IMFP1D2GY	IMFP1D3GY	IMFP2D2GY
Office White	IMFP1D1OW	IMFP1D2OW	IMFP1D3OW	IMFP2D2OW
White	IMFP1D1W	IMFP1D2W	IMFP1D3W	IMFP2D2W

Hubbell iSTATION Stainless Steel Wallplates, Front Loading



1-Gang 2-Gang 3-Gang 4-Gang

Catalog No.	IMSS1	IMSS2	IMSS3	IMSS4
-------------	-------	-------	-------	-------

Delivery Bezels and Modules



Color	Raceway Bezel	Hubbell iSTATION Bezel for Third-Party Raceway
Black	-	-
Ivory	-	-
Gray	KPIMBZGY	HWAPLGY
Office White	KPIMBZOW	HWAPLOW
White	-	HWAPLW

Third-Party Raceway Modules

Unloaded, 2-port, 10-pack



Color	Catalog No.
Black	HWM2KBK10
Ivory*	HWM2KI10
Gray	HWM2KGY10
White	HWM2KW10

Note: *Matches Hubbell Office White.

Pass-Through Wallplates



1-Gang 2-Gang

Ivory	NSAV1I	NSAV2I
White	NSAV1W	NSAV2W

Keystone Modules, Unloaded



	1 Unit	
Color	Flat, 1-Port	Flat, 2-Port
Black	IM1K1BK	IM2K1BK
Ivory	IM1K1EI	IM2K1EI
Gray	IM1K1GY	IM2K1GY
Office White	IM1K1OW	IM2K1OW
White	IM1K1W	IM2K1W

	1.5 Unit			
Color	Angled, 1-Port	Angled, 2-Port	Recessed, Angled, 1-Port	Recessed, Angled, 2-Port
Black	IM1KA15BK	IM2KA15BK	IM1IA15BK	IM2IA15BK
Ivory	IM1KA15EI	IM2KA15EI	IM1IA15EI	IM2IA15EI
Gray	IM1KA15GY	IM2KA15GY	IM1IA15GY	IM2IA15GY
Office White	IM1KA15OW	IM2KA15OW	IM1IA15OW	IM2IA15OW
White	IM1KA15W	IM2KA15W	IM1IA15W	IM2IA15W

Blank HD15/9-Pin or HDMI Modules



	1 Unit	1.5 Unit
Color	Flat, HD15/9-Pin or HDMI	Angled, HD15/9-Pin or HDMI
Black	IMBDS1BK	IMBDSA15BK
Ivory	IMBDS1EI	IMBDSA15EI
Gray	IMBDS1GY	IMBDSA15GY
Office White	IMBDS1OW	IMBDSA15OW
White	IMBDS1W	IMBDSA15W

Blank Modules



Color	0.5 Unit	1 Unit	1.5 Unit
Black	IMB05BK	IMB1BK	IMB15BK
Ivory	IMB05EI	IMB1EI	IMB15EI
Gray	IMB05GY	IMB1GY	IMB15GY
Office White	IMB05OW	IMB1OW	IMB15OW
White	IMB05W	IMB1W	IMB15W

SC Angled Modules



Color	1.5 Unit, 1 Duplex	2 Unit, 2 Duplex
Black	IM1SCA15BK	IM2SCA2BK
Ivory	IM1SCA15EI	IM2SCA2EI
Gray	IM1SCA15GY	IM2SCA2GY
Office White	IM1SCA15OW	IM2SCA2OW
White	IM1SCA15W	IM2SCA2W

Note: Light Almond is the same color as Office White; see color chart on page V02.

WALLPLATES | Decorator Wallplates



Specifications

- IFP126xx is the industry's only decorator plate that is UL Listed for power and low-voltage with label fields
- Integrates with all Hubbell keystone connections (AV, data and fiber)
- ISF wallplates offer 2-, 3-, 4- and 6-port configurations


Decorator Wallplates, Standard, Nylon

Color	1-Gang	2-Gang	3-Gang	4-Gang	5-Gang	6-Gang
Black	P26BK	P262BK	P263BK	P264BK	P265BK	P266BK
Gray	P26GY	P262GY	P263GY	P264GY	P265GY	P266GY
Ivory	P26I	P262I	P263I	P264I	P265I	P266I
Light Almond	P26LA	P262LA	P263LA	P264LA	P265LA	P266LA
White	P26W	P262W	P263W	P264W	P265W	P266W



Decorator Wallplates, Midsize, Nylon

Color	1-Gang	2-Gang	3-Gang	4-Gang
Black	PJ26BK	PJ262BK	PJ263BK	PJ264BK
Gray	PJ26GY	PJ262GY	PJ263GY	PJ264GY
Ivory	PJ26I	PJ262I	PJ263I	PJ264I
Light Almond	PJ26LA	PJ262LA	PJ263LA	PJ264LA



Decorator Wallplates, Snap-On

Color	1-Gang	2-Gang	3-Gang	4-Gang
Ivory	NPS26I	NPS262I	NPS263I	NPS264I
Light Almond	NPS26LA	NPS262LA	NPS263LA	NPS264LA
White	NPS26W	NPS262W	NPS263W	NPS264W



Decorator Wallplates with Label Fields

Rated for power and low voltage use

Color	1-Gang	2-Gang
Black	-	IMFP2BK
Gray	IFP126GY	IMFP2GY
Ivory	-	IMFP2EI
Office White	IFP126OW	IMFP2OW
White	IFP126W	IMFP2W




Decorator Cover Wallplates

Finish	1-Gang	2-Gang
Brass	SB26	SB262
Stainless Steel	SS26	SS262



Decorator Keystone Wallplates



Color	1-Port	2-Port	3-Port	4-Port	6-Port	Adapter Blank
Black	NS611BK	NS612BK	NS613BK	NS614BK	NS616BK	NS620BK
Gray	NS611GY	NS612GY	NS613GY	NS614GY	NS616GY	NS620GY
Ivory	NS611I	NS612I	NS613I	NS614I	NS616I	NS620I
Light Almond	NS611LA	NS612LA	NS613LA	NS614LA	NS616LA	NS620LA
White	NS611W	NS612W	NS613W	NS614W	NS616W	NS620W

Note: Use NS621 with rotary dimmers or to pull through AV or telephone cable; use NS620 to fill an extra decorator opening or create customized openings.

Note: Light Almond is the same color as Office White; see color chart on page V02.

Secure-IT Wallplates and Phone Wallplates | WALLPLATES



Specifications

- The sliding cover provides protection and longer life
- Staggered, angled openings provide proper cable exit and bend radius
- Two methods to secure cover: screw, latch or both
- Indoor or NEMA 3R weather-proof grade

Secure-IT Wallplates, Tamper-Resistant

Color	Wallplate 1-Gang/4-Port
Black	TPF1BK
Gray	TPF1GY
Office White	TPF1OW
White	TPF1W



Secure-IT Wallplates, Weather Proof

Color	Wallplate 1-Gang/4-Port
Gray	TWPF1GY



Box Eliminator

Description	1-Gang
Single gang box eliminator used in place of an electrical box; secures to a drywall opening, providing a means to mount a single gang plate	BRBE1




Stainless Steel Wall Mount Phone Wallplates, Single Gang

Description	Flush Jack	Recessed Jack
USOC jack, RJ25, 6-position	SPUF	SPUR
Category 5e jack, RJ45, 8-position	SP5EF	SP5ER
Category 6 jack, RJ45, 8-position	SP6F	SP6R
10 Gig jack, RJ45, 8-position	SP10GF	SP10GR
Blank plate	P630S1G	-



Telephone Wall Jacks

Thermoplastic



Wall Phone Jack
6-Position
4-Conductor
Screw Termination

Ivory	NS722I
Light Almond	-
White	NS722W

Stainless Steel



Wall Phone Jack
6-Position
4-Conductor
Screw Termination

	NS726SS
--	---------

WALLPLATES | Multimedia Wall and Surface Mount Boxes

AMO Adapter Brackets

Office White

Description	Catalog No.
ST-style adapter, phosphor bronze, (2) included	AMOBST2
Blank adapter, 10-pack	AMOBL10
Single jack adapter, 10-pack	AMOBJ10
Dual jack adapter, 10-pack	AMOB2J10
Blank for SC duplex or RC quad	AMOLCQUNLD



AMO Base Unit Housing

Office White

Description	Catalog No.
Housing with six (6) bracket locations, unloaded	AMO



AMO Adapter Brackets, SC and LC

Description	Color	Catalog No.
SC duplex adapter, phosphor bronze	Office White/Blue	AMOBSCD
LC quad adapter, phosphor bronze, blue	Office White/Blue	AMOLCQSBL
Blank for SC duplex or LC quad	Office White	AMOLCQUNLD
SC duplex adapter, zirconia	Office White/Aqua	AMOBSCDSAQ
LC quad adapter, zirconia	Office White/Aqua	AMOLCQSAQ
LC quad adapter, zirconia	Office White/Beige	AMOLCQSBE




Note: Minimum order quantities apply; see pages F13-F16 for more AV connectors and bulk connector options. See color chart on page V02.

HSB Surface Mount Boxes



Color	1-Port	2-Port	4-Port	6-Port	12-Port
Black	HSB1BK	HSB2BK	HSB4BK	HSB6BK	HSB12BK
Gray	HSB1GY	HSB2GY	HSB4GY	HSB6GY	HSB12GY
Ivory	HSB1EI	HSB2EI	HSB4EI	HSB6EI	HSB12EI
Office White	HSB1OW	HSB2OW	HSB4OW	HSB6OW	HSB12OW
White	HSB1W	HSB2W	HSB4W	HSB6W	HSB12W

UL Plenum Rated HSB Surface Mount Boxes



Color	1-Port	2-Port
Black	HSB1BKP	HSB2BKP
Gray	HSB1GYP	HSB2GYP
Ivory	HSB1EIP	HSB2EIP
Office White	HSB1OWP	HSB2OWP
White	HSB1WP	HSB2WP

Note: Surface mount boxes are not compatible with shielded jacks.



Specifications



- Work area and individual port identification labeling
- FP plate positions connectivity outside the furniture channel maximizing internal capacity

Furniture Wallplates (Steelcase®, Haworth®, HON®, Knoll®, etc.)

Opening size: 2.71" x 1.38"



Color	2-Port	4-Port	4-Port Inline
Black	FP2BK	FP4BK	FP4BBK
Gray	FP2GY	FP4GY	FP4BGY
Office White	FP2OW	FP4OW	FP4BOW
White	FP2W	FP4W	FP4BW


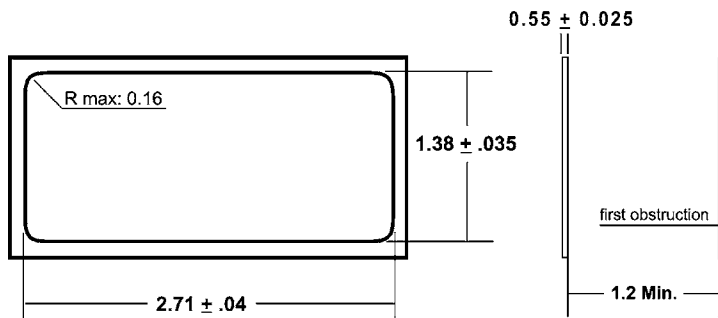
Furniture Reducing Adapters (Herman Miller®)

May be used with the FP2 or FP4 Series furniture plates only for Herman Miller applications; opening size: 2.982" x 1.882"



Color	Catalog No.
Black	HMRBBK
Gray	HMRBGY

FP2 and FP4 Opening Size



Steelcase is a registered trademark of Steelcase, Inc. Haworth is a registered trademark of Haworth, Inc. HON is a registered trademark of the HON Company. Knoll is a registered trademark of Knoll, Inc. Herman Miller is a registered trademark of Herman Miller, Inc.

WALLPLATES | Duplex Wallplates




Specifications

- IFP180W is the only duplex wallplate with label fields in the industry that is UL Listed for power and low-voltage
- Integrates with all Hubbell keystone connections (AV, data and fiber)

Duplex Wallplates, Nylon

Standard



Color	1-Gang	2-Gang	3-Gang	4-Gang
Black	P8BK	P82BK	P83BK	P84BK
Gray	P8GY	P82GY	P83GY	P84GY
Ivory	P8I	P82I	P83I	P84I
Light Almond	P8LA	P82LA	P83LA	P84LA
White	P8W	P82W	P83W	P84W

Midsized



Color	1-Gang	2-Gang
Black	PJ8BK	PJ82BK
Gray	PJ8GY	PJ82GY
Ivory	PJ8I	PJ82I
Light Almond	PJ8LA	PJ82LA
White	PJ8W	PJ82W

Duplex Wallplates, Stainless Steel



Finish	1-Gang	2-Gang
Brass	SB8	SB82
Stainless Steel	SS8	SS82

Duplex Wallplate with Label Fields



Color	1-Gang
Office White	IFP180W

Duplex 106 Outlet Wallplates



Color	2-Port	4-Port
Black	BR106B	Q106B
Gray	BR106G	Q106G
Ivory	BR106E	Q106E
Office White	BR106C	Q106O
White	BR106W	Q106W



Specifications

- Suitable for multimedia applications
- Compatible with HJ, XJ and SF style AV and fiber connectors

UK-Style Wallplates and Modules

Description	Qty.	Catalog No.
Flat wallplate, 1-gang, 50 x 50mm	80-pack	HBP50
Flat wallplate, 2-gang, 100 x 50mm	50-pack	HBP100
Shuttered, unloaded, 50 x 25mm	125-pack	HBM1
Angled, shuttered, unloaded, 50 x 25mm	100-pack	HBM1A
Blanking plate, 50 x 25mm	50-pack	HBM1B



UK LJ6C-Style Wallplates and Modules

Description	Qty.	Catalog No.
Shuttered, unloaded, 37 x 22.5mm (LJ6C)	100-pack	HLJ6C
Angled, shuttered, unloaded, 37 x 22.5mm (LJ6C)	100-pack	HLJ6CA
Flat wallplate, 1-gang, 2-port (LJ6C)	80-pack	HLJ6CP2
Flat wallplate, 2-gang, 4-port (LJ6C)	40-pack	HLJ6CP4



French-Style Wallplates and Modules

Description	Qty.	Catalog No.
Single module, unloaded, 45 x 45mm	100-pack	HFM1
Dual module, unloaded, 45 x 45mm	100-pack	HFM2
Angled, dual module, unloaded, 45 x 45mm	100-pack	HFM2A2
Flat wallplate, 1-gang, 45 x 45mm	80-pack	HFP45
Flat wallplate, 1-gang, 90 x 45mm	25-pack	HFP90



Asian-Style Wallplates

Single Gang

	1-Port, Unloaded	2-Port, Unloaded	4-Port
Flat wallplate, 86 x 86mm	BPS11	BPS12	–
Bevelled wallplate, 86 x 86 mm	BPS11A	BPS12A	–
Bevelled plate & cover, bevelled, 86 x 86 mm	BPC11	BPC12	BPC14
Bevelled plate & cover, angled jack, 86 x 86 mm	BPC11A	BPC12A	–



Australian Clipsal® Schneider Electric Style Module

Description	Qty.	Catalog No.
Keystone module	100-pack	CKM100

Note: Clipsal® is a registered trademark of Clipsal Australia Pty Ltd.



TECHNICAL

Information

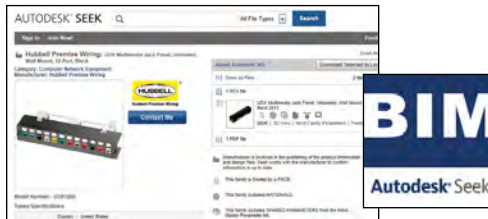
This section explains ANSI/TIA standards and practices required for structured cabling installation and testing. Adherence to standards and codes is required to obtain Hubbell's MISSION CRITICAL® Warranty.



Technical information – Section Tech

Index

Online Technical Resources.....	Tech03
Structured Cabling Standards Evolution.....	Tech04
ANSI/TIA-568.2: Balanced Twisted Pair (Field Testing)..	Tech05
Installation Practices.....	Tech06
Standard UTP Wiring Conventions.....	Tech07
Fiber Standards and Technical Guidelines.....	Tech10
Application Guides: Cabling Channel Solutions.....	Tech11



Online Videos

- Product
- Applications
- Instructional
- Continuing Education

Detailed Specifications

- BIM Models
- Customer Drawings
- Online Specifications



Literature Library

- Datasheets
- Brochures
- White Papers
- Application Guides



UL/ETL Certified Laboratory

- Component Testing
- Link/Channel Testing
- Active Network Testing
- Mechanical Testing
- IEEE
- TIA
- ISO



MISSION CRITICAL® Certification Training

- Shielded and Unshielded Cabling
- Fiber Optic
- AV
- Standards



Alliances

- Cisco® Developer Solutions
- HDBaseT™
- Extreme Networks®

Cisco is a registered trademark of Cisco Systems, Inc. HDBaseT is a trademark of Valens Semiconductor Ltd. Extreme Networks is a registered trademark of Extreme Networks.

Industry standards are published design and performance requirements that are approved by industry ballot among cable and component manufacturers, specifiers and users. The objective of cabling standards is to promote global interoperability and minimum levels of performance.

As an active contributor to and leader in cabling standards organizations such as TIA and IEEE, Hubbell manufactures products that exceed all applicable standards. Compliance to industry standards is a long-term commitment by Hubbell Premise Wiring.



Global industry standards offer the following advantages:

- Interoperability of connecting hardware components
- Backward compatibility
- Open systems architecture
- Ease of migration to new performance levels
- Multi-vendor choice to the end-user

Compliance to standards also applies to MISSION CRITICAL® objectives. MISSION CRITICAL is defined as the delivery of long-term, uninterrupted service at stated performance levels.

This is the philosophy of the Hubbell 25-year MISSION CRITICAL warranty. For more information about Hubbell MISSION CRITICAL training and installer certification, visit hubbell.com/hubbellpremisewiring/en.



Permanent Link Field Testing

The permanent link test configuration includes a 90m length of horizontal cable and one connector attached to each end (see diagram). One optional consolidation point connection is also permitted. The permanent link runs from the cross-connect panel in the TR to the work station outlet. The permanent link overall length must not exceed 295ft (90m).



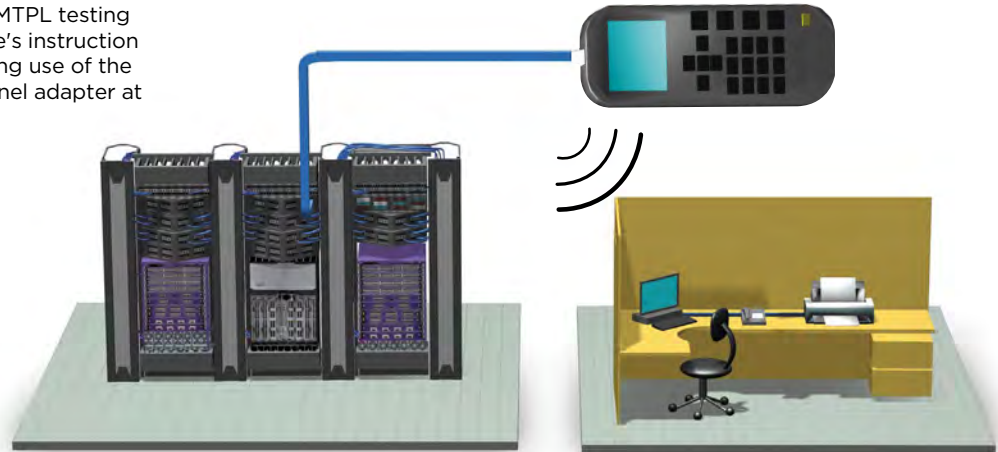
Channel Field Testing

The channel test configuration includes a length of horizontal cable up to 90 meters, a work area cord, and two patch cord cross connections (see diagram). One optional consolidation point connection is also permitted in the channel. The channel overall length must not exceed 328ft (100m).



MTPL Field Testing

The Modular Plug Terminated Link (MPTL) test configuration includes a length of horizontal cable up to 90 meters, with a female connector at the interconnect and a modular plug termination at the work area. One optional consolidation point connection is also permitted. The channel's overall length must not exceed 328ft (100m). Select MPTL testing and follow the tester manufacturer's instruction on MPTL test procedures regarding use of the permanent link adapter and channel adapter at the appropriate ends.



Hubbell Approved Field Testers for UTP and Optical Fiber Cabling

The Hubbell MISSION CRITICAL® warranty program recognizes the field testers and associated test adapters below. These testers function in a bidirectional mode with automatic data acquisition and storage.

Fluke Network:	Ideal:	Ideal:	PSiber:	AEM:	Softing:
DSX 5000 and DSX-8000 Series	LanTEK 3	LanTEK 4	LanExpert 85	AEM TestPro CV100	WireXpert 4500 WX4500

Fluke and OMNI Scanner are trademarks of Fluke Corporation. IDEAL and LanTEK are registered trademarks of IDEAL INDUSTRIES INC. LanExpert and CableMaster are trademarks of Psiber Data Systems Inc. TestPro is a trademark of AEM.

Recommended Installation Practices for Balanced Twisted Pair

- Use the proper strip tool for the cable jacket. Do not cut into the conductor pairs.
- For best results, use the zip cord and peel away the cable jacket.
- Position the stripped cable jacket as close as possible to the termination point to minimize exposure of the twisted pairs.
- Maintain the natural twist of all conductor pairs as close as possible to the termination point. For Category 5e, 6 and 6A wiring, the maximum length of untwisted pairs is 0.5". Minimum untwisting optimizes return loss performance
- Never uncoil UTP cable from a stationary spool. Permanent kinks will result from straightening, and NEXT failures may occur. Unwind the cable by rotating the spool with steady speed and tension. Also avoid scraping and kinking when feeding into conduit or raceway.
- Store cable slack for wall outlets above the ceiling for future re-termination.
- Use proper supports and spacing to minimize sag in horizontal runs. Long runs should use cable trays. Do not overload cable supports and trays.
- Do not exceed 40% cable fill ratio in any pathway.
- Avoid EMI by maximizing the separation distance from high voltage circuits, transformers, motors, etc. For shared pathways, use partitioned raceway with 2" minimum separation from power wiring.
- Do not run UTP cables over heater ducts or hot water ducts. High temperatures may degrade performance and deteriorate the cable jacket.
- Centralize TRs to equalize the horizontal cable runs on each floor. Maximum horizontal distance is 90 meters.
- Never use staples to position and manage cables.
- Use good cable management practices to maintain proper bend radius.
- For Category 6 and 6A cabling, store service loops in a figure-eight pattern to minimize cross-talk and EMI noise pick-up.
- All grounding and bonding shall be according to ANSI/TIA-607-C.




Jack Termination Aid

COBRA-LOCK Termination Process

STEP 1:

Lace wires into wire manager, then trim flush

Wire manager securely retains wires for either A or B wiring and is keyed to ensure correct polarity to jack body.



STEP 2:

Insert wire manager and engage COBRA-LOCK

Jack body terminates all wires at once and actively retains termination integrity.

STEP 3:

Easily Re-Terminate

Release COBRA-LOCK™ with a small screwdriver; wire manager can be reused up to 25 times.

VELCRO is a registered trademark of Velcro Industries B.V.

Do's <input checked="" type="checkbox"/>	Don'ts <input checked="" type="checkbox"/>
<p>Maintain a minimum bend radius of 4x the cable diameter (4-pair cables).</p>	<p>Never exceed a 90 degree bend.</p>
<p>Apply cable ties loosely and at random intervals. VELCRO® brand fasteners are recommended.</p>	<p>Do not over-tighten cable ties.</p>
<p>Try to minimize the amount of jacket twisting.</p>	<p>Do not over-twist cable; it can lead to torn jackets.</p>
<p>Avoid stretching the cable.</p>	<p>Do not exceed 25lb of pulling tension.</p>

Horizontal UTP Cable and Patch Cords

- Solid copper 4-pair UTP is specified for distribution cabling. Stranded UTP is specified for patch cords for flexibility. Shielded cable is not commonly used in the U.S. Splices bridge taps are not permitted.
- Cable, connectors and patch cords shall be marked with the performance category. Always match performance categories of cables and components throughout the infrastructure.
- All cable, cords and connecting hardware shall meet performance requirements of ANSI/TIA-568.2-D. Hubbell assures this compliance with all products and cable partners.

COLOR CODING:

	white-blue/blue
	white-orange/orange
	white-green/green
	white-brown/brown



Backbone UTP Cable

- Solid copper 4-pair and 25-pair UTP is specified. An overall shield is optional.
- Performance category markings and compliance to ANSI/TIA-568.1 and 568.2 is required.
- Circuits with incompatible signals should be partitioned in separate binder groups. Prior to making shared sheath circuit assignments, consult the equipment manufacturer for signal characteristics (i.e., frequency, amplitude, voltage, etc.).
- Tip conductor insulation colors are matched to the binder group. Ring conductor insulation colors correspond the pair.

Recognized Connector and Wiring Configurations


- 8-position modular jack/plug
- 8-position modular panel/plug
- T568A wiring or T568B wiring options
- Category 5e, 6 or 6A recommended



RJ-45 ANSI/TIA-568 Wiring Conventions

Two wiring standards were adopted. Both configurations are based on maximum transmission performance.

8 Position / 8 Wire



T568A

- 1: Green/White
- 2: Green
- 3: Orange/White
- 4: Blue
- 5: Blue/White
- 6: Orange
- 7: Brown/White
- 8: Brown

- Preferred method
- Directly compatible with 2-pair voice and token ring systems utilizing 6-position connectors

8 Position / 8 Wire



T568B

- 1: Orange/White
- 2: Orange
- 3: Green/White
- 4: Blue
- 5: Blue/White
- 6: Green
- 7: Brown/White
- 8: Brown

- Optional method
- AT&T® standard
- Directly compatible with AT&T phone systems

Wiring Conventions

Local area network (LAN) standards designed to operate over UTP specify pin/pair assignments on modular connectors for various signal transmission protocols. While T568A and T568B conventions support all these designations, there are some cases where the user chooses to cable only the number of pairs required to support these applications.

8 Position / 4 Wire



10/100BASE-T

- 10 Mbps Ethernet over UTP
- Uses only two pairs
- 100 Mbps Ethernet

8 Position / 4 Wire



Token Ring

- 4/16 Mbps token ring over copper
- Uses only two pairs

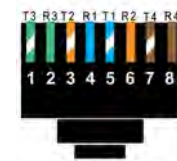
8 Position / 4 Wire



TP-PMD

- 100 Mbps FDDI over copper
- Uses only two pairs

8 Position / 8 Wire



1000BASE-T (T568A)

- 1000 Mbps Ethernet over UTP
- Uses all four pairs

USOC Conventions

Universal Service Ordering Codes (USOC) are a series of Registered Jack (RJ) wiring configurations for connection of customer premises equipment to the network. FCC regulations govern these configurations.

6 Position / 6 Wire



USOC RJ25

6 Position / 2 Wire



USOC RJ11


























Color Coding

TIP		RING	
Pair 1	T1 - White/Blue	Pair 1	R1 - Blue
Pair 2	T2 - White/Orange	Pair 2	R2 - Orange
Pair 3	T3 - White/Green	Pair 3	R3 - Green
Pair 4	T4 - White/Brown	Pair 4	R4 - Brown

AT&T is a registered trademark of AT&T Inc.


Block Wiring

Standard color codes for 25-pair UTP cable

Wire/Color Code	Tip and Ring	Pair Number	50 Pin Positions	66 or 110 Block Positions
 white/blue blue/white	Tip 1 Ring 1	Pair 1	26 1	1 2
 white/orange orange/white	Tip 2 Ring 2	Pair 2	27 2	3 4
 white/green green/white	Tip 3 Ring 3	Pair 3	28 3	5 6
 white/brown brown/white	Tip 4 Ring 4	Pair 4	29 4	7 8
 white/slate slate/white	Tip 5 Ring 5	Pair 5	30 5	9 10
 red/blue blue/red	Tip 6 Ring 6	Pair 6	31 6	11 12
 red/orange orange/red	Tip 7 Ring 7	Pair 7	32 7	13 14
 red/green green/red	Tip 8 Ring 8	Pair 8	33 8	15 16
 red/brown brown/red	Tip 9 Ring 9	Pair 9	34 9	17 18
 red/slate slate/red	Tip 10 Ring 10	Pair 10	35 10	19 20
 black/blue blue/black	Tip 11 Ring 11	Pair 11	36 11	21 22
 black/orange orange/black	Tip 12 Ring 12	Pair 12	37 12	23 24
 black/green green/black	Tip 13 Ring 13	Pair 13	38 13	25 26
 black/brown brown/black	Tip 14 Ring 14	Pair 14	39 14	27 28
 black/slate slate/black	Tip 15 Ring 15	Pair 15	40 15	29 30
 yellow/blue blue/yellow	Tip 16 Ring 16	Pair 16	41 16	31 32
 yellow/orange orange/yellow	Tip 17 Ring 17	Pair 17	42 17	33 34
 yellow/green green/yellow	Tip 18 Ring 18	Pair 18	43 18	35 36
 yellow/brown brown/yellow	Tip 19 Ring 19	Pair 19	44 19	37 38
 yellow/slate slate/yellow	Tip 20 Ring 20	Pair 20	45 20	39 40
 violet/blue blue/violet	Tip 21 Ring 21	Pair 21	46 21	41 42
 violet/orange orange/violet	Tip 22 Ring 22	Pair 22	47 22	43 44
 violet/green green/violet	Tip 23 Ring 23	Pair 23	48 23	45 46
 violet/brown brown/violet	Tip 24 Ring 24	Pair 24	49 24	47 48
 violet/slate slate/violet	Tip 25 Ring 25	Pair 25	50 25	49 50

10G, 25G and 50G Application Notes

- Cabling channel is single lane; (1) fiber pair
- Equipment transceiver ports are LC duplex
- Maximum 4-connector channel permitted
- Limit (2) MPO interconnections per channel
- Channel distance and loss limits apply
- Channel polarity rule: (1) overall pair crossing



MPO cassette



Custom MPO trunk



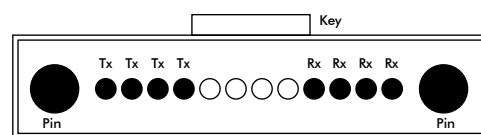
MPO cassette

40G, 100G and 200G Application Notes

- Cabling channel is 4-lane; (8) fibers in parallel
- Equipment transceiver receptacles are MPO male
- 40G operates over (4) 10G pairs
- 100G operates over (4) 25G pairs
- 200G operates over (4) 50G pairs
- All MPO connections must be male to female
- Maximum (2) MPO interconnections per channel
- Channel distance and loss limits apply
- Channel polarity rule: (1) overall key-wise reversal
- TIP: Use a consistent channel polarity scheme

40G, 100G and 200G Lane Assignments


- Transmit over 4 outer left fibers
- Receive over 4 outer right fibers
- 4 unused middle fibers
- Keyed connector orientation



MPO Connector: End View

40G, 100G and 200G Channel Gender and Polarity Guidelines

MPO Trunk Polarity	MPO Trunk Gender	MPO Patch Cord Gender	MPO Patch Cord 1 Polarity	MPO Patch Cord 2 Polarity
A	F	M to F	A	B
A	M	F	A	B
B	F	M to F	A	A
B	F	M to F	B	B
B	M	F	A	A
B	M	F	B	B



MPO Interconnection


Application Notes and Channel Guidelines

IEEE 802.3 Application	Transceiver Port Connection	Lane Format	Max Channel Distance (m)			Max Channel Loss (dB)		
			OM3	OM4	OS2	OM3	OM4	OS2
10GBASE-S	LC or SC duplex	1 lane (2-fibers)	300	550	N/A	2.6	2.9	N/A
10GBASE-E	LC or SC duplex	1 lane (2-fibers)	N/A	N/A	40 km	N/A	N/A	11
25GBASE-SR	LC duplex	1 lane (2-fibers)	70	100	N/A	1.8	1.9	N/A
50GBASE-SR	LC duplex	1 lane (2-fibers)	70	100	N/A	1.8	1.9	N/A
40GBASE-SR4	MPO	4 lanes (8 fibers)	100	150	N/A	1.9	1.5	N/A
100GBASE-SR4	MPO	4 lanes (8 fibers)	70	100	N/A	1.8	1.9	N/A
200GBASE-SR4	MPO	4 lanes (8 fibers)	70	100	N/A	1.8	1.9	N/A
40GBASE-LR4	LC or SC duplex	1 lane (2-fibers)	N/A	N/A	30 km	N/A	N/A	6.7
40GBASE-ER4	LC or SC duplex	1 lane (2-fibers)	N/A	N/A	40 km	N/A	N/A	6.7
100GBASE-LR4	LC or SC duplex	1 lane (2-fibers)	N/A	N/A	10 km	N/A	N/A	6.3

Category 6/6A Solution (without Consolidation Point)

Applications Supported

- ISDN
- Token Ring
- ATM 155
- TP PMD
- VoIP
- 10BASE-T
- 100BASE-T
- 1000BASE-T
- 10GBASE-T (6A)
- 2.5GBASE-T
- 5GBASE-T
- PoE
- PoE+
- PoE++ (6A)



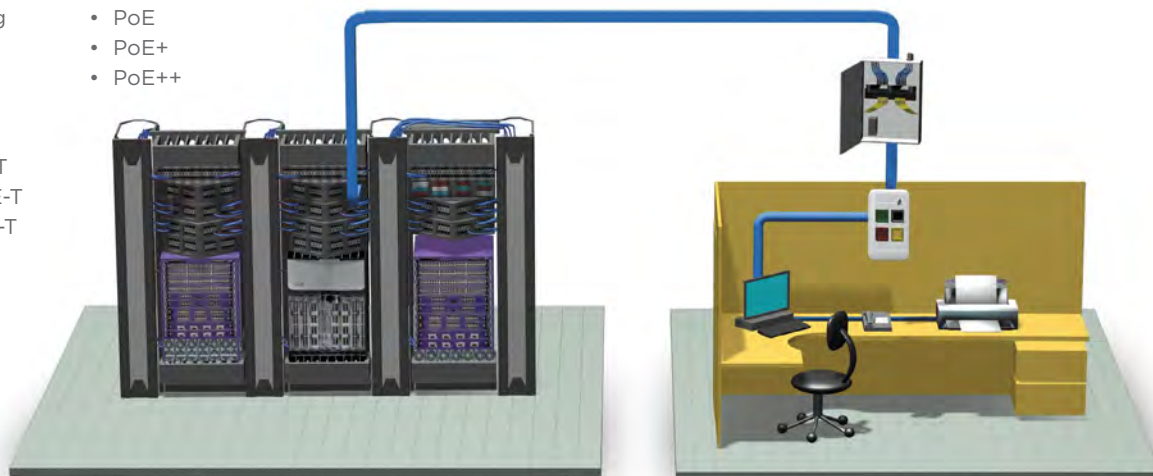
Hubbell Solutions

Product	Cat 6A Solution	Cat 6 Solution
Patch Cord	HC6A Series	HC6 Series
Patch Panel	HPJ6A Series	HP6 Series
Plates	IFP or IMF Series	IFP or IMF Series
Jack(s)	HJU6A Series	HXJ6 Series
Cable	C6A Series	C6 Series

Category 5e/6 Solution (with Consolidation Point)

Applications Supported

- ISDN
- Token Ring
- ATM 155
- TP PMD
- VoIP
- 10BASE-T
- 100BASE-T
- 1000BASE-T
- 2.5GBASE-T
- 5GBASE-T
- PoE
- PoE+
- PoE++



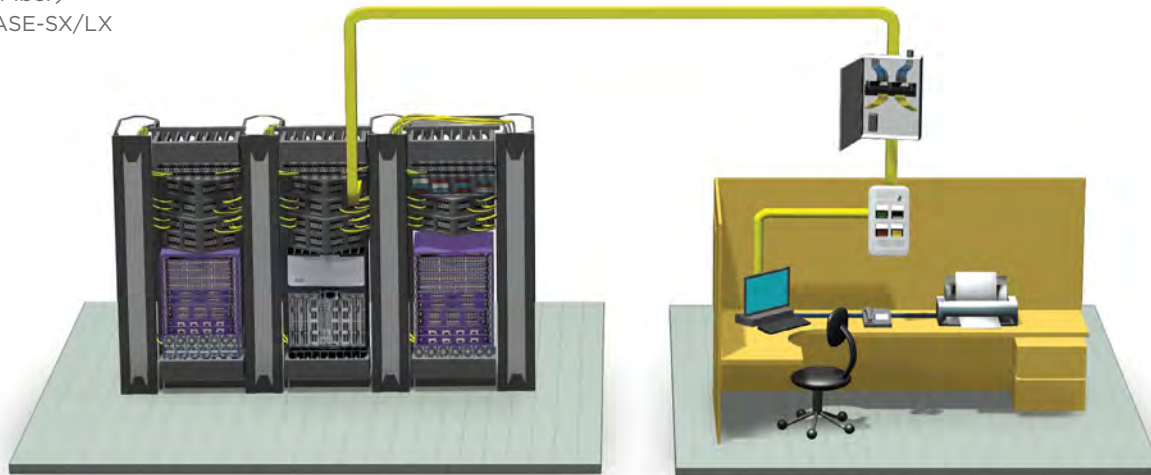
Hubbell Solutions

Product	Cat 6 Solution	Cat 5e Solution
Patch Cord	HC6 Series	HC5E Series
Patch Panel	HP6 Series	HP5E Series
Plates	IFP or IMF Series	IFP or IMF Series
Jack(s)	HXJ6 Series	HXJ5E Series
or 110 Block	6110 Series	110BLK Series
Cable	C6 Series	C5E Series

Fiber Solution

Applications Supported

- 1000BASE-SX/LX
- ATM (Fiber)
- 10GBASE-SX/LX



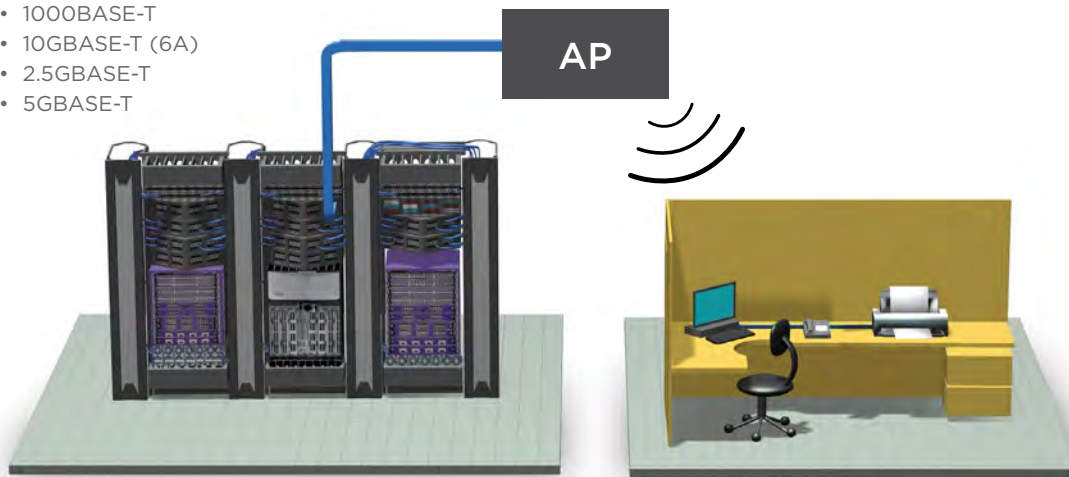
Hubbell Solutions

Product	Fiber
Patch Panel	FPR/FCR Series
Patch Cord	DFH Series
Plate	IFP, IMF or AFP Series
Fiber Connector	FIBERHUBB Splice-On or PROclick Series
Fiber Cable	HFC Series

Category 6A Wireless Access Point

Applications Supported

- PoE
- PoE+
- PoE++ (6A)
- ATM 155
- 10BASE-T
- 100BASE-T
- 1000BASE-T
- 10GBASE-T (6A)
- 2.5GBASE-T
- 5GBASE-T



Hubbell Solutions

Product	Cat 6A Solution	Cat 6 Solution
MPTL Plug	SP6A Series	SP6 Series
Patch Panel	HPJ6A Series	HP6 Series
Cable	C6A Series	C6 Series
Patch Cord	HC6A Series	HC6 Series

Index

Catalog No.	Page	Catalog No.	Page	Catalog No.	Page
10GAFBCVRALU.....	T 22	2GAFBCVRBK.....	T 19	AMOBSCDSAQ.....	B 14, V 9
10GAFBCVRALUC.....	T 22	2GAFBCVRBKC.....	T 19	AMOBST2.....	B 14, V 9
10GAFBCVRBK.....	T 22	2GAFBCVRBRS.....	T 19	AMOLCQSAQ.....	B 14, V 9
10GAFBCVRBKC.....	T 22	2GAFBCVRBRSC.....	T 19	AMOLCQSBE.....	B 14, V 9
10GAFBCVRBRS.....	T 22	2GAFBCVRBRZ.....	T 19	AMOLCQSBL.....	B 14, V 9
10GAFBCVRBRSC.....	T 22	2GAFBCVRBRZC.....	T 19	AMOLCQUNLD.....	V 9
10GAFBCVRBRZ.....	T 22	2GAFBCVRNKC.....	T 19	ATB.....	T 49
10GAFBCVRBRZC.....	T 22	2GAFBFFCVRALU.....	T 19	AVCEI.....	T 26, N 16
10GAFBCVRNK.....	T 22	2GAFBFFCVRBK.....	T 19	AVIR.....	F 4
10GAFBCVRNKC.....	T 22	2GAFBFFCVRBRS.....	T 19	AVPS152BK.....	F 4
11OBLK100BWL.....	C 12	2GAFBFFCVRBRZ.....	T 19	AVPS152GY.....	F 4
11OBLK100FTK4.....	C 12	2GAFBFFCVRNKC.....	T 19	AVPS152I.....	F 4
11OBLK100FTK5.....	C 12	4GAFBCVRALU.....	T 20	AVPS152LA.....	F 4
11OBLK300BWL.....	C 12	4GAFBCVRALUC.....	T 20	AVPS152W.....	F 4
11OBLK300FTK4.....	C 12	4GAFBCVRBK.....	T 20	BCSPKT12.....	D 4, D 6
11OBLK300FTK5.....	C 12	4GAFBCVRBKC.....	T 20	BPC11.....	B 15, V 12
11OBLK50BWL.....	C 12	4GAFBCVRBRS.....	T 20	BPC11A.....	B 15, V 12
11OBLK50FTK4.....	C 12	4GAFBCVRBRSC.....	T 20	BPC12.....	B 15, V 12
11OBLK50FTK5.....	C 12	4GAFBCVRBRZ.....	T 20	BPC12A.....	B 15, V 12
11OCB4PR10.....	C 12	4GAFBCVRBRZC.....	T 20	BPC14.....	B 15, V 12
11OCB5PR10.....	C 12	4GAFBCVRNK.....	T 20	BPS11.....	B 15, V 12
11ORM14.....	C 13	4GAFBCVRNKC.....	T 20	BPS11A.....	B 15, V 12
11ORM14NT.....	C 13	610GCCVRALU.....	T 10, T 12, T 13	BPS12.....	B 15, V 12
11ORM15.....	C 13	610GCCVRALUC.....	T 12, T 13	BPS12A.....	B 15, V 12
11ORM15NT.....	C 13	610GCCVRBK.....	T 10, T 12, T 13	BPS12A.....	B 15, V 12
11ORM24.....	C 13	610GCCVRBKC.....	T 10, T 12, T 13	BRI06B.....	B 10, V 11
11ORM24NT.....	C 13	610GCCVRBRS.....	T 10, T 12, T 13	BRI06C.....	B 10, V 11, U 64
11ORM25.....	C 13	610GCCVRBRZ.....	T 10, T 12, T 13	BRI06E.....	B 10, U 46, V 11
11ORM25NT.....	C 13	610GCCVRBRZC.....	T 12, T 13	BRI06G.....	B 10, U 46, V 11
11OTRA.....	C 13	610GCCVRNKC.....	T 10, T 12, T 13	BRI06W.....	B 10, V 11
11OTRB.....	C 13	610GEXTENDCAP2PK.....	T 14	BR851241A.....	B 16
11OWMK.....	C 13	610GTCVRALU.....	T 10, T 12, T 13	BR851341B.....	B 16
12Z4RRSCRW20.....	O 6, K 4	610GTCVRALUC.....	T 12, T 13	BR851A.....	B 16
24GCCVRALU.....	T 9, T 7, T 8	610GTCVRBK.....	T 10, T 12, T 13	BR851B.....	B 16
24GCCVRALUC.....	T 9, T 7, T 8	610GTCVRBKC.....	T 10, T 12, T 13	BR851B.....	B 16
24GCCVRBK.....	T 9, T 7, T 8	610GTCVRBRS.....	T 10, T 12, T 13	BR851D.....	B 16
24GCCVRBKC.....	T 9, T 7, T 8	610GTCVRBRZ.....	T 10, T 12, T 13	BRBE1.....	V 8, B 11
24GCCVRBRS.....	T 9, T 7, T 8	610GTCVRBRZC.....	T 12, T 13	BREXTB235.....	K 6
24GCCVRBRSC.....	T 9, T 7, T 8	610GTCVRNKC.....	T 10, T 12, T 13	BTPB3TF.....	U 61
24GCCVRBRZ.....	T 9, T 7, T 8	ABP175.....	K 6, O 6	C5ELPPB.....	E 6
24GCCVRBRZC.....	T 9, T 7, T 8	ABP350.....	K 6, O 6	C5ELPPBK.....	E 6
24GCCVRNK.....	T 9, T 7, T 8	AFB10G55.....	T 22	C5ELPPGN.....	E 6
24GCCVRNKC.....	T 9, T 7, T 8	AFB10G55CHI.....	T 22	C5ELPPGY.....	E 6
24GCFVCVRALU.....	T 9, T 7, T 8	AFB2G25.....	T 19	C5ELPPOR.....	E 6
24GCFVCVRBK.....	T 9, T 7, T 8	AFB2G25CHI.....	T 19	C5ELPPP.....	E 6
24GCFVCVRBRS.....	T 9, T 7, T 8	AFB2G50.....	T 19	C5ELPPR.....	E 6
24GCFVCVRBRZ.....	T 9, T 7, T 8	AFB2G50CHI.....	T 19	C5ELPPW.....	E 6
24GCFVCVRNKC.....	T 9, T 7, T 8	AFB4G25.....	T 20	C5ELPPY.....	E 6
24GEXTENDCAP2PK.....	T 11	AFB4G25CHI.....	T 20	C5ELPRB.....	E 6
24GTCVRALU.....	T 9, T 7, T 8	AFB4G50.....	T 20	C5ELPRBK.....	E 6
24GTCVRALUC.....	T 9, T 7, T 8	AFB4G50CHI.....	T 20	C5ELPRGN.....	E 6
24GTCVRBK.....	T 9, T 7, T 8	AFB4G50CHI.....	T 20	C5ELPRGY.....	E 6
24GTCVRBKC.....	T 9, T 7, T 8	AFB4G50CHI.....	T 20	C5ELPROR.....	E 6
24GTCVRBRS.....	T 9, T 7, T 8	AFB4G50CHI.....	T 20	C5ELPRP.....	E 6
24GTCVRBRSC.....	T 9, T 7, T 8	AFB4G50CHI.....	T 20	C5ELPRR.....	E 6
24GTCVRBRZ.....	T 9, T 7, T 8	AFB4G50CHI.....	T 20	C5ELPRW.....	E 6
24GTCVRBRZC.....	T 9, T 7, T 8	AFB4G50CHI.....	T 20	C5ELPRY.....	E 6
24GTCVRNK.....	T 9, T 7, T 8	AFB4G50CHI.....	T 20	C6A10SPBK.....	E 7, E 3
24GTCVRNKC.....	T 9, T 7, T 8	AFB4G50CHI.....	T 20	C6ASOPBK.....	E 3, E 8
24GTFVCVRALU.....	T 9, T 7, T 8	AFB4G50CHI.....	T 20	C6ASPDSB.....	A 4, E 4
24GTFVCVRBK.....	T 9, T 7, T 8	AFB4G50CHI.....	T 20	C6ASPDSBK.....	E 4
24GTFVCVRBRS.....	T 9, T 7, T 8	AFB4G50CHI.....	T 20	C6ASPDSGN.....	E 4
24GTFVCVRBRZ.....	T 9, T 7, T 8	AFB4G50CHI.....	T 20	C6ASPDSGN.....	E 4
24GTFVCVRNKC.....	T 9, T 7, T 8	AFB4G50CHI.....	T 20	C6ASPDSGY.....	A 4, E 4
2GAFBCVRALU.....	T 19	AFB4G50CHI.....	T 20	C6ASPDSOR.....	E 4
2GAFBCVRALUC.....	T 19	AFB4G50CHI.....	T 20	C6ASPDSOR.....	E 4
		AFB4G50CHI.....	T 20	C6ASPDSR.....	E 4
		AFB4G50CHI.....	T 20	C6ASPDSW.....	A 4, E 4
		AFB4G50CHI.....	T 20	C6ASPDSY.....	A 4, E 4

Index

Catalog No.	Page	Catalog No.	Page	Catalog No.	Page
C6ASPPDSB	E 4	CFB4G30RCI	T 9, T 5	DFHPCCSS55SM	H 4
C6ASPPDSBK	E 4	CFB4G30RCRE	T 5, T 8	DFHPCSLCF1MM	H 4
C6ASPPDSGN	E 4	CFB4G30RE	T 5, T 8	DFHPCSLCF2MM	H 4
C6ASPPDSGY	E 4	CFB6G30CRE	T 10, T 5	DFHPCSLCF3MM	H 4
C6ASPPDSOR	E 4	CFB6G30E	T 10, T 5	DFHPCSLCF5MM	H 4
C6ASPPDSP	E 4	CFB6G30R	T 10	DFHPCSLCS1SM	H 4
C6ASPPDSR	E 4	CFB6G30RCR	T 5	DFHPCSLCS2SM	H 4
C6ASPPDSW	E 4	CFB6G30RCRE	T 10	DFHPCSLCS3SM	H 4
C6ASPPDSY	E 4	CFB6G30RE	T 5	DFHPCSLCS5SM	H 4
C6ASPRDSB	E 4	CFB6RCVRR1	T 11	DFHPLCLCE1MM	H 3
C6ASPRDSBK	E 4	CFB6RCVRR2	T 11	DFHPLCLCE2MM	H 3
C6ASPRDSGN	E 4	CFB6RCVRR3	T 11	DFHPLCLCE3MM	H 3
C6ASPRDSGY	E 4	CFB7CVRALU	T 18	DFHPLCLCE5MM	H 3
C6ASPRDSOR	E 4	CFB7CVRBR	T 18	DFHPLCLCF1MM	H 3
C6ASPRDSP	E 4	CFB7CVRBLK	T 18	DFHPLCLCF1MVI	H 3
C6ASPRDSR	E 4	CFB7CVRCS	T 18	DFHPLCLCF2MM	H 3
C6ASPRDSW	E 4	CFB7G4	T 18	DFHPLCLCF2MVI	H 3
C6ASPRDSY	E 4	CFB7G6	T 18	DFHPLCLCF3MM	H 3
C6ASRDSB	A 4, E 4	CFB7TALU	T 18	DFHPLCLCF3MVI	H 3
C6ASRDSBK	E 4	CFB7TBRS	T 18	DFHPLCLCF5MM	H 3
C6ASRDSGN	E 4	CFB8RCVRR1	T 14, T 11	DFHPLCLCF5MVI	H 3
C6ASRDSGY	A 4, E 4	CFB8RCVRR2	T 14, T 11	DFHPLCLCS1SM	H 3
C6ASRDSOR	E 4	CFB8RCVRR3	T 14, T 11	DFHPLCLCS2SM	H 3
C6ASRDSP	E 4	CFBHUB2	T 11	DFHPLCLCS3SM	H 3
C6ASRDSR	E 4	CFBKOPATE	T 11	DFHPLCLCS5SM	H 3
C6ASRDSW	A 4, E 4	CFBKOPATECR	T 11	DFHPLCSCF1MM	H 3
C6ASRDSY	A 4, E 4	CFBOGPAN4	T 18	DFHPLCSCF2MM	H 3
C6IOSPBK	E 7, E 3	CFBSIR6CVRALU	T 7	DFHPLCSCF3MM	H 3
C6SOPBK	E 3, E 8	CFBSIR6CVRBLK	T 7	DFHPLCSCF5MM	H 3
CB2	B 13	CFBSIR6CVRBRS	T 7	DFHPLCSCS1SM	H 3
CCPS1	G 18	CFBSIR6CVRBRZ	T 7	DFHPLCSCS2SM	H 3
CCPS2	G 18	CFBSIR6CVRGRY	T 7	DFHPLCSCS3SM	H 3
CCPS3	G 18	CFBSIR6CVRNKL	T 7	DFHPLCSCS5SM	H 3
CFB10G55CRE	T 5, T 13	CFBSIR6FFCVRALU	T 7	DFHPCSNLCF1MM	H 4
CFB10G55E	T 5, T 13	CFBSIR6FFCVRBLK	T 7	DFHPCSNLCF2MM	H 4
CFB10G55RCRE	T 5, T 13	CFBSIR6FFCVRBRS	T 7	DFHPCSNLCF3MM	H 4
CFB10G55RE	T 5, T 13	CFBSIR6FFCVRBRZ	T 7	DFHPCSNLCF5MM	H 4
CFB11CVRALU	T 18	CFBSIR6FFCVRGRY	T 7	DFHPCSNLCS1SM	H 4
CFB11CVRBRS	T 18	CFBSIR6FFCVRNKL	T 7	DFHPCSNLCS2SM	H 4
CFB11CVRBLK	T 18	CFBSIR8CVRALU	T 21, T 9, T 10, T 12, T 13, T 8	DFHPCSNLCS3SM	H 4
CFB11CVRCS	T 18	CFBSIR8CVRBLK	T 21, T 9, T 10, T 12, T 13, T 8	DFHPCSNLCS5SM	H 4
CFB11G4	T 18	CFBSIR8CVRBRS	T 21, T 9, T 10, T 12, T 13, T 8	DFHRLCLCE1MM	H 3
CFB11G6	T 18	CFBSIR8CVRBRZ	T 21, T 9, T 10, T 12, T 13, T 8	DFHRLCLCE2MM	H 3
CFB11TALU	T 18	CFBSIR8CVRGRY	T 21, T 9, T 10, T 12, T 13, T 8	DFHRLCLCE3MM	H 3
CFB11TBRS	T 18	CFBSIR8CVRNKL	T 21, T 9, T 10, T 12, T 13, T 8	DFHRLCLCE5MM	H 3
CFB2G25CRE	T 5, T 7	CKL333	N 13	DFHRLCLCF1MM	H 3
CFB2G25E	T 5, T 7	CKL716	N 13	DFHRLCLCF2MM	H 3
CFB2G25RCRE	T 5, T 7	CKL751	R 9, N 13	DFHRLCLCF3MM	H 3
CFB2G25RE	T 5, T 7	CKM100	B 15, V 12	DFHRLCLCF5MM	H 3
CFB2G30CRE	T 5, T 7	CKM6	O 6, K 4	DFHRLCLCS1SM	H 3
CFB2G30E	T 5, T 7	CKTSD	O 6	DFHRLCLCS2SM	H 3
CFB2G30RCRE	T 5, T 7	CMBR	C 5, C 4, C 6	DFHRLCLCS3SM	H 3
CFB2G30RE	T 5, T 7	CS1973	K 3	DFHRLCLCS5SM	H 3
CFB4G555CRE	T 5, T 12	CS1973H	K 3	DFHRLCSCF1MM	H 3
CFB4G555E	T 5, T 12	CS1976	K 3	DFHRLCSCF2MM	H 3
CFB4G555RCRE	T 5, T 12	CS1976H	K 3	DFHRLCSCF3MM	H 3
CFB4G555RE	T 5, T 12	CTK	N 11	DFHRLCSCF5MM	H 3
CFB4G25CRE	T 5, T 8	CTK2	N 13	DFHRLCSCS1SM	H 3
CFB4G25E	T 5, T 8	CTKH	N 11	DFHRLCSCS2SM	H 3
CFB4G25RCRE	T 5, T 8	DFHPCSCSCF1MM	H 4	DFHRLCSCS3SM	H 3
CFB4G25RE	T 5, T 8	DFHPCSCSCF2MM	H 4	DFHRLCSCS5SM	H 3
CFB4G30CI	T 9, T 5	DFHPCSCSCF3MM	H 4	DFPCSCASCAS10SM	G 20
CFB4G30CRE	T 5, T 8	DFHPCSCSCF5MM	H 4	DFPCSCASCAS1SM	G 20
CFB4G30E	T 5, T 8	DFHPCSCSS1SM	H 4	DFPCSCASCAS2SM	G 20
CFB4G30PFB	T 9, T 5	DFHPCSCSS2SM	H 4	DFPCSCASCAS3SM	G 20
CFB4G30PFBRE	T 9, T 5	DFHPCSCSS3SM	H 4	DFPCSCASCAS4SM	G 20

Index

Catalog No.	Page	Catalog No.	Page	Catalog No.	Page
DFPCSCASCASSM.....	G 20	FANMTPSVI.....	G 16	FBMP6DJ.....	T 20, T 19, T 11
ECMBR3.....	C 5, C 4, C 6	FANMTPVI.....	G 16	FBMP6KS.....	T 20, T 19, T 11
ECMBR6.....	C 5, C 4, C 6	FANSCDSC6AQ.....	G 15	FBMPAAP.....	T 20, T 19, T 11
ECMBRS.....	C 5, C 4, C 6	FANSCDSC6B.....	G 15	FBMPBNK.....	T 20, T 19, T 11
FAMTRJC6AQ.....	G 16	FANSCDSC6BE.....	G 15	FBMPDUP.....	T 20, T 19, T 11
FAMTRJC6BK.....	G 16	FANSCDSC6BK.....	G 15	FBMPFT.....	T 20, T 19, T 11
FAMTRJK.....	G 14	FANSCDSC6GN.....	G 15	FBMPMAAP.....	T 20, T 19, T 11
FAMTRJKBK.....	G 14	FANSCDSC6OR.....	G 15	FBMPREC.....	T 20, T 19, T 11
FAMTRJKEI.....	G 14	FANSCDSC6R.....	G 15	FBMPTRAC.....	T 20, T 19, T 11
FAMTRJJKY.....	G 14	FANSCDSC6Y.....	G 15	FBRMGTCCLPK4.....	G 18, J 6, J 3, J 5
FAMTRJKO.....	G 14	FANSCDSS6AQ.....	G 15	FCFCF900M50BP.....	G 4
FAMTRJKW.....	G 14	FANSCDSS6B.....	G 15	FCFCF900M50GBP.....	G 4
FAMTRJMPB6.....	G 16	FANSCDSS6BE.....	G 15	FCFCF900M62BP.....	G 4
FANFCSS6.....	G 16	FANSCDSS6BK.....	G 15	FCFCF900SMABP.....	G 4
FANLDCSC6AQ.....	G 15	FANSCDSS6GN.....	G 15	FCFCF900SMBP.....	G 4
FANLDCSC6B.....	G 15	FANSCDSS6OR.....	G 15	FCLC900K50GM100.....	G 3, A 7
FANLDCSC6BE.....	G 15	FANSCDSS6R.....	G 15	FCLC900K50GM12.....	G 3, A 7
FANLDCSC6BK.....	G 15	FANSCDSS6Y.....	G 15	FCLC900K50M12.....	G 3
FANLDCSC6GN.....	G 15	FANSCSSI2AQ.....	G 15	FCLC900K62M12.....	G 3
FANLDCSC6OR.....	G 15	FANSCSSI2B.....	G 15	FCLC900KSM100.....	G 3
FANLDCSC6R.....	G 15	FANSCSSI2BE.....	G 15	FCLC900KSM12.....	G 3, A 7
FANLDCSC6Y.....	G 15	FANSCSSI2BK.....	G 15	FCLCF900M50BP.....	G 4
FANLDCSS6AQ.....	G 15	FANSCSSI2GN.....	G 15	FCLCF900M50GBP.....	G 4
FANLDCSS6B.....	G 15	FANSCSSI2OR.....	G 15	FCLCF900M62BP.....	G 4
FANLDCSS6BE.....	G 15	FANSCSSI2R.....	G 15	FCLCF900SMABP.....	G 4
FANLDCSS6BK.....	G 15	FANSCSSI2Y.....	G 15	FCLCF900SMBP.....	G 4
FANLDCSS6GN.....	G 15	FANSCSSC12AQ.....	G 15	FCRIU3SPX.....	J 3, A 7
FANLDCSS6OR.....	G 15	FANSCSSC12B.....	G 15	FCR2U6SPX.....	J 3, A 7
FANLDCSS6R.....	G 15	FANSCSSC12BE.....	G 15	FCR2U9SPX.....	J 3, A 7
FANLDCSS6Y.....	G 15	FANSCSSC12BK.....	G 15	FCR350SE.....	J 7
FANLDCSC6AQ.....	G 15	FANSCSSC12GN.....	G 15	FCR3UI2SPX.....	J 3, A 7
FANLDCSC6B.....	G 15	FANSCSSC12OR.....	G 15	FCR4UI2SPVX.....	J 3, A 7
FANLDCSC6BE.....	G 15	FANSCSSC12R.....	G 15	FCR4UI5SPX.....	J 3, A 7
FANLDCSC6BK.....	G 15	FANSCSSC12Y.....	G 15	FCSC900K50GM100.....	G 3
FANLDCSC6GN.....	G 15	FANSTDSS6.....	G 16	FCSC900K50GM12.....	G 3, A 7
FANLDCSC6OR.....	G 15	FANSTCDSC6.....	G 16	FCSC900K50M12.....	G 3
FANLDCSC6R.....	G 15	FANSTCSSC12.....	G 16	FCSC900K62M12.....	G 3
FANLDCSC6Y.....	G 15	FANSTSS12.....	G 16	FCSC900KASM12.....	G 3, G 20
FANLDCSS6AQ.....	G 15	FASCDMS6B.....	U 64	FCSC900KSM100.....	G 3
FANLDCSS6B.....	G 15	FASTSCDSC6.....	U 64	FCSC900KSM12.....	G 3, A 7
FANLDCSS6BE.....	G 15	FB10GWW.....	T 14	FCSCF900M50BP.....	G 4
FANLDCSS6BK.....	G 15	FB10MP2A.....	T 14, T 22	FCSCF900M50GBP.....	G 4
FANLDCSS6GN.....	G 15	FB10MP2B.....	T 14, T 22	FCSCF900M62BP.....	G 4
FANLDCSS6OR.....	G 15	FB10MP2E.....	T 14, T 22	FCSCF900SMA6PK.....	G 20
FANLDCSS6R.....	G 15	FB10MP3GAPP.....	T 22	FCSCF900SMABP.....	G 4
FANLDCSS6Y.....	G 15	FB10MPAAP.....	T 14, T 22	FCSCF900SMBP.....	G 4
FANMTPAQ.....	G 16	FB10MPBNK.....	T 14, T 22	FCSPLFXTCA3.....	G 4
FANMTPBE.....	G 16	FB10MPDUP.....	T 14, T 22	FCSPLFXTPA.....	G 4
FANMTPBK.....	G 16	FB10MPFT.....	T 14, T 22	FCSPLFXTPAC4.....	G 4
FANMTPDAQ.....	G 16	FB10MPKEY.....	T 14, T 22	FCSPLFXTPCA3.....	G 4
FANMTPDBE.....	G 16	FB10MPMAAP.....	T 14, T 22	FCSPLFXTPF.....	G 4
FANMTPDBK.....	G 16	FB10MPNEMA2XG.....	T 14, T 22	FCSPLFXTPF2.....	G 4
FANMTPDGN.....	G 16	FB10MPNEMA4G.....	T 14, T 22	FCSPLFXTPS.....	G 4
FANMTPDSAQ.....	G 16	FB10MPREC.....	T 14, T 22	FCSPLHSOVEN.....	G 4
FANMTPDSBE.....	G 16	FB10MPTRAC.....	T 14, T 22	FCST50GM12.....	G 3
FANMTPDSBK.....	G 16	FB10MPX.....	T 14	FCST50M12.....	G 3
FANMTPDSGN.....	G 16	FB10TLA.....	T 14, T 22	FCST62M12.....	G 3
FANMTPDSVI.....	G 16	FB10TLB.....	T 14, T 22	FCSTF900M50BP.....	G 4
FANMTPDVI.....	G 16	FB10TLC.....	T 14, T 22	FCSTF900M50GBP.....	G 4
FANMTPGN.....	G 16	FB10TLX.....	T 14, T 22	FCSTF900M62BP.....	G 4
FANMTPRPGY.....	G 16	FB10TLY.....	T 14, T 22	FCSTF900SMBP.....	G 4
FANMTPSAQ.....	G 16	FB10TLZ.....	T 14, T 22	FCSTSM12.....	G 3
FANMTPSBE.....	G 16	FBMP139.....	T 20, T 19, T 11	FCW12SPT.....	J 8
FANMTPSBK.....	G 16	FBMP156.....	T 20, T 19, T 11	FCW4SPT.....	J 8
FANMTPSGN.....	G 16	FBMP15IM.....	T 20, T 19, T 11	FCW4SPTRD.....	J 8
FANMTPSRPGY.....	G 16	FBMP2IM.....	T 20, T 19, T 11	FER12LCDOM3.....	J 6

Catalog No.	Page	Catalog No.	Page	Catalog No.	Page
FER12LCDSM.....	J 6	FP2BK.....	V 10, B 12	FSPNLCQS30R.....	G 10
FER24LCDOM3.....	J 6	FP2GY.....	V 10, B 12	FSPNLCQS3R.....	G 10
FER24LCDSM.....	J 6	FP2OW.....	V 10, B 12	FSPNLCQS3VI.....	G 10
FER48LCDM.....	J 6	FP2W.....	V 10, B 12	FSPNLCQS3Y.....	G 10
FER48LCDOM3.....	J 6	FP4BBK.....	V 10, B 12	FSPNLCQS6AQ.....	G 10
FER48LCDSM.....	J 6	FP4BGY.....	V 10, B 12	FSPNLCQS6B.....	G 10
FERFSPD.....	J 6	FP4BK.....	V 10, B 12	FSPNLCQS6BE.....	G 10
FHD1U144LC12MP4.....	A 7	FP4BOW.....	V 10, B 12	FSPNLCQS6BK.....	G 10
FHD1U144LC12MPS.....	A 7	FP4BW.....	V 10, B 12	FSPNLCQS6GN.....	G 10
FHPBKLTR12LC4M.....	H 9	FP4GY.....	V 10, B 12	FSPNLCQS6G.....	G 10
FHPBKLTR12LC6S.....	H 9	FP4OW.....	V 10, B 12	FSPNLCQS6R.....	G 10
FHPBKLTR12SC4M.....	H 9	FP4W.....	V 10, B 12	FSPNLCQS6VI.....	G 10
FHPBKLTR12SC6S.....	H 9	FPR012SCM.....	J 5	FSPNLCQS6Y.....	G 10
FHPBKLTR12SCA6S.....	H 9	FPR024SCM.....	J 5	FSPNMTPAQ6.....	G 11
FHPBKLTR12ST4M.....	H 9	FPR3SP.....	J 5	FSPNMTPE6.....	G 11
FHPBKLTR12ST6S.....	H 9	FPRBRKT1.....	J 5	FSPNMTPBK6.....	G 11
FHPBKLTR6LC4M.....	H 9	FPSCAS3SM.....	G 20	FSPNMTDPAQ6.....	G 11
FHPBKLTR6LC6S.....	H 9	FRG6Z5.....	S 9, F 9	FSPNMTDPE6.....	G 11
FHPBKLTR6SC4M.....	H 9	FRSHST4010Z5.....	G 18, J 7	FSPNMTDPBK6.....	G 11
FHPBKLTR6SC6S.....	H 9	FRSHST4010Z5.....	G 18, J 7	FSPNMTDPGN6.....	G 11
FHPBKLTR6SCA6S.....	H 9	FSPBH4.....	G 9	FSPNMTPDVI6.....	G 11
FHPBKLTR6ST4M.....	H 9	ESPLCQS6H4AQ.....	G 9	FSPNMTPGN6.....	G 11
FHPBKLTR6ST6S.....	H 9	ESPLCQS6H4B.....	G 9	FSPNMTPIV6.....	G 11
FHPBKTR12LC1M.....	H 8	ESPLCQS6H4VI.....	G 9	FSPNMTRJ6.....	G 11
FHPBKTR12LC3M.....	H 8	ESPLCQS6H4Y.....	G 9	FSPNMTRJ8.....	G 11
FHPBKTR12LC4M.....	H 8	FSPMTPH4AQ6.....	G 9	FSPNSC1Z.....	G 11
FHPBKTR12LC6S.....	H 8	FSPMTPH4GN6.....	G 9	FSPNSC6X.....	G 11
FHPBKTR12LCA6S.....	H 8	FSPMTPH4RPGY6.....	G 9	FSPNSCA1Z.....	G 11
FHPBKTR12SC1M.....	H 8	FSPMTPH4VI6.....	G 9	FSPNSCA6.....	G 11
FHPBKTR12SC3M.....	H 8	FSPNB.....	G 11	FSPNSCA8.....	G 11
FHPBKTR12SC4M.....	H 8	FSPNFC6.....	G 11	FSPNSCD3X.....	G 11
FHPBKTR12SC6S.....	H 8	FSPNFCSS8.....	G 11	FSPNSCD4X.....	G 11
FHPBKTR12SCA6S.....	H 8	FSPNHD4X.....	G 11	FSPNSCD6X.....	G 11
FHPBKTR12ST1M.....	H 8	FSPNHD6X.....	S 9, G 11	FSPNSCD53AQ.....	G 10
FHPBKTR12ST4M.....	H 8	FSPNLCDS12AQ.....	G 10	FSPNSCD53B.....	G 10
FHPBKTR12ST6S.....	H 8	FSPNLCDS12B.....	G 10	FSPNSCD53BE.....	G 10
FHPBKTR6LC1M.....	H 8	FSPNLCDS12BE.....	G 10	FSPNSCD53BK.....	G 10
FHPBKTR6LC3M.....	H 8	FSPNLCDS12BK.....	G 10	FSPNSCD53OR.....	G 10
FHPBKTR6LC4M.....	H 8	FSPNLCDS12GN.....	G 10	FSPNSCD53R.....	G 10
FHPBKTR6LC6S.....	H 8	FSPNLCDS12OR.....	G 10	FSPNSCD53Y.....	G 10
FHPBKTR6LCA6S.....	H 8	FSPNLCDS12R.....	G 10	FSPNSCD56AQ.....	G 10
FHPBKTR6SC1M.....	H 8	FSPNLCDS12VI.....	G 10	FSPNSCD56B.....	G 10
FHPBKTR6SC3M.....	H 8	FSPNLCDS12Y.....	G 10	FSPNSCD56BE.....	G 10
FHPBKTR6SC4M.....	H 8	FSPNLCDS3AQ.....	G 10	FSPNSCD56BK.....	G 10
FHPBKTR6SC6S.....	H 8	FSPNLCDS3B.....	G 10	FSPNSCD56OR.....	G 10
FHPBKTR6SCA6S.....	H 8	FSPNLCDS3BE.....	G 10	FSPNSCD56R.....	G 10
FHPBKTR6ST1M.....	H 8	FSPNLCDS3BK.....	G 10	FSPNSCD56Y.....	G 10
FHPBKTR6ST4M.....	H 8	FSPNLCDS3GN.....	G 10	FSPNSCSS12.....	G 11
FHPBKTR6ST6S.....	H 8	FSPNLCDS3OR.....	G 10	FSPNSCSS6.....	G 11
FHPPLCAS3SM.....	H 8	FSPNLCDS3R.....	G 10	FSPNSCSS8.....	G 11
FHPPLC3MM.....	H 8	FSPNLCDS3VI.....	G 10	FSPNSCSTD53.....	G 12
FHPPLCE3MM.....	H 8	FSPNLCDS3Y.....	G 10	FSPNSCSTD56.....	G 12
FHPPLCF3MM.....	H 8	FSPNLCDS6AQ.....	G 10	FSPNST6X.....	G 11
FHPPLCS3SM.....	H 8	FSPNLCDS6B.....	G 10	FSPNST8X.....	G 11
FHPSCAS3SM.....	H 8	FSPNLCDS6BE.....	G 10	FSPNSTD53.....	G 12
FHPSCC3MM.....	H 8	FSPNLCDS6BK.....	G 10	FSPNSTD56.....	G 12
FHPSCCE3MM.....	H 8	FSPNLCDS6GN.....	G 10	FSPNSTSS6.....	G 11
FHPSCCF3MM.....	H 8	FSPNLCDS6OR.....	G 10	FSPNSTSS8.....	G 11
FHPSCCS3SM.....	H 8	FSPNLCDS6R.....	G 10	FSPSC8X.....	G 11
FHPSTC3MM.....	H 8	FSPNLCDS6VI.....	G 10	FSS01S.....	J 7
FHPSTF3MM.....	H 8	FSPNLCDS6Y.....	G 10	FSS02S.....	J 7
FHPSTS3SM.....	H 8	FSPNLCQS3AQ.....	G 10	FTRIU3SP.....	J 4
FLOCK1.....	S 9, J 3	FSPNLCQS3B.....	G 10	FTRIU4H4.....	J 4
FLOCK2.....	J 3	FSPNLCQS3BE.....	G 10	FTR2U6SP.....	J 4
FLOCK3.....	J 8	FSPNLCQS3BK.....	G 10	FTR2U8H4.....	J 4
FLOCK4.....	J 8	FSPNLCQS3GN.....	G 10	FTR3U12SP.....	J 4
FOADPTLC.....	G 17				

Index

Catalog No.	Page	Catalog No.	Page	Catalog No.	Page
FTR4U15SP	J 4	HBL2015GY	U 49	HBL2406IV	U 16, U 50
FTR4U20H4	J 4	HBL2015IV	U 49	HBL2409GC	U 16, U 50
FTU15SPT	J 8	HBL2017BRGY	U 49, U 11	HBL24106DRK	U 17, U 50
FTU25PH	J 9	HBL2017BRIV	U 49, U 11	HBL24106RRK	U 17, U 50
FTU25SPT	J 8	HBL2017TC	U 13, U 49	HBL2410AIV	U 16, U 50
FTU45PT	J 8	HBL2018BRGY	U 13, U 49, U 11	HBL2410BDIV	U 16, U 50
FTU051ZSP	J 9	HBL2018BRIV	U 13, U 49, U 11	HBL2410BIV	U 16, U 50
FTU05ZSP	J 9	HBL2018CGY	U 49	HBL2410CIV	U 16, U 50
G1050	R 6	HBL2018CIV	U 50	HBL2410DFOIV	U 16, U 50
G1075	R 6	HBL20482GY	U 13, U 49, U 11	HBL2410FCIV	U 16, U 50
H3CM42	0 5	HBL20482IV	U 13, U 50, U 11	HBL2411DFOIV	U 50, U 15
H3CM47	0 5	HBL2048GY	U 13, U 49, U 11	HBL2411IV	U 50, U 15
H3FT110	0 5	HBL2048IV	U 13, U 50, U 11	HBL2415DFOIV	U 50, U 15
H3FT230	0 5	HBL2051HGY	U 49, U 12	HBL2415IV	U 50, U 15
H3N4242	0 5	HBL2051HIV	U 50, U 12	HBL2417DFOIV	U 50, U 15
H3N4248	0 5	HBL2089EIV	U 50, U 12	HBL2417IV	U 50, U 15
H3N4742	0 5	HBL2089IV	U 50, U 12	HBL2418DFOIV	U 50, U 15
H3N4748	0 5	HBL20C215GY	U 13, U 52	HBL2418IV	U 50, U 15
H3NR42	0 5	HBL20C215IV	U 13, U 52	HBL2420REDIV	U 16, U 50
H3NR47	0 5	HBL20C215IIV	U 13	HBL2426IV	U 17, U 50
H3S4242	0 5	HBL20C315GY	U 13, U 52	HBL24442IV	U 50, U 15
H3S4248	0 5	HBL20C315IV	U 13, U 52	HBL2444D2AIV	U 50, U 15
H3S4742	0 5	HBL20GB306GY	U 13, U 52	HBL2444DIVA	U 50, U 15
H3S4748	0 5	HBL20GB306GYTR	U 13	HBL2444IVA	U 50, U 15
HBBB14210A	P 3, P 6	HBL20GB306IV	U 13, U 52	HBL24482IV	U 50, U 15
HBBB14212	P 6	HBL20GB306IVTR	U 13	HBL2448IVA	U 50, U 15
HBBB14224B	P 6	HBL20GB312IIV	U 13	HBL2451HIV	U 16, U 50
HBBB14412	P 6	HBL20GB506GY	U 13, U 52	HBL2475DBRIV	U 50
HBBB14416H	P 6	HBL20GB506IV	U 13, U 52	HBL2489IV	U 16, U 50
HBBB14420	P 6	HBL20GB512GY	U 13, U 52	HBL24DRK	U 50
HBBB14420J	P 6	HBL20GB512GYTR	U 13	HBL24GB306GY	U 13, U 52
HBBBHR191KT	P 6	HBL20GB512IV	U 13, U 52	HBL24GB306GYTR	U 13
HBBBHR19KT	P 3, 0 6, P 6	HBL20GB512IVTR	U 13	HBL24GB306IV	U 13, U 52
HBBBVR36KT	P 3, 0 6, P 6	HBL20GB606GY	U 13, U 52	HBL24GB306IVTR	U 13
HBBBVR76KT	P 3, 0 6, P 6	HBL20GB606IV	U 13, U 52	HBL24GB506GY	U 13, U 52
HBL2000B5GY	U 49, U 11	HBL20GB609GY	U 13, U 52	HBL24GB506IV	U 13, U 52
HBL2000B5IV	U 49, U 11	HBL20GB609IV	U 13, U 52	HBL24GB512GY	U 13, U 52
HBL2000BCAGY	U 49, U 11	HBL20GB612GY	U 13, U 52	HBL24GB512GYTR	U 13
HBL2000BCAIV	U 49, U 11	HBL20GB612IV	U 13, U 52	HBL24GB512IV	U 13, U 52
HBL2000BCGY	U 49, U 11	HBL20GB612IIV	U 13	HBL24GB512IVTR	U 13
HBL2000BCIV	U 49, U 11	HBL20GB618GY	U 13, U 52	HBL24GB606GY	U 13, U 52
HBL2000CAGY	U 49, U 11	HBL20GB618IV	U 13, U 52	HBL24GB606IV	U 13, U 52
HBL2000CAIV	U 49, U 11	HBL20GBA512GY	U 13, U 52	HBL24GB612GY	U 13, U 52
HBL2000CGY	U 49, U 11	HBL20GBA512IV	U 13, U 52	HBL24GB612IV	U 13, U 52
HBL2000CIV	U 49, U 11	HBL20GBA609GY	U 13, U 52	HBL24GB618GY	U 13, U 52
HBL2000TFGY	U 49, U 12	HBL20GBA609IV	U 13, U 52	HBL24GB618IV	U 13, U 52
HBL2000TFIV	U 49, U 12	HBL20GBA612GY	U 13, U 52	HBL24GBA512GY	U 13, U 52
HBL2000WC	U 49, U 12	HBL20GBA612IV	U 13, U 52	HBL24GBA512IV	U 13, U 52
HBL2000WCA	U 49, U 12	HBL20GBA618GY	U 13, U 52	HBL24GBA612GY	U 13, U 52
HBL2001C	U 13, U 49, U 12	HBL20GBA618IV	U 13, U 52	HBL24GBA612IV	U 13, U 52
HBL2003SC	U 13, U 49, U 12	HBL20IG306GY	U 13, U 52	HBL24GBA618GY	U 13, U 52
HBL2006GY	U 13, U 49, U 12	HBL20IG306IV	U 13, U 52	HBL24GBA618IV	U 13, U 52
HBL2006IV	U 13, U 49, U 12	HBL20IG512GY	U 13, U 52	HBL24SRK	U 50
HBL2009GC	U 49, U 12	HBL20IG512IV	U 13, U 52	HBL260	T 25
HBL2010A2GY	U 13, U 49, U 12	HBL20IG606GY	U 13, U 52	HBL263	T 25
HBL2010A2IV	U 13, U 49, U 12	HBL20IG606IV	U 13, U 52	HBL3000BGY	U 19, U 50
HBL2010A3GY	U 13, U 49, U 12	HBL2400B10IV	U 50, U 15	HBL3000BIV	U 19, U 50
HBL2010A3IV	U 13, U 49, U 12	HBL2400BCIV	U 50, U 15	HBL3000C075GY	U 50
HBL2010BGY	U 13, U 49, U 12	HBL2400BDIV	U 50, U 15	HBL3000C075IV	U 50
HBL2010BIV	U 13, U 49, U 12	HBL2400BIV	U 50, U 15	HBL3000C195GY	U 50
HBL2011BRGY	U 13, U 49, U 11	HBL2400CIV	U 50, U 15	HBL3000C195IV	U 50
HBL2011BRIV	U 13, U 49, U 11	HBL2400DTFIV	U 16, U 50	HBL3000CEGY	U 19, U 50
HBL2011GY	U 49	HBL2400TFIV	U 16, U 50	HBL3000CEIV	U 19, U 50
HBL2011IV	U 49	HBL2400WC	U 16, U 50	HBL3000TFGY	U 50, U 20
HBL2015BRGY	U 13, U 49, U 11	HBL2401C	U 16, U 50	HBL3000TFIV	U 50, U 20
HBL2015BRIV	U 13, U 49, U 11	HBL2401DC	U 16, U 50	HBL3000WCGY	U 50, U 20

Catalog No.	Page	Catalog No.	Page	Catalog No.	Page
HBL3001AGY.....	U 50, U 20	HBL4715GY.....	U 24	HBL4750C195V.....	U 23, U 51
HBL3001GY.....	U 50, U 20	HBL4715IV.....	U 24, U 51	HBL4750C315GY.....	U 23, U 51
HBL3003GY.....	U 50, U 20	HBL4717DFOGY.....	U 24, U 51	HBL4750C315V.....	U 23, U 51
HBL3003IV.....	U 50, U 20	HBL4717DFOIV.....	U 24, U 51	HBL4750CGY.....	U 23, U 51
HBL3006EGY.....	U 50, U 20	HBL4717GY.....	U 24, U 51	HBL4750CIV.....	U 23, U 51
HBL3006EIV.....	U 50, U 20	HBL4717IV.....	U 24, U 51	HBL4750DGY.....	U 23, U 51
HBL3007CGY.....	U 50, U 21	HBL4717NGY.....	U 24, U 51	HBL4750GY.....	U 51, U 46, U 26
HBL3010AEGY.....	U 50, U 20	HBL4717NIV.....	U 24, U 51	HBL4750IV.....	U 46, U 50, U 26
HBL3010AEIV.....	U 50, U 20	HBL4717TCAGY.....	U 23, U 51	HBL4750TFGY.....	U 51, U 25
HBL3010BGY.....	U 50, U 20	HBL4718DFOGY.....	U 24, U 51	HBL4750TFIV.....	U 51, U 25
HBL3010BIV.....	U 50, U 20	HBL4718DFOIV.....	U 24, U 51	HBL4750WCGY.....	U 23, U 51
HBL3010CGY.....	U 50, U 20	HBL4718GY.....	U 24	HBL4751AC.....	U 23, U 50
HBL3010CIV.....	U 50, U 20	HBL4718IV.....	U 24, U 51	HBL4751DA.....	U 23, U 51
HBL3011EGY.....	U 50	HBL4724REDIV.....	U 50, U 25	HBL4756AGY.....	U 51, U 25
HBL3011EIV.....	U 50	HBL4746H2GY.....	U 51, U 25	HBL4756AIV.....	U 51, U 25
HBL3014CGY.....	U 50, U 20	HBL4746H2IV.....	U 51, U 25	HBL4774AGY.....	U 51, U 25
HBL3014CIV.....	U 50, U 20	HBL47472BBBGGY.....	U 27, U 51	HBL4774AIV.....	U 51, U 25
HBL3015EGY.....	U 50	HBL47472BBBIV.....	U 27, U 51	HBL4775DKITGY.....	U 25
HBL3015EIV.....	U 50	HBL47472BBFFGY.....	U 27, U 51	HBL4775DKITIV.....	U 25
HBL3017CCEGY.....	U 19, U 50	HBL47472BBFFIV.....	U 27	HBL4786AGY.....	U 51, U 25
HBL3017TCEIV.....	U 19, U 50	HBL47472BBRRGY.....	U 27	HBL4786AIV.....	U 51, U 25
HBL3018AEGY.....	U 19, U 50	HBL47472BBRRIV.....	U 27	HBL5001OIV.....	U 49, U 5
HBL3018AEIV.....	U 19, U 50	HBL47472BBSSGY.....	U 27, U 51	HBL5001OW.....	U 5
HBL3027AEGY.....	U 50, U 21	HBL47472BBSIV.....	U 27, U 51	HBL500TFIV.....	U 49, U 8
HBL3027AEIV.....	U 50, U 21	HBL47472BBTTGY.....	U 27, U 51	HBL502B.....	U 49, U 8
HBL3028GY.....	U 19, U 50	HBL47472BBTIV.....	U 27, U 51	HBL504IV.....	U 49, U 8
HBL3028IV.....	U 19, U 50	HBL47472BBXXGY.....	U 27, U 51	HBL504W.....	U 8
HBL3033JEGY.....	U 50, U 21	HBL47472BBXXIV.....	U 27, U 51	HBL506IV.....	U 49, U 8
HBL3033JEIV.....	U 50, U 21	HBL47472RRXXGY.....	U 27, U 51	HBL506W.....	U 8
HBL3036HEGY.....	U 50, U 21	HBL47472RRXXIV.....	U 27, U 51	HBL511IV.....	U 49, U 7
HBL3036HEIV.....	U 50, U 21	HBL4747AXGY.....	U 51, U 26	HBL511W.....	U 7
HBL3040CEGY.....	U 50, U 21	HBL4747AXIV.....	U 51, U 26	HBL512IV.....	U 49, U 7
HBL3040CEIV.....	U 50, U 21	HBL4747BBGY.....	U 51, U 26	HBL517IV.....	U 49, U 7
HBL3043BEGY.....	U 50, U 21	HBL4747BBIV.....	U 51, U 26	HBL517W.....	U 7
HBL3043BEIV.....	U 50, U 21	HBL4747BFGY.....	U 51, U 26	HBL518IV.....	U 49, U 7
HBL30442GY.....	U 19, U 50	HBL4747BFIV.....	U 51, U 26	HBL518W.....	U 7
HBL30442IV.....	U 19, U 50	HBL4747BRGY.....	U 51, U 26	HBL5700FIVA.....	U 49, U 7
HBL3046BEGY.....	U 50, U 21	HBL4747BRIV.....	U 51, U 26	HBL5700FWA.....	U 7
HBL3046BEIV.....	U 50, U 21	HBL4747BSGY.....	U 51, U 26	HBL5701C.....	U 49, U 9
HBL3046H2GY.....	U 50, U 20	HBL4747BSIV.....	U 51, U 26	HBL5703IV.....	U 49, U 7
HBL3046H2IV.....	U 50, U 20	HBL4747BTGY.....	U 51, U 26	HBL5703W.....	U 7
HBL3048RGY.....	U 50, U 21	HBL4747BTIV.....	U 51, U 26	HBL5709.....	U 49, U 9
HBL3048RIV.....	U 50, U 21	HBL4747BXGY.....	U 50, U 26	HBL5709GC.....	U 49, U 9
HBL3051LEGY.....	U 50, U 21	HBL4747BXIV.....	U 51, U 26	HBL5711BRIVA.....	U 49, U 7
HBL3051LEIV.....	U 50, U 21	HBL4747C1GY.....	U 50, U 26	HBL5711LHIVA.....	U 49, U 7
HBL3082GY.....	U 50, U 20	HBL4747C1IV.....	U 51, U 26	HBL5711LHWA.....	U 7
HBL3086GY.....	U 50, U 20	HBL4747C2GY.....	U 51, U 26	HBL5711RHIVA.....	U 49, U 7
HBL3086IV.....	U 50, U 20	HBL4747C2IV.....	U 51, U 26	HBL5711RHWA.....	U 7
HBL3200REDGY.....	U 50, U 20	HBL4747CVM2GY.....	U 51, U 26	HBL5715BRIVA.....	U 49, U 7
HBL3200REDIV.....	U 50, U 20	HBL4747CVM2IV.....	U 51, U 26	HBL5715IVA.....	U 49, U 7
HBL4710BGY.....	U 51, U 25	HBL4747CVMGY.....	U 51, U 26	HBL5715WA.....	U 7
HBL4710BIV.....	U 51, U 25	HBL4747CVMIV.....	U 51, U 26	HBL5717BRIVA.....	U 49, U 7
HBL4710DFOGY.....	U 51, U 25	HBL4747JXGY.....	U 50, U 26	HBL5718BRIVA.....	U 49, U 7
HBL4710DFOIV.....	U 51, U 25	HBL4747JXIV.....	U 51, U 26	HBL5719IVA.....	U 49, U 8
HBL4710GY.....	U 51, U 25	HBL4747RFGY.....	U 50, U 26	HBL5719WA.....	U 8
HBL4710IV.....	U 51, U 25	HBL4747RFIV.....	U 50, U 26	HBL57242IVA.....	U 6, U 49
HBL4711DFOGY.....	U 24, U 51	HBL4747RXGY.....	U 50, U 26	HBL57242WA.....	U 6
HBL4711DFOIV.....	U 24, U 51	HBL4747RXIV.....	U 50, U 26	HBL5731IV.....	U 6, U 49
HBL4711GY.....	U 24, U 51	HBL4750B10GY.....	U 23, U 50	HBL5733IVA.....	U 6, U 49
HBL4711IV.....	U 24, U 51	HBL4750B1OIV.....	U 23, U 51	HBL5735IVA.....	U 6, U 49
HBL4712TXGY.....	U 24, U 51	HBL4750BP.....	U 23, U 51	HBL5736IV.....	U 6, U 49
HBL4712TXIV.....	U 24, U 51	HBL4750C075GY.....	U 23, U 50	HBL5736W.....	U 6
HBL4714AGY.....	U 51, U 25	HBL4750C075IV.....	U 23, U 51	HBL5737AIVA.....	U 6, U 49
HBL4714AIV.....	U 51, U 25	HBL4750C135GY.....	U 23, U 51	HBL5737AWA.....	U 6
HBL4715DFOGY.....	U 24, U 51	HBL4750C135IV.....	U 23, U 51	HBL5737IVA.....	U 6, U 49
HBL4715DFOIV.....	U 24, U 51	HBL4750C195GY.....	U 23, U 50	HBL5737WA.....	U 6

Index

Catalog No.	Page	Catalog No.	Page	Catalog No.	Page
HBL5738AFIVA.....	U 6, U 49	HBL605CUT.....	U 49	HBL6747AXXIV.....	U 52, U 32
HBL5738AFWA.....	U 6	HBL605K.....	U 49	HBL6747BBBGY.....	U 32, U 51
HBL5738AIVA.....	U 6, U 49	HBL607CUT.....	U 49	HBL6747BBBIV.....	U 52, U 32
HBL5738AWA.....	U 6	HBL607K.....	U 49	HBL6747BBFGY.....	U 52, U 51
HBL5738IWA.....	U 6, U 49	HBL620BCK.....	U 49, U 12	HBL6747BBFIV.....	U 52, U 32
HBL5738WA.....	U 6	HBL620C.....	U 49, U 11	HBL6747BBSGY.....	U 32, U 51
HBL5739AABIVA.....	U 6	HBL624BCK.....	U 50	HBL6747BBSIV.....	U 52, U 32
HBL5739AABWA.....	U 6	HBL624CUT.....	U 50	HBL6747BBTGY.....	U 52, U 51
HBL5739AIVA.....	U 6, U 49	HBL630B.....	U 50	HBL6747BBTIV.....	U 52, U 32
HBL5739IWA.....	U 6, U 49	HBL630BDK.....	U 50	HBL6747BRRGY.....	U 32
HBL5739WA.....	U 6	HBL630C.....	U 50	HBL6747BRRIV.....	U 32
HBL57442IWA.....	U 49, U 5	HBL630CDK.....	U 50	HBL6747BXXGY.....	U 32, U 51
HBL57442WA.....	U 5	HBL640B.....	U 27, U 50	HBL6747BXXIV.....	U 52, U 32
HBL57443IWA.....	U 49, U 5	HBL640BDK.....	U 27, U 51	HBL6747CIGY.....	U 32, U 51
HBL5744IWA.....	U 49, U 5	HBL640C.....	U 27, U 50	HBL6747CIIV.....	U 52, U 32
HBL5744S2IWA.....	U 49, U 5	HBL640CDK.....	U 27, U 51	HBL6747C2GY.....	U 32, U 51
HBL5744S2WA.....	U 5	HBL660B.....	U 33, U 51	HBL6747C2IV.....	U 52, U 32
HBL5744S3IWA.....	U 49, U 5	HBL660BDK.....	U 33, U 51	HBL6747JXXGY.....	U 32, U 51
HBL5744S3IWA.....	U 49, U 5	HBL660C.....	U 33, U 51	HBL6747JXXIV.....	U 52, U 32
HBL5744S4WA.....	U 5	HBL660CDK.....	U 33, U 51	HBL6747RRFGY.....	U 32, U 51
HBL5744WA.....	U 5	HBL6710BGY.....	U 31, U 51	HBL6747RRFIV.....	U 52, U 32
HBL5745IWA.....	U 6, U 49	HBL6710BIV.....	U 31, U 52	HBL6747RXXGY.....	U 52, U 51
HBL5745WA.....	U 6	HBL6710DFOGY.....	U 31, U 52	HBL6747RXXIV.....	U 52, U 32
HBL57472IWA.....	U 49, U 5	HBL6710DFOIV.....	U 31, U 52	HBL6750B10GY.....	U 29, U 51
HBL57472WA.....	U 5	HBL6710GY.....	U 31	HBL6750B10IV.....	U 52, U 29
HBL57473IWA.....	U 49, U 5	HBL6710IV.....	U 31	HBL6750C075GY.....	U 29, U 51
HBL5747IWA.....	U 49, U 5	HBL6711DFOGY.....	U 30, U 51	HBL6750C075IV.....	U 29, U 51
HBL5747WA.....	U 5	HBL6711DFOIV.....	U 52, U 30	HBL6750C135GY.....	U 29, U 51
HBL57482IWA.....	U 49, U 5	HBL6711GY.....	U 30, U 51	HBL6750C135IV.....	U 29, U 51
HBL57482WA.....	U 5	HBL6711IV.....	U 52, U 30	HBL6750C195GY.....	U 29, U 51
HBL57483IWA.....	U 49, U 5	HBL6712TXGY.....	U 30, U 51	HBL6750C195IV.....	U 29, U 51
HBL57483WA.....	U 5	HBL6712TXIV.....	U 52, U 30	HBL6750C315GY.....	U 29, U 51
HBL57484IWA.....	U 49, U 5	HBL6714AGY.....	U 31, U 51	HBL6750C315IV.....	U 29, U 51
HBL57485IWA.....	U 49, U 5	HBL6714AIV.....	U 31, U 52	HBL6750C50GY.....	U 29, U 51
HBL57486IWA.....	U 49, U 5	HBL6715DFOGY.....	U 52, U 30	HBL6750CIV.....	U 52, U 29
HBL5748IWA.....	U 49, U 5	HBL6715DFOIV.....	U 30, U 51	HBL6750DAGY.....	U 29, U 51
HBL5748SIVA.....	U 6	HBL6715GY.....	U 52, U 30	HBL6750GY.....	U 46, U 32, U 51
HBL5748SWA.....	U 6	HBL6715IV.....	U 52, U 30	HBL6750IV.....	U 52, U 46, U 32
HBL5748WA.....	U 5	HBL6717DFOGY.....	U 30, U 51	HBL6750TFGY.....	U 31, U 52
HBL57512IWA.....	U 49, U 5	HBL6717DFOIV.....	U 30	HBL6750TFIV.....	U 31, U 52
HBL57513IWA.....	U 49, U 5	HBL6717GY.....	U 30, U 51	HBL6750WCGY.....	U 29, U 51
HBL5751AIVA.....	U 49, U 5	HBL6717IV.....	U 52, U 30	HBL6751A.....	U 29, U 51
HBL5751AWA.....	U 5	HBL6717NGY.....	U 52, U 30	HBL6751DAGY.....	U 29, U 51
HBL5751IWA.....	U 49, U 5	HBL6717NIV.....	U 52, U 30	HBL6756AGY.....	U 31, U 51
HBL5751WA.....	U 5	HBL6717TCAGY.....	U 52, U 29	HBL6756AIV.....	U 31, U 52
HBL5752IWA.....	U 6, U 49	HBL6718DFOGY.....	U 30, U 51	HBL6774AGY.....	U 31, U 51
HBL5752RA.....	U 6, U 49	HBL6718DFOIV.....	U 52, U 30	HBL6774AIV.....	U 51, U 52
HBL5753IWA.....	U 6, U 49	HBL6718GY.....	U 30, U 51	HBL6786GY.....	U 31, U 51
HBL5753RA.....	U 6, U 49	HBL6718IV.....	U 50	HBL6786IV.....	U 31, U 52
HBL5760IWA.....	U 49, U 5	HBL6746HHHGY.....	U 31, U 51	HBL7002B.....	U 8
HBL5780.....	U 49, U 9	HBL6746HHHIV.....	U 31, U 52	HBL7004IV.....	U 8
HBL5781.....	U 49, U 9	HBL67473BBBBSBGY.....	U 33, U 51	HBL7004W.....	U 8
HBL5781A.....	U 49, U 9	HBL67473BBBBSBIV.....	U 33	HBL7006IV.....	U 8
HBL5782A.....	U 49, U 9	HBL67473BBBBSFFGY.....	U 33, U 51	HBL7006W.....	U 8
HBL5782C.....	U 49, U 9	HBL67473BBBBSFFIV.....	U 52, U 33	HBL700IV.....	U 5
HBL5783IWA.....	U 49, U 8	HBL67473BBBBSGGY.....	U 33, U 51	HBL700TFIV.....	U 8
HBL5784IWA.....	U 49, U 8	HBL67473BBBBSIV.....	U 52, U 33	HBL700W.....	U 5
HBL5785AIVA.....	U 8	HBL67473BBBBSITGY.....	U 33, U 51	HBL711IWA.....	U 49, U 7
HBL5785AWA.....	U 8	HBL67473BBBSITIV.....	U 52, U 33	HBL711WA.....	U 7
HBL5786AIVA.....	U 49, U 8	HBL67473BBBSXXGY.....	U 52, U 33, U 51	HBL712IV.....	U 49
HBL5786AWA.....	U 8	HBL67473BBBSXXIV.....	U 52, U 33	HBL712IWA.....	U 7
HBL5786IWA.....	U 49, U 8	HBL67473BBBSRRRGY.....	U 33	HBL717IWA.....	U 49, U 7
HBL5786WA.....	U 8	HBL67473BBBSRRRIV.....	U 33	HBL717WA.....	U 7
HBL5790B.....	U 49, U 9	HBL67473RRRRXXGY.....	U 33, U 51	HBL718IWA.....	U 49, U 7
HBL5791.....	U 49, U 9	HBL67473RRRRXXIV.....	U 52, U 33	HBL718WA.....	U 7
HBL600B.....	U 49, U 9	HBL6747AXXGY.....	U 32, U 51	HBL75010IV.....	U 49, U 5

Index

Catalog No.	Page	Catalog No.	Page	Catalog No.	Page
HBL75010W	U 5	HBLALU24GB512TR	U 37	HBLALU7617	U 44
HBL7502B	U 49, U 8	HBLALU24GB606	U 52, U 37	HBLALU7617N	U 44
HBL7504IV	U 49, U 8	HBLALU24GB612	U 37, U 53	HBLALU7618	U 44
HBL7504W	U 8	HBLALU24GB618	U 37, U 53	HBLALU7620B10	U 44
HBL7505IV	U 5	HBLALU24GBA606	U 37, U 53	HBLALUABRT	U 41, U 53
HBL7506IV	U 49, U 8	HBLALU24GBA612	U 37, U 53	HBLALUBL	U 41, U 53
HBL7506W	U 8	HBLALU24GBA618	U 37, U 53	HBLALUC5	U 39, U 40, U 53
HBL7507FIV	U 49, U 8	HBLALU24IG306	U 52, U 37	HBLALUC57	U 44, U 43
HBL792	T 25	HBLALU24IG506	U 52, U 37	HBLALUDR	U 41, U 53
HBL793	T 25	HBLALU24IG606	U 37, U 53	HBLALUE	U 41, U 53
HBL794	T 25	HBLALU34DRBM	U 41	HBLALUF	U 41, U 53
HBL818	T 25	HBLALU34EBM	U 41	HBLALUG	U 41, U 53
HBL819	T 25	HBLALU34FBM	U 41	HBLALUJ	U 41, U 53
HBL820	T 25	HBLALU34GBM	U 41	HBLALULPB	U 41, U 53
HBL840	T 25	HBLALU34JBM	U 41	HBLALULPBA	U 41
HBL981	T 25	HBLALU34NBM	U 41	HBLALUN	U 41, U 53
HBL981AVD	T 25	HBLALU3800B10	U 39, U 53	HBLALUWC	U 39, U 40, U 53
HBL985	T 25, F 7	HBLALU3806	U 39, U 53	HBLGWEP	U 33, U 53, U 27, U 21, U 12
HBL986	T 25, F 7	HBLALU3810B	U 39, U 53	HBLIWEP	U 33, U 9, U 27, U 17, U 53, U 21, U 12
HBL989	T 25, F 7	HBLALU3810B1	U 39, U 53	HBLPPI0A	T 49
HBL989AVD	T 25, F 7	HBLALU3811	U 39, U 53	HBLPPI0AAL	T 49
HBLALU01	U 39, U 40, U 53	HBLALU3815	U 39, U 53	HBLPPI0AI	T 49
HBLALU09	U 39, U 40, U 53	HBLALU3817	U 39, U 53	HBLPPI0BK	T 49
HBLALU17A	U 39, U 40, U 53	HBLALU3817N	U 39, U 53	HBLPPI0GF	T 49
HBLALU2000B10	U 35, U 52	HBLALU3818	U 39, U 53	HBLPPI0GFAL	T 49
HBLALU2000B5	U 35, U 52	HBLALU4800B10	U 40, U 53	HBLPPI0GFBK	T 49
HBLALU2000C5	U 35, U 52	HBLALU4806	U 40, U 53	HBLPPI0GFI	T 49
HBLALU2000WC	U 36, U 52	HBLALU4810B	U 40, U 53	HBLPPI0GFOW	T 49
HBLALU2001	U 36, U 52, U 37	HBLALU4810B2	U 40, U 53	HBLPPI0GFW	T 49
HBLALU2003	U 36, U 52, U 37	HBLALU4811	U 40, U 53	HBLPPI0IGA	T 49
HBLALU2006	U 36, U 52, U 37	HBLALU4815	U 40, U 53	HBLPPI0IGAI	T 49
HBLALU2009	U 36, U 52	HBLALU4817	U 40, U 53	HBLPPI0IGAL	T 49
HBLALU2010A	U 36, U 52, U 37	HBLALU4817N	U 40, U 53	HBLPPI0IGBK	T 49
HBLALU2010B	U 36, U 52, U 37	HBLALU4818	U 40, U 53	HBLPPI0IGOW	T 49
HBLALU2011	U 35, U 52, U 37	HBLALU5000B10	U 43	HBLPPI0IGW	T 49
HBLALU2015	U 35, U 52, U 37	HBLALU5006	U 43	HBLPPI0OW	T 49
HBLALU2017	U 35, U 52, U 37	HBLALU5010B	U 43	HBLPPI0SA	T 49
HBLALU2018	U 35, U 52, U 37	HBLALU5010B2	U 43	HBLPPI0SAI	T 49
HBLALU2038	U 35, U 52, U 37	HBLALU5011	U 43	HBLPPI0SAL	T 49
HBLALU2040A	U 36, U 52, U 37	HBLALU5015	U 43	HBLPPI0SBK	T 49
HBLALU2043	U 52	HBLALU5017	U 43	HBLPPI0SOW	T 49
HBLALU2044	U 35, U 52, U 37	HBLALU5017N	U 43	HBLPPI0SW	T 49
HBLALU20442	U 35, U 52, U 37	HBLALU5018	U 43	HBLPPI0W	T 49
HBLALU2047	U 35, U 52, U 37	HBLALU5701	U 44, U 43	HBLPPI2A	T 49
HBLALU20472	U 35, U 52, U 37	HBLALU5709	U 44, U 43	HBLPPI2AAL	T 49
HBLALU2051H	U 36, U 52	HBLALU5717A	U 44, U 43	HBLPPI2AI	T 49
HBLALU20GB306	U 52, U 37	HBLALU57ABRT	U 45	HBLPPI2BK	T 49
HBLALU20GB306TR	U 37	HBLALU57BL	U 45	HBLPPI2GF	T 49
HBLALU20GB312U	U 37	HBLALU57DR	U 45	HBLPPI2GFAL	T 49
HBLALU20GB506	U 52, U 37	HBLALU57DRBM	U 45	HBLPPI2GFBK	T 49
HBLALU20GB512	U 52, U 37	HBLALU57E	U 45	HBLPPI2GFI	T 49
HBLALU20GB512TR	U 37	HBLALU57EBM	U 45	HBLPPI2GFOW	T 49
HBLALU20GB606	U 52, U 37	HBLALU57F	U 45	HBLPPI2GFW	T 49
HBLALU20GB612	U 52, U 37	HBLALU57FBM	U 45	HBLPPI2OW	T 49
HBLALU20GB612U	U 37	HBLALU57G	U 45	HBLPPI2W	T 49
HBLALU20GB618	U 52, U 37	HBLALU57GBM	U 45	HBLPPI5A	T 49
HBLALU20GBA606	U 52, U 37	HBLALU57KP2G	U 45	HBLPPI5AAL	T 49
HBLALU20GBA612	U 52, U 37	HBLALU57LPB	U 45	HBLPPI5AI	T 49
HBLALU20GBA618	U 52, U 37	HBLALU57N	U 45	HBLPPI5BK	T 49
HBLALU20IG306	U 52, U 37	HBLALU57NBM	U 45	HBLPPI5GF	T 49
HBLALU20IG506	U 52, U 37	HBLALU57WC	U 44, U 43	HBLPPI5GFAL	T 49
HBLALU20IG606	U 52, U 37	HBLALU7606	U 44	HBLPPI5GFBK	T 49
HBLALU24GB306	U 52, U 37	HBLALU7610B	U 44	HBLPPI5GFI	T 49
HBLALU24GB306TR	U 37	HBLALU7610B2	U 44	HBLPPI5GFOW	T 49
HBLALU24GB506	U 52, U 37	HBLALU7611	U 44	HBLPPI5GFW	T 49
HBLALU24GB512	U 52, U 37	HBLALU7615	U 44	HBLPPI5OW	T 49

Index

Catalog No.	Page	Catalog No.	Page	Catalog No.	Page
HBLPP15W	T 49	HBT0220SBK	M 6	HBT0416SBK	M 6
HBLPP012A	T 49	HBT0222	M 5	HBT0418	M 5
HBLPP012AAL	T 49	HBT0222BK	M 5	HBT0418BK	M 5
HBLPP012AI	T 49	HBT0222S	M 6	HBT0418S	M 6
HBLPP012BK	T 49	HBT0222S04	M 7	HBT0418S04	M 7
HBLPP012OW	T 49	HBT0222S16	M 7	HBT0418S16	M 7
HBLPP012W	T 49	HBT0222SBK	M 6	HBT0418SBK	M 6
HBLPP015A	T 49	HBT0224	M 5	HBT0420	M 5
HBLPP015AAL	T 49	HBT0224BK	M 5	HBT0420BK	M 5
HBLPP015AI	T 49	HBT0224S	M 6	HBT0420S	M 6
HBLPP015BK	T 49	HBT0224S04	M 7	HBT0420S04	M 7
HBLPP015OW	T 49	HBT0224S16	M 7	HBT0420S16	M 7
HBLPP015W	T 49	HBT0224SBK	M 6	HBT0420SBK	M 6
HBLPPOA	T 49	HBT0226	M 5	HBT0422	M 5
HBLPPOAAL	T 49	HBT0226BK	M 5	HBT0422BK	M 5
HBLPPOAI	T 49	HBT0226S	M 6	HBT0422S	M 6
HBLPPOBK	T 49	HBT0226S04	M 7	HBT0422S04	M 7
HBLPPOOW	T 49	HBT0226S16	M 7	HBT0422S16	M 7
HBLPPOW	T 49	HBT0226SBK	M 6	HBT0422SBK	M 6
HBLWWEP	U 9	HBT0228	M 5	HBT0424	M 5
HBM1	B 15, V 12	HBT0228BK	M 5	HBT0424BK	M 5
HBM1A	B 15, V 12	HBT0228S	M 6	HBT0424S	M 6
HBM1B	B 15, V 12	HBT0228S04	M 7	HBT0424S04	M 7
HBP100	B 15, V 12	HBT0228S16	M 7	HBT0424S16	M 7
HBP50	B 15, V 12	HBT0228SBK	M 6	HBT0424SBK	M 6
HBT0204	M 5	HBT0230	M 5	HBT0428	M 5
HBT0204BK	M 5	HBT0230BK	M 5	HBT0428BK	M 5
HBT0204S	M 6	HBT0230S	M 6	HBT0428S	M 6
HBT0204S04	M 7	HBT0230S04	M 7	HBT0428S04	M 7
HBT0204S16	M 7	HBT0230S16	M 7	HBT0428S16	M 7
HBT0204SBK	M 6	HBT0230SBK	M 6	HBT0428SBK	M 6
HBT0206	M 5	HBT0232	M 5	HBT0608	M 5
HBT0206BK	M 5	HBT0232BK	M 5	HBT0608BK	M 5
HBT0206S	M 6	HBT0232S	M 6	HBT0608S	M 6
HBT0206S04	M 7	HBT0232S04	M 7	HBT0608S04	M 7
HBT0206S16	M 7	HBT0232S16	M 7	HBT0608S16	M 7
HBT0206SBK	M 6	HBT0232SBK	M 6	HBT0608SBK	M 6
HBT0208	M 5	HBT0404	M 5	HBT0612	M 5
HBT0208BK	M 5	HBT0404BK	M 5	HBT0612BK	M 5
HBT0208S	M 6	HBT0404S	M 6	HBT0612S	M 6
HBT0208S04	M 7	HBT0404S04	M 7	HBT0612S04	M 7
HBT0208S16	M 7	HBT0404S16	M 7	HBT0612S16	M 7
HBT0208SBK	M 6	HBT0404SBK	M 6	HBT0612SBK	M 6
HBT0212	M 5	HBT0406	M 5	HBT0616	M 5
HBT0212BK	M 5	HBT0406BK	M 5	HBT0616BK	M 5
HBT0212S	M 6	HBT0406S	M 6	HBT0616S	M 6
HBT0212S04	M 7	HBT0406S04	M 7	HBT0616S04	M 7
HBT0212S16	M 7	HBT0406S16	M 7	HBT0616S16	M 7
HBT0212SBK	M 6	HBT0406SBK	M 6	HBT0616SBK	M 6
HBT0216	M 5	HBT0408	M 5	HBT0618	M 5
HBT0216BK	M 5	HBT0408BK	M 5	HBT0618BK	M 5
HBT0216S	M 6	HBT0408S	M 6	HBT0618S	M 6
HBT0216S04	M 7	HBT0408S04	M 7	HBT0618S04	M 7
HBT0216S16	M 7	HBT0408S16	M 7	HBT0618S16	M 7
HBT0216SBK	M 6	HBT0408SBK	M 6	HBT0618SBK	M 6
HBT0218	M 5	HBT0412	M 5	HBT0620	M 5
HBT0218BK	M 5	HBT0412BK	M 5	HBT0620BK	M 5
HBT0218S	M 6	HBT0412S	M 6	HBT0620S	M 6
HBT0218S04	M 7	HBT0412S04	M 7	HBT0620S04	M 7
HBT0218S16	M 7	HBT0412S16	M 7	HBT0620S16	M 7
HBT0218SBK	M 6	HBT0412SBK	M 6	HBT0620SBK	M 6
HBT0220	M 5	HBT0416	M 5	HBT0622	M 5
HBT0220BK	M 5	HBT0416BK	M 5	HBT0622BK	M 5
HBT0220S	M 6	HBT0416S	M 6	HBT0622S	M 6
HBT0220S04	M 7	HBT0416S04	M 7	HBT0622S04	M 7
HBT0220S16	M 7	HBT0416S16	M 7	HBT0622S16	M 7

Catalog No.	Page	Catalog No.	Page	Catalog No.	Page
HBT062ZSBK.....	M 6	HBT450224.....	M 9	HBTCVR20.....	M 11
HBT0624.....	M 5	HBT450404.....	M 9	HBTCVR20BK.....	M 11
HBT0624BK.....	M 5	HBT450406.....	M 9	HBTCVR24.....	M 11
HBT0624S.....	M 6	HBT450408.....	M 9	HBTCVR24BK.....	M 11
HBT0624S04.....	M 7	HBT450412.....	M 9	HBTCVR4.....	M 11
HBT0624S16.....	M 7	HBT450416.....	M 9	HBTCVR4BK.....	M 11
HBT0624SBK.....	M 6	HBT450418.....	M 9	HBTCVR6.....	M 11
HBT0808.....	M 5	HBT450420.....	M 9	HBTCVR6BK.....	M 11
HBT0808BK.....	M 5	HBT450424.....	M 9	HBTCVR8.....	M 11
HBT0808S.....	M 6	HBT450608.....	M 9	HBTCVR8BK.....	M 11
HBT0808S04.....	M 7	HBT450612.....	M 9	HBTDIV2.....	M 11
HBT0808S16.....	M 7	HBT450616.....	M 9	HBTDIV2BK.....	M 11
HBT0808SBK.....	M 6	HBT450618.....	M 9	HBTDIV4.....	M 11
HBT0812.....	M 5	HBT450620.....	M 9	HBTDIV4BK.....	M 11
HBT0812BK.....	M 5	HBT450624.....	M 9	HBTDIV6.....	M 11
HBT0812S.....	M 6	HBTBS.....	M 12	HBTDIV6BK.....	M 11
HBT0812S04.....	M 7	HBTBSBK.....	M 12	HBTDIV8.....	M 11
HBT0812S16.....	M 7	HBTBSSS.....	M 12	HBTDIV8BK.....	M 11
HBT0812SBK.....	M 6	HBTCA3.....	M 12	HBTEB.....	M 12
HBT0816.....	M 5	HBTCA3BK.....	M 12	HBTEBBL.....	M 12
HBT0816BK.....	M 5	HBTCB12.....	M 10	HBTEXTRDBK.....	M 12
HBT0816S.....	M 6	HBTCB12BK.....	M 10	HBTFRMINSO204BK.....	M 11
HBT0816S04.....	M 7	HBTCB18.....	M 10	HBTFRMINSO206BK.....	M 11
HBT0816S16.....	M 7	HBTCB18BK.....	M 10	HBTFRMINSO208BK.....	M 11
HBT0816SBK.....	M 6	HBTCB4.....	M 10	HBTFRMINSO212BK.....	M 11
HBT0818.....	M 5	HBTCB4BK.....	M 10	HBTFRMINSO216BK.....	M 11
HBT0818BK.....	M 5	HBTCB8.....	M 10	HBTFRMINSO218BK.....	M 11
HBT0818S.....	M 6	HBTCB8BK.....	M 10	HBTFRMINSO220BK.....	M 11
HBT0818S04.....	M 7	HBTCD4X4BK.....	M 12	HBTFRMINSO224BK.....	M 11
HBT0818S16.....	M 7	HBTCDBK.....	M 12	HBTFRMINSO404BK.....	M 11
HBT0818SBK.....	M 6	HBTCTG.....	M 12	HBTFRMINSO406BK.....	M 11
HBT0820.....	M 5	HBTCLGS12.....	M 10	HBTFRMINSO408BK.....	M 11
HBT0820BK.....	M 5	HBTCLGS12BK.....	M 10	HBTFRMINSO412BK.....	M 11
HBT0820S.....	M 6	HBTCLGS16.....	M 10	HBTFRMINSO416BK.....	M 11
HBT0820S04.....	M 7	HBTCLGS16BK.....	M 10	HBTFRMINSO418BK.....	M 11
HBT0820S16.....	M 7	HBTCLGS18.....	M 10	HBTFRMINSO420BK.....	M 11
HBT0820SBK.....	M 6	HBTCLGS18BK.....	M 10	HBTFRMINSO424BK.....	M 11
HBT300204.....	M 9	HBTCLGS20.....	M 10	HBTFRMINSO608BK.....	M 11
HBT300206.....	M 9	HBTCLGS20BK.....	M 10	HBTFRMINSO612BK.....	M 11
HBT300208.....	M 9	HBTCLGS24.....	M 10	HBTFRMINSO616BK.....	M 11
HBT300212.....	M 9	HBTCLGS24BK.....	M 10	HBTFRMINSO618BK.....	M 11
HBT300216.....	M 9	HBTCS.....	M 12	HBTFRMINSO620BK.....	M 11
HBT300218.....	M 9	HBTCSBK.....	M 12	HBTFRMINSO624BK.....	M 11
HBT300220.....	M 9	HBTCTRS12.....	M 10	HBTIO204.....	M 9
HBT300224.....	M 9	HBTCTRS12BK.....	M 10	HBTIO206.....	M 9
HBT300404.....	M 9	HBTCTRS16.....	M 10	HBTIO208.....	M 9
HBT300406.....	M 9	HBTCTRS16BK.....	M 10	HBTIO212.....	M 9
HBT300408.....	M 9	HBTCTRS18.....	M 10	HBTIO216.....	M 9
HBT300412.....	M 9	HBTCTRS18BK.....	M 10	HBTIO218.....	M 9
HBT300416.....	M 9	HBTCTRS20.....	M 10	HBTIO220.....	M 9
HBT300418.....	M 9	HBTCTRS20BK.....	M 10	HBTIO224.....	M 9
HBT300420.....	M 9	HBTCTRS24.....	M 10	HBTIO404.....	M 9
HBT300424.....	M 9	HBTCTRS24BK.....	M 10	HBTIO406.....	M 9
HBT300608.....	M 9	HBTCTRS4.....	M 10	HBTIO408.....	M 9
HBT300612.....	M 9	HBTCTRS4BK.....	M 10	HBTIO412.....	M 9
HBT300616.....	M 9	HBTCTRS6.....	M 10	HBTIO416.....	M 9
HBT300618.....	M 9	HBTCTRS6BK.....	M 10	HBTIO418.....	M 9
HBT300620.....	M 9	HBTCTRS8.....	M 10	HBTIO420.....	M 9
HBT300624.....	M 9	HBTCTRS8BK.....	M 10	HBTIO424.....	M 9
HBT450204.....	M 9	HBTCUTTOOL.....	M 12	HBTIO608.....	M 9
HBT450206.....	M 9	HBTCVR12.....	M 11	HBTIO612.....	M 9
HBT450208.....	M 9	HBTCVR12BK.....	M 11	HBTIO616.....	M 9
HBT450212.....	M 9	HBTCVR16.....	M 11	HBTIO618.....	M 9
HBT450216.....	M 9	HBTCVR16BK.....	M 11	HBTIO620.....	M 9
HBT450218.....	M 9	HBTCVR18.....	M 11	HBTIO624.....	M 9
HBT450220.....	M 9	HBTCVR18BK.....	M 11	HBTINSM04.....	M 11

Index

Catalog No.	Page	Catalog No.	Page	Catalog No.	Page
HBTINSM04BK	M 11	HBTR0608	M 9	HBTUSUPP14	M 8
HBTINSM06	M 11	HBTR0612	M 9	HBTUSUPP16	M 8
HBTINSM06BK	M 11	HBTR0616	M 9	HBTUSUPP18	M 8
HBTINSM08	M 11	HBTR0618	M 9	HBTUSUPP20	M 8
HBTINSM08BK	M 11	HBTR0620	M 9	HBTUSUPP22	M 8
HBTINSM12	M 11	HBTR0624	M 9	HBTUSUPP24	M 8
HBTINSM12BK	M 11	HBTRA	M 12	HBTUSUPP26	M 8
HBTINSM16	M 11	HBTRABK	M 12	HBTUSUPP28	M 8
HBTINSM16BK	M 11	HBTRD12BK	M 12	HBTUSUPP30	M 8
HBTINSM18	M 11	HBTRD4BK	M 12	HBTUSUPP4	M 8
HBTINSM18BK	M 11	HBTRD6BK	M 12	HBTUSUPP6	M 8
HBTINSM20	M 11	HBTSC	M 12	HBTUSUPP8	M 8
HBTINSM20BK	M 11	HBTSCBK	M 12	HBTUVU	M 8
HBTINSM24	M 11	HBTSK	M 12	HBTVD	M 12
HBTINSM24BK	M 11	HBTSKBK	M 12	HBTVDBK	M 12
HBTINSNM04	M 11	HBTSS	M 12	HBTWS	M 12
HBTINSNM04WHT	M 11	HBTSS12	M 10	HBTWSBK	M 12
HBTINSNM06	M 11	HBTSS12BK	M 10	HBTWSSS	M 12
HBTINSNM06WHT	M 11	HBTSS16	M 10	HC6AB01	D 3
HBTINSNM08	M 11	HBTSS16BK	M 10	HC6AB03	D 3
HBTINSNM08WHT	M 11	HBTSS18	M 10	HC6AB03P	D 7
HBTINSNM12	M 11	HBTSS18BK	M 10	HC6AB03SP	D 4
HBTINSNM12WHT	M 11	HBTSS20	M 10	HC6AB05	D 3
HBTINSNM16	M 11	HBTSS20BK	M 10	HC6AB05P	D 7
HBTINSNM16WHT	M 11	HBTSS24	M 10	HC6AB05SP	D 4
HBTINSNM18	M 11	HBTSS24BK	M 10	HC6AB07	D 3
HBTINSNM18WHT	M 11	HBTSS4	M 10	HC6AB07P	D 7
HBTINSNM20	M 11	HBTSS4BK	M 10	HC6AB07SP	D 4
HBTINSNM20WHT	M 11	HBTSS6	M 10	HC6AB10	D 3
HBTINSNM24	M 11	HBTSS6BK	M 10	HC6AB10P	D 7
HBTINSNM24WHT	M 11	HBTSS8	M 10	HC6AB10SP	D 4
HBTLB12	M 10	HBTSS8BK	M 10	HC6AB15	D 3
HBTLB12BK	M 10	HBTSTRUTCLIP	M 12	HC6AB15P	D 7
HBTLB16	M 10	HBTT0204	M 9	HC6AB15SP	D 4
HBTLB16BK	M 10	HBTT0206	M 9	HC6AB20	D 3
HBTLB18	M 10	HBTT0208	M 9	HC6AB20SP	D 4
HBTLB18BK	M 10	HBTT0212	M 9	HC6AB25	D 3
HBTLB20	M 10	HBTT0216	M 9	HC6AB25SP	D 4
HBTLB20BK	M 10	HBTT0218	M 9	HC6ABK01	D 3
HBTLB24	M 10	HBTT0220	M 9	HC6ABK03	D 3
HBTLB24BK	M 10	HBTT0224	M 9	HC6ABK03P	D 7
HBTLB4	M 10	HBTT0404	M 9	HC6ABK03SP	D 4
HBTLB4BK	M 10	HBTT0406	M 9	HC6ABK05	D 3
HBTLB6	M 10	HBTT0408	M 9	HC6ABK05P	D 7
HBTLB6BK	M 10	HBTT0412	M 9	HC6ABK05SP	D 4
HBTLB8	M 10	HBTT0416	M 9	HC6ABK07	D 3
HBTLB8BK	M 10	HBTT0418	M 9	HC6ABK07P	D 7
HBTLC	M 12	HBTT0420	M 9	HC6ABK07SP	D 4
HBTNB	M 12	HBTT0424	M 9	HC6ABK10	D 3
HBTNBSS	M 12	HBTT0608	M 9	HC6ABK10P	D 7
HBTR0204	M 9	HBTT0612	M 9	HC6ABK10SP	D 4
HBTR0206	M 9	HBTT0616	M 9	HC6ABK15	D 3
HBTR0208	M 9	HBTT0618	M 9	HC6ABK15P	D 7
HBTR0212	M 9	HBTT0620	M 9	HC6ABK15SP	D 4
HBTR0216	M 9	HBTT0624	M 9	HC6ABK20	D 3
HBTR0218	M 9	HBTTS	M 10	HC6ABK20SP	D 4
HBTR0220	M 9	HBTTSBK	M 10	HC6ABK25	D 3
HBTR0224	M 9	HBTUCB12	M 8	HC6ABK25SP	D 4
HBTR0404	M 9	HBTUCB6	M 8	HC6AGN01	D 3
HBTR0406	M 9	HBTUFIT	M 8	HC6AGN03	D 3
HBTR0408	M 9	HBTUGS	M 8, M 12	HC6AGN03P	D 7
HBTR0412	M 9	HBTUPC	M 8	HC6AGN05	D 3
HBTR0416	M 9	HBTUPK	M 8	HC6AGN05P	D 7
HBTR0418	M 9	HBTUSUPP10	M 8	HC6AGN07	D 3
HBTR0420	M 9	HBTUSUPP12	M 8	HC6AGN07P	D 7
HBTR0424	M 9			HC6AGN10	D 3

Catalog No.	Page	Catalog No.	Page	Catalog No.	Page
HC6AGN10P.....	D 7	HC6AW10SP.....	D 4	HC6BN15SP.....	D 6
HC6AGN15.....	D 3	HC6AW15.....	D 3	HC6BN20SP.....	D 6
HC6AGN15P.....	D 7	HC6AW15P.....	D 7	HC6BN25SP.....	D 6
HC6AGN20.....	D 3	HC6AW15SP.....	D 4	HC6GN01.....	D 5
HC6AGN25.....	D 3	HC6AW20.....	D 3	HC6GN03.....	D 5
HC6AGY01.....	D 3	HC6AW20SP.....	D 4	HC6GN03P.....	D 7
HC6AGY03.....	D 3	HC6AW25.....	D 3	HC6GN05.....	D 5
HC6AGY03P.....	D 7	HC6AW25SP.....	D 4	HC6GN05P.....	D 7
HC6AGY05.....	D 3	HC6AY01.....	D 3	HC6GN07.....	D 5
HC6AGY05P.....	D 7	HC6AY03.....	D 3	HC6GN07P.....	D 7
HC6AGY07.....	D 3	HC6AY03P.....	D 7	HC6GN10.....	D 5
HC6AGY07P.....	D 7	HC6AY03SP.....	D 4	HC6GN10P.....	D 7
HC6AGY10.....	D 3	HC6AY05.....	D 3	HC6GN15.....	D 5
HC6AGY10P.....	D 7	HC6AY05P.....	D 7	HC6GN20.....	D 5
HC6AGY15.....	D 3	HC6AY05SP.....	D 4	HC6GN25.....	D 5
HC6AGY15P.....	D 7	HC6AY07.....	D 3	HC6GY01.....	D 5
HC6AGY20.....	D 3	HC6AY07P.....	D 7	HC6GY03.....	D 5
HC6AGY25.....	D 3	HC6AY07SP.....	D 4	HC6GY03P.....	D 7
HC6AOR01.....	D 3	HC6AY10.....	D 3	HC6GY05.....	D 5
HC6AOR03.....	D 3	HC6AY10P.....	D 7	HC6GY05P.....	D 7
HC6AOR05.....	D 3	HC6AY10SP.....	D 4	HC6GY07.....	D 5
HC6AOR07.....	D 3	HC6AY15.....	D 3	HC6GY07P.....	D 7
HC6AOR10.....	D 3	HC6AY15P.....	D 7	HC6GY10.....	D 5
HC6AOR15.....	D 3	HC6AY15SP.....	D 4	HC6GY10P.....	D 7
HC6AOR20.....	D 3	HC6AY20.....	D 3	HC6GY15.....	D 5
HC6AOR25.....	D 3	HC6AY20SP.....	D 4	HC6GY20.....	D 5
HC6AP01.....	D 3	HC6AY25.....	D 3	HC6GY25.....	D 5
HC6AP03.....	D 3	HC6AY25SP.....	D 4	HC6GRO1.....	D 5
HC6AP03P.....	D 7	HC6B01.....	D 5	HC6GRO3.....	D 5
HC6AP05.....	D 3	HC6B03.....	D 5	HC6GRO3P.....	D 7
HC6AP05P.....	D 7	HC6B03P.....	D 7	HC6GRO5.....	D 5
HC6AP07.....	D 3	HC6B03SP.....	D 6	HC6GRO5P.....	D 7
HC6AP07P.....	D 7	HC6B05.....	D 5	HC6GRO7.....	D 5
HC6AP10.....	D 3	HC6B05P.....	D 7	HC6GRO7P.....	D 7
HC6AP10P.....	D 7	HC6B05SP.....	D 6	HC6GRO10.....	D 5
HC6AP15.....	D 3	HC6B07.....	D 5	HC6GRO10P.....	D 7
HC6AP20.....	D 3	HC6B07P.....	D 7	HC6GRO15.....	D 5
HC6AP25.....	D 3	HC6B07SP.....	D 6	HC6GRO20.....	D 5
HC6APK01.....	D 3	HC6B10.....	D 5	HC6GRO25.....	D 5
HC6APK03.....	D 3	HC6B10P.....	D 7	HC6P01.....	D 5
HC6APK05.....	D 3	HC6B10SP.....	D 6	HC6P03.....	D 5
HC6APK07.....	D 3	HC6B15.....	D 5	HC6P05.....	D 5
HC6APK10.....	D 3	HC6B15SP.....	D 6	HC6P07.....	D 5
HC6APK15.....	D 3	HC6B20.....	D 5	HC6P10.....	D 5
HC6APK20.....	D 3	HC6B20SP.....	D 6	HC6P15.....	D 5
HC6APK25.....	D 3	HC6B25.....	D 5	HC6P20.....	D 5
HC6AR01.....	D 3	HC6B25SP.....	D 6	HC6P25.....	D 5
HC6AR03.....	D 3	HC6BK01.....	D 5	HC6PK01.....	D 5
HC6AR05.....	D 3	HC6BK03.....	D 5	HC6PK03.....	D 5
HC6AR07.....	D 3	HC6BK03SP.....	D 6	HC6PK03SP.....	D 6
HC6AR10.....	D 3	HC6BK05.....	D 5	HC6PK05.....	D 5
HC6AR15.....	D 3	HC6BK05SP.....	D 6	HC6PK05SP.....	D 6
HC6AR20.....	D 3	HC6BK07.....	D 5	HC6PK07.....	D 5
HC6AR25.....	D 3	HC6BK07SP.....	D 6	HC6PK07SP.....	D 6
HC6AW01.....	D 3	HC6BK10.....	D 5	HC6PK10.....	D 5
HC6AW03.....	D 3	HC6BK10SP.....	D 6	HC6PK10SP.....	D 6
HC6AW03P.....	D 7	HC6BK15.....	D 5	HC6PK15.....	D 5
HC6AW03SP.....	D 4	HC6BK15SP.....	D 6	HC6PK15SP.....	D 6
HC6AW05.....	D 3	HC6BK20.....	D 5	HC6PK20.....	D 5
HC6AW05P.....	D 7	HC6BK20SP.....	D 6	HC6PK20SP.....	D 6
HC6AW05SP.....	D 4	HC6BK25.....	D 5	HC6PK25.....	D 5
HC6AW07.....	D 3	HC6BK25SP.....	D 6	HC6PK25SP.....	D 6
HC6AW07P.....	D 7	HC6BN03SP.....	D 6	HC6RO1.....	D 5
HC6AW07SP.....	D 4	HC6BN05SP.....	D 6	HC6RO3.....	D 5
HC6AW10.....	D 3	HC6BN07SP.....	D 6	HC6RO5.....	D 5
HC6AW10P.....	D 7	HC6BN10SP.....	D 6	HC6RO7.....	D 5

Index

Catalog No.	Page	Catalog No.	Page	Catalog No.	Page
HC6R10.....	D 5	HC6Y03SP.....	D 6	HCL6AP07.....	D 3
HC6R15.....	D 5	HC6Y05.....	D 5	HCL6AP10.....	D 3
HC6R20.....	D 5	HC6Y05P.....	D 7	HCL6AP15.....	D 3
HC6R25.....	D 5	HC6Y05SP.....	D 6	HCL6AP20.....	D 3
HC6RPB.....	A 6, E 5	HC6Y07.....	D 5	HCL6AP25.....	D 3
HC6RPBK.....	E 5	HC6Y07P.....	D 7	HCL6AR01.....	D 3
HC6RPBEB.....	E 5	HC6Y07SP.....	D 6	HCL6AR03.....	D 3
HC6RPBEBK.....	E 5	HC6Y10.....	D 5	HCL6AR05.....	D 3
HC6RPEGN.....	E 5	HC6Y10P.....	D 7	HCL6AR07.....	D 3
HC6RPEGY.....	E 5	HC6Y10SP.....	D 6	HCL6AR10.....	D 3
HC6RPEOR.....	E 5	HC6Y15.....	D 5	HCL6AR15.....	D 3
HC6RPEP.....	E 5	HC6Y15SP.....	D 6	HCL6AR20.....	D 3
HC6RPEPK.....	E 5	HC6Y20.....	D 5	HCL6AR25.....	D 3
HC6RPER.....	E 5	HC6Y20SP.....	D 6	HCL6ARW01.....	D 3
HC6RPEW.....	E 5	HC6Y25.....	D 5	HCL6ARW03.....	D 3
HC6RPEY.....	E 5	HC6Y25SP.....	D 6	HCL6ARW05.....	D 3
HC6RPGN.....	E 5	HCH03BK.....	F 5, F 4, S 4	HCL6ARW07.....	D 3
HC6RPGY.....	A 6, E 5	HCH06BK.....	F 5, F 4, S 4	HCL6ARW10.....	D 3
HC6RPOR.....	E 5	HCH10BK.....	F 5, F 4, S 4	HCL6AW15.....	D 3
HC6RPP.....	E 5	HCHX100BK.....	F 5, S 4	HCL6AW20.....	D 3
HC6RPPK.....	E 5	HCHX20BK.....	F 5, S 4	HCL6AW25.....	D 3
HC6RPPR.....	E 5	HCHX30BK.....	F 5, S 4	HCL6AY01.....	D 3
HC6RPW.....	A 6, E 5	HCHX60BK.....	F 5, S 4	HCL6AY03.....	D 3
HC6RPY.....	A 6, E 5	HCL6AB01.....	D 3	HCL6AY05.....	D 3
HC6RRB.....	A 6, E 5	HCL6AB03.....	D 3	HCL6AY07.....	D 3
HC6RRBK.....	E 5	HCL6AB05.....	D 3	HCL6AY10.....	D 3
HC6RRBEB.....	E 5	HCL6AB07.....	D 3	HCL6AY15.....	D 3
HC6RRBEBK.....	E 5	HCL6AB10.....	D 3	HCL6AY20.....	D 3
HC6RRREGN.....	E 5	HCL6AB15.....	D 3	HCL6AY25.....	D 3
HC6RRREGY.....	E 5	HCL6AB20.....	D 3	HCL6B01.....	D 5
HC6RRREOR.....	E 5	HCL6AB25.....	D 3	HCL6B03.....	D 5
HC6RRREP.....	E 5	HCL6ABK01.....	D 3	HCL6B05.....	D 5
HC6RRREP.....	E 5	HCL6ABK03.....	D 3	HCL6B07.....	D 5
HC6RRREP.....	E 5	HCL6ABK05.....	D 3	HCL6B10.....	D 5
HC6RRREW.....	E 5	HCL6ABK07.....	D 3	HCL6B15.....	D 5
HC6RRREY.....	E 5	HCL6ABK10.....	D 3	HCL6B20.....	D 5
HC6RRRGN.....	E 5	HCL6ABK15.....	D 3	HCL6B25.....	D 5
HC6RRRGY.....	A 6, E 5	HCL6ABK20.....	D 3	HCL6BK01.....	D 5
HC6RRROR.....	E 5	HCL6ABK25.....	D 3	HCL6BK03.....	D 5
HC6RRRP.....	E 5	HCL6AGN01.....	D 3	HCL6BK05.....	D 5
HC6RRRPK.....	E 5	HCL6AGN03.....	D 3	HCL6BK07.....	D 5
HC6RRRR.....	E 5	HCL6AGN05.....	D 3	HCL6BK10.....	D 5
HC6RRRW.....	A 6, E 5	HCL6AGN07.....	D 3	HCL6BK15.....	D 5
HC6RRRY.....	A 6, E 5	HCL6AGN10.....	D 3	HCL6BK20.....	D 5
HC6W01.....	D 5	HCL6AGN15.....	D 3	HCL6BK25.....	D 5
HC6W03.....	D 5	HCL6AGN20.....	D 3	HCL6GN01.....	D 5
HC6W05P.....	D 7	HCL6AGN25.....	D 3	HCL6GN03.....	D 5
HC6W03SP.....	D 6	HCL6AGY01.....	D 3	HCL6GN05.....	D 5
HC6W05.....	D 5	HCL6AGY03.....	D 3	HCL6GN07.....	D 5
HC6W05P.....	D 7	HCL6AGY05.....	D 3	HCL6GN10.....	D 5
HC6W05SP.....	D 6	HCL6AGY07.....	D 3	HCL6GN15.....	D 5
HC6W07.....	D 5	HCL6AGY10.....	D 3	HCL6GN20.....	D 5
HC6W07P.....	D 7	HCL6AGY15.....	D 3	HCL6GN25.....	D 5
HC6W07SP.....	D 6	HCL6AGY20.....	D 3	HCL6GY01.....	D 5
HC6W10.....	D 5	HCL6AGY25.....	D 3	HCL6GY03.....	D 5
HC6W10P.....	D 7	HCL6AOR01.....	D 3	HCL6GY05.....	D 5
HC6W10SP.....	D 6	HCL6AOR03.....	D 3	HCL6GY07.....	D 5
HC6W15.....	D 5	HCL6AOR05.....	D 3	HCL6GY10.....	D 5
HC6W15SP.....	D 6	HCL6AOR07.....	D 3	HCL6GY15.....	D 5
HC6W20.....	D 5	HCL6AOR10.....	D 3	HCL6GY20.....	D 5
HC6W20SP.....	D 6	HCL6AOR15.....	D 3	HCL6GY25.....	D 5
HC6W25.....	D 5	HCL6AOR20.....	D 3	HCL6OR01.....	D 5
HC6W25SP.....	D 6	HCL6AOR25.....	D 3	HCL6OR03.....	D 5
HC6Y01.....	D 5	HCL6AP01.....	D 3	HCL6OR05.....	D 5
HC6Y03.....	D 5	HCL6AP03.....	D 3	HCL6OR07.....	D 5
HC6Y03P.....	D 7	HCL6AP05.....	D 3	HCL6OR10.....	D 5

Index

Catalog No.	Page	Catalog No.	Page	Catalog No.	Page
HCL60R15.....	D 5	HDFHPCLCPRPSM1.....	H 3	HFCD14012PSBK.....	14
HCL60R20.....	D 5	HDFHPCLCPRPSM2.....	H 3	HFCD14012R3BK.....	14
HCL60R25.....	D 5	HDFHPCLCPRPSM3.....	H 3	HFCD14012R4BK.....	14
HCL6P01.....	D 5	HDFHPCLCPRPSM5.....	H 3	HFCD14012R6BK.....	14
HCL6P03.....	D 5	HDMI14.....	F 5, S 4	HFCD14012RSBK.....	14
HCL6P05.....	D 5	HDMI14.....	F 5, S 4	HFCD14024P3BK.....	14
HCL6P07.....	D 5	HDPJ24.....	C 10	HFCD14024P4BK.....	14
HCL6P10.....	D 5	HDPJ24A.....	C 10	HFCD14024P6BK.....	14
HCL6P15.....	D 5	HDPJS24.....	A 5, C 10	HFCD14024PSBK.....	14
HCL6P20.....	D 5	HEQ12.....	N 4	HFCD14024R3BK.....	14
HCL6P25.....	D 5	HEQ12S.....	N 4	HFCD14024R4BK.....	14
HCL6R01.....	D 5	HEQ18.....	N 4	HFCD14024R6BK.....	14
HCL6R03.....	D 5	HEQ18S.....	N 4	HFCD14024RSBK.....	14
HCL6R05.....	D 5	HEQ24.....	N 4	HFCD14048P3BK.....	14
HCL6R07.....	D 5	HEQ24S.....	N 4	HFCD14048P4BK.....	14
HCL6R10.....	D 5	HFCD1002P3.....	13	HFCD14048PSBK.....	14
HCL6R15.....	D 5	HFCD1002P4.....	13	HFCD14048R3BK.....	14
HCL6R20.....	D 5	HFCD1002P6.....	13	HFCD14048R4BK.....	14
HCL6R25.....	D 5	HFCD1002PS.....	13, G 20	HFCD14048RSBK.....	14
HCL6W01.....	D 5	HFCD1002R3.....	13	HFCD14072P3BK.....	14
HCL6W03.....	D 5	HFCD1002R4.....	13	HFCD14072P4BK.....	14
HCL6W05.....	D 5	HFCD1002R6.....	13	HFCD14072PSBK.....	14
HCL6W07.....	D 5	HFCD1002RS.....	13	HFCD14072R3BK.....	14
HCL6W10.....	D 5	HFCD1006P3.....	13	HFCD14072R4BK.....	14
HCL6W15.....	D 5	HFCD1006P4.....	13	HFCD14072RSBK.....	14
HCL6W20.....	D 5	HFCD1006P6.....	13	HFCD15006P3.....	13
HCL6W25.....	D 5	HFCD1006PS.....	13	HFCD15006P4.....	13
HCL6Y01.....	D 5	HFCD1006R3.....	13	HFCD15006P6.....	13
HCL6Y03.....	D 5	HFCD1006R4.....	13	HFCD15006PS.....	13
HCL6Y05.....	D 5	HFCD1006R6.....	13	HFCD15006R3.....	13
HCL6Y07.....	D 5	HFCD1006RS.....	13	HFCD15006R4.....	13
HCL6Y10.....	D 5	HFCD1012P3.....	13	HFCD15006R6.....	13
HCL6Y15.....	D 5	HFCD1012P4.....	13	HFCD15006RS.....	13
HCL6Y20.....	D 5	HFCD1012P6.....	13	HFCD15012P3.....	13
HCL6Y25.....	D 5	HFCD1012PS.....	13	HFCD15012P4.....	13
HCSPT00L1.....	D 4, D 6	HFCD1012R3.....	13	HFCD15012P6.....	13
HDC422444BK.....	0 4	HFCD1012R4.....	13	HFCD15012PS.....	13
HDC422444WH.....	0 4	HFCD1012R6.....	13	HFCD15012R3.....	13
HDC422448BK.....	0 4	HFCD1012RS.....	13	HFCD15012R4.....	13
HDC422448WH.....	0 4	HFCD1024P3.....	13	HFCD15012R6.....	13
HDC423244BK.....	0 4	HFCD1024P4.....	13	HFCD15012RS.....	13
HDC423244WH.....	0 4	HFCD1024P6.....	13	HFCD15024P3.....	13
HDC423248BK.....	0 4	HFCD1024PS.....	13	HFCD15024P4.....	13
HDC423248WH.....	0 4	HFCD1024R3.....	13	HFCD15024P6.....	13
HDC452444BK.....	0 4	HFCD1024R4.....	13	HFCD15024PS.....	13
HDC452444WH.....	0 4	HFCD1024R6.....	13	HFCD15024R3.....	13
HDC452448BK.....	0 4	HFCD1024RS.....	13	HFCD15024R4.....	13
HDC452448WH.....	0 4	HFCD14002P3BK.....	14	HFCD15024R6.....	13
HDC453244BK.....	0 4	HFCD14002P4BK.....	14	HFCD15024RS.....	13
HDC453244WH.....	0 4	HFCD14002P6BK.....	14	HFCD15048P3.....	13
HDC453248BK.....	0 4	HFCD14002PSBK.....	14	HFCD15048P4.....	13
HDC453248WH.....	0 4	HFCD14002R3BK.....	14	HFCD15048PS.....	13
HDC482444BK.....	0 4	HFCD14002R4BK.....	14	HFCD15048R3.....	13
HDC482444WH.....	0 4	HFCD14002R6BK.....	14	HFCD15048R4.....	13
HDC482448BK.....	0 4	HFCD14002RSBK.....	14	HFCD15048RS.....	13
HDC482448WH.....	0 4	HFCD14006P3BK.....	14	HFCD19006P3BK.....	14
HDC483248BK.....	0 4	HFCD14006P4BK.....	14	HFCD19006P4BK.....	14
HDC483248WH.....	0 4	HFCD14006P6BK.....	14	HFCD19006P6BK.....	14
HDCFP.....	0 6	HFCD14006PSBK.....	14	HFCD19006PSBK.....	14
HDCFP2.....	0 6	HFCD14006R3BK.....	14	HFCD19006R3BK.....	14
HDCFR1.....	0 6	HFCD14006R4BK.....	14	HFCD19006R4BK.....	14
HDCFR2.....	0 6	HFCD14006R6BK.....	14	HFCD19006R6BK.....	14
HDCVCM.....	0 6	HFCD14006RSBK.....	14	HFCD19006RSBK.....	14
HDFHPCLCPRPG4M1.....	H 3	HFCD14012P3BK.....	14	HFCD19012P3BK.....	14
HDFHPCLCPRPG4M2.....	H 3	HFCD14012P4BK.....	14	HFCD19012P4BK.....	14
HDFHPCLCPRPG4M3.....	H 3	HFCD14012P6BK.....	14	HFCD19012P6BK.....	14
HDFHPCLCPRPG4M5.....	H 3				

Index

Catalog No.	Page	Catalog No.	Page	Catalog No.	Page
HFCD19012PSBK	14	HGBL01SA	P 5	HGRKTD45DN	0 6, P 4
HFCD19012R3BK	14	HGBL02D	P 5	HGRKTD60C46	P 3, P 4
HFCD19012R4BK	14	HGBL02D45	P 5	HGRKTD60DB	P 3
HFCD19012R6BK	14	HGBL02D90	P 5	HGRKTD9D	P 3, P 4
HFCD19012RSBK	14	HGBL02DA	P 5	HGRKTD9DXX10	P 4
HFCD19024P3BK	14	HGBL02DB	P 5	HGRKTD9DXX10	P 4
HFCD19024P4BK	14	HGBL02DB90	P 5	HGRKTD9DXX10	P 4
HFCD19024P6BK	14	HGBL02S	P 5	HGRKTD9DXX10	P 4
HFCD19024PSBK	14	HGBL02SA	P 5	HGRKTD9DXX10	P 4
HFCD19024R3BK	14	HGBL02SF	P 5	HGRKTD9DXX10	P 4
HFCD19024R4BK	14	HGBL04D	P 5	HGRKTD9DXX10	P 4
HFCD19024R6BK	14	HGBL04D45	P 5	HGRKTD9DXX10	P 4
HFCD19024RSBK	14	HGBL04D90	P 5	HGRKTD9DXX10	P 4
HFCD19048P3BK	14	HGBL04DA	P 5	HGRKTD9DXX10	P 4
HFCD19048P4BK	14	HGBL04DB	P 5	HGRKTD9DXX10	P 4
HFCD19048P6BK	14	HGBL04DB90	P 5	HGRKTD9DXX10	P 4
HFCD19048PSBK	14	HGBL04S	P 5	HGRKTD9DXX10	P 4
HFCD19048R3BK	14	HGBL04SF	P 5	HGRKTD9DXX10	P 4
HFCD19048R4BK	14	HGBL06D	P 5	HGRKTD9DXX10	P 4
HFCD19048RSBK	14	HGBL06D45	P 5	HGRKTD9DXX10	P 4
HFCD1M12048P3	13	HGBL06D90	P 5	HGRKTD9DXX10	P 4
HFCD1M12048P4	13	HGBL06DA	P 5	HGRKTD9DXX10	P 4
HFCD1M12048PS	13	HGBL06DB	P 5	HGRKTD9DXX10	P 4
HFCD1M12048R3	13	HGBL06DB90	P 5	HGRKTD9DXX10	P 4
HFCD1M12048R4	13	HGBL06DF1	P 5	HGRKTD9DXX10	P 4
HFCD1M12048RS	13	HGBL06DK	P 5	HGRKTD9DXX10	P 4
HFCD1M12072P3	13	HGBL06DKN	P 5	HGRKTD9DXX10	P 4
HFCD1M12072P4	13	HGBL06DNI	P 5	HGRKTD9DXX10	P 4
HFCD1M12072PS	13	HGBL06S	P 5	HGRKTD9DXX10	P 4
HFCD1M12072R3	13	HGBL06SF	P 5	HGRKTD9DXX10	P 4
HFCD1M12072R4	13	HGBL06SF1	P 5	HGRKTD9DXX10	P 4
HFCD1M12072RS	13	HGBL06SN	P 5	HGRKTD9DXX10	P 4
HFCDH002PS216	G 20	HGBL10D	P 5	HGRKTD9DXX10	P 4
HFM1	B 15, V 12	HGBL10D45	P 5	HGRKTD9DXX10	P 4
HFM2	B 15, V 12	HGBL10D90	P 5	HGRKTD9DXX10	P 4
HFM2A2	B 15, V 12	HGBL10DA	P 5	HGRKTD9DXX10	P 4
HFP45	B 15, V 12	HGBL10DB	P 5	HGRKTD9DXX10	P 4
HFP90	B 15, V 12	HGBL10DB90	P 5	HGRKTD9DXX10	P 4
HGBBD12	P 9	HGBL10S	P 5	HGRKTD9DXX10	P 4
HGBBD18	P 9	HGBL10SA	P 5	HGRKTD9DXX10	P 4
HGBBD24	P 9	HGBL20DA	P 5	HGRKTD9DXX10	P 4
HGBBD6S10	P 9	HGBL20DB	P 5	HGRKTD9DXX10	P 4
HGBBD8	P 9	HGBL20SA	P 5	HGRKTD9DXX10	P 4
HGBBD9S10	P 9	HGBL250DB	P 5	HGRKTD9DXX10	P 4
HGBGAR1526	P 8	HGBL300DB	P 5	HGRKTD9DXX10	P 4
HGBGAR1726	P 8	HGBL30DA	P 5	HGRKTD9DXX10	P 4
HGBGAR1826	P 8	HGBL30DB	P 5	HGRKTD9DXX10	P 4
HGBGAR1926	P 8	HGBL30SA	P 5	HGRKTD9DXX10	P 4
HGBGAR2026	P 8	HGBL350DB	P 5	HGRKTD9DXX10	P 4
HGBGAR2126	P 8	HGBL40DB	P 5	HGRKTD9DXX10	P 4
HGBGAR2226	P 8	HGBL500DB	P 5	HGRKTD9DXX10	P 4
HGBGAR8629	P 8	HGBL600DB	P 5	HGRKTD9DXX10	P 4
HGBGP1526G1	P 8	HGBL750DB	P 5	HGRKTD9DXX10	P 4
HGBGRF4C3	P 8	HGBSETH	P 10	HGRKTD9DXX10	P 4
HGBGXP1828RF	P 8	HGBTEBCBRK110	P 3, P 10	HGRKTD9DXX10	P 4
HGBHF12	P 9	HGBTEBCBRKR	P 10	HGRKTD9DXX10	P 4
HGBHF14	P 9	HGBTEBCBRKW10	P 10	HGRKTD9DXX10	P 4
HGBHF18	P 9	HGBVRBKT	P 10	HGRKTD9DXX10	P 4
HGBHF24	P 9	HGRKTD144DA	P 4	HGRKTD9DXX10	P 4
HGBHF30	P 9	HGRKTD144DB	P 3	HGRKTD9DXX10	P 4
HGBHF7	P 9	HGRKTD30DN	P 4	HGRKTD9DXX10	P 4
HGBHF9	P 9	HGRKTD30KS25	P 4	HGRKTD9DXX10	P 4
HGBL01D	P 5	HGRKTD30S	P 4	HGRKTD9DXX10	P 4
HGBL01DA	P 5	HGRKTD45C46	0 6	HGRKTD9DXX10	P 4
HGBL01DB	P 5	HGRKTD45DF	P 4	HGRKTD9DXX10	P 4
HGBL01S	P 5	HGRKTD45DFXX	P 4	HGRKTD9DXX10	P 4

Catalog No.	Page	Catalog No.	Page	Catalog No.	Page
H1640EE	R 4	HJS6PK	B 4	HLCD12	M 4
H1645AA	R 4	HJS6R	B 4	HLCD18	M 4
H1645AE	R 4	HJS6R24	B 4	HLCDS	M 4
H1645EE	R 4	HJS6W	B 4	HLCF	M 4
H164XGY	R 7	HJS6W24	B 4	HLCG	M 3
H1650AA	R 4	HJS6Y	B 4	HLCMK	M 4
H1650AE	R 4	HJS6Y24	B 4	HLECPK2	M 4
H1650EE	R 4	HJU6AB	A 4, B 3	HLEK23	M 4
H16C	R 3	HJU6AB24	A 4, B 3	HLEK46	M 4
H16P	R 4	HJU6ABK	A 4, B 3	HLF0690B	M 3
H1C	R 3	HJU6ABK24	A 4, B 3	HLF0690G	M 3
H1CH	R 4	HJU6ABN	A 4, B 3	HLF1290B	M 3
H1CP41ZG	R 9, N 14	HJU6ABN24	A 4, B 3	HLF1290G	M 3
H1CPSS	R 9, N 14	HJU6AEI	A 4, B 3	HLF1890B	M 3
H1DRUBCKIT	R 7, N 13	HJU6AEI24	A 4, B 3	HLF1890G	M 3
H1PC6100	R 4	HJU6AGL	A 4, B 3	HLF2490B	M 3
H1S6A	R 3	HJU6AGL24	A 4, B 3	HLF2490G	M 3
H1SF11	R 6	HJU6AGN	A 4, B 3	HLH14B	M 4
H1SF12	R 6	HJU6AGN24	A 4, B 3	HLH14G	M 4
H1SF22	R 6	HJU6AGY	A 4, B 3, C 10	HLI0690B	M 3
H1SF24	R 6	HJU6AGY24	A 4, B 3	HLI0690G	M 3
H1WPO5GY	R 6	HJU6AOR	A 4, B 3	HLI1290B	M 3
H1WPP75GY	R 6	HJU6AOR24	A 4, B 3	HLI1290G	M 3
HJS6	B 4, C 10	HJU6AOW	A 4, B 3	HLI1890B	M 3
HJS624	B 4, C 10	HJU6AOW24	A 4, B 3	HLI1890G	M 3
HJS6A	B 4, A 5, C 10	HJU6AP	A 4, B 3	HLI2490B	M 3
HJS6A24	B 4, A 5, C 10	HJU6AP24	A 4, B 3	HLI2490G	M 3
HJS6AB	B 4, A 5	HJU6APK	A 4, B 3	H1J6C	B 15, V 12
HJS6AB24	B 4, A 5	HJU6APK24	A 4, B 3	H1J6CA	B 15, V 12
HJS6ABK	B 4, A 5	HJU6AR	A 4, B 3	H1J6CP2	B 15, V 12
HJS6ABK24	B 4, A 5	HJU6AR24	A 4, B 3	H1J6CP4	B 15, V 12
HJS6AEI	B 4, A 5	HJU6AW	A 4, B 3	H1JB	M 4
HJS6AEI24	B 4, A 5	HJU6AY	A 4, B 3	H1MPK19	M 4
HJS6AGN	B 4, A 5	HJU6AY24	A 4, B 3	H1MPK19D	M 4
HJS6AGN24	B 4, A 5	HJU6B	B 3	H1O0690B	M 3
HJS6AGY	B 4, A 5	HJU6B24	B 3	H1O0690G	M 3
HJS6AGY24	B 4, A 5	HJU6BK	B 3	H1O1290B	M 3
HJS6AOR	B 4, A 5	HJU6BK24	B 3	H1O1290G	M 3
HJS6AOR24	B 4, A 5	HJU6BN	B 3	H1O1890B	M 3
HJS6AOW	B 4, A 5	HJU6BN24	B 3	H1O1890G	M 3
HJS6AOW24	B 4, A 5	HJU6EI	B 3	H1O2490B	M 3
HJS6AP	B 4, A 5	HJU6EI24	B 3	H1O2490G	M 3
HJS6AP24	B 4, A 5	HJU6GL	B 3	H1P06B	M 4
HJS6APK	B 4, A 5	HJU6GL24	B 3	H1P06G	M 4
HJS6AR	B 4, A 5	HJU6GN	B 3	H1P08B	M 4
HJS6AR24	B 4, A 5	HJU6GN24	B 3	H1P08G	M 4
HJS6AW	B 4, A 5	HJU6GY	B 3	H1P10B	M 4
HJS6AW24	B 4, A 5	HJU6GY24	B 3	H1P10G	M 4
HJS6AY	B 4, A 5	HJU6OR	B 3	H1Q24	N 5
HJS6AY24	B 4, A 5	HJU6OR24	B 3	H1Q2432	N 5
HJS6B	B 4	HJU6OW	B 3	H1Q2432M	N 5
HJS6B24	B 4	HJU6OW24	B 3	H1Q24M	N 5
HJS6BK	B 4	HJU6P	B 3	H1Q32CK	N 5
HJS6BK24	B 4	HJU6P24	B 3	H1Q32DRK	N 5
HJS6EI	B 4	HJU6PK	B 3	H1Q36	N 5
HJS6EI24	B 4	HJU6PK24	B 3	H1Q3632	N 5
HJS6GN	B 4	HJU6R	B 3	H1Q3632M	N 5
HJS6GN24	B 4	HJU6R24	B 3	H1Q36M	N 5
HJS6GY	B 4	HJU6W	B 3	H1Q48	N 5
HJS6GY24	B 4	HJU6W24	B 3	H1Q4832	N 5
HJS6OR	B 4	HJU6Y	B 3, C 10	H1Q4832M	N 5
HJS6OR24	B 4	HLBSK	M 4	H1Q48M	N 5
HJS6OW	B 4	HLCB	M 3	H1QFF	N 5
HJS6OW24	B 4	HLCD06	M 4	H1QFK	N 5
HJS6P	B 4			H1RF	M 4
HJS6P24	B 4			H1S0606B	M 3

Index

Catalog No.	Page	Catalog No.	Page	Catalog No.	Page
HLS0606G	M 3	HP696	C 5	HRCBMNT1	T 26
HLS0612B	M 3	HPD8	C 8, F 4	HRCBTHRD	T 26
HLS0612G	M 3	HPJ1289	C 4, C 8	HRRP	K 6
HLS0618B	M 3	HPJ24	C 4, C 8	HRRP3	K 6
HLS0618G	M 3	HPJ24A	C 4, C 8	HRRPW	K 6
HLS0624B	M 3	HPJ24W	C 4, C 8	HRWB25BE075	T 26
HLS0624G	M 3	HPJ48	C 4, C 8	HRWB25BLK	T 26
HLS1006B	M 3	HPJ48A	C 4, C 8	HRWB25BLKRC	T 26
HLS1006G	M 3	HPJ48W	C 4, C 8	HRWB25WHT	T 26
HLS1012B	M 3	HPJ6A24	A 4, C 4	HRWB25WHTRC	T 26
HLS1012G	M 3	HPJ6A24A	A 4, C 4	HS13	L 6
HLS1018B	M 3	HPJ6A48	A 4, C 4	HS13C	L 6
HLS1018G	M 3	HPJ6A48A	A 4, C 4	HSIC	L 6
HLS1024B	M 3	HPJ6M	C 8	HS23	L 6
HLS1024G	M 3	HPJ72	C 4, C 8	HS23C	L 6
HLSSK	M 4	HPJLBL4800	C 4, C 8	HS2C	L 6
HLTK	M 4	HPJS24	C 8, A 5	HSB12BK	B 13, V 9
HLTSB06B	M 4	HPJS24A	C 8, A 5	HSB12EI	B 13, V 9
HLTSB06G	M 4	HPJS48	C 8, A 5	HSB12GY	B 13, V 9
HLTSB12B	M 4	HPLBL4800	C 5, C 6	HSB12OW	B 13, V 9
HLTSB12G	M 4	HPRCMB	C 5, C 4, C 8, C 6	HSB12W	B 13, V 9
HLTSB18B	M 4	HPSC12	C 5, C 6	HSB1BK	S 15, B 13, V 9
HLTSB18G	M 4	HPW48RR19	K 3	HSB1BKP	B 13, V 9
HLTSB24B	M 4	HPW66B16	C 14	HSB1EI	S 15, B 13, V 9
HLTSB24G	M 4	HPW66B350	C 14	HSB1EIP	B 13, V 9
HLVWBK	M 4	HPW66B36	C 14	HSB1GY	S 15, B 13, V 9
HLWRK	M 4	HPW66B425	C 14	HSB1GYP	B 13, V 9
HLX0612	M 4	HPW66BB	C 14	HSB1OW	S 15, B 13, V 9
HLX0612G	M 4	HPW66BCVR	C 14	HSB1OWP	B 13, V 9
HLX1518	M 4	HPW66M125	C 14	HSB1W	S 15, B 13, V 9
HLX1518G	M 4	HPW66M150	C 14	HSB1WP	B 13, V 9
HLX24	M 4	HPW66M150C5	C 14	HSB2BK	S 15, B 13, V 9
HLX24G	M 4	HPW66MCVR	C 14	HSB2BKP	B 13, V 9
HM12C	L 4	HPW66RR19	K 3	HSB2EI	S 15, B 13, V 9
HM14	L 4	HPW66SPLA	C 14	HSB2EIP	B 13, V 9
HM14C	L 4	HPW66SPLB	C 14	HSB2GY	S 15, B 13, V 9
HM177C	L 4	HPW84RR19	K 3	HSB2GYP	B 13, V 9
HM17C	L 4	HPW84RR19D	K 4	HSB2OW	S 15, B 13, V 9
HM1C	L 4	HPW84RR23	K 3	HSB2OWP	B 13, V 9
HM22C	L 4	HPW89B	C 14	HSB2W	S 15, B 13, V 9
HM24	L 4	HPW89D	C 14	HSB2WP	B 13, V 9
HM24C	L 4	HPW90RR19	K 3	HSB4BK	B 13, V 9
HM277C	L 4	HPW96RR19	K 3	HSB4EI	B 13, V 9
HM27C	L 4	HPWCVFBK120	L 8	HSB4GY	B 13, V 9
HM2C	L 4	HPWCVFBK8	L 8	HSB4OW	B 13, V 9
HM34	L 4	HPWCVFB8	L 8	HSB4W	B 13, V 9
HM34C	L 4	HPWCVFRD8	L 8	HSB6BK	B 13, V 9
HM377C	L 4	HPWCVFYL8	L 8	HSB6EI	B 13, V 9
HM37C	L 4	HPWRRRA	K 6	HSB6GY	B 13, V 9
HM3C	L 4	HPWWMR24	K 7	HSB6OW	B 13, V 9
HM44C	L 4	HPWWMR36	K 7	HSB6W	B 13, V 9
HM477C	L 4	HPWWMR48	K 7	HSC11P	K 6, O 6, N 12
HM47C	L 4	HQKSD24	N 13	HSE22	K 5
HM4C	L 4	HQKSD36	N 13	HSE46	L 7
HMRBBK	V 10, B 12	HQKSD48	N 13	HSE712	L 7
HMRBGY	V 10, B 12	HQKWD24	N 13	HSQ24	N 6
HP5E12	C 6	HQKWD36	N 13	HSQ2426	N 6
HP5E24A	C 6	HQKWD48	N 13	HSQ2436	N 6
HP5E48A	C 6	HRCB12FAN	T 26	HSQ24S	N 6
HP612	C 5	HRCB12HCFK	T 26	HSQ24S26	N 6
HP624	A 6, C 5	HRCB12PWHT	T 26	HSQ24S36	N 6
HP624A	A 6, C 5	HRCB12WHT	T 26	HSQ36	N 6
HP624W	A 6, C 5	HRCB22FAN	T 26	HSQ3626	N 6
HP648	A 6, C 5	HRCB22HCFK	T 26	HSQ3636	N 6
HP648A	A 6, C 5	HRCB22PWHT	T 26	HSQ36S	N 6
HP648W	A 6, C 5	HRCB22WHT	T 26	HSQ36S26	N 6

Index

Catalog No.	Page	Catalog No.	Page	Catalog No.	Page
HSQ36S36	N 6	HXJ60W	A 6, B 5	IFP13BK	V 3, B 7
HSQ48	N 6	HXJ60W24	A 6, B 5	IFP13EI	V 3, U 46, B 7
HSQ4826	N 6	HXJ6P24	A 6, B 5	IFP13GY	V 3, U 46, B 7
HSQ4836	N 6	HXJ6R	A 6, B 5	IFP13OW	V 3, B 7, U 64
HSQ48S	N 6	HXJ6R24	A 6, B 5	IFP13W	V 3, B 7
HSQ48S26	N 6	HXJ6W	A 6, B 5	IFP14BK	V 3, B 7
HSQ48S36	N 6	HXJ6W24	A 6, B 5	IFP14EI	V 3, U 46, B 7
HSQKMB20	N 13	HXJ6Y	A 6, B 5	IFP14GY	V 3, U 46, B 7
HSQKMB26	N 13	HXJ6Y24	A 6, B 5	IFP14OW	V 3, B 7, U 64
HSQKMB36	N 13	HXJDC25	B 6	IFP14W	V 3, B 7
HVFBK5600	L 8	HXJUB	B 5	IFP16BK	V 3, B 7
HVFBK575	L 8	HXJUBK	B 5	IFP16EI	V 3, U 46, B 7
HVFBK575S	L 8	HXJUJ	B 5, C 10	IFP16GY	V 3, U 46, B 7
HVFBK5875	L 8	HXJUGN	B 5	IFP16OW	V 3, B 7, U 64
HWAPLGY	F 7, V 5	HXJUGY	B 5	IFP16W	V 3, B 7
HWAPLOW	F 7, V 5	HXJUOR	B 5	IFP18OW	U 46, B 10, V 11, U 65, U 64
HWAPLW	F 7, V 5	HXJUOW	B 5	IFP212BK	V 3, B 7
HWK12M6	N 13	HXJUR	B 5	IFP212EI	V 3, B 7
HWK241224	N 13	HXJUW	B 5	IFP212GY	V 3, B 7
HWK361224	N 13	HXJUJY	B 5	IFP212OW	V 3, B 7, U 64
HWK481224	N 13	HYG14B2TC2C2C	P 7	IFP212W	V 3, B 7
HWK6M6	N 13	HYG14B2TC2C6C	P 7	IFP26BK	V 3, B 7
HWK9M6	N 13	HYG14BTC28	P 7	IFP26EI	V 3, B 7
HWKF120	N 11	HYGHA02	P 7	IFP26GY	V 3, B 7
HWKF230	N 11	HYGHA25	P 7	IFP26OW	V 3, B 7, U 64
HWKFF	N 11	HYGHA26	P 7	IFP26W	V 3, B 7
HWKGT	N 12	HYGHA27	P 7	IFP29BK	V 3, B 7
HWM2KBK10	F 7, V 5	HYGIBS338	P 7	IFP29EI	V 3, B 7
HWM2KGY10	F 7, V 5	HYGIBS400	P 7	IFP29GY	V 3, B 7
HWM2KI10	F 7, V 5	HYGIBS462	P 7	IFP29OW	U 65, V 3, B 7, U 64
HWM2KW10	F 7, V 5	HYGIBS550	P 7	IFP29W	V 3, B 7
HXJ5EB	B 5, C 10	HYGIBW338	P 7	IGN100	B 6
HXJ5EB24	B 5	HYGIBW400	P 7	IGN100C	B 6
HXJ5EBK	B 5	HYGIBW462	P 7	IGN100T	B 6
HXJ5EBK24	B 5	HYGIBW550	P 7	IGY100	B 6
HXJ5EEI	B 5	IB100	B 6	IGY100C	B 6
HXJ5EEI24	B 5	IB100C	B 6	IGY100T	B 6
HXJ5EGL24	B 5	IB100T	B 6	IM11A15BK	F 8, V 6
HXJ5EGN	B 5	IBK100	B 6	IM11A15EI	V 6, F 8, U 47
HXJ5EGN24	B 5	IBK100C	B 6	IM11A15GY	V 6, F 8, U 47
HXJ5EGY	B 5	IBK100T	B 6	IM11A15OW	F 8, V 6
HXJ5EGY24	B 5	IBN100	B 6	IM11A15W	F 8, V 6
HXJ5EOR	B 5	IBN100C	B 6	IM1K1BK	F 8, V 6
HXJ5EOR24	B 5	IBN100T	B 6	IM1K1EI	V 6, F 8, U 47
HXJ5EOW	B 5	ICKSS	L 4, L 6	IM1K1GY	V 6, F 8, U 47
HXJ5EOW24	B 5	ICKSS6	L 4	IM1K1OW	F 8, V 6
HXJ5EP24	B 5	ICKSS9	L 4	IM1KIW	F 8, V 6
HXJ5ER	B 5	IDF24	N 3	IM1KA15BK	F 8, V 6
HXJ5ER24	B 5	IDF32	N 3	IM1KA15EI	V 6, F 8, U 47
HXJ5EW	B 5	IDF42	N 3	IM1KA15GY	V 6, F 8, U 47
HXJ5EW24	B 5	IE1100	B 6	IM1KA15OW	F 8, V 6
HXJ5EY	B 5	IE1100C	B 6	IM1KA15W	F 8, V 6
HXJ5EY24	B 5	IE1100T	B 6	IMISCA15BK	F 8, V 6
HXJ6B	A 6, B 5	IFP11BK	V 3, B 7	IMISCA15EI	V 6, F 8, U 47
HXJ6B24	A 6, B 5	IFP11EI	V 3, B 7	IMISCA15GY	V 6, F 8, U 47
HXJ6BK	A 6, B 5	IFP11GY	V 3, B 7	IMISCA15OW	F 8, V 6
HXJ6BK24	A 6, B 5	IFP11OW	V 3, B 7	IMISCA15W	F 8, V 6
HXJ6EI	A 6, B 5	IFP11W	V 3, B 7	IM2IA15BK	F 8, V 6
HXJ6EI24	A 6, B 5	IFP126GY	U 46, V 7, B 9	IM2IA15EI	V 6, F 8, U 47
HXJ6GI24	A 6, B 5	IFP126OW	U 46, B 9, V 7, U 65, U 64	IM2IA15GY	V 6, F 8, U 47
HXJ6GN	A 6, B 5, C 10	IFP126W	V 7, B 9	IM2IA15OW	F 8, V 6
HXJ6GN24	A 6, B 5	IFP12BK	V 3, B 7	IM2IA15W	F 8, V 6
HXJ6GY	A 6, B 5	IFP12EI	V 3, U 46, B 7	IM2K1BK	F 8, V 6
HXJ6GY24	A 6, B 5	IFP12GY	V 3, U 46, B 7	IM2K1EI	V 6, F 8, U 47
HXJ6OR	A 6, B 5	IFP12OW	U 65, V 3, B 7, U 64	IM2K1GY	V 6, F 8, U 47
HXJ6OR24	A 6, B 5	IFP12W	V 3, B 7	IM2KIOW	F 8, V 6

Index

Catalog No.	Page	Catalog No.	Page	Catalog No.	Page
IM2KIW	F 8, V 6	IMFPID3BK	F 7, V 5	ISF3GY	U 46
IM2KA15BK	F 8, V 6	IMFPID3EI	F 7, V 5	ISF3OW	U 64
IM2KA15EI	V 6, F 8, U 47	IMFPID3GY	F 7, V 5	ISF4EI	U 46
IM2KA15GY	V 6, F 8, U 47	IMFPID3OW	F 7, V 5	ISF4GY	U 46
IM2KA15OW	F 8, V 6	IMFPID3W	F 7, V 5	ISF4OW	U 64
IM2KA15W	F 8, V 6	IMFP2BK	V 7, F 7, B 9, V 5	ISF6EI	U 46
IM2SCA2BK	F 8, V 6	IMFP2D2BK	F 7, V 5	ISF6GY	U 46
IM2SCA2EI	V 6, F 8, U 47	IMFP2D2EI	F 7, V 5	ISF6OW	U 64
IM2SCA2GY	V 6, F 8, U 47	IMFP2D2GY	F 7, V 5	ISFB15BK	F 8
IM2SCA2OW	F 8, V 6	IMFP2D2OW	F 7, V 5	ISFB15EI	F 8
IM2SCA2W	F 8, V 6	IMFP2D2W	F 7, V 5	ISFB15GY	F 8
IMB05BK	F 8, V 6	IMFP2EI	V 7, F 7, B 9, V 5	ISFB15OW	F 8
IMB05EI	V 6, F 8, U 47	IMFP2GY	V 7, F 7, B 9, V 5	ISFB15W	F 8
IMB05GY	V 6, F 8, U 47	IMFP2OW	V 7, F 7, B 9, V 5	ISFB215BK	F 8
IMB05OW	F 8, V 6	IMFP2W	V 7, F 7, B 9, V 5	ISFB215EI	F 8
IMB05W	F 8, V 6	IMSS1	F 7, V 5, B 8	ISFB215GY	F 8
IMB15BK	F 8, V 6	IMSS2	F 7, V 5, B 8	ISFB215OW	F 8
IMB15EI	V 6, F 8, U 47	IMSS3	F 7, V 5, B 8	ISFB215W	F 8
IMB15GY	V 6, F 8, U 47	IMSS4	F 7, V 5, B 8	ISFBRI5BK	F 8
IMB15OW	F 8, V 6	IMU11015BK	F 4	ISFBRI5EI	F 8
IMB15W	F 8, V 6	IMU11015EI	F 4	ISFBRI5GY	F 8
IMB1BK	F 8, V 6	IMU11015GY	F 4	ISFBRI5OW	F 8
IMB1EI	F 8, V 6	IMU11015OW	F 4	ISFBRI5W	F 8
IMB1GY	V 6, F 8, U 47	IMU11015W	F 4	ISFHDSBK	F 4
IMB1OW	F 8, V 6	IOR100	B 6	ISFHDR5BK	F 4
IMB1W	F 8, V 6	IOR100C	B 6	ISFHDT421BK	F 4
IMBDS1BK	F 8, V 6	IOR100T	B 6	ISFHDT431BK	F 4
IMBDS1EI	F 8, V 6	IP100	B 6	ISFHDT5BK	F 4
IMBDS1GY	F 8, V 6	IP100C	B 6	IW100	B 6
IMBDS1OW	F 8, V 6	IP100T	B 6	IW100C	B 6
IMBDS1W	F 8, V 6	IR100	B 6	IW100T	B 6
IMBDSA15BK	F 8, V 6	IR100C	B 6	IY100	B 6
IMBDSA15EI	F 8, V 6	IR100T	B 6	IY100C	B 6
IMBDSA15GY	F 8, V 6	IR211AFK	N 9	IY100T	B 6
IMBDSA15OW	F 8, V 6	IR221APG	N 9	KEY333	N 15
IMBDSA15W	F 8, V 6	IR221PG	N 7	KPI	U 64
IMF1BK	F 7, V 5	IR221PS	N 7	KPI4	U 64
IMF1EI	U 47, F 7, V 5	IR221UG	N 7	KPI4BK	U 64
IMF1GY	U 47, F 7, V 5	IR222APG	N 9	KPI4GY	U 46
IMF1OW	U 65, F 7, U 64, V 5	IR222PG	N 8	KPI4W	U 64
IMF1W	T 26, F 7, V 5	IR3216APG	N 9	KPIBK	U 64
IMF2BK	F 7, V 5	IR321APG	N 9	KPIGY	U 46
IMF2EI	U 47, F 7, V 5	IR321PG	N 7	KPIW	U 64
IMF2GY	U 47, F 7, V 5	IR321PS	N 7	KP2	U 64
IMF2OW	U 65, F 7, U 64, V 5	IR321UG	N 7	KP212	U 64
IMF2W	F 7, V 5	IR322APG	N 9	KP212BK	U 64
IMF3BK	F 7, V 5	IR322PG	N 8	KP212GY	U 46
IMF3EI	F 7, V 5	IR4216APG	N 9	KP212W	U 64
IMF3GY	F 7, V 5	IR421APG	N 9	KP2140	U 64
IMF3OW	F 7, V 5	IR421PG	N 7	KP2140BK	U 64
IMF3W	F 7, V 5	IR421PS	N 7	KP2140GY	U 46
IMF4BK	F 7, V 5	IR421UG	N 7	KP2140W	U 64
IMF4EI	F 7, V 5	IR422PG	N 8	KP2162	U 64
IMF4GY	F 7, V 5	IRAC1	N 10	KP2162BK	U 64
IMF4OW	F 7, V 5	IRAC2	N 10	KP2162GY	U 46
IMF4W	F 7, V 5	IRAC3	N 10	KP2162W	U 64
IMFPID1BK	F 7, V 5	IRFI224	N 10	KP2163	U 64
IMFPID1EI	F 7, V 5	IRFI812	N 10	KP2163BK	U 64
IMFPID1GY	F 7, V 5	IRH250	N 11	KP2163GY	U 46
IMFPID1OW	F 7, V 5	IRH400	N 11	KP2163W	U 64
IMFPID1W	F 7, V 5	IRPKSG	N 7	KP24	U 64
IMFPID2BK	F 7, V 5	IRPKSS	N 7	KP24BK	U 64
IMFPID2EI	F 7, V 5	ISF2EI	U 46	KP24W	U 64
IMFPID2GY	F 7, V 5	ISF2GY	U 46	KP26	U 64
IMFPID2OW	F 7, V 5	ISF2OW	U 64	KP262	U 64
IMFPID2W	F 7, V 5	ISF3EI	U 46	KP262BK	U 64

Index

Catalog No.	Page	Catalog No.	Page	Catalog No.	Page
KP262W	U 64	NS613W	S 12, V 7, B 9	NSAV62M	T 26, N 16, S 3
KP26BK	U 64	NS614BK	S 12, V 7, T 46, B 9	NSAV6BW	S 3
KP26GY	U 46	NS614GY	S 12, V 7, B 9	NSAV6C	T 26, N 16, S 3
KP26W	U 64	NS614I	V 7, S 12	NSAV6NW	S 3
KP2BK	U 64	NS614LA	V 7, S 12	NSC6B01	S 11
KP2W	U 64	NS614W	S 12, V 7, B 9	NSC6B03	S 11
KP7	U 64	NS616BK	S 12, V 7, T 46, B 9	NSC6B05	S 11
KP720	U 64	NS616GY	S 12, V 7, B 9	NSC6B07	S 11
KP720BK	U 64	NS616I	V 7, S 12	NSC6B10	S 11
KP720GY	U 46	NS616LA	V 7, S 12	NSC6B15	S 11
KP720W	U 64	NS616W	S 12, V 7, B 9	NSC6BK01	S 11
KP7BK	U 64	NS620BK	S 12, V 7, T 46, B 9	NSC6BK03	S 11
KP7GY	U 46	NS620GY	S 12, V 7, B 9	NSC6BK05	S 11
KP7W	U 64	NS620I	S 12, V 7, B 9	NSC6BK07	S 11
KP8	U 65, U 64	NS620LA	S 12, V 7, B 9	NSC6BK10	S 11
KP8Z	U 65, U 64	NS620W	S 12, V 7, B 9	NSC6BK15	S 11
KP8ZBK	U 64	NS722I	V 8, S 15	NSC6GN01	S 11
KP8ZW	U 64	NS722W	V 8, S 15	NSC6GN03	S 11
KP8BK	U 64	NS726SS	V 8, S 15	NSC6GN05	S 11
KP8GY	U 46	NS730	S 14	NSC6GN07	S 11
KP8W	U 64	NS730I	S 14	NSC6GN10	S 11
KPIMBZBK	U 64	NS730LA	S 14	NSC6GN15	S 11
KPIMBZGY	U 46, F 7, V 5	NS730W	S 14	NSC6GY01	S 11
KPIMBZOW	F 7, U 64, V 5	NS735W	S 14	NSC6GY03	S 11
KPIMBZW	U 64	NS745W	S 14	NSC6GY05	S 11
KPORTGY	U 46	NS747I	S 14	NSC6GY07	S 11
KPORTOW	U 64	NS747LA	S 14	NSC6GY10	S 11
KPPANGY	U 46	NS747W	S 14	NSC6GY15	S 11
KPPANOW	U 64	NS748I	S 14	NSC6OR01	S 11
MCCBP175	K 6, O 6	NS748LA	S 14	NSC6OR03	S 11
MCCBP350	K 6, O 6	NS748W	S 14	NSC6OR05	S 11
MCCBP700	K 6, O 6	NS750I	S 14	NSC6OR07	S 11
MCCCS19	K 6, O 6, N 12	NS750LA	S 14	NSC6OR10	S 11
MCCCS19P	K 6, O 6, N 12	NS750W	S 14	NSC6OR15	S 11
MCCCS19	K 6, O 6	NS751W	S 14	NSC6P01	S 11
MCCCS19HD	K 6, O 6	NS770	S 13	NSC6P03	S 11
MCCPSHLF	O 6, N 12	NS770BK	S 13	NSC6P05	S 11
MCCPS19	O 5	NS770GY	S 13	NSC6P07	S 11
NP26W	T 26	NS770I	S 13	NSC6P10	S 11
NPS262I	V 7, B 9	NS770LA	S 13	NSC6P15	S 11
NPS262LA	V 7, B 9	NS770W	S 13	NSC6R01	S 11
NPS262W	V 7, B 9	NS780LA	S 13	NSC6R03	S 11
NPS263I	V 7, B 9	NS780W	S 13	NSC6R05	S 11
NPS263LA	V 7, B 9	NS783LA	S 13	NSC6R07	S 11
NPS263W	V 7, B 9	NS783W	S 13	NSC6R10	S 11
NPS264I	V 7, B 9	NS785	S 13	NSC6R15	S 11
NPS264LA	V 7, B 9	NS785BK	S 13	NSC6W01	S 11
NPS264W	V 7, B 9	NS785GY	S 13	NSC6W03	S 11
NPS26I	V 7, B 9	NS785LA	S 13	NSC6W05	S 11
NPS26LA	V 7, B 9	NS785W	S 13	NSC6W07	S 11
NPS26W	V 7, B 9	NS801BK	F 5, S 4	NSC6W10	S 11
NS61I	B 9	NS801GY	F 5, S 4	NSC6W15	S 11
NS611BK	S 12, V 7, B 9	NS801I	F 5, S 4	NSF70BK	S 9
NS611GY	S 12, V 7, B 9	NS801LA	F 5, S 4	NSF70GY	S 9
NS611I	S 12, V 7, B 9	NS801W	T 26, F 5, S 4	NSF70I	S 9
NS611LA	V 7, S 12	NS802BK	F 5, S 4	NSF70LA	S 9
NS611W	S 12, V 7, B 9	NS802GY	F 5, S 4	NSF70W	T 26, S 9
NS612BK	S 12, V 7, T 46, B 9	NS802I	F 5, S 4	NSJ5EB	S 10
NS612GY	S 12, V 7, B 9	NS802LA	F 5, S 4	NSJ5EB24	S 10
NS612I	V 7, S 12	NS802W	T 26, F 5, S 4	NSJ5EBK	S 10
NS612LA	V 7, S 12	NSAV124M	T 26, N 16, S 3	NSJ5EBK24	S 10
NS612W	S 12, V 7, B 9	NSAV12C	T 26, N 16, S 3	NSJ5EGN	S 10
NS613BK	S 12, V 7, B 9	NSAVII	B 7, V 5, S 3	NSJ5EGN24	S 10
NS613GY	S 12, V 7, B 9	NSAVIW	B 7, V 5, S 3	NSJ5EGY	S 10
NS613I	V 7, S 12	NSAV2I	B 7, V 5, S 3	NSJ5EGY24	S 10
NS613LA	V 7, S 12	NSAV2W	B 7, V 5	NSJ5EI	S 10

Index

Catalog No.	Page	Catalog No.	Page	Catalog No.	Page
NSJ5E1Z4	S 10	NSOBXP4ZD	S 6	OCLCQ50	G 5
NSJ5ELA	S 10	NSODK6	S 7	OCLCQ50G	G 5
NSJ5ELA24	S 10	NSODM8	S 7	OCLCQ50G4	G 5, A 7
NSJ5EOR	S 10	NSODM8CG	S 7	OCLCQ50G4C	G 6
NSJ5EOR24	S 10	NSOFSB	S 9, N 13	OCLCQ50G4CVI	G 6
NSJ5ER	S 10	NSOKP	T 26	OCLCQ50G4VI	G 5, A 7
NSJ5ER24	S 10	NSOKPS	T 26, S 9, S 3	OCLCQ62	G 5
NSJ5EW	S 10	NSOKPTR	S 9, S 3	OCLCQG3H4	G 9
NSJ5EW24	S 10	NSOMTM12	S 7	OCLCQG4H4	G 9
NSJ5EY	S 10	NSOPTM8	S 7	OCLCQG4H4VI	G 9
NSJ5EY24	S 10	NSOTVDM6	S 7	OCLCQSM	G 5
NSJ6B	S 10	NSOTVM6	S 7	OCLCQSMH4	G 9
NSJ6B24	S 10	NSOVM4	S 8	OCLCSM	G 5
NSJ6BK	S 10	NSOVM42G	S 8	OCRJ50G	G 6
NSJ6BK24	S 10	NSOVM6	S 8	OCSC50G	G 6
NSJ6GN	S 10	NSOVM62G	S 8	OCSC50G4	G 6
NSJ6GN24	S 10	NSOVM8	S 8	OCSCA1X16P3	G 8, G 20
NSJ6GY	S 10	NSOVM82G	S 8	OCSCA1X2P2	G 8
NSJ6GY24	S 10	NSPTBK	V 3, B 7	OCSCA1X4P2	G 8, G 20
NSJ6I	S 10	NSPT1GY	V 3, B 7	OCSCA2X8P3	G 8
NSJ6I24	S 10	NSP11I	V 3, B 7	OCSOCSM	G 6
NSJ6LA	S 10	NSP11A	V 3, B 7	OCSNM34	G 7, A 7
NSJ6LA24	S 10	NSP11W	V 3, B 7	OCSNSM	G 7, A 7
NSJ6OR	S 10	NSP12BK	V 3, B 7	OCSPLCD12M4	G 8
NSJ6OR24	S 10	NSP12GY	V 3, B 7	OCSPLCD12S2	G 8
NSJ6R	S 10	NSP12I	V 3, B 7	OCSPLCD6M4	G 8
NSJ6R24	S 10	NSP12LA	V 3, B 7	OCSPLCD6S2	G 8
NSJ6W	T 26, S 10	NSP12W	V 3, B 7	OCSPLCDA12S2	G 8
NSJ6W24	S 10	NSP13BK	V 3, B 7	OCSPLCDA6S2	G 8
NSJ6Y	S 10	NSP13GY	V 3, B 7	OCSPLCQ24M4	G 8
NSJ6Y24	S 10	NSP13I	V 3, B 7	OCSPLCQ24S2	G 8
NSJU6AB	S 10	NSP13LA	V 3, B 7	OCSPSCA6S2	G 8, G 20
NSJU6AB24	S 10	NSP13W	V 3, B 7	OCSPSCD12M4	G 8
NSJU6ABK	S 10	NSP14BK	V 3, B 7	OCSPSCD12S2	G 8
NSJU6ABK24	S 10	NSP14GY	V 3, B 7	OCSPSCD6M4	G 8
NSJU6AGN	S 10	NSP14I	V 3, B 7	OCSPSCD6S2	G 8
NSJU6AGN24	S 10	NSP14LA	V 3, B 7	OCSPSCDA12S2	G 8, G 20
NSJU6AGY	S 10	NSP14W	T 26, V 3, B 7	OCSTSM	G 6
NSJU6AGY24	S 10	NSP16BK	V 3, B 7	OFBOKT12	G 17
NSJU6AI	S 10	NSP16GY	V 3, B 7	OFBOKT6	G 17
NSJU6ALA	S 10	NSP16I	V 3, B 7	OFCLEANER30Z	G 19
NSJU6AOR	S 10	NSP16LA	V 3, B 7	OFCLEANKT1	G 19
NSJU6AR	S 10	NSP16W	V 3, B 7	OFCLEANKT2	G 19
NSJU6AW	S 10	NSPJ24	S 10	OFCLICK600MPO	G 19
NSJU6AW24	S 10	NSPJ48	S 10	OFCLICK750LC	G 19
NSJU6AY	S 10	OCCSM34	G 7, A 7	OFCLICK750SC	G 19
NSJUB	S 10	OCCSSM	G 7, A 7	OFCLV3	G 3, G 17
NSJUBK	S 10	OCLC50	G 5	OFCLV5	G 3, G 17
NSJUGN	S 10	OCLC50G	G 5	OFCLV5RB	G 17
NSJUGY	S 10	OCLC50G4	G 5, A 7	OFPPB10	B 14
NSJUI	S 10	OCLC50G4C	G 6	OFPNLIU2SP	J 4
NSJULA	S 10	OCLC50G4CVI	G 6	OFPNLIU3SP	J 4
NSJUOR	S 10	OCLC50G4VI	G 5, A 7	OFPNLIU3SPM	J 4
NSJUR	S 10	OCLC62	G 5	OFPNLIU4H4	J 4
NSJUW	S 10	OCLCD40G8	G 6	OFPNLIU4H4M	J 4
NSJUW	S 10	OCLCD40G8H4	G 9	OFPNLSA1X16P3	G 8, G 20
NSJYM2	S 8	OCLCD40G8H4VI	G 9	OFPNLSA1X32P3	G 8, G 20
NSOBXM2	S 8	OCLCD40G8VI	G 6	OFPNLSA2X16P3	G 8, G 20
NSOBXCLIP	S 9	OCLCD50	G 5	OFPNLSA2X32P3	G 8, G 20
NSOBXP14	S 6	OCLCD50G	G 5	OFPL	B 14
NSOBXP14B	S 6	OCLCD50G4	G 5, A 7	OFPROKT1	G 3, G 17
NSOBXP14D	S 6	OCLCD50G4C	G 6	OFSCOPE1	G 17
NSOBXP28	S 6	OCLCD50G4CVI	G 6	OFSCOPE2	G 17
NSOBXP28B	S 6	OCLCD50G4VI	G 5	OFSCRS	G 17
NSOBXP28D	S 6	OCLCD62	G 5	OFSTIX50LC	G 19
NSOBXP42	S 6	OCLCDSM	G 5	OFSTIX50SC	G 19
NSOBXP42B	S 6				

Index

Catalog No.	Page	Catalog No.	Page	Catalog No.	Page
OFVFLKTI.....	G 3, G 17	PBZCACF.....	U 60	PC6AR03.....	D 4
OFVLCADP.....	G 17	PBZIND2G.....	U 60	PC6AR05.....	D 4
OFWIPES400.....	G 19	PBZSPL10.....	U 60	PC6AR07.....	D 4
OFWIPES90.....	G 19	PBZSPL5.....	U 60	PC6AR10.....	D 4
PO50NGYA.....	R 6	PBZWC.....	U 60	PC6AR15.....	D 4
P075NGYA.....	R 6	PB3BC10.....	U 61	PC6AR20.....	D 4
P13BK.....	V 3, B 7	PB3BC5.....	U 61	PC6AW01.....	D 4
P13GY.....	V 3, B 7	PB3CACF.....	U 61	PC6AW03.....	D 4
P13I.....	V 3, B 7	PB3ECA.....	U 61, U 60	PC6AW05.....	D 4
P13LA.....	V 3, B 7	PB3EE.....	U 61	PC6AW07.....	D 4
P13W.....	V 3, B 7	PB3EEBCA.....	U 61, U 60	PC6AW10.....	D 4
P23BK.....	V 3, B 7	PB3FCIB.....	U 61	PC6AW15.....	D 4
P23GY.....	V 3, B 7	PB3FCIB2G.....	U 61	PC6AW20.....	D 4
P23I.....	V 3, B 7	PB3FCIB3G.....	U 61	PC6AW25.....	D 4
P23LA.....	V 3, B 7	PB3FE.....	U 61	PC6AY01.....	D 4
P23W.....	V 3, B 7	PB3FEBCA.....	U 61, U 60	PC6AY03.....	D 4
P262BK.....	V 7, B 9	PB3IE.....	U 61	PC6AY05.....	D 4
P262GY.....	V 7, B 9	PB3IEBCA.....	U 61, U 60	PC6AY07.....	D 4
P262I.....	V 7, B 9	PB3IND.....	U 61	PC6AY10.....	D 4
P262LA.....	V 7, B 9	PB3IND2G.....	U 61	PC6AY15.....	D 4
P262W.....	V 7, B 9	PB3REDA.....	U 61, U 60	PC6AY20.....	D 4
P263BK.....	V 7, B 9	PB3SC.....	U 61, U 60	PC6AY25.....	D 4
P263GY.....	V 7, B 9	PB3SPCA.....	U 61, U 60	PDB12D.....	U 63, U 56, U 57, U 59
P263LA.....	V 7, B 9	PB3SS.....	U 61, U 60	PDB12LF.....	U 63, U 56, U 57, U 59
P263W.....	V 7, B 9	PB3TCBCA.....	U 61, U 60	PDB12LP.....	U 63, U 56, U 57, U 59
P264BK.....	V 7, B 9	PB3TRBC.....	U 61, U 60	PDB12S.....	U 63, U 56, U 57, U 59
P264GY.....	V 7, B 9	PB3WC.....	U 61	PDB12TGD.....	U 63, U 56, U 57, U 59
P264I.....	V 7, B 9	PC6AB01.....	D 4	PDB12TGLV.....	U 63, U 56, U 57, U 59
P264LA.....	V 7, B 9	PC6AB03.....	D 4	PDB1DIV.....	U 59
P264W.....	V 7, B 9	PC6AB05.....	D 4	PDB2DIV.....	U 59
P265BK.....	V 7, B 9	PC6AB07.....	D 4	PH20A10S.....	Q 5
P265GY.....	V 7, B 9	PC6AB10.....	D 4	PJ13BK.....	V 3, B 7
P265I.....	V 7, B 9	PC6AB15.....	D 4	PJ13GY.....	V 3, B 7
P265LA.....	V 7, B 9	PC6AB20.....	D 4	PJ13I.....	V 3, B 7
P265W.....	V 7, B 9	PC6AB25.....	D 4	PJ13LA.....	V 3, B 7
P266BK.....	V 7, B 9	PC6ABK01.....	D 4	PJ13W.....	V 3, B 7
P266GY.....	V 7, B 9	PC6ABK03.....	D 4	PJ23I.....	V 3, B 7
P266I.....	V 7, B 9	PC6ABK05.....	D 4	PJ23LA.....	V 3, B 7
P266LA.....	V 7, B 9	PC6ABK07.....	D 4	PJ23W.....	V 3, B 7
P266W.....	V 7, B 9	PC6ABK10.....	D 4	PJ262BK.....	V 7, B 9
P26BK.....	V 7, B 9	PC6ABK15.....	D 4	PJ262GY.....	V 7, B 9
P26GY.....	V 7, B 9	PC6ABK20.....	D 4	PJ262I.....	V 7, B 9
P26I.....	V 7, B 9	PC6ABK25.....	D 4	PJ262LA.....	V 7, B 9
P26LA.....	V 7, B 9	PC6AGN01.....	D 4	PJ263BK.....	V 7, B 9
P26W.....	V 7, B 9	PC6AGN03.....	D 4	PJ263GY.....	V 7, B 9
P33I.....	V 3, B 7	PC6AGN05.....	D 4	PJ263I.....	V 7, B 9
P33W.....	V 3, B 7	PC6AGN07.....	D 4	PJ263LA.....	V 7, B 9
P43I.....	V 3, B 7	PC6AGN10.....	D 4	PJ264BK.....	V 7, B 9
P43W.....	V 3, B 7	PC6AGN15.....	D 4	PJ264GY.....	V 7, B 9
P630SIG.....	V 8, B 11	PC6AGN20.....	D 4	PJ264I.....	V 7, B 9
P82BK.....	B 10, V 11	PC6AGY01.....	D 4	PJ264LA.....	V 7, B 9
P82GY.....	B 10, V 11	PC6AGY03.....	D 4	PJ26BK.....	V 7, B 9
P82I.....	B 10, V 11	PC6AGY05.....	D 4	PJ26GY.....	V 7, B 9
P82LA.....	B 10, V 11	PC6AGY07.....	D 4	PJ26I.....	V 7, B 9
P82W.....	B 10, V 11	PC6AGY10.....	D 4	PJ26LA.....	V 7, B 9
P83I.....	B 10, V 11	PC6AGY15.....	D 4	PJ82BK.....	B 10, V 11
P83W.....	B 10, V 11	PC6AGY20.....	D 4	PJ82GY.....	B 10, V 11
P8BK.....	B 10, V 11	PC6AGY25.....	D 4	PJ82I.....	B 10, V 11
P8GY.....	B 10, V 11	PC6AP01.....	D 4	PJ82LA.....	B 10, V 11
P8I.....	B 10, V 11	PC6AP03.....	D 4	PJ82W.....	B 10, V 11
P8LA.....	B 10, V 11	PC6AP05.....	D 4	PJ8BK.....	B 10, V 11
P8W.....	B 10, V 11	PC6AP07.....	D 4	PJ8GY.....	B 10, V 11
PB2B10.....	U 60	PC6AP10.....	D 4	PJ8I.....	B 10, V 11
PB2B5.....	U 60	PC6AP15.....	D 4	PJ8LA.....	B 10, V 11
PB2C10.....	U 60	PC6AP20.....	D 4	PJ8W.....	B 10, V 11
PB2C5.....	U 60	PC6AR01.....	D 4	PL1ABC5.....	U 57

Index

Catalog No.	Page	Catalog No.	Page	Catalog No.	Page
PLIABC7	U 57	PS6BK15	D 6	PTI55112PBK	U 63
PLIBC5	U 57	PS6BK25	D 6	PTI55112PW	U 63
PLIBC7	U 57	PS6GN01	D 6	PTI55112TR	U 63
PLIEC	U 63, U 57	PS6GN03	D 6	PTI55112TRBK	U 63
PLIEE	U 63, U 57	PS6GN05	D 6	PTI55112TRW	U 63
PLIEEBC	U 63, U 57	PS6GN07	D 6	PTI55112ZW	U 63
PLIFE	U 63, U 57	PS6GN10	D 6	PTI55115	U 63
PLIFEBC	U 63, U 57	PS6GN15	D 6	PTI55115BK	U 63
PLIIE	U 63, U 57	PS6GN25	D 6	PTI55115W	U 63
PLIIEBC	U 63, U 57	PS6GY01	D 6	PTI55130	U 63
PLIMC	U 63	PS6GY03	D 6	PTI55130BK	U 63
PLISC	U 63, U 57	PS6GY05	D 6	PTI55130W	U 63
PLISS	U 63, U 57	PS6GY07	D 6	PTI55212	U 63
PLITC	U 63, U 57	PS6GY10	D 6	PTI55212BK	U 63
PLITCBC	U 63, U 57	PS6GY15	D 6	PTI55212W	U 63
PLPICACF	U 63, U 56, U 57	PS6GY25	D 6	PTI56112	U 63
PPIABC5	U 56	PS6OR01	D 6	PTI56112BK	U 63
PPIABC7	U 56	PS6OR03	D 6	PTI56112U	U 63
PPIBC5	U 56	PS6OR05	D 6	PTI56112UBK	U 63
PPIBC7	U 56	PS6OR07	D 6	PTI56112UW	U 63
PPIEC	U 56	PS6OR10	D 6	PTI56112W	U 63
PPIEE	U 56	PS6OR15	D 6	PTI56118	U 63
PPIEEBC	U 56	PS6OR25	D 6	PTI56118BK	U 63
PPIFE	U 56	PS6P01	D 6	PTI56118W	U 63
PPIFEBC	U 56	PS6P03	D 6	PTI56124	U 63
PPIIE	U 56	PS6P05	D 6	PTI56124BK	U 63
PPIIEBC	U 56	PS6P07	D 6	PTI56124W	U 63
PPISC	U 56	PS6P10	D 6	PTI56212	U 63
PPISS	U 56	PS6P15	D 6	PTI56212BK	U 63
PPITC	U 56	PS6P25	D 6	PTI56212W	U 63
PPITCBC	U 56	PS6R01	D 6	PTIABC5	U 55
PPTRIM1	T 49	PS6R03	D 6	PTIABC7	U 55
PS0509NGY	R 6	PS6R05	D 6	PTIABC5	U 55
PS0759NGY	R 6	PS6R07	D 6	PTIBC7	U 55
PS3BC10	U 62	PS6R10	D 6	PTIEC	U 55
PS3BC5	U 62	PS6R15	D 6	PTIEE	U 55
PS3CACF	U 62	PS6R25	D 6	PTIFE	U 55
PS3EC	U 62	PS6W01	D 6	PTIIE	U 55
PS3EE	U 62	PS6W03	D 6	PTISC	U 55
PS3EEBC	U 62	PS6W05	D 6	PTITC	U 55
PS3FCIB	U 62	PS6W07	D 6	PT203112P	U 63
PS3FCIB2G	U 62	PS6W10	D 6	PT203112PBK	U 63
PS3FCIB3G	U 62	PS6W15	D 6	PT203112PW	U 63
PS3FE	U 62	PS6W25	D 6	PT205112	U 63
PS3FEBC	U 62	PS6Y01	D 6	PT205112BK	U 63
PS3IE	U 62	PS6Y03	D 6	PT205112P	U 63
PS3IEBC	U 62	PS6Y05	D 6	PT205112PBK	U 63
PS3IND	U 62	PS6Y07	D 6	PT205112PW	U 63
PS3RED	U 62	PS6Y10	D 6	PT205112TR	U 63
PS3SC	U 62	PS6Y15	D 6	PT205112TRBK	U 63
PS3SPC	U 62	PS6Y25	D 6	PT205112TRW	U 63
PS3SS	U 62	PTI2CA	U 63, U 55	PT205112W	U 63
PS3TCBC	U 62	PTI2DBA	U 55	PT205115	U 63
PS3WC	U 62	PTI2LFB	U 55	PT205115BK	U 63
PS6B01	D 6	PTI2LPB	U 55	PT205115W	U 63
PS6B03	D 6	PTI2SBA	U 55	PT205130	U 63
PS6B05	D 6	PTI2TGB	U 55	PT205130BK	U 63
PS6B07	D 6	PTI53112P	U 63	PT205130W	U 63
PS6B10	D 6	PTI53112PBK	U 63	PT205212	U 63
PS6B15	D 6	PTI53112PW	U 63	PT205212BK	U 63
PS6B25	D 6	PTI53112UP	U 63	PT205212W	U 63
PS6BK01	D 6	PTI53112UPBK	U 63	PT205215	U 63
PS6BK03	D 6	PTI53112UPW	U 63	PT205215BK	U 63
PS6BK05	D 6	PTI55112	U 63	PT205215W	U 63
PS6BK07	D 6	PTI55112BK	U 63	PT206108	U 63
PS6BK10	D 6	PTI55112P	U 63	PT206108BK	U 63

Catalog No.	Page	Catalog No.	Page	Catalog No.	Page
PT206108W	U 63	PWFBMPCR15GRY	T 11	RJ62ITR	T 48
PT206112	U 63	PWFBMPCR15GRYTR	T 11	RJ62LATR	T 48
PT206112BK	U 63	PWFBMPCR20GRY	T 11	RJ62WTR	T 48
PT206112W	U 63	PWFBMPCR20GRYTR	T 11	RJ650BKTR	T 48
PT206118	U 63	PWFBMPDR15GRY	T 11	RJ650GYTR	T 48
PT206118BK	U 63	PWFBMPDR15GRYTR	T 11	RJ650ITR	T 48
PT206118W	U 63	PWFBMPDR20GRY	T 11	RJ650LATR	T 48
PT206124	U 63	PWFBMPDR20GRYTR	T 11	RJ650WTR	T 48
PT206124BK	U 63	Q106B	B 10, V 11	RJ65BKTR	T 48
PT206124W	U 63	Q106E	B 10, U 46, V 11	RJ65GYTR	T 48
PT206136	U 63	Q106G	B 10, U 46, V 11	RJ65ITR	T 48
PT206136BK	U 63	Q106O	B 10, V 11, U 64	RJ65LATR	T 48
PT206136W	U 63	Q106W	B 10, V 11	RJ65WTR	T 48
PT206208	U 63	RAFB4ALU	T 21	RW58300	R 8
PT206208BK	U 63	RAFB4BASE	T 21	RW58350	R 8
PT206208W	U 63	RAFB4BLK	T 21	RW58750	R 8
PT206212	U 63	RAFB4BRS	T 21	SIAP4BL	T 45, T 16
PT206212BK	U 63	RAFB4BRZ	T 21	SIAP4GY	T 45, T 16
PT206212W	U 63	RAFB4GRY	T 21	SIAPHUB15	T 16
PT206218	U 63	RAFB4NKL	T 21	SICFB	T 47, T 16
PT206218BK	U 63	RAFB4SP2AAP	T 21	SICFCAL	T 45, T 16
PT206218W	U 63	RAFB4SP3MAAP	T 21	SICFCBL	T 45, T 16
PT206224	U 63	RAFB4SP3UIJS	T 21	SICFCBRS	T 45, T 16
PT206224BK	U 63	RAFB4SPBLANK	T 21	SICFCGY	T 45, T 16
PT206224W	U 63	RAFB4SPDECO	T 21	SICFCJ	T 45, T 16
PWIABC5	U 58	RAFB4SPDUPLEX	T 21	SIDIVI	T 16
PWIABC7	U 58	RAFB4SPORT	T 21	SIFBCLIP5PK	T 16
PWIBC5	U 58	RAFB4SPTL14	T 21	SIFP15AL	T 17, T 46
PWIBC7	U 58	RAFB4SPTL16	T 21	SIFP15BL	T 17, T 46
PWICA	U 58	RCMB	C 8	SIFP15BRS	T 17, T 46
PWIDBA	U 58	RE2	N 3	SIFP15GY	T 17, T 46
PWIEC	U 58	RE2B	N 3	SIFP34AL	T 17, T 46
PWIEE	U 58	RE4	N 3	SIFP34BL	T 17, T 46
PWIFE	U 58	RE4B	N 3	SIFP34BRS	T 17, T 46
PWIIIE	U 58	RE4X	N 3	SIFP34GY	T 17, T 46
PWILFB	U 58	RE4XB	N 3	SIFRP4BL	T 45
PWILPB	U 58	REK110	N 12	SIFRP4GY	T 45
PWISBA	U 58	REK19	N 11	SIFRPTJB	T 45, T 36, T 38, T 40, T 33
PWISC	U 58	REK19L	N 11	SIFRPTJB2	T 38
PWITC	U 58	REKBB20	N 11	SIPFB	T 47, T 16
PWITGB	U 58	REKBB30	N 11	SIPT3IMAL	T 44
PW2ABC5	U 59	REKBB40	N 11	SIPT3IMALJ	T 44
PW2ABC7	U 59	REKEF	N 11	SIPT3IMBL	T 44
PW2BC5	U 59	REKF	N 11	SIPT3IMBLJ	T 44
PW2BC7	U 59	REKFF	N 11	SIPT3IMBRS	T 44
PW2CACF	U 59	REKFP	N 12	SIPT3IMBRSJ	T 44
PW2EC	U 59	REKGB	P 9, N 11	SIPT3IMGY	T 44
PW2EE	U 59	REKH	N 12	SIPT3IMGYJ	T 44
PW2EEBC	U 59	REKI	N 12	SIPT4X4AL	T 44
PW2FE	U 59	REKP	N 11	SIPT4X4ALJ	T 44
PW2FEBC	U 59	REKR24	N 12	SIPT4X4BL	T 44
PW2IE	U 59	REKR32	N 12	SIPT4X4BLJ	T 44
PW2IEBC	U 59	REKR42	N 12	SIPT4X4BRS	T 44
PW2RED	U 59	REKS	N 12	SIPT4X4BRS3	T 44
PW2SC	U 59	REKU	N 12	SIPT4X4BRSJ	T 44
PW2SS	U 59	REKUB	N 12	SIPT4X4BRSJ	T 44
PW2TC	U 59	RESPLBKT	N 12	SIPT4X4FIT	T 47, T 45
PW2TCBC	U 59	RJ45PB50	B 6	SIPT4X4FITJ	T 45
PWFB10MPCR15GRY	T 14	RJ600	T 48	SIPT4X4GY	T 44
PWFB10MPCR15GRYTR	T 14	RJ620BKTR	T 48	SIPT4X4GYJ	T 44
PWFB10MPCR20GRY	T 14	RJ620GYTR	T 48	SIPTAL	T 44
PWFB10MPCR20GRYTR	T 14	RJ620ITR	T 48	SIPTALJ	T 44
PWFB10MPDR15GRY	T 14	RJ620LATR	T 48	SIPTAVFIT	T 47, T 45
PWFB10MPDR15GRYTR	T 14	RJ620WTR	T 48	SIPTAVFITJ	T 45
PWFB10MPDR20GRY	T 14	RJ62BKTR	T 48	SIPTBL	T 44
PWFB10MPDR20GRYTR	T 14	RJ62GYTR	T 48	SIPTBLJ	T 44

Index

Catalog No.	Page	Catalog No.	Page	Catalog No.	Page
SIPTBRS	T 44	SIRIOPBF050	T 31	SIR4SPDUPLEX	T 40
SIPTBRSJ	T 44	SIRIOPBF075	T 31	SIR4SPQUAD	T 40
SIPTFFAL	T 44	SIRIOPBF100	T 31	SIR4SPSIMPLEX	T 40
SIPTFFALJ	T 44	SIRIOPBF125	T 31	SIR4SPSTYLE	T 40
SIPTFFBL	T 44	SIRIOPBFBLANK	T 31	SIR4SPTWIST	T 40
SIPTFFBLJ	T 44	SIRIOPBFPT	T 31	SIR6ADMTBK	T 38
SIPTFFBRS	T 44	SIRIOPERIMDIV	T 33	SIR6CVRALU	T 38
SIPTFFBRSJ	T 44	SIRIOPPT	T 33	SIR6CVRBLK	T 38
SIPTFFGY	T 44	SIRIOPSPA	T 31	SIR6CVRBRS	T 38
SIPTFFGYJ	T 44	SIRIOPSPB	T 31	SIR6CVRBRZ	T 38
SIPTFIT	T 47, T 45	SIRIOPSPC	T 31	SIR6CVGRY	T 38
SIPTFITJ	T 45	SIRIOPSPD	T 31	SIR6CVRNKL	T 38
SIPTGY	T 44	SIRIOPSPF	T 31	SIR6DIV	T 38
SIPTGYJ	T 44	SIRIOPSPG	T 31	SIR6FFCVRALU	T 38
SIRI0ADMTBK	T 33	SIRIOPSPH	T 31	SIR6FFCVRBLK	T 38
SIRI0CBF050	T 31	SIRIOPSPI	T 31	SIR6FFCVRBRS	T 38
SIRI0CBF075	T 31	SIRIOPSPJ	T 31	SIR6FFCVRBRZ	T 38
SIRI0CBF100	T 31	SIRIOPSP0	T 31	SIR6FFCVGRY	T 38
SIRI0CBF125	T 31	SIRIOPSPREPBRKT	T 33, T 31	SIR6FFCVRNKL	T 38
SIRI0CBF150	T 31	SIRIOPSPV	T 31	SIR6PPT	T 38
SIRI0CBF200	T 31	SIRIOPSPZ	T 31	SIR6PTACEHALU	T 42
SIRI0CBF250	T 31	SIRIOPSPZ25	T 31	SIR6PTACEHBLK	T 42
SIRI0CBFBLANK	T 31	SIRIOPSPZ25C	T 31	SIR6PTACEHBRS	T 42
SIRI0CBFPT	T 31	SIRIOPSPZC	T 31	SIR6PTACEHBRZ	T 42
SIRI0CENTERDIV	T 33	SIRI0PTALU	T 30	SIR6PTACEHGRY	T 42
SIRI0CSP2B	T 32	SIRI0PTBLK	T 30	SIR6PTACEHNKL	T 42
SIRI0CSP2H	T 32	SIRI0PTBRS	T 30	SIR6PTALU	T 42
SIRI0CSP2X	T 32	SIRI0PTBRZ	T 30	SIR6PTBLK	T 42
SIRI0CSPB	T 32	SIRI0PTFIT	T 30	SIR6PTBRS	T 42
SIRI0CSPC	T 32	SIRI0PTGRY	T 30	SIR6PTBRZ	T 42
SIRI0CSPD	T 32	SIRI0PTNKL	T 30	SIR6PTDEHALU	T 42
SIRI0CSPE	T 32	SIRI0PTZALU	T 30	SIR6PTDEHBLK	T 42
SIRI0CSPG	T 32	SIRI0PTZBLK	T 30	SIR6PTDEHBRS	T 42
SIRI0CSPH	T 32	SIRI0PTZBRS	T 30	SIR6PTDEHGRY	T 42
SIRI0CSPI	T 32	SIRI0PTZBRZ	T 30	SIR6PTDEHNKL	T 42
SIRI0CSPJ	T 32	SIRI0PTZGRY	T 30	SIR6PTFFALU	T 42
SIRI0CSPK	T 32	SIRI0PTZNKL	T 30	SIR6PTFFBLK	T 42
SIRI0CSPL	T 32	SIRI0TUNNEL	T 33	SIR6PTFFBRS	T 42
SIRI0CSPM	T 32	SIR4CVRALU	T 39	SIR6PTFFBRZ	T 42
SIRI0CSPP	T 32	SIR4CVRBLK	T 39	SIR6PTFFGRY	T 42
SIRI0CSPQ	T 32	SIR4CVRBRS	T 39	SIR6PTFFNKL	T 42
SIRI0CSPR	T 32	SIR4CVRBRZ	T 39	SIR6PTFIT	T 37
SIRI0CSPT	T 32	SIR4CVGRY	T 39	SIR6PTFITCHI	T 37
SIRI0CSPU	T 32	SIR4CVRNKL	T 39	SIR6PTGRY	T 42
SIRI0CSPX	T 32	SIR4DIV	T 40	SIR6PTNKL	T 42
SIRI0CVRALU	T 30	SIR4FRPTADMTBK	T 40	SIR6PTWZALU	T 42
SIRI0CVRBLK	T 30	SIR4PPT	T 40, T 45	SIR6PTWZBLK	T 42
SIRI0CVRBRS	T 30	SIR4PTALU	T 39	SIR6PTWZBRS	T 42
SIRI0CVRBRUSH	T 33	SIR4PTBLK	T 39	SIR6PTWZBRZ	T 42
SIRI0CVRBRZ	T 30	SIR4PTBRS	T 39	SIR6PTWZGRY	T 42
SIRI0CVGRY	T 30	SIR4PTBRZ	T 39	SIR6PTWZNKL	T 42
SIRI0CVRNKL	T 30	SIR4PTFIT	T 39	SIR6SP6DJ	T 38
SIRI0CVRTRALU	T 30	SIR4PTFITCHI	T 39	SIR6SPA	T 38
SIRI0CVRTRBLK	T 30	SIR4PTGRY	T 39	SIR6SPB	T 38
SIRI0CVRTRBRS	T 30	SIR4PTNKL	T 39	SIR6SPC	T 38
SIRI0CVRTRBRZ	T 30	SIR4PTQUAD	T 39	SIR6SPD	T 38
SIRI0CVRTRGRY	T 30	SIR4PTQUADALU	T 39	SIR6SPE	T 38
SIRI0CVRTRNKL	T 30	SIR4PTQUADBLK	T 39	SIR6SPF	T 38
SIRI0FFCVRALU	T 30	SIR4PTQUADBRS	T 39	SIR6SPG	T 38
SIRI0FFCVRBLK	T 30	SIR4PTQUADBRZ	T 39	SIR6SPH	T 38
SIRI0FFCVRBRS	T 30	SIR4PTQUADGRY	T 39	SIR6SPI	T 38
SIRI0FFCVRBRZ	T 30	SIR4PTQUADNKL	T 39	SIR6SPJ	T 38
SIRI0FFCVRGRY	T 30	SIR4SP2X2DUPLEX	T 40	SIR6SPK	T 38
SIRI0FFCVRNKL	T 30	SIR4SP2X2DUPLEXTJ	T 40	SIR6SPL	T 38
SIRI0FFDIV	T 33	SIR4SP2X2STYLE	T 40	SIR6SPM	T 38
SIRI0INTUMDIV	T 33	SIR4SP2X2STYLETJ	T 40		

Catalog No.	Page	Catalog No.	Page	Catalog No.	Page
SIR6SPN.....	T 38	SIR8PT3ALU.....	T 41	SISPTL.....	T 47, T 17, T 46
SIR6SPT.....	T 38	SIR8PT3BLK.....	T 41	SITFCAL.....	T 45, T 16
SIR6SPU.....	T 38	SIR8PT3BRS.....	T 41	SITFCBL.....	T 45, T 16
SIR6SPV.....	T 38	SIR8PT3BRZ.....	T 41	SITFCBRS.....	T 45, T 16
SIR6SPW.....	T 38	SIR8PT3GRY.....	T 41	SITFCGY.....	T 45, T 16
SIR6SPX.....	T 38	SIR8PT3NKL.....	T 41	SITFCI.....	T 45, T 16
SIR6SPY.....	T 38	SIR8PTFIT1.....	T 35	SB26.....	V 7, B 9
SIR6SPZ.....	T 38	SIR8PTFIT1CHI.....	T 35	SB26Z.....	V 7, B 9
SIR6SPZ25.....	T 38	SIR8PTFIT2.....	T 35	SB8.....	B 10, V 11
SIR6SPZC.....	T 38	SIR8PTFIT2CHI.....	T 35	SB8Z.....	B 10, V 11
SIR8ADMTBK.....	T 36	SIR8PTFIT3.....	T 35	SC6A.....	B 6, A 4, D 8, A 5
SIR8CSP4DJ.....	T 36	SIR8PTFIT3CHI.....	T 35	SCP6A.....	B 6, A 4, D 8, A 5
SIR8CSP6DJ.....	T 36	SIR8PTZZIALU.....	T 41	SF14SJBK.....	F 10
SIR8CSPA.....	T 36	SIR8PTZZIBLK.....	T 41	SF14SJEI.....	F 10
SIR8CSPB.....	T 36	SIR8PTZZIBRS.....	T 41	SF14SJGY.....	F 10
SIR8CSPC.....	T 36	SIR8PTZZIBRZ.....	T 41	SF14SJOW.....	F 10
SIR8CSPD.....	T 36	SIR8PTZZIGRY.....	T 41	SF14SJW.....	F 10
SIR8CSPE.....	T 36	SIR8PTZZINKL.....	T 41	SF35FFBK.....	F 10
SIR8CSPEXT.....	T 36	SIR8PTZZ2ALU.....	T 41	SF35FFOW.....	F 10
SIR8CSPEXT3.....	T 36	SIR8PTZZ2BLK.....	T 41	SF35FFW.....	F 10
SIR8CSPEXT32.....	T 36	SIR8PTZZ2BRS.....	T 41	SF35GFFOW.....	F 10
SIR8CSPG.....	T 36	SIR8PTZZ2BRZ.....	T 41	SF35GFFW.....	F 10
SIR8CSPG.....	T 36	SIR8PTZZ2GRY.....	T 41	SF35STBK.....	F 10
SIR8CSPJ.....	T 36	SIR8PTZZ2NKL.....	T 41	SF35STOW.....	F 10
SIR8CSPK.....	T 36	SIR8PTZZ3ALU.....	T 41	SF35STW.....	F 10
SIR8CSPL.....	T 36	SIR8PTZZ3BLK.....	T 41	SF841924.....	K 4
SIR8CSPM.....	T 36	SIR8PTZZ3BRS.....	T 41	SF841924T.....	K 4
SIR8CSPN.....	T 36	SIR8PTZZ3BRZ.....	T 41	SF841929.....	K 4
SIR8CVRALLU.....	T 36	SIR8PTZZ3GRY.....	T 41	SF841929T.....	K 4
SIR8CVRBLK.....	T 36	SIR8PTZZ3NKL.....	T 41	SF841936.....	K 4
SIR8CVRBRS.....	T 36	SIRPLUG075ALU.....	T 38	SF841936T.....	K 4
SIR8CVRBRZ.....	T 36	SIRPLUG075BLK.....	T 38	SF841942.....	K 4
SIR8CVRGRY.....	T 36	SIRPLUG075BRS.....	T 38	SF841942T.....	K 4
SIR8CVRNKL.....	T 36	SIRPLUG075BRZ.....	T 38	SF841948.....	K 4
SIR8DIV.....	T 36	SIRPLUG075NKL.....	T 38	SF841948T.....	K 4
SIR8JNC1.....	T 36	SIRPLUG2ALU.....	T 38	SFB10.....	B 10, V 3, F 9, U 64
SIR8JNC10.....	T 36	SIRPLUG2BLK.....	T 38	SFB10.....	B 10, V 3, F 9
SIR8JNC11.....	T 36	SIRPLUG2BRS.....	T 38	SFBE10.....	B 10, V 3, F 9
SIR8JNC12.....	T 36	SIRPLUG2BRZ.....	T 38	SFBG10.....	B 10, U 47, F 9, V 3
SIR8JNC2.....	T 36	SIRPLUG2NKL.....	T 38	SFBOW.....	U 64
SIR8JNC3.....	T 36	SIRTRI0BIT.....	T 33	SFBW10.....	B 10, V 3, F 9
SIR8JNC4.....	T 36	SISFB.....	T 47, T 16	SFCSEBK.....	F 9
SIR8JNC5.....	T 36	SISFBAV.....	T 47, T 16	SFCSEW.....	F 9
SIR8JNC6.....	T 36	SISP.....	T 47, T 17, T 46	SFCGBK.....	F 9
SIR8JNC7.....	T 36	SISP3IM.....	T 47, T 17, T 46	SFCGW.....	F 9
SIR8JNC8.....	T 36	SISP4IM.....	T 47, T 17, T 46	SFF3GBK.....	F 9
SIR8JNC9.....	T 36	SISP4X4.....	T 47, T 17, T 46	SFF3GEI.....	F 9
SIR8PPT.....	T 36	SISP4X415.....	T 17, T 46	SFF3GGY.....	F 9
SIR8PSPU.....	T 36	SISP4X430.....	T 17, T 46	SFF3GOW.....	F 9
SIR8PSPV.....	T 36	SISPAMM20.....	T 47, T 17, T 46	SFF3GW.....	F 9
SIR8PSPW.....	T 36	SISPDU.....	T 47, T 17, T 46	SFFBX.....	F 9
SIR8PSPX.....	T 36	SISPDU2IM.....	T 47, T 17, T 46	SFFEX.....	U 47, F 9
SIR8PSPY.....	T 36	SISPDUSI.....	T 47, T 17, T 46	SFFGBK.....	F 9
SIR8PSPZ.....	T 36	SISPEXT1.....	T 47, T 17, T 46	SFFGEI.....	U 47, F 9
SIR8PTIALU.....	T 41	SISPEXT2.....	T 47, T 17, T 46	SFFGGY.....	U 47, F 9
SIR8PTIBLK.....	T 41	SISPEXT3.....	T 47, T 17, T 46	SFFGOW.....	F 9
SIR8PTIBRS.....	T 41	SISPEXT4.....	T 47, T 17, T 46	SFFGW.....	F 9
SIR8PTIBRZ.....	T 41	SISPFAL.....	T 17, T 46	SFFGX.....	U 47, F 9
SIR8PTIGRY.....	T 41	SISPFBL.....	T 17, T 46	SFFLCSAQBK.....	G 13
SIR8PTINKL.....	T 41	SISPFBRS.....	T 17, T 46	SFFLCSAQEI.....	G 13
SIR8PTZALU.....	T 41	SISPFEGY.....	T 17, T 46	SFFLCSAQQ.....	G 13
SIR8PTZBLK.....	T 41	SISPFETAL.....	T 17, T 46	SFFLCSAQOW.....	G 13
SIR8PTZBRS.....	T 41	SISPFETBL.....	T 17, T 46	SFFLCSAQW.....	G 13
SIR8PTZBRZ.....	T 41	SISPFETBRS.....	T 17, T 46	SFFLCSBBK.....	G 13
SIR8PTZGRY.....	T 41	SISPFETGY.....	T 17, T 46	SFFLCSBEBK.....	G 13
SIR8PTZNKL.....	T 41	SISPSL2IM.....	T 47, T 17, T 46	SFFLCSBEEI.....	G 13

Index

Catalog No.	Page	Catalog No.	Page	Catalog No.	Page
SFFLCSBEG	G 13	SFFSCSBKEI	G 13	SFLCSAQBK	G 13
SFFLCSBEI	G 13	SFFSCSBKG	G 13	SFLCSAQEI	G 13
SFFLCSBEOW	G 13	SFFSCSBKOW	G 13	SFLCSAQG	G 13
SFFLCSBEW	G 13	SFFSCSBKW	G 13	SFLCSAQOW	G 13
SFFLCSBG	G 13	SFFSCSBOW	G 13	SFLCSAQW	G 13
SFFLCSBKBK	G 13	SFFSCSBW	G 13	SFLCSBBK	G 13
SFFLCSBKEI	G 13	SFFSCSGNBK	G 13	SFLCSBEBK	G 13
SFFLCSBKG	G 13	SFFSCSGNEI	G 13	SFLCSBEEI	G 13
SFFLCSBKOW	G 13	SFFSCSGNG	G 13	SFLCSBEG	G 13
SFFLCSBKW	G 13	SFFSCSGNOW	G 13	SFLCSBEI	G 13
SFFLCSBOW	G 13	SFFSCSGNW	G 13	SFLCSBEOW	G 13
SFFLCSBW	G 13	SFFSCSORBK	G 13	SFLCSBEW	G 13
SFFLCSGNBK	G 13	SFFSCSOREI	G 13	SFLCSBG	G 13
SFFLCSGNEI	G 13	SFFSCSORG	G 13	SFLCSBKBK	G 13
SFFLCSGNG	G 13	SFFSCSOROW	G 13	SFLCSBKEI	G 13
SFFLCSGNOW	G 13	SFFSCSORW	G 13	SFLCSBKG	G 13
SFFLCSGNW	G 13	SFFSCSRBK	G 13	SFLCSBKOW	G 13
SFFLCSORBK	G 13	SFFSCSREI	G 13	SFLCSBKW	G 13
SFFLCSOREI	G 13	SFFSCSRG	G 13	SFLCSBOW	G 13
SFFLCSORG	G 13	SFFSCSRW	G 13	SFLCSBW	G 13
SFFLCSOROW	G 13	SFFSCSRW	G 13	SFLCSGNBK	G 13
SFFLCSORW	G 13	SFFSCSYBK	G 13	SFLCSGNEI	G 13
SFFLCSRBK	G 13	SFFSCSYEI	G 13	SFLCSGNG	G 13
SFFLCSREI	G 13	SFFSCSYG	G 13	SFLCSGNOW	G 13
SFFLCSRG	G 13	SFFSCSYOW	G 13	SFLCSGNW	G 13
SFFLCSROW	G 13	SFFSCSYW	G 13	SFLCSORBK	G 13
SFFLCSRW	G 13	SFFWX	F 9	SFLCSOREI	G 13
SFFLCSYBK	G 13	SFFX	F 9, U 64	SFLCSORG	G 13
SFFLCSYEI	G 13	SFH14BK	T 26, F 5, S 4	SFLCSOROW	G 13
SFFLCSYG	G 13	SFH14W	F 5, S 4	SFLCSORW	G 13
SFFLCSYOW	G 13	SFHRCLCALCASISM	H 4	SFLCSRBK	G 13
SFFLCSYW	G 13	SFHRCLCALCAS2SM	H 4	SFLCSREI	G 13
SFFMTPAQBK	G 14	SFHRCLCALCAS3SM	H 4	SFLCSRG	G 13
SFFMTPAQEI	G 14	SFHRCLCALCAS5SM	H 4	SFLCSROW	G 13
SFFMTPAQG	G 14	SFHRCLCASCASISM	H 4	SFLCSRW	G 13
SFFMTPAQOW	G 14	SFHRCLCASCAS2SM	H 4	SFLCSYBK	G 13
SFFMTPAQW	G 14	SFHRCLCASCAS3SM	H 4	SFLCSYEI	G 13
SFFMTPBEBK	G 14	SFHRCLCASCAS5SM	H 4	SFLCSYG	G 13
SFFMTPBEEI	G 14	SFHRCLCASCISISM	H 4	SFLCSYOW	G 13
SFFMTPBEG	G 14	SFHRCLCASCIS2SM	H 4	SFLCSYW	G 13
SFFMTPBEOW	G 14	SFHRCLCASCIS3SM	H 4	SFMTRJ	G 14
SFFMTPBEW	G 14	SFHRCLCASCIS5SM	H 4	SFMTRJBK	G 14
SFFMTPBKBK	G 14	SFHRCLCLCASISM	H 4	SFMTRJEI	G 14
SFFMTPBKEI	G 14	SFHRCLCLCAS2SM	H 4	SFMTRJG	G 14
SFFMTPBKG	G 14	SFHRCLCLCAS3SM	H 4	SFMTRJW	G 14
SFFMTPBKOW	G 14	SFHRCLCLCAS5SM	H 4	SFRC110R	U 47, U 64
SFFMTPBKW	G 14	SFHRCLCLCSISM	H 4	SFRC110W	U 47
SFFMTPGNBK	G 14	SFHRCLCLCS2SM	H 4	SFRC110Y	U 47
SFFMTPGNEI	G 14	SFHRCLCLCS3SM	H 4	SFRCRFFEI	U 47
SFFMTPGNG	G 14	SFHRCLCLCS5SM	H 4	SFRCRFFGY	U 47
SFFMTPGNOW	G 14	SFHRCLCSCASISM	H 4	SFRCWFFEI	U 47
SFFMTPGNW	G 14	SFHRCLCSCAS2SM	H 4	SFRCWFFGY	U 47
SFFSCSAQBK	G 13	SFHRCLCSCAS3SM	H 4	SFRCYFFEI	U 47
SFFSCSAQEI	G 13	SFHRCLCSCAS5SM	H 4	SFRCYFFGY	U 47
SFFSCSAQG	G 13	SFHRCSCASCASISM	H 4	SFSBBK10	B 10, V 3, F 9, S 12
SFFSCSAQOW	G 13	SFHRCSCASCAS2SM	H 4	SFSBE10	B 10, V 3, F 9, S 12
SFFSCSAQW	G 13	SFHRCSCASCAS3SM	H 4	SFSBGY10	B 10, V 3, F 9, S 12
SFFSCSBK	G 13	SFHRCSCASCAS5SM	H 4	SFSBLA10	B 10, V 3, F 9, S 12
SFFSCSBEBK	G 13	SFHRCSCASCISISM	H 4	SFSBW10	B 10, V 3, F 9, S 12
SFFSCSBEEI	G 13	SFHRCSCASCIS2SM	H 4	SFSC6	F 9
SFFSCSBEG	G 13	SFHRCSCASCIS3SM	H 4	SFSCAQBK	G 13
SFFSCSBEI	G 13	SFHRCSCASCIS5SM	H 4	SFSCAQEI	G 13
SFFSCSBEOW	G 13	SFHRCSCSCSISM	H 4	SFSCAQG	G 13
SFFSCSBEW	G 13	SFHRCSCSCS2SM	H 4	SFSCAQOW	G 13
SFFSCSBG	G 13	SFHRCSCSCS3SM	H 4	SFSCAQW	G 13
SFFSCSBKBK	G 13	SFHRCSCSCS5SM	H 4	SFSCBBK	G 13

Index

Catalog No.	Page	Catalog No.	Page	Catalog No.	Page
SFSCSBEBK	G 13	SJFB	B 4	TTBDS2AL	T 23
SFSCSBEEI	G 13	SJFBK	B 4	TTBDS2BK	T 23
SFSCSBEG	G 13	SJFGN	B 4	TTBDS2BR	T 23
SFSCSBEI	G 13	SJFGY	B 4	TTBKSAI	T 23
SFSCSBEOW	G 13	SJFOR	B 4	TTBKSBK	T 23
SFSCSBEW	G 13	SJFR	B 4	TTBKSBR	T 23
SFSCSBG	G 13	SJFW	B 4	TTBXLRAL	T 23
SFSCSBKBK	G 13	SJFY	B 4	TTBXLRBK	T 23
SFSCSBKEI	G 13	SPIOGF	V 8, B 11	TTBXLRBR	T 23
SFSCSBKG	G 13	SPIOGR	V 8, B 11	TWPFIFY	V 8, B 11
SFSCSBKOW	G 13	SP5EF	V 8, B 11	UDX48A1U	C 4, C 8
SFSCSBKW	G 13	SP5ER	V 8, B 11	UDX48E1U	C 4, C 8
SFSCSBOW	G 13	SP6	A 6, B 6	VC8024	K 5
SFSCSBW	G 13	SP690	A 6, B 6	VCG10	L 3
SFSCSGNBK	G 13	SP6A	B 6, A 4, A 5	VCG12	L 3
SFSCSGNEI	G 13	SP6A90	B 6, A 4, A 5	VCG4	L 6
SFSCSGNG	G 13	SP6F	V 8, B 11	VCG6	L 6, L 3
SFSCSGNOW	G 13	SP6R	V 8, B 11	VCG8	L 3
SFSCSGNW	G 13	SPPBK10	F 10	VCJK	L 6
SFSCSORBK	G 13	SPPR10	F 10	VCKH	L 6
SFSCSOREI	G 13	SPUF	V 8, B 11	VCW1010	K 5
SFSCSORG	G 13	SPUR	V 8, B 11	VCW1610	K 5
SFSCSOROW	G 13	SS13	V 3, B 7	VM1010	L 3
SFSCSORW	G 13	SS23	V 3, B 7	VM1013	L 3
SFSCSRBK	G 13	SS26	V 7, B 9	VM1018	L 3
SFSCSREI	G 13	SS262	V 7, B 9	VM1020	L 3
SFSCSRG	G 13	SS33	V 3, B 7	VM1210	L 3
SFSCSRW	G 13	SS43	V 3, B 7	VM1213	L 3
SFSCSRW	G 13	SS8	B 10, V 11	VM1218	L 3
SFSCSTSBK	G 14	SS82	B 10, V 11	VM1220	L 3
SFSCSTSEI	G 14	SSF11	V 4, B 8	VM610	L 3
SFSCSTSG	G 14	SSF12	V 4, B 8	VM613	L 3
SFSCSTSOW	G 14	SSF13	V 4, B 8	VM618	L 3
SFSCTSW	G 14	SSF14	V 4, B 8	VM620	L 3
SFSCSYBK	G 13	SSF16	V 4, B 8	VM810	L 3
SFSCSYEI	G 13	SSF204	V 4, B 8	VM813	L 3
SFSCSYG	G 13	SSF206	V 4, B 8	VM818	L 3
SFSCSYOW	G 13	SSF209	V 4, B 8	VM820	L 3
SFSCSYW	G 13	SSF212	V 4, B 8	VME614C1	L 5
SFSPGBK	U 47	SSFL11	V 4, B 8	VME614C2	L 5
SFSPGBKBK	F 10	SSFL12	V 4, B 8	VME614GK	L 5
SFSPGBKKEI	F 10	SSFL13	V 4, B 8	VME6C	L 5
SFSPGBKGY	F 10	SSFL14	V 4, B 8	VMR47	L 3
SFSPGBKOW	F 10	SSFL16	V 4, B 8	VMRB	L 3
SFSPGBKW	F 10	SSFL212	V 4, B 8	VSC3	L 6
SFSPGR	U 47	SSFL24	V 4, B 8	VSC4	L 6
SFSPGRBK	F 10	SSFL26	V 4, B 8	VSC6	L 6
SFSPGREI	F 10	SSFL26HDI5	V 4, B 8	WB2	K 8
SFSPGRGY	F 10	SSFL29	V 4, B 8	WB4	K 8
SFSPGROW	F 10	STRAY12F	G 18, J 7, J 3, J 5	WB6	K 8
SFSPGRW	F 10	STRAY12RFS	G 18, J 7	WBB14	K 7
SFSTSBK	G 14	STRAY12RFS DP	G 18, J 7	WBB24	K 7
SFSTSEI	G 14	STRAY24F	G 18, J 7, J 3, J 5	WBB28	K 7
SFSTSG	G 14	TBA2	K 8	WBB44	K 7
SFSTSOW	G 14, U 64	TBA3	K 8	WBB48	K 7
SFSTSW	G 14	TBA4	K 8	WBB618	K 7
SFSV110BK	U 47, U 64	TBS2	K 8	WBB64	K 7
SFSVBK	U 47	TBS4	K 8	WBB68	K 7
SFUSBAA3BK	F 9	TBS6	K 8	WBS24	K 7
SFUSBAAB	F 9	TPFIBK	V 8, B 11	WBS28	K 7
SFUSBAAOW	F 9	TPFIGY	V 8, B 11	WBS44	K 7
SFUSBAAW	F 9	TPFIOW	V 8, B 11	WBS48	K 7
SFUSBAB3BK	F 9	TPFIW	V 8, B 11	WSB985BK	T 23
SFUSBABB	F 9	TTBDSTAL	T 23	WSB986BK	T 23
SFUSBABOW	F 9	TTBDSIBK	T 23	WSBATIBK	T 23
SFUSBABW	T 26, F 9	TTBDSIBR	T 23	WSBATIBSS	T 23

Index

Catalog No.	Page	Catalog No.	Page	Catalog No.	Page
WSBA2BK	T 23				
WSBA2BSS	T 23				
WSBC21UBK	T 23				
WSBC21USV	T 23				
WSBUSB2X2AC5ALU	T 24				
WSBUSB2X2AC5BLK	T 24				
WSBUSB2X2AC5WHT	T 24				
XPL11010B	C 12				
XPL11010W	C 12				
XPL11010Y	C 12				
ZAFB4U6	N 15				
ZAFB8U8	N 15				
ZAFBC	N 15				
ZCB5UP	N 15				
ZCB7UA	N 15				
ZCBLKIT	N 15				



HUBBELL PREMISE WIRING

23 Clara Drive
Suite 103
Mystic, Connecticut 06355
Phone (800) 626-0005
FAX (860) 535-8328
www.hubbell-premise.com

HUBBELL WIRING SYSTEMS

40 Waterview Drive
Shelton, Connecticut 06484
Tel: (800) 288-6000
Fax: (800) 255-1031
www.hubbell-wiring.com

HUBBELL INCORPORATED (Delaware)

40 Waterview Drive
Shelton, Connecticut 06484
Tel: (475) 882-4000
www.hubbell.com

Hubbell Premise Wiring Global Sales Locations

CANADA

Hubbell Canada, Inc.
870 Brock Road South
Pickering, Ontario L1W 1Z8
Canada
Tel: 905-839-1138
Fax: 905-839-9108

MEXICO

Hubbell de Mexico, S.A. de C.V.
Av. Insurgentes Sur No. 1228, Piso 8
Col. Tlacoquemecatl del Valle
Mexico, D. F. 03200
Mexico
Tel: 52-55-9151-9999
Fax: 52-55-9151-9989

EUROPE REGION HQ

Hubbell Wiring Systems, Europe
Brunel Drive
Stretton Park
Burton upon Trent
Staffordshire DE13-OBZ
England
Tel: 44-1283-500500
Fax: 44-1283-500400

MIDDLE EAST, AFRICA, INDIA

Hubbell Premise Wiring
Building 6EB, Office 432
Dubai Airport Free Zone (DAFZ)
P.O. Box 23529
Dubai, United Arab Emirates
Tel: 971-4-609-1222
Fax: 971-4-609-1225

INDIA and SAARC

Hubbell Wiring Systems
Unit No. 4B, 1st Floor
Zenith Building (Phase 3)
Acendas IT Park, CSIR Road
Taramani, Chennai 600113
India
Tel: 91-9840881554

LATIN AMERICA REGION HQ

Hubbell Wiring Systems
12080 SW 127th Ave, Suite #303
Miami, FL 33186
Tel: 305-408-4501
Fax: 305-408-4501

COLOMBIA, ECUADOR, PERU and VENEZUELA

Hubbell Premise Wiring
Calle Luxemburgo Con
Esquina Av. Portugal
Edf. Braganza, 606
Quito, Ecuador
Tel Ecuador: 593-9-9339-6400
Tel Venezuela: 58-41-4778-9716
Tel Other: 305-400-2723

ARGENTINA, CHILE, URUGUAY and PARAGUAY

Hubbell Wiring Systems
Primera Junta 2361
Buenos Aires, Argentina
Tel: 54-911-6268-0441

CENTRAL AMERICA

Hubbell Wiring Systems,
Central America
Frente al Banco Nacional de Costa
Rica
Barva, Heredia
Costa Rica
Tel: 506-2260-1616
Fax: 506-2260-1616

CARIBBEAN

Hubbell Wiring Systems
P. O. Box 4138
Road 686, Km. 17.3
Vega Baja, Puerto Rico 00694-4138
Tel: 787-674-2727

TRINIDAD

Single Source Solutions
18 Vallot Street
Boissiere No. 1, Maraval
Port of Spain
Trinidad, West Indies
Tel: +1-305-407-8092

ASIA PACIFIC REGION HQ/ HONG KONG

Hubbell Wiring Systems
15/F, Radio City
511 Hennessy Road
Causeway Bay, Hong Kong
Tel: 852-2836-7131
Fax: 852-2836-7132

CHINA

Hubbell Commercial & Trading
(Shanghai) Co., Ltd
Room H/1, 18F
Shanghai International Ocean and
Finance Building
No. 720 Pudong Avenue
Shanghai 200120, P. R. China
Tel: 8621-3392-6550 ext 218
Fax: 8621-3392-6551

KOREA

Hubbell International, Inc.
Korea Branch
Suite 512 Hyosung Intellian
426 Kangseo-Road, Kangseo-Gu
Seoul 157-930, Korea
Tel: 82-2-2607-1363
Fax: 82-2-2603-7386

TAIWAN

Hubbell-Taian Co., Ltd.
7F, No. 19-8, San Chong Road,
Nan-Kang, Taipei 115, Taiwan
Tel: 886-2-2655-1028
Fax: 886-2-2655-1029

HUBBELL®

Premise Wiring



A proud member of the Hubbell family.

©2024 Hubbell Incorporated. All rights reserved.
Hubbell and the Hubbell logo are registered trademarks or trademarks of Hubbell Incorporated. All other trademarks are the property of their respective owners.

EP-PREM-CAT-EN-01687 | REV FEBRUARY 19, 2024 7:10 PM