



# ASSEMBLY INSTRUCTION

## etherCON® TOP | NE8MX-TOP

Ruggedized RJ 45 Data Connector, IP65 and UL50E

IP65 RATED AND UL50E APPROVED.



**A** Cut cable end approx. 45°.



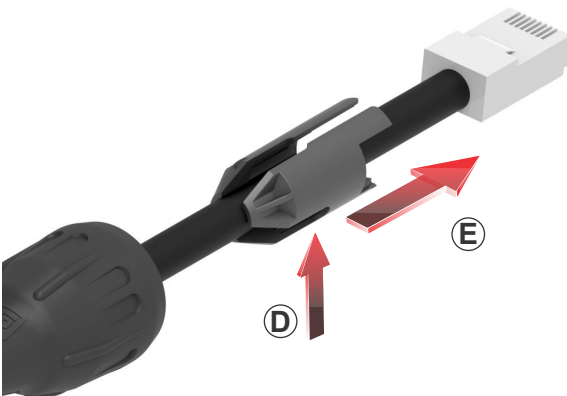
**B** Slide the bushing over the cable.

To ease the boot assembly apply some cable pulling lubricant to the cable ends.



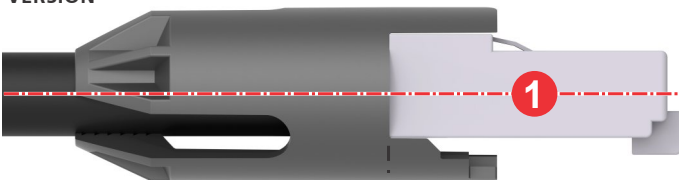
**C** Assemble the RJ45 plug on the cable.

**C1** Cut off the release tab of RJ45 plug.



**D** Put the chuck onto the cable.  
Align the opening with the contact side.

STANDARD  
VERSION



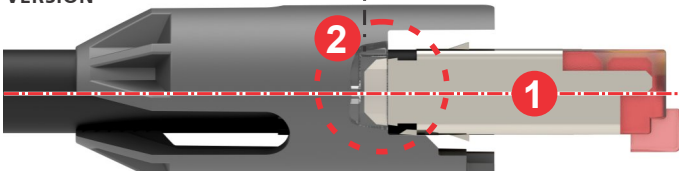
**E** Position the RJ45 in the chuck.


Attention:

**1** RJ45 must be straight.

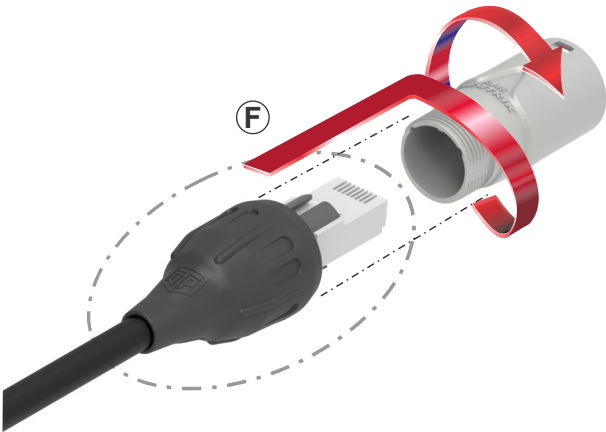
**2** Special versions must engage in the inner recess of the chuck.

SPECIAL  
VERSION






**E** Position the bushing onto the chuck.



**F** Slide the unit (insert and boot) into the housing and tighten the bushing.

**Attention:**  
Screw the bushing to the end of the thread.



**G CAUTION:**

There is no overlap allowed.

FINISHED etherCON®



Find more etherCON® details on [www.neutrik.com](http://www.neutrik.com).



NEUTRIK AG LI T: +423/237 24 24 F: +423/232 53 93  
 NEUTRIK USA Inc. USA T: +1 704 / 972 3050 F: +1 704/438 9202  
 NEUTRIK (UK) Ltd. UK T: +44 1983 / 811 441 F: +44 1983/811 439  
 NEUTRIK Vertriebs GmbH DE/NL/AT/DK T: +49 8131 / 280 890 F: +49 8131/280 830

NEUTRIK France FR T: +33 1/4131 6750 F: +33 1/4131 0511  
 NEUTRIK Tokyo Ltd. JP T: +81 3/3663 4733 F: +81 3/3663 4796  
 NEUTRIK Hong Kong Ltd. HK T: +852/2687 6055 F: +852/2687 6052  
 NEUTRIK India Pvt. Ltd. IND T: +91/982 05 43 424 F: +91/22 26163 540

Draft. Nr.: BDA 547 | Update: 06.09.2018 | Data subject to change without prior notice. ©2018 NEUTRIK®. ALL RIGHTS RESERVED. NEUTRIK® are registered trademark.