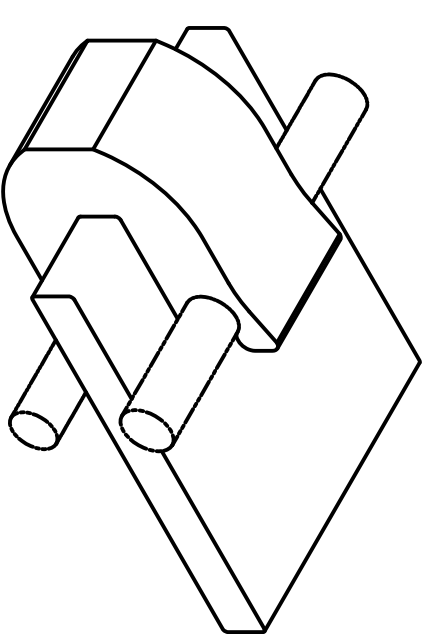

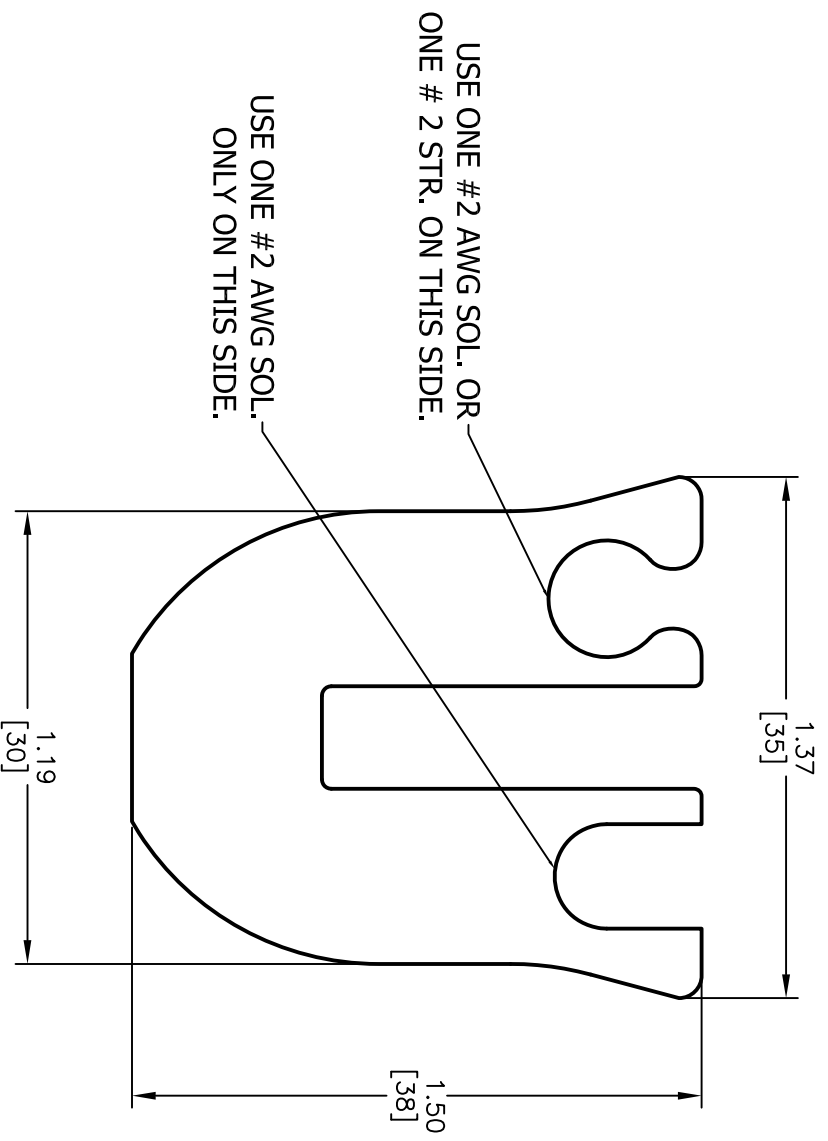


ITEM NO.	DESCRIPTION	QTY.
1	BUSBAR TAP	1

CATALOG NUMBER
HYG14B2TC2C2C

DESCRIPTION
2 AWG BUSBAR TAP



INSTALLED VIEW

- NOTES:**
1. MATERIAL : COPPER ALLOY.
 2. CONDUCTOR AND BUSBAR GROOVES PREFILLED WITH PENETROX™ OXIDE INHIBITOR.
 3. ACCOMMODATES : ONE #2 AWG SOL. AND/OR ONE #2 AWG SOL./STR. COPPER. TO 1/4" THICK COPPER BUSBAR.
 4. INSTALLED WITH ONE CRIMP USING THE HU1105 DIE SET USING THE HY750 HYPRESS™ TM SERIES HYDRAULIC TOOL.
 5. DIMENSIONS IN BRACKETS [] ARE IN MILLIMETERS ROUNDED TO THE NEAREST WHOLE NUMBER, UNLESS OTHERWISE NOTED, AND ARE FOR REFERENCE ONLY.
 6. SPECIFICATIONS SUBJECT TO CHANGE WITHOUT NOTICE.

REV.	ECN	DATE	DESCRIPTION	CHG BY	APPD BY
1	18024	12/10/12	INITIAL RELEASE	MMA	

Created on AUTOCAD		<p>DIMENSIONING AND TOLERANCE PER ANSI Y14.5M-1982 UNLESS OTHERWISE SPECIFIED, DIMENSIONS ARE IN INCHES (MM). TOLERANCES .XX = ±.01 (.25) .XXX = ±.005 (.127) .XXXX = ±.0025 (.0635) ANGLE TOL ±1°</p>	
<p>PROJECT REFERENCE: 2011-041</p>		<p>DRAWN BY: C. GRIBBLE 10/10/12</p>	
<p>MATERIAL: SEE NOTES</p>		<p>CHECKED BY: C. GRIBBLE 10/10/12</p>	
<p>APPROVED BY:</p>		<p>APPROVED BY:</p>	
<p>SIZE: C</p>		<p>TITLE: BUSBAR TAP, 2 AWG, COPPER</p>	
<p>SCALE: N/A</p>		<p>Hubbell Premise Wiring HUBBELL INCORPORATED (Delaware) 23 CLARA DRIVE, SUITE 103 MWSTIC, CT 06355</p>	
<p>DRAWING NO.: HWS14186C</p>		<p>SHEET 1 OF 1</p>	
<p>REV. 1</p>			