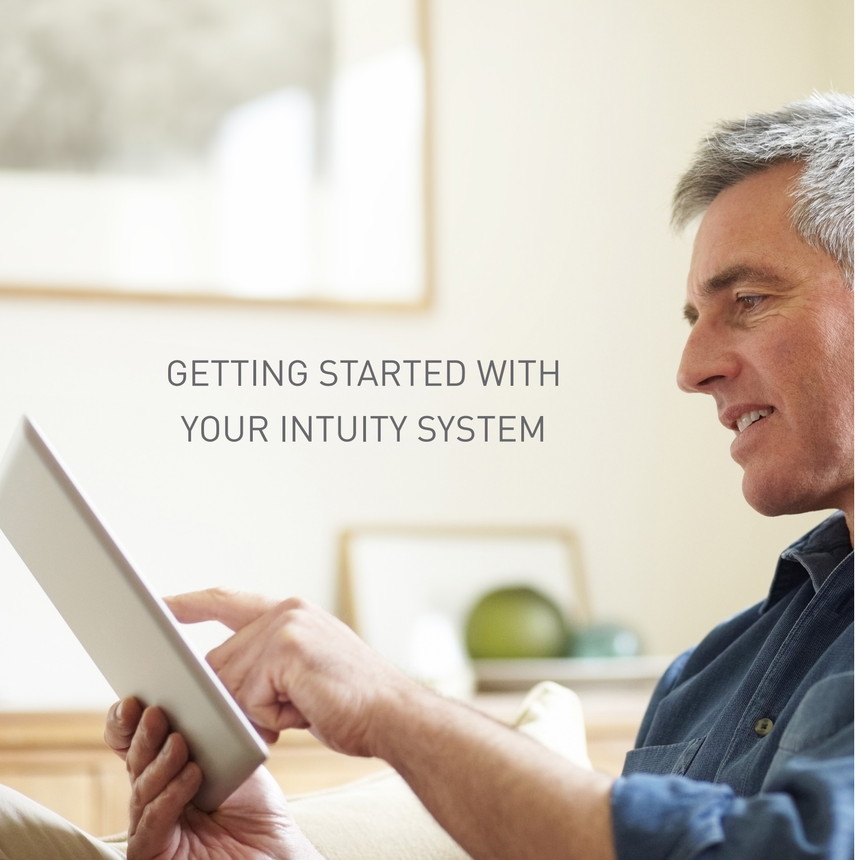

GETTING STARTED WITH YOUR INTUITY SYSTEM

Let's create an activity to trigger a notification when your doorbell rings!

To get started, open the Legrand Intuity app on your mobile device and press the icon.

1 Choose **Add Activity** and give your activity a name.

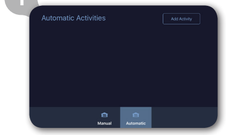

2 Select how the activity gets started and what device starts the activity.

For this example, select your doorbell as the starting device.

3 Choose a day or time for the activity to occur and the trigger reason (the doorbell ringing).

4 Select which devices are affected by the activity.

5 Select the modes applicable to this activity.

6 Choose who receives the push notification and how they'll see it.

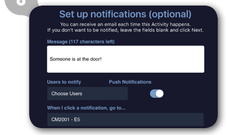

7 Verify the activity on the summary page.

8 Press the back arrow to see your newly created activity on the Activities screen.

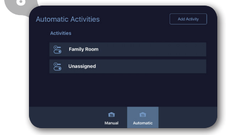

For technical assistance on your Intuity app,
contact On-Q Technical Support between 8 AM and 6:30 PM EST.

Phone: 717-546-5412
Email: technical.support-hs@legrand.us
Chat: www.legrand.us/on-q (Click on the icon to open a dialogue box)

©2016 by Legrand. All Rights Reserved. 10M - IP/AP - 11/16 - Part# BR1109161

Intuity. The smart home just got a lot smarter.

INTUITY APP SCREEN

Welcome to the Legrand Intuity™ App.

Legrand's Intuity app is designed to provide a quick, easy, mobile option for accessing your Intuity home automation system. Adjust core home functions like lighting, HVAC, music, and security with the elegant, easy-to-use Intuity app interface that puts the control of your home at your fingertips.

To help you learn the basics of using your new Intuity system, this brochure provides explanations and screen shots for the icons you will see in the app*. Legrand's Intuity app is available for download onto any of your iOS and Android smartphones and tablets through the App Store or the Google Play Marketplace.

This brochure features all of the Intuity services available to enhance your lifestyle, including those that can be integrated with 3rd party systems. If you see a product that is not part of your current service, and would like to inquire about adding it to your home automation system, contact On-Q Technical Support at 717-546-5412.

*The screen examples used in this brochure may differ from the screens you see when accessing the Intuity app. Screen displays are dependent on the device used to access the app and the products integrated with your system.

APP DESCRIPTIONS

ACTIVITIES

Automate your home with a few easy steps. You can program your system to perform tasks like simultaneously playing music, adjusting the thermostat, and turning on lights. The choice is yours!

CAMERA MONITORING

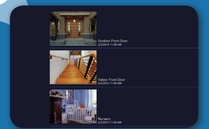

Need to know if the baby is sleeping soundly or see if someone is at the door? Just refresh the camera image to gain peace of mind about your home and loved ones.

DEVICE ASSISTANT

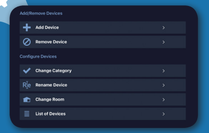

Need to add or rename a device? Not sure what devices you have on your system? Use the Device Assistant to manage all of your devices from one central location.

LIGHTING CONTROL

Set the scene using the Intuity app to adjust compatible Legrand wiring devices for your home lighting! Adjust to the perfect dimming level using the slider or access additional lighting options by choosing the arrow icon next to the slider.

MODES

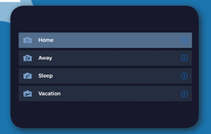

Going on vacation or just stepping out to have dinner with a neighbor? Select a mode to tell the system what activities to run automatically and then set the triggers for your modes by tapping the information icon.

OUTLET CONTROL

Manage your controllable outlets with ease. Just press ON, OFF, or double-tap the outlet icon on the screen for instant control.

MULTI-ROOM AUDIO

Feel like a change of mood? Adjust the audio volume with the touch of a finger. Or to access an extensive selection of audio options, press the ♫ icon next to the room you want to transform into a music experience.

ROOM CONTROL

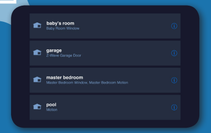

Wouldn't it be nice to know all the control options you have in each room of your home? Simple! Just add rooms and assign devices to create a quick view of the device status and system control for each room.

INTEGRATED THIRD-PARTY APP DESCRIPTIONS

Your Intuity App has the ability to integrate with an extensive selection of 3rd party applications to give you one central location of control for your home. These app descriptions cover the basics of how to use the 3rd party app once it is integrated.

If you see a product that is not part of your current service, and would like to inquire about adding it to your home automation system, contact On-Q Technical Support at 717-546-5412.

DOOR LOCK CONTROL

Locking your door every night just got easier. Simply press lock and the system automatically secures the door for you.

GARAGE DOOR CONTROL

Expecting a delivery? Kids forget the house key? Open and close your garage door from any location by pressing OPEN or CLOSE on the app screen.

SECURITY ALARM CONTROL

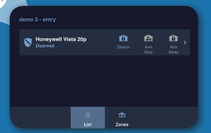

Did you forget to arm the system? Not sure if the motion sensor is active? Simply tap on any partition (security zone) to arm/disarm the system for that zone or to find out the status of a sensor.

SHADES

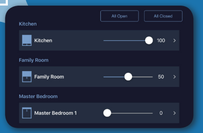

Hard to reach the shades at the top of your 30 foot windows? Install up to 50 QMotion* shades in your house and you can raise or lower the shades with the touch of a button instead of the use of a ladder. You can even set automatic level changes throughout the day by adding an Activity to your system. So go ahead, bask in the sunshine!

*QMotion is a Legrand company.

TEMPERATURE CONTROL

Is it a bit too warm for your comfort? Cool off quick! Easily access the heating and cooling options for your Z-wave or WiFi thermostats by pressing the thermostat name that you want to adjust.