

**NEW**

# Triple Grip



## Multi-Purpose Anchor



**ANOTHER DOTTIE INNOVATION!**


**Features:**

- ✓ **Claws Grip For Strength**
- ✓ **Wings For Strength and Vibration Resistance**
- ✓ **Core Expands For Additional Holding Power**




SIZE: #6 #8 #10 #12

### How it Works?



### Most Versatile / Works in:



HOLE	SCREW	Anchor	Maximum* Load Capacity				LEGEND	
			Drywall 5/8"		Concrete 3500 psi		PULL Load	SHEAR Load
			PULL	SHEAR	PULL	SHEAR		
HOLE 1/4"	screw #6	#6 Beige TripleGrip™	65Lbs	110Lbs	240Lbs	400Lbs	 	
HOLE 1/4"	screw #8	#8 Grey TripleGrip™	70Lbs	115Lbs	275Lbs	500Lbs		
HOLE 5/16"	screw #10	#10 Blue TripleGrip™	90Lbs	150Lbs	400Lbs	800Lbs		
HOLE 3/8"	screw #12	#12 Green TripleGrip™	110Lbs	200Lbs	500Lbs	900Lbs		

CATNO	UPC	SCREW SIZE	DRILL SIZE	LENGTH	COLOR	STD	SLEEVE	MSTR	WT/STD	UNIT
6	81643	#6	1/4"	1-1/4"	Beige	100	500	4000	0.91#	C
8	81644	#8	1/4"	1-1/4"	Gray	100	500	4000	0.97#	C
10	81645	#10	5/16"	1-1/2"	Blue	50	250	1500	0.60#	C
12	81646	#12	3/8"	1-1/2"	Green	50	250	1500	1.23#	C

**L.H. Dottie Company**  
**Commerce, CA 90040**  
**lhdottie.com**



Dottie Exclusive

# Triple Grip

Wall Anchors

## Two Compartment Kit Box

HANG or Stack

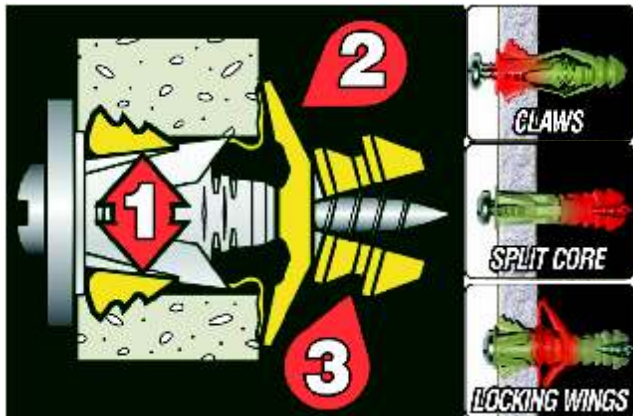


- Claws Grip For Strength
- Wings For Strength and Vibration Resistance
- Core Expands For Additional Holding Power



SIZE: #6 #8 #10 #12

### How it Works!



### Most Versatile - Works In:



DRYWALL BRICK CONCRETE PLASTER

TripleGrip™	Maximum* Load Capacity	Drywall 5/8"		Concrete 3000psi		LEGEND
		PULL	SHEAR	PULL	SHEAR	
1/2" x 1 1/4" SCREW #6	45 Brigs TripleGrip™	100 lbs	710 lbs	240 lbs	400 lbs	Pull Load Shear Load
1/2" x 1 1/4" SCREW #8	48 Brigs TripleGrip™	170 lbs	710 lbs	270 lbs	400 lbs	
1/2" x 1 1/4" SCREW #10	48 Brigs TripleGrip™	200 lbs	750 lbs	400 lbs	800 lbs	
1/2" x 1 1/4" SCREW #12	215 Brigs TripleGrip™	270 lbs	750 lbs	500 lbs	800 lbs	



Dottie Exclusive

# Triple Grip

## Two Compartment Kit Box



Item Number	UPC	Description
TG6K	82730	#6 Anchor Kit Phillips/Slotted #6 Beige Triple Grip Anchor
TG6KHX	82732	#6 Anchor Kit Hex/Slotted #6 Beige Triple Grip Anchor
TG6KSQ	82731	#6 Anchor Kit Square Drive #6 Beige Triple Grip Anchor

TG8K	82733	#8 Anchor Kit Phillips/Slotted #8 Grey Triple Grip Anchor
TG8KHX	82735	#8 Anchor Kit Hex/Slotted #8 Grey Triple Grip Anchors
TG8KSQ	82734	#8 Anchor Kit Square Drive #8 Grey Triple Grip Anchors

TG10K	82727	#10 Anchor Kit Phillips/Slotted #10 Blue Triple Grip Anchor
TG10KHX	82726	#10 Anchor Kit Hex/Slotted #10 Blue Triple Grip Anchor
TG10KSQ	82737	#10 Anchor Kit Square Drive #10 Blue Triple Grip Anchor

TG12K	82739	#12 Anchor Kit Phillips/Slotted #12 Green Triple Grip Anchor
TG12KHX	82741	#12 Anchor Kit Hex /Slotted #12 Green Triple Grip Anchor
TG12KSQ	82740	#12 Anchor Kit Square Drive #12 Green Triple Grip Anchor



# Dottie Exclusive Triple Grip

## Two Compartment Kit Box



### Load Capacities

Material	Size	Material	Drill Size	PULL	PULL	SHEAR	SHEAR	PULL	PULL	SHEAR	SHEAR
				MAX	SAFE	MAX	SAFE	MAX	SAFE	MAX	SAFE
				lbs	lbs	lbs	lbs	kg	kg	kg	kg
3/8" Drywall Wallboard 10 mm	# 6 (Beige) - 3.5mm	Polyethylene	1/4"	32	16	52	26	15	7	24	12
	# 8 (Grey) - 4mm	Polyethylene	1/4"	35	18	60	30	16	8	27	14
	# 10 (Blue) - 5mm	Polyethylene	5/16"	45	23	75	38	20	10	34	17
	# 12 (Green) - 6mm	Polyethylene	3/8"	60	30	90	45	27	14	41	20
1/2" Drywall Wallboard 13 mm	# 6 (Beige) - 3.5mm	Polyethylene	1/4"	36	18	58	29	16	8	26	13
	# 8 (Grey) - 4mm	Polyethylene	1/4"	42	21	70	35	19	10	32	16
	# 10 (Blue) - 5mm	Polyethylene	5/16"	58	29	92	46	26	13	42	21
	# 12 (Green) - 6mm	Polyethylene	3/8"	74	37	121	61	34	17	55	27
3/8" Drywall Wallboard 16 mm	# 6 (Beige) - 3.5mm	Polyethylene	1/4"	60	30	91	46	27	14	41	21
	# 8 (Grey) - 4mm	Polyethylene	1/4"	64	32	102	51	29	15	46	23
	# 10 (Blue) - 5mm	Polyethylene	5/16"	88	44	154	77	40	20	70	35
	# 12 (Green) - 6mm	Polyethylene	3/8"	132	66	204	102	60	30	93	46
Concrete 3000 PSI	# 6 (Beige) - 3.5mm	Polyethylene	1/4"	240	120	400	200	109	54	181	91
	# 8 (Grey) - 4mm	Polyethylene	1/4"	275	138	500	250	125	62	227	113
	# 10 (Blue) - 5mm	Polyethylene	5/16"	400	200	800	400	181	91	363	181
	# 12 (Green) - 6mm	Polyethylene	3/8"	500	250	900	450	227	113	408	204

L.H. Dottie Company  
 6131 South Garfield Avenue Commerce, California 90040  
 323-725-1000 lhdotsie.com

