



PowerPlug® Luminaire Disconnect



102

PowerPlug® Luminaire Disconnect 102 Specifications

Electrical Rating	Wire Range	Line Side/Ballast Side
6 Amps/600 Volts Max.	Solid	#12 – #18
	Stranded	#12 – #14 (19 strand or less)
	Stranded Tin-Bonded	#12 – #14 (19 strand or less) #16 (26 strand or less) #18 (16 strand or less)

Model 102 2-Pole	Cat. No.
Card of 25	30-372
Jar of 75	30-382J
Jar of 150	30-352J
Carton of 1,000	30-102




103

PowerPlug® Luminaire Disconnect 103 Specifications

Electrical Rating	Wire Range	Line Side	Ballast Side
6 Amps/600 Volts Max.	Solid	#12 – #18	#18
	Stranded	#12 – #14 (19 strand or less)	None
	Stranded Tin-Bonded	#12 – #14 (19 strand or less) #16 (26 strand or less) #18 (16 strand or less)	#18 (16 strand or less)

Model 103 3-Pole	Cat. No.
Card of 20	30-383X
Jar of 50	30-383XJ
Jar of 100	30-353XJ
Carton of 1,000	30-103X



182

183

PowerPlug® Luminaire Disconnect 182/183 Specifications

Electrical Rating	Wire Range	Line Side/Ballast Side
3.0 Amps/120 Volts 1.3 Amps/277 Volts 1.0 Amps/347 Volts .75 Amps/480 Volts .60 Amps/600 Volts	Solid	#18

Model 182 2-Pole	Cat. No.
Box of 100	30-082
Carton of 2,500	30-682
w/6" leads, Carton of 1,000	30-682L

Model 183 3-Pole	Cat. No.
Box of 100	30-083
Carton of 2,500	30-683




IDEAL INDUSTRIES, INC.
Becker Place, Sycamore, IL 60178, USA / 815-895-5181 • 800-435-0705 in USA

International offices: Australia • Brazil • Canada • China • Germany • Mexico • UK
For complete sales office contact information, visit us at:
www.idealindustries.com

Rev. 4/09
Form No. P-2874
Printed in USA
©2009 IDEAL INDUSTRIES, INC.



PowerPlug® Luminaire Disconnect




- Meets the new NEC and CEC code changes for non-residential fluorescent luminaires
- Perfect for new, retrofit or OEM lighting installations
- Meets UL and CSA finger-probe safety requirements
- Allows safe disconnect of hot and neutral ballast wiring
- Push-in technology results in quicker connections, saves time and increases productivity



102 2-Pole
6 Amp/600V



103 3-Pole
6 Amp/600V



182 2-Pole
3 Amp/120V



183 3-Pole
3 Amp/120V

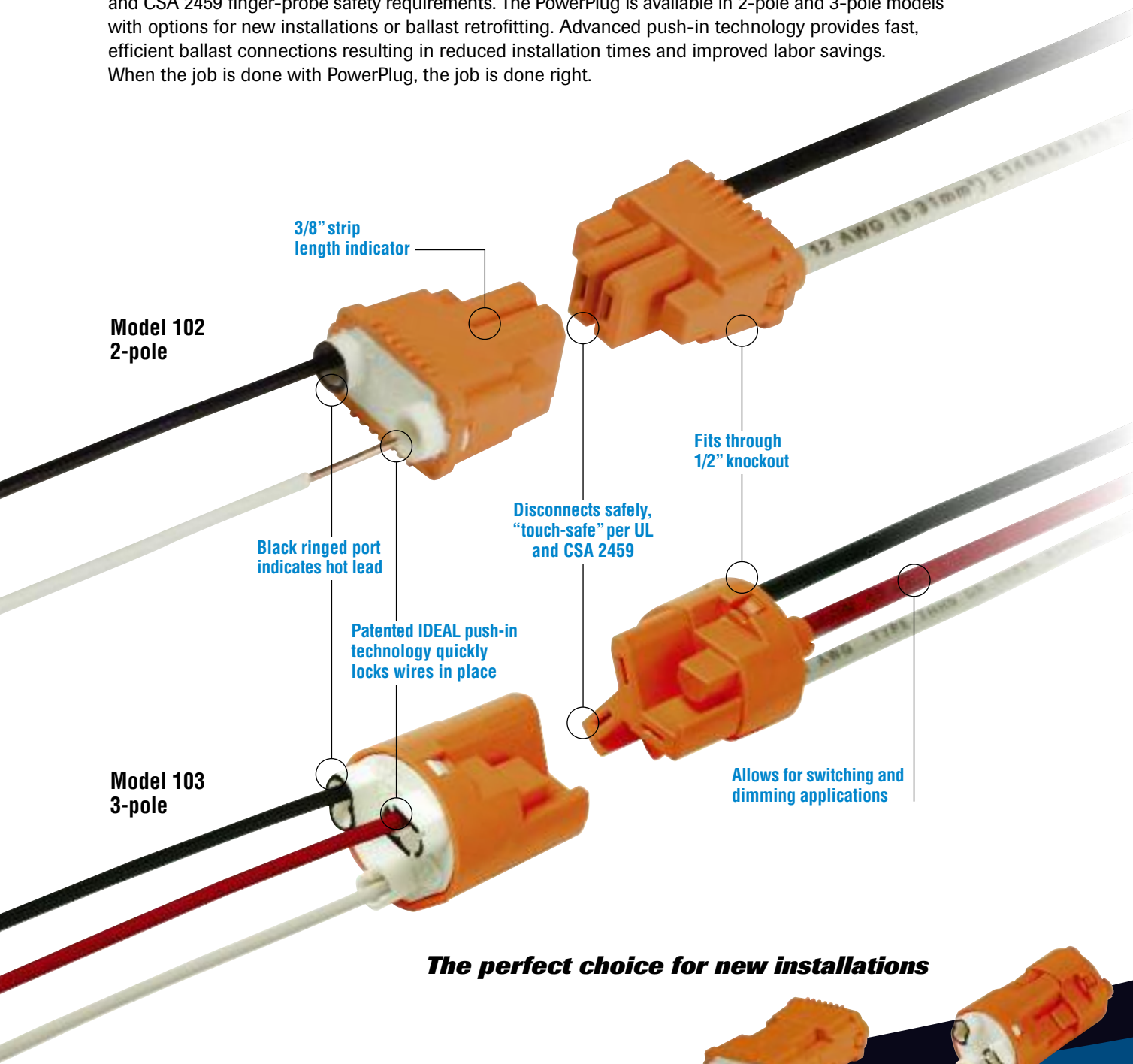


Luminaire Disconnect


powerplug® Luminaire Disconnect

The IDEAL PowerPlug® Luminaire Disconnect fully meets the 2008 National Electrical Code 410.130(G), 2005 NEC 410.73(G) and Canadian Electrical Code 30-308(4) for non-residential fluorescent luminaires. The PowerPlug helps reduce electrical shock hazard during ballast

replacement by safely disconnecting hot and neutral ballast wiring. Both halves of PowerPlug meet UL and CSA 2459 finger-probe safety requirements. The PowerPlug is available in 2-pole and 3-pole models with options for new installations or ballast retrofitting. Advanced push-in technology provides fast, efficient ballast connections resulting in reduced installation times and improved labor savings. When the job is done with PowerPlug, the job is done right.



The perfect choice for new installations



102 2-Pole
6 Amp/600V

103 3-Pole
6 Amp/600V

- 3-pole disconnect allows for one-connector installation of many of today's energy-saving lighting configurations, such as fixtures with dual or electronic ballasts
- No need for additional connectors or pigtails, resulting in time and labor savings




Color-coded ends: ballast side (white) and line side (orange)

3-pole disconnect accepts up to six #18 AWG solid wires on ballast side (2 conductors in each pole)

The value choice for retrofit installations

- Accepts #18 AWG solid wires only
- Low-profile design
- Great for retrofit or OEM lighting applications
- Meets NEC and CEC code changes for non-residential fluorescent luminaires with ballasts
- Push-in technology results in quicker connections, saving time and increasing productivity
- Passes UL & CSA 2459 finger-probe requirements
- Fits through 1/2" knockout
- Pulls apart safely and easily



182 2-Pole
3 Amp/120V

183 3-Pole
3 Amp/120V