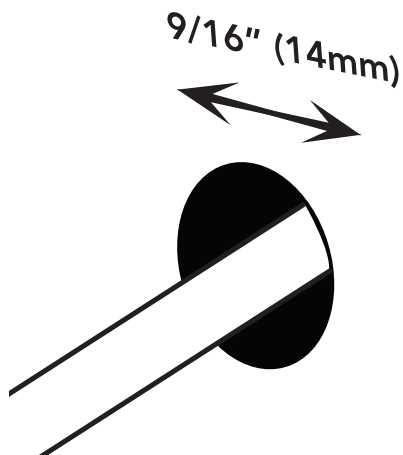


# EZ-Firestop Grommet

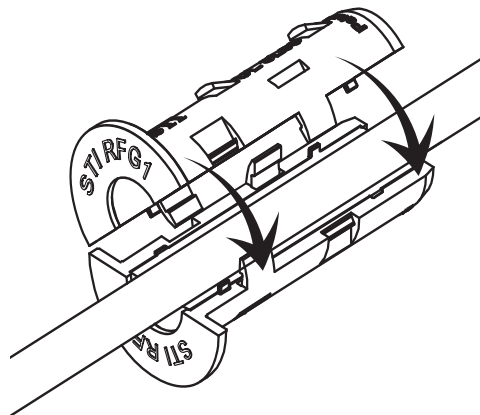
(Part Number: RFG1)

1



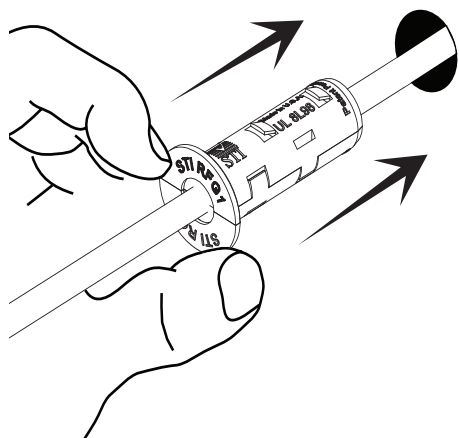
Cut nom. 9/16" (14 mm) diameter opening into gypsum board wall and run cable through opening.

2

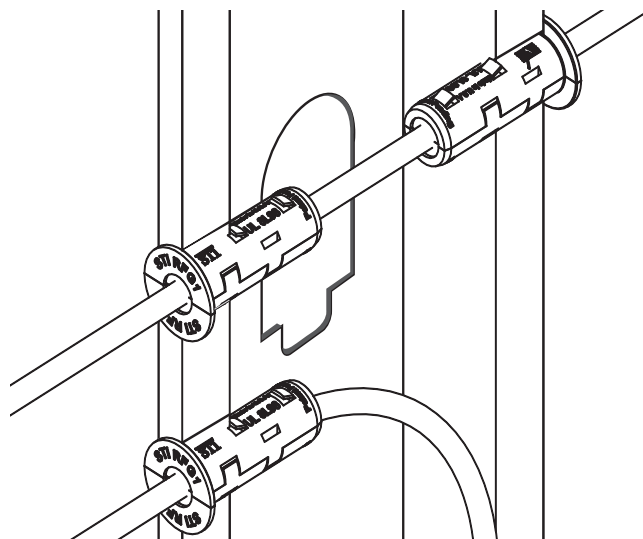


Install grommet halves around cable, teeth of grommets interlock securing grommet halves together.

3



Slide grommet down cable into opening until faceplate abuts wall surface.



PATENTED - US 8397452 B2

Note: For more information on firestop installation, refer to ASTM E3157.

