

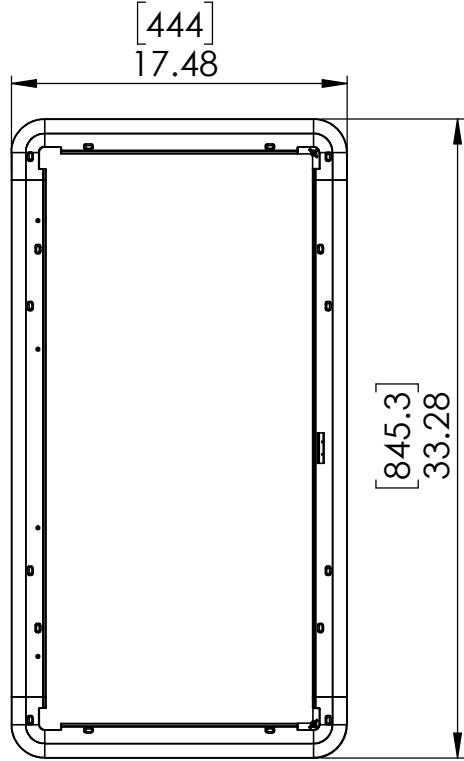


2

1

B

B



A

A

DIMENSIONS ARE IN INCHES UNLESS OTHERWISE SPECIFIED	
<b>TOLERANCES</b>	
2 PLACE DECIMAL	± .02
3 PLACE DECIMAL	± .005
4 PLACE DECIMAL	± .0005
ANGULAR	± 30'
MATERIAL	<b>PROPRIETARY AND CONFIDENTIAL</b> THE INFORMATION CONTAINED IN THIS DRAWING IS THE SOLE PROPERTY OF OnQ/LEGRAND. ANY REPRODUCTION IN PART OR AS A WHOLE WITHOUT THE WRITTEN PERMISSION OF OnQ/LEGRAND IS PROHIBITED.
FINISH	
WEIGHT	
DRAWING IS 3RD ANGLE PROJECTION DO NOT SCALE DRAWING	

DRAWN	-	DATE	-
APPROVED	-	DATE	-

		P.O. Box 60907 Harrisburg, PA 17106-0907 1-800-321-2343	
DESCRIPTION:			
<b>30" TRIM RING</b>			
SIZE	DWG NO	REV	
<b>A</b>	<b>ENP3001</b>	<b>A</b>	
SCALE	1:5	SHEET	1 OF 1

2

1