MapIT G2 Copper
Automated Infrastructure Management System

Regional Availability - Global

The MapIT G2 Smart Patch Panel (SPP) is an industry first in intelligent infrastructure management. The panel features on-board intelligence and a combination of LEDs and a backlit LCD to guide technicians. The LCD can be used to display patch cord trace and connectivity diagnostic information. It can also be used to troubleshoot network issues, which can drastically reduce downtime and increase productivity. Also, since it is actively connected to your database, the LCD could be used as a virtual label, dynamically displaying panel and port information directly from Siemon EagleEye™ Connect software. MapIT G2 patch cords provide real time control of your intelligent cabling infrastructure. These advanced cords feature patented MapIT technology—a 9th wire and 50 microinches of gold-plated sensor pins contained in a robust over-molded boot. This embedded sensor technology enables real time tracking of connections between patch panels and to LAN equipment ports.

Green
MapIT G2 uses up to 78% less power than competing systems

Smart
On panel intelligence tracks patch cord connections and drives LCD/ LEDs for technician guidance

High-Density
24 ports in a compact design, angled version also available

Simple
Control connections to the MCP or DCP are made on the back of the patch panel with Category 6A stranded shielded cable

Robust
Single piece construction integrates outlet retention and cable management. Panel includes Quick-Ground technology for shielded systems

Reliable
Panels have been tested to 20-years MTBF. All active components are field serviceable



Cordage and boots are color coded for identification, offered in blue, white, and gray

Cordage and component exceeds TIA/EIA patch cord component requirements

Over-molded boots provide plug to cable strain relief and retention of sensor pin

Sensor pin is accessible at the rear of the boot for test and mapping purposes

Sensor pins feature 50 microinches of gold plating for long-term contact reliability and resistance to corrosion

100% transmission testing ensures component and channel performance

Product Information

Item	Feature	Benefit
Smart Features	Backlit graphic LCD and green/red LEDs for patch cord traces, diagnostics and tech guidance	Improves technician efficiency, allows multiple techs to work in the same patch zone without confusion
Resilient	Redundant power and communications to patch panels	Increases system reliability
Physical Layer Monitor	Monitors patch cord connections	Identify unauthorized disconnections, protects critical applications, ensures accurate documentation
On Panel Intelligence	Port monitoring capability is built into each patch panel	Increases density and reduces cost
Heat	SPP runs cold and does not impede cooling airflow in cabinets	Helps maximize cooling efficiency in data center environments
Connections	Category 6A stranded, shielded cable for bus connections	Readily available, low cost, field configurable
Self Diagnostics	If an SPP is disconnected from the system, the MCP will report it to the MapIT software, which can trigger an alert to an IT manager or technician to fix the problem	Makes maintenance of the MapIT G2 system simple, reduces downtime
Scalable	Remote offices can use as few as one or two SPPs. For data centers, thousands of panels may be used to monitor very large patch zones	Cost effective solution for monitoring small remote offices, large data centers or office/campus environments
Installation	Easy to understand and configure, no need to manually map or test each port	Reduces the time required to design and install the system
Reliable	Tested to Mean Time Before Failure (MTBF) of 20 years	Ensures product reliability and life

Product Information

Dimensions and Height

Height	44.45 mm (1.75 in.)
Width	482.6 mm (19 in.)
Depth	101.6mm (4 in.)
Weight	2.27kg (5 lbs)

Outlet Capability

Panel Type	Modular
Number of Ports	24 (sold seperately)
Outlet Type	Keystone
Compatible Outlets	Siemon keystone Z-MAX™ Shielded and unshielded outlets, Siemon Keystone MAX™ unshielded outlets

LCD Display

Size	128 x 32 pixels
Type	Graphic
Backlight	White LED
Timeout	User programmable 3 to 30 seconds

Control Cable Connections

Connection Type	S110 (flat panel) RJ45 (angled panel)
Ports	1 IN, 1 OUT
Protocol	RS485
Control Cable Type	Category 6A stranded, shielded cable

Environmental

Operating Temperature	0° to 45° C (32° to 113° F)
Operating Humidity	Up to 90%, non-condensing
Storage Temperature	-40° to 70° C (-40° to 158° F)
Storage Humidity	Up to 90%, non-condensing

EMC

FCC Part 15 (47 CFR 15) Class A, ICES-003 Class A,EN55022/CISPR 22 Class A, AS/NZS 3548 Class A, CCC

EMC Immunity

EN/IEC 61000 - 4-2

EN/IEC 61000 - 4-3

EN/IEC 61000 - 4-4

EN/IEC 61000 - 4-5

EN/IEC 61000 - 4-6

EN/IEC 61000 - 4-11

Safety

IEC/EN/UL/CSA/AS/NZS 62368-1: Audio/video, information and communication technology equipment Part 1: Safety requirements

Ordering Information

MapIT® G2 Smart Patch Panel

Automatically track patch connections with these advanced MapIT G2 patch panels. They are sold empty and accept Siemon category 6 and 6A ZMAX keystone outlets—either shielded or unshielded. Panels are also available in both flat and angled version.

Part Number	Description
M-SPP(X)-K24ENS	MapIT G2 24-port modular Smart Patch Panel, accepts Siemon shielded and unshielded Z-MAX® keystone outlets or unshielded MAX® keystone outlets (sold separately) Includes mounting hardware, labels, (24) cable ties and panel ground lug

Use (X) to specify panel type: Blank = Flat, A = Angled

MapIT G2-Ready Patch Panel

MapIT ready panels are a great option for projects when funding for a fully intelligent system hasn't been budgeted. Simply install the lower cost ready panel on day one and upgrade with the PCB kit and other MapIT products when you're ready.

Part Number	Description
M-SPP(X)-K24E-001	MapIT G2 24-port modular Smart Patch Panel, accepts Siemon shielded and unshielded Z-MAX® keystone outlets or unshielded MAX® keystone outlets (sold separately) Includes mounting hardware, labels, (24) cable ties and panel ground lug
M-SPP(X)-PCBA-24	MapIT G2 Upgrade Kit for MapIT G2 Ready Patch Panels. (Upgrade kit includes PCB with built-in sensor pads, LED's and LCD display, new front panel cover, additional mounting hardware & components with instructions), Siemon EagleEye® Connect software sold separately

Use (X) to specify panel type: Blank = Flat, A = Angled

Optional Accessories

Siemon Keystone Outlets

Modular MapIT G2 panels accept Siemon keystone outlets. Siemon ZMAX outlets combine superior performance and simple, speedy installation.

Part Number			
Z6A-SK(XX)	**Z6A-K(XX)**	**Z6-K(XX)**	**MX6-K01**

Description			
Keystone shielded Z-MAX 6A outlet	Keystone unshielded Z-MAX 6A outlet	Keystone unshielded Z-MAX 6 outlet	Keystone unshielded MAX 6 outlet, black

Use (XX) to specify color:
01 = Black, 02 = White, 03 = Red, 04 = Grey, 05 = Yellow, 06 = Blue, 07 = Green,
09 = Orange, 20 = Ivory, 25 = Bright White, 80 = Light Ivory

Ordering Information

MapIT® G2 Category 6 UTP Copper Patch Cords

MapIT G2 Category 6 UTP, double-ended, stranded modular cord, color matching boot, T568A/B CMG.

M-MC6-(XX)-(XX)

Cord Length

03 = 0.9m (3 ft.)
05 = 1.5m (5 ft.)
07 = 2.1m (7 ft.)
10 = 3.1m (10 ft.)
15 = 4.6m (15 ft.)
20 = 6.1m (20 ft.)

Cord Color

02 = White
04 = Gray
06 = Blue

MapIT® G2 Category 6A UTP Copper Patch Cords

MapIT G2 Category 6A UTP, double-ended, stranded modular cord, color-matching boot, T568A/B LSOH.

M-10GMC-(XX)-(XX)

Cord Length

03 = 0.9m (3 ft.)
05 = 1.5m (5 ft.)
07 = 2.1m (7 ft.)
10 = 3.1m (10 ft.)
15 = 4.6m (15 ft.)
20 = 6.1m (20 ft.)

Cord Color

02 = White
04 = Gray
06 = Blue

MapIT® G2 Category 6A Shielded Copper Patch Cords

Siemon's MapIT G2 Category 6A shielded patch cords are made with Cat 7 U/FTP cable to deliver optimal channel performance. MapIT G2 Category 6A U/FTP shielded, double-ended, stranded modular cord, color-matching boot, T568A/B, LSOH, meter length.

M-10GMCS-(XX)M(XX)L

Cord Length

01 = 1m (3 ft.)
02 = 2m (6 ft.)
03 = 3m (9 ft.)
05 = 5m (16 ft.)

Cord Color

02 = White
04 = Gray
06 = Blue

Optional Accessories

Category 6A Stranded, Shielded Cable for Bus Connections

Most times a standard Siemon shielded patch cord can be used to make connections from the MCP to MapIT patch panels (bus cable connections). In cases where custom length patch cords or termination to S110 blocks on flat panels are required, use Siemon's category 6A stranded, shielded cable.



Part Number	Description
4T7D4-E10-025CR	LSOH, Category 6A, Stranded, Shielded, White jacket, 500m Reel

S110 Patch Plugs

Siemon S110 patch plugs can be used for connections to MapIT G2 patch panels.



Part Number	Description
S110P4	4-pair, field-terminated S110 patch plug (colored icons not included)

PS8-8 Shielded RJ45 Plugs

The RJ45 plugs can be used with out category 6A stranded, shielded cable to make custom length control bus cables.



Part Number	Description
PS-8-8	8-position shielded modular plug with 8 contacts (compatible with Siemon and Tyco crimp tools)

Because we continuously improve our products, Siemon reserves the right to change specifications and availability without prior notice.

North America
P: (1) 860 945 4200

Mexico
P: (521) 556 387 7708/09/10

Latin America
P: (571) 657 1950/51/52

Europe
P: (44) 0 1932 571771

China
P: (86) 215385 0303

India, Middle East & Africa
P: (971) 4 3689743

Asia Pacific
P: (61) 2 8977 7500

Siemon OEM Technologies
P: (1) 860 945 4213
www.siemon.com/OEM