MapIT® G2 Fiber
Automated Infrastructure Management System

Regional Availability — Global

The MapIT G2 Smart Fiber Enclosures are an industry first in automated infrastructure management. Available in both MTP-to-LC Plug and Play and LC-to-LC field terminated versions, the enclosures feature panel intelligence and a combination of LEDs and a backlit LCD to guide technicians. The LCD can be used to display patch cord traces, work orders and connectivity diagnostic information. It can also be used to troubleshoot network issues, which can drastically reduce downtime and increase productivity. Also, since it is actively connected to your database, you could even use it as a virtual label, dynamically displaying panel and port information directly from the Siemon's EagleEye Red™ software. MapIT G2 XGLO® jumpers are built to be the best. These assemblies are constructed with premium fiber that meets IEEE, IEC and TIA specifications for ≥ 10 Gigabit Ethernet serial transmission. These advanced cords feature patented MapIT sensor technology – gold-plated sensor pins retained in robust molded connector clips.

1. Reduced Power

MapIT G2 uses up to 78% less power than competing systems and run cool for reduced heat generation.

2. Various Configurations

Available in OM4 and OS1/OS2 MTP Plug and Play as well as multimode and singlemode LC field-terminated versions.

3. High-Density

Up to 48 fibers in a single 1U space.

4. Tech Guidance

On panel intelligence tracks fiber jumper connections and drives LCD/LEDs for tech guidance.

5. Scalable Design

MapIT G2 Smart Enclosures can support systems ranging from small, one enclosure remote sites, to large 1000+ panel data centers.

6. Plug and Play

Multi-fiber MTP connectivity provides ultra-fast deployment in mission-critical application environments.

7. Simple Management

MTP Plug and Play versions feature integrated fiber managers for secure jumper routing.

8. Easy Access

MTP Plug and Play versions feature sliding drawer for easy access to connectivity.



Connectivity Features

- **Supports Cross-Connect or Interconnect Topologies:** Two different types of jumpers are offered to support either cross-connect (panel-to-panel patching) or interconnect (switch-to-panel patching).
- **XGLO Laser Bandwidth Optimized Cable:** Reduces impurities in the core of fiber, ensuring robust 10 Gigabit Ethernet transmission.
- **Reliable Integrated Sensor Connections:** 1 sensor pin and copper wire per duplex connector tracks the connectivity status.
- **High-Quality, High Performance Connectors:** Jumpers exceed ISO/IEC and TIA requirements for aging, exposure to humidity, temperature extremes, impact, vibration, coupling strength, and cable resistance to stress and strain.

www.siemon.com/MapIT

Ordering Information

MapIT® G2 MTP-to-LC Plug and Play Fiber Enclosure – SMTP

MapIT SMTP panels feature LC connections on the front and MTP connections on the back. These are ideal for installations requiring MTP fiber trunks.

Part Number	Description
M-SMTP-LC5V48NS	MapIT G2 LC 48-fiber MTP-to-LC smart fiber enclosure, Black, Multimode, OM4 Includes 4 MTP adapters, 24 duplex MM/LC aqua adapters, Cable ties, Panel ground lug, Fiber management clips, Front management bar, Label holder and labels
M-SMTP-LCSM48NS	MapIT G2 LC 48-fiber MTP-to-LC smart fiber enclosure, black, Singlemode, OS1/OS2 Includes 4 MTP adapters, 24 duplex SM/ LC blue adapters, Cable ties, Panel ground lug, Fiber management clips, Front management bar, Label holder and labels

MapIT G2 LC-to-LC Fiber Enclosure – SFE

MapIT SFE panels feature LC connections on both the front and back. Use these panels for direct polish or fusion splice applications.

Part Number	Description
M-SFE-LC48-NS	MapIT G2 LC 48-fiber smart fiber enclosure, Black, Multimode OM3/OM4 Includes 24 duplex MM/LC aqua adapters, Cable ties, Panel ground lug, Fiber management clips, Label holder and labels
M-SFE-LC48-NSC	MapIT G2 LC 48-fiber smart fiber enclosure, Black, Singlemode Includes 24 duplex SM/LC blue adapters, Cable ties, Panel ground lug, Fiber management clips, Label holder and labels

MapIT G2-Ready MTP-to-LC Plug and Play Fiber Enclosure

This enclosure is the MapIT G2-Ready version of our MTP-to-LC Plug and Play fiber enclosure.

Part Number	Description
M-MTP-LC5V48-01*	MapIT G2-Ready MTP-to-LC enclosure, Black, Multimode*, OM4 Includes 2 MTP adapters, 24 duplex MM/LC aqua adapters, Cable ties, panel ground lug, Fiber management clips, Front management bar, Label holder and labels

MapIT G2-Ready LC-to-LC Fiber Enclosure

This enclosure is the MapIT G2-Ready version of our LC to LC SFE.

Part Number	Description
M-FE-LC48-01*	MapIT G2-Ready enclosure, Black, Multimode* OM3/OM4 Includes 24 duplex MM/LC aqua adapters, Cable ties, Panel ground lug, Fiber management clips, Label holder and labels

Upgrade Kit for MapIT G2-Ready Fiber Enclosures

PCB upgrade kit for both the SMTP or SFE MapIT G2-Ready enclosures.

Part Number	Description
M-SFE-PCBA-24	MapIT G2 upgrade kit for MapIT G2-Ready fiber enclosure (Upgrade kit includes PCB with built-in sensor pads, LED's and LCD display, New front panel cover, Additional mounting hardware and components with instructions), Siemon EagleEye® Red software sold separately

**Singlemode available, contact Customer Service for more information.*

www.siemon.com/MapIT

DIMENSIONS AND HEIGHT

HEIGHT	44.45 mm (1.75”)
WIDTH	482.6 mm (19”)
DEPTH	266.7mm (10.5”)
WEIGHT	2.27kg (5 lbs)

OUTLET CAPABILITY

PANEL TYPE	48-fiber LC, multimode/singlemode compatible
NUMBER OF FIBERS/PORTS	48-fiber (24 duplex connections/4 MTP*)
OUTLET TYPE	LC/MTP*
COMPATIBLE CONNECTORS	LC singlemode (Blue) and multimode (Beige)/12-fiber MTP*

*Plug and Play SMTP version only.

LCD DISPLAY

SIZE	128 x 32 pixels
TYPE	Graphic
BACKLIGHT	White LED
TIMEOUT	User programmable 3 to 30 seconds

BUS CONNECTIONS

CONNECTION TYPE	RJ45
PORTS	1 IN, 1 OUT
PROTOCOL	RS485
CONTROL CABLE TYPE	Category 6A stranded, shielded

ENVIRONMENTAL

OPERATING TEMPERATURE	0° to 45° C (32° to 113° F)
OPERATING HUMIDITY	Up to 90%, non-condensing
STORAGE TEMPERATURE	-40° to 70° C (-40° to 158° F)
STORAGE HUMIDITY	Up to 90%, non-condensing

EMC

FCC Part 15 (47 CFR 15) Class A, ICES-003 Class A,EN55022/CISPR 22 Class A, AS/NZS 3548 Class A, CCC.

EMC IMMUNITY

EN/IEC 61000 - 4-2
EN/IEC 61000 - 4-3
EN/IEC 61000 - 4-4
EN/IEC 61000 - 4-5
EN/IEC 61000 - 4-6
EN/IEC 61000 - 4-11

SAFETY

IEC/EN/UL/CSA/AS/NZS 62368-1: Audio/video, information and communication technology equipment Part 1: Safety requirements

www.siemon.com/MapIT

SIEMON™

Ordering Information

MapIT® G2 XGLO® Duplex Jumpers

Choose MapIT G2 Cross-Connect jumpers when patching is being done between two MapIT fiber panels. Interconnect jumpers should be used when connecting directly from a MapIT fiber panel to active equipment.

M - (XX) - (XXXXXX) - (XX)

JUMPER TYPE	MODE	LENGTH
J2 = Cross-Connect Multimode Jumper JE = Interconnect Jumper	LCLC5L = Multimode OM3 LCLC5V = Multimode OM4 LCULCUL = Singlemode OS2	01 = 1m (3 ft) 03 = 3m (10 ft) 05 = 5m (16 ft)

Jacket is constructed of Riser equivalent materials but is not third party listed or certified.
LSOH versions are available on request.

Cross-Connect Multimode Jumper

Interconnect Multimode Jumper



Interconnect Singlemode Jumper

Fusion Splice Accessories

Part Number	Description
HT-40	40mm single fiber heat shrink sleeve
HT-60	60mm single fiber heat shrink sleeve
TRAY-3	Standard splice tray for up to 24 fusion splices with sleeve protection

Note: The LightVerse splice tray (p/n TRAYHD-1-A) is not compatible with MapIT G2 fiber enclosures.



Because we continuously improve our products, Siemon reserves the right to change specifications and availability without prior notice.

North America
P: (1) 860 945 4200

Mexico
P: (521) 556 387 7708/09/10

Latin America
P: (571) 657 1950/51/52

Europe
P: (44) 0 1932 571771

China
P: (86) 215385 0303

India, Middle East & Africa
P: (971) 4 3689743

Asia Pacific
P: (61) 2 8977 7500

Siemon OEM Technologies
P: (1) 860 945 4213
www.siemon.com/OEM

www.siemon.com/MapIT