



		Finishes					
		Device	630 (Std.)	628	693, 695	606, 612	605, 611, 613, 629
Device Only - Exit Only		10	\$2,044	\$1,768	\$1,810	\$2,318	\$2,419
Outside Function		Device/ Function/Trim	630/630	628/630			
Device with pull trim	01 Exit only, cover plate	1001C	\$2,311	\$2,035	\$2,145	\$2,653	\$2,754
		1001W	\$2,260	\$1,984	\$2,056	\$2,570	\$2,671
	02 Dummy pull trim	1002C	\$2,451	\$2,175	\$2,291	\$2,750	\$2,851
		1002Z	\$2,890	\$2,614	N/A	N/A	N/A
	03 Key Retracts Latch pull trim	1003C	\$2,466	\$2,190	\$2,400	\$2,813	\$2,914
		1003Z	\$2,890	\$2,614	N/A	N/A	N/A
Device with lever trim	03 Key Retracts Latch cylinder trim	1003W	\$2,260	\$1,984	\$2,056	\$2,587	\$2,712
		1003WS	\$2,233	\$1,957	\$2,022	\$2,601	\$2,722
			<b>630/626</b>	<b>628/626</b>			
Device with lever trim	01 Blank Escutcheon	1001D	\$2,635	\$2,359	\$2,447	\$2,983	\$3,133
	02 Dummy Lever Trim	1002D	\$2,635	\$2,359	\$2,447	\$2,983	\$3,133
	08 Key Locks/Unlocks Lever	1008D	\$2,779	\$2,503	\$2,623	\$3,131	\$3,277
	09 Key Unlocks Lever; Locked when key removed	1009D	\$2,779	\$2,503	\$2,623	\$3,131	\$3,277
	10 Double Cylinder	1010D	\$3,033	\$2,757	\$2,829	\$3,427	\$3,528
	14 Lever Always Active	1014D	\$2,779	\$2,503	\$2,623	\$3,131	\$3,277
	EU Electric Lock/Unlock	10EU	\$3,551	\$3,275	\$3,328	\$3,856	\$3,983

**NOTE:**  
For all trim information and graphics see page 16

**Trilogy Mechanical & Electronic Push Button Access Control Lever Trim - See EasyKit/Access Control Doors/ACD Section**

**DEVICE COMES STANDARD WITH:**

Same finish, device exterior (except 628 finish which includes stainless steel cover, pushpad and endcap) Hex Dogging  
EC1 Ramped Endcap - Heavy Duty 36" Device for 3-foot doors  
99 Surface Strike



(99 Strike)

**OPTIONS**

F Fire Rated - Specify prefix F (ex. F1001)	Add \$150
H Hurricane Rated - Specify prefix H (ex. H1001)	Add \$75
FH Fire Rated/Hurricane Rated - Specify prefix FH (ex. FH1001)	Add \$225
W Weatherized (Mechanical only - For weatherized electrified functions, see Electrified Options)	Add \$200
<b>Electrified Options - see pages 51-59</b>	
Custom lengths - Specify size (min. 24" to max. 48")	Add \$75
NOTE: See Electrified Options for availability on devices shorter than 30", certain sizes come with EC2 endcap	
48" Add for 4-foot door width	Add \$50
EC2 Flush Endcap	No charge when ordered with device
AM Antimicrobial (AM coating applied to pushpad only)	Add \$80
KS Keystop Installed (alarm always armed when key removed)	Add \$9
SN1 Sex Nuts / Throughbolts (Device with trim requires 1 set / Device only requires 3 sets)	\$24 PER SET
SLR Silent Pushpad Return	Add \$80
CD Cylinder Dogging	No charge when ordered with device
LD Less Dogging	No charge when ordered with device
94 Double Door Strike available - see page 64	No charge when ordered with device
98 Semi-Mortise Strike	No charge when ordered with device

**NOTE - Cylinders not included. Products on this page can be ordered with cylinders (C65) or Interchangeable core housings (IC7) pre-installed at Detex prior to shipping (See page 65).**



(EC2 Endcap)



(EC1 Endcap)

	Top & Bottom Rod Device	Top Rod Only Device	Finishes				
			630 (Std.)	628	693, 695	606, 612	605, 611, 613, 629
Device Only - Exit Only	20	21	\$3,022	\$2,622	\$2,869	\$3,061	\$3,525
	Outside Function	Device/Function/Trim	630/630	628/630			
Device with pull trim	01 Exit only, cover plate	2001C 2101C	\$3,289	\$2,889	\$3,204	\$3,396	\$3,860
		2001W 2101W	\$3,238	\$2,838	\$3,115	\$3,313	\$3,777
	02 Dummy pull trim	2002C 2102C	\$3,429	\$3,029	\$3,350	\$3,493	\$3,957
		2002Z 2102Z	\$3,868	\$3,468	N/A	N/A	N/A
	03 Key Retracts Latch pull trim	2003C 2103C	\$3,444	\$3,044	\$3,459	\$3,556	\$4,020
		2003Z 2103Z	\$3,868	\$3,468	N/A	N/A	N/A
03 Key Retracts Latch cylinder trim	2003W 2103W	\$3,238	\$2,838	\$3,115	\$3,330	\$3,818	
	2003WS 2103WS	\$3,211	\$2,811	\$3,081	\$3,344	\$3,828	
			630/626	628/626			
Device with lever trim	01 Blank Escutcheon	2001D 2101D	\$3,613	\$3,213	\$3,506	\$3,726	\$4,239
	02 Dummy Lever Trim	2002D 2102D	\$3,613	\$3,213	\$3,506	\$3,726	\$4,239
	08 Key Locks/Unlocks Lever	2008D 2108D	\$3,757	\$3,357	\$3,682	\$3,874	\$4,383
	09 Key Unlocks Lever; Locked when key removed	2009D 2109D	\$3,757	\$3,357	\$3,682	\$3,874	\$4,383
	14 Lever Always Active	2014D 2114D	\$3,757	\$3,357	\$3,682	\$3,874	\$4,383
	EU Electric Lock/Unlock	20EU 21EU	\$4,529	\$4,129	\$4,387	\$4,599	\$5,089



(20 Series shown)

**NOTE: Devices are shipped RHR unless specified LHR (Field Reversible)**

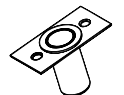
**DEVICE COMES STANDARD WITH:**

Rod, Latch and ADA Bottom Bolt Covers  
 Same finish, device exterior (except 628 finish which includes stainless steel cover, pushpad and endcap)  
 EC1 Ramped Endcap - Heavy Duty

Hex Dogging  
 36" Device for 3-foot doors  
 84" Rods for 7-foot doors  
 97 Surface Strike  
 97 Dustproof Bottom Strike (20 Series only)



(97 Surface Strike)



(97 Dust Proof Bottom Strike)

**OPTIONS**

F Fire Rated - Specify prefix F (ex. F2001) - Fire pin included for F21 Series Only	Add \$150
H Hurricane Rated - Specify prefix H (ex. H2001)	Add \$75
FH Fire Rated/Hurricane Rated - Specify prefix FH (ex. FH2001)	Add \$225
W Weatherized (Mechanical only - For weatherized electrified functions, see Electrified Options)	Add \$200
<b>For Electrified Options see pages 51-59</b>	
Custom lengths - Specify size (min. 24" to max. 48")	Add \$75
NOTE: See Electrified Options for availability on devices shorter than 30", certain sizes come with EC2 endcap	
48" Add for 4-foot door width	Add \$50
96" Add for 8-foot door height	Add \$50
120" Add for 10-foot door height	Add \$100
EC2 Flush Endcap	No charge when ordered with device
AM Antimicrobial (AM coating applied to pushpad only)	Add \$80
SN1 Sex Nuts / Throughbolts (20 device with trim requires 3 sets / 20 device only requires 5 sets)	\$24 PER SET
(21 device with trim requires 2 sets / 21 device only requires 4 sets)	
KS Keystop Installed (alarm always armed when key removed)	Add \$9
SLR Silent Pushpad Return	Add \$80
CD Cylinder Dogging	No charge when ordered with device
LD Less Dogging	No charge when ordered with device

**NOTE:**  
 For all trim information and graphics see page 16



(EC2 Endcap)

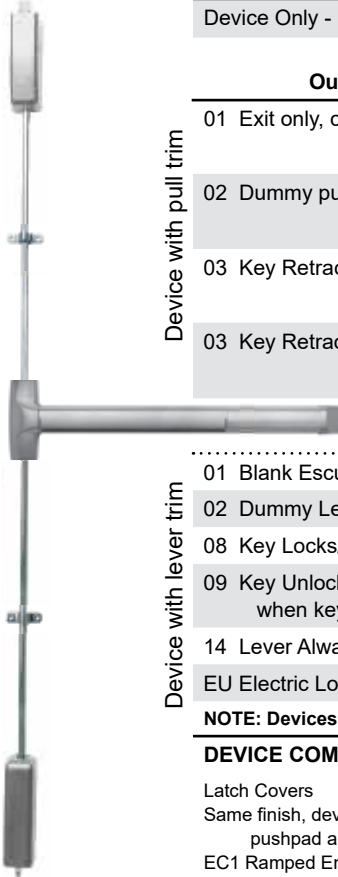


(EC1 Endcap)

**NOTE - Cylinders not included. Products on this page can be ordered with cylinders (C65) or Interchangeable core housings (IC7) pre-installed at Detex prior to shipping (See page 65).**

**NOTE - Application NOTE for 2' device (Available on Surface Vertical Device. Will ship less UL Fire label):**  
 When vertical rod devices are used on both doors of a pair, operation of the inactive door (smaller door) will not disengage the active door, creating a potential safety issue for those using the inactive door during an emergency.

### 27 SERIES ROD COVERS SOLD SEPARATELY



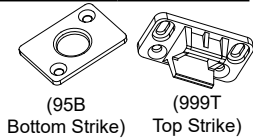
	Top & Bottom Rod Device	Finishes					
		630 (Std.)	628	693, 695	606, 612	605, 611, 613, 629	
Device Only - Exit Only	27	\$3,908	N/A	\$3,690	\$4,137	\$4,942	
	<b>Device/Function/Trim</b>	<b>630/630</b>	<b>628/630</b>				
Device with pull trim	01 Exit only, cover plate	2701C	\$4,175	N/A	\$4,025	\$4,472	\$5,277
		2701W	\$4,124	N/A	\$3,936	\$4,389	\$5,194
	02 Dummy pull trim	2702C	\$4,315	N/A	\$4,171	\$4,569	\$5,374
		2702Z	\$4,754	N/A	N/A	N/A	N/A
	03 Key Retracts Latch pull trim	2703C	\$4,330	N/A	\$4,280	\$4,632	\$5,437
		2703Z	\$4,754	N/A	N/A	N/A	N/A
03 Key Retracts Latch cylinder trim	2703W	\$4,124	N/A	\$3,936	\$4,406	\$5,235	
	2703WS	\$4,097	N/A	\$3,902	\$4,420	\$5,245	
				<b>628/626</b>			
Device with lever trim	01 Blank Escutcheon	2701D	\$4,499	N/A	\$4,327	\$4,802	\$5,656
	02 Dummy Lever Trim	2702D	\$4,499	N/A	\$4,327	\$4,802	\$5,656
	08 Key Locks/Unlocks Lever	2708D	\$4,643	N/A	\$4,503	\$4,950	\$5,800
	09 Key Unlocks Lever; Locked when key removed	2709D	\$4,643	N/A	\$4,503	\$4,950	\$5,800
	14 Lever Always Active	2714D	\$4,643	N/A	\$4,503	\$4,950	\$5,800
	EU Electric Lock/Unlock	27EU	\$5,415	N/A	\$5,208	\$5,675	\$6,506

**NOTE: Devices are shipped RHR unless specified LHR (Field Reversible)**

**DEVICE COMES STANDARD WITH:**

- Latch Covers
- Same finish, device exterior (except 628 finish which includes stainless steel pushpad and endcap)
- EC1 Ramped Endcap - Heavy Duty

- Hex Dogging
- 36" Device for 3-foot doors
- 84" Device for 7-foot doors



**OPTIONS**

T Tornado Rated (maximum 42" wide and 88" tall)	Add \$75
F Fire Rated (Contact Factory)	Add \$150
W Weatherized (Mechanical only - For weatherized electrified functions, see Electrified Options)	Add \$200
<b>For Electrified Options see pages 51-59</b>	
Custom lengths - Specify size (min. 24" to max. 48")	Add \$75
NOTE: See Electrified Options for availability on devices shorter than 30", certain sizes come with EC2 endcap	
48" Add for 4-foot door width	Add \$50
96" Add for 8-foot door height	Add \$50
120" Add for 10-foot door height	Add \$100
EC2 Flush Endcap	No charge when ordered with device
AM Antimicrobial (AM coating applied to pushpad only)	Add \$80
SN1 Sex Nuts / Throughbolts (Device with trim requires 3 sets / Device only requires 5 sets)	\$24 PER SET
KS Keystop Installed (alarm always armed when key removed)	Add \$9
SLR Silent Pushpad Return	Add \$80
CD Cylinder Dogging (Cylinder Dogging and Hex Dogging not available with Tornado Rated Device - Contact factory for electrified dogging options)	No charge when ordered with device
LD Less Dogging	No charge when ordered with device

**NOTE:**  
For all trim information and graphics see page 16



(EC2 Endcap)



(EC1 Endcap)

**NOTE - Cylinders not included. Products on this page can be ordered with cylinders (C65) or Interchangeable core housings (IC7) pre-installed at Detex prior to shipping (See page 65).**

**NOTE - When vertical rod devices are used on both doors of a pair, operation of the inactive door (smaller door) will not disengage the active door, creating a potential safety issue for those using the inactive door during an emergency.**



		Finishes					
		Device	630 (Std.)	628	693, 695	606, 612	605, 611, 613, 629
Device Only - Exit Only		30	\$2,910	\$2,577	\$2,739	\$2,934	\$3,416
		Outside Function	Device/ Function/Trim	630/630	628/630		
Device with pull trim	01 Exit only, cover plate	3001CM	\$3,177	\$2,844	\$3,074	\$3,269	\$3,751
		3001WM	\$3,126	\$2,793	\$2,985	\$3,186	\$3,668
	02 Dummy pull trim	3002CM	\$3,317	\$2,984	\$3,220	\$3,366	\$3,848
	03 Key Retracts Latch pull trim	3003CM	\$3,332	\$2,999	\$3,329	\$3,429	\$3,911
	03 Key Retracts Latch cylinder trim	3003WM	\$3,126	\$2,793	\$2,985	\$3,203	\$3,709
			630/626	628/626			
Device with lever trim	02 Dummy Lever Trim	3002DM	\$3,501	\$3,168	\$3,376	\$3,599	\$4,130
	08 Key Locks/Unlocks Lever	3008DM	\$3,645	\$3,312	\$3,552	\$3,747	\$4,274
	09 Key Unlocks Lever; Locked when key removed	3009DM	\$3,645	\$3,312	\$3,552	\$3,747	\$4,274
	10 Double Cylinder	3010DM	\$3,899	\$3,566	\$3,758	\$4,043	\$4,525
	14 Lever Always Active	3014DM	\$3,645	\$3,312	\$3,552	\$3,747	\$4,274
	EU Electric Lock/Unlock	30EUxDM	\$4,417	\$4,084	\$4,257	\$4,472	\$4,980

**NOTE:**  
For all trim information and graphics see page 16




(EC2 Endcap)



(EC1 Endcap)

**DEVICE COMES STANDARD WITH:**

Same finish, device exterior (except 628 finish which includes stainless steel cover, pushpad and endcap)	Hex Dogging	
EC1 Ramped Endcap - Heavy Duty	36" Device for 3-foot doors 90 Non-Handed Curved Lip Strike (90 Strike)	

**OPTIONS**

F Fire Rated - Specify prefix F (ex. F3001) Add \$150

**For Electrified Options see pages 51-59**

Custom lengths - Specify size (min. 26" to max. 48") Add \$75

NOTE: See Electrified Options for availability on devices shorter than 30", certain sizes come with EC2 endcap

48" Add for 4-foot door width Add \$50

EC2 Flush Endcap No charge when ordered with device

AM Antimicrobial (AM coating applied to pushpad only) Add \$80

SN1 Sex Nuts / Throughbolts (Device with trim requires 3 sets / Device only requires 5 sets) \$24 PER SET

KS Keystop Installed (alarm always armed when key removed) Add \$9

SLR Silent Pushpad Return Add \$80

CD Cylinder Dogging No charge when ordered with device

LD Less Dogging No charge when ordered with device









91 ANSI Flat Lip Strike Add \$47

92 Double Door Short Open Back Strike Add \$134

93 Double Door Long Open Back Strike Add \$134






**NOTE - Cylinders not included. Products on this page can be ordered with cylinders (C65) or Interchangeable core housings (IC7) pre-installed at Detex prior to shipping (See page 65).**

### PLATES AND PULL TRIMS

W Trim for 10/20/21 Series Devices WM Trim (30 Series)		WS Trim for 10/20/21/27 Series Devices	C Trim for 10/20/21/27 Series Devices CM Trim (30 Series) S Handle			Z Trim for 10/20/21 Series Devices		
 01W/ 01WM	 03W/ 03WM	 03WS	 01C/ 01CM	 02C/ 02CM	 03C/ 03CM	 02Z	 03Z	Specify Handing
Antimicrobial (AM) - Add \$80								
<b>Finishes</b>								
Function	Description	Trim	626	630 (Std.)	693, 695	606, 612	605, 611, 613, 625, 629	
01	Exit only, cover plate	W, WM	N/A	\$216	\$246	\$252	\$252	
03*	Key retracts latch	W, WM	N/A	\$216	(03W only) \$246	\$269	\$293	
03*	Key retracts latch	WS**	\$189	N/A	\$212	\$283	\$303	
01	Exit only, cover plate	C, CM	N/A	\$267	(01C only) \$335	\$335	\$335	
02	Dummy pull	C, CM	N/A	\$407	(02C only) \$481	\$432	\$432	
03*	Key retracts latch	C, CM	N/A	\$422	(03C only) \$590	\$495	\$495	
02	Dummy vandal pull	Z	N/A	\$846	N/A	N/A	N/A	
03*	Key retracts latch vandal pull	Z	N/A	\$846	N/A	N/A	N/A	
* 03 function cylinder sold separately. C, W and Z trims require rim cylinder. WM and CM trims require mortise cylinder - see page 65								
** WS Trim - Not available in Brushed Stainless Steel (630) or Bright Stainless Steel (629) - Specify 625 or 626								
<b>NOTE: 02Z and 03Z Trims are shipped RHR unless specified LHR</b>								

### LEVER TRIMS


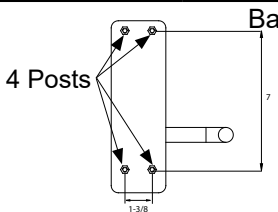





D Trim - for 10/20/21/27 Series Devices DM Trim - for 30 Series Device								
 08D/DM 09D/DM 10D/10DM	 02D/DM 14D/DM	 S Lever (Std.)	 T Lever	 U Lever				
Lever Switch (LS) - Add \$275 • Knurling (KN) - Add \$90 • Antimicrobial (AM) - Add \$80								
<b>Finishes</b>								
Function	Description	Trim	Lever	626 (Std.)	693, 695	606, 612	605, 611, 613, 625 <sup>2</sup>	
01	Blank Escutcheon	D	N/A	\$591	\$637	\$665	\$714	
02	Dummy lever	D, DM	S, T or U	\$591	\$637	\$665	\$714	
08*	Key locks/unlocks lever	D, DM	S, T or U	\$735	\$813	\$813	\$858	
09*	Key unlocks lever; locked when key removed	D, DM	S, T or U	\$735	\$813	\$813	\$858	
10*	Double Cylinder (10/30 Series only)	D, DM	S, T or U	\$989	\$1,019	\$1,109	\$1,109	
14	Lever always active	D, DM	S, T or U	\$735	\$813	\$813	\$858	
Trilogy Mechanical & Electronic Push Button Access Control Lever Trim - Sold with Exit Device Only (See EasyKit/Access Control Doors/ACD Section)								
* Mortise cylinder not included (order separately - see page 65)								
<sup>2</sup> Use 625 finish for lever trim to match 629 exit device finish.								
<b>NOTE: Lever Trims are shipped RHR unless specified LHR (02, 08, 09 and 14 are Field Reversible)</b>								



103789 Cylinder Nut Socket  
100783 Cylinder Nut  
See page 124 for more information

**EU Electrified Lever Trim - for 10/20/21 Series Devices**  
**EUxDM Electrified Lever Trim - for 30 Series Device**






				Finishes			
Function	Description	Trim	Lever	626 (Std.)	693, 695	606, 612	605, 611, 613, 625 <sup>Ω</sup>
EU*	Electric Lock/Unlock	EU, EUxDM	S, T or U	\$1,507	\$1,518	\$1,538	\$1,564

(For EU specify Fail Secure [FSE - std.] or Fail Safe [FSA] and specify handing - **not field reversible**)

\* Mortise cylinder not included (order separately - see page 65)  
<sup>Ω</sup>Use 625 finish for lever trim to match 629 exit device finish.


**NOTE: Lever Trims are shipped RHR unless specified LHR**




Also available 12VDC - Specify 12VDC      Lever Switch (LS) - Add \$275 • Knurling (KN) - Add \$90 • Antimicrobial (AM) - Add \$80

## FSB LEVERS FSB


**Wide Stile FSB Levers For Use With 10/20/21/27/30 Series (long lead times apply)**





**EU/EUxDMFSB** \_\_\_\_\_  
**08D/DMFSB** \_\_\_\_\_  
**09D/DMFSB** \_\_\_\_\_





**02D/DMFSB** \_\_\_\_\_  
**14D/DMFSB** \_\_\_\_\_


  
1076


  
1075


  
1035

  
1016

  
1119

  
1147

  
1093

  
1058

Example 08DFSB1076

				Finishes			
Function	Description	Trim	Lever	630 (Std.)	693, 695	606, 612	605, 611, 613, 629
02	Dummy lever	D, DM	FSB____†	\$1,115			
08*	Key locks/unlocks lever	D, DM	FSB____†	\$1,163			
09*	Key unlocks lever; locked when key removed	D, DM	FSB____†	\$1,163			
14	Lever always active	D, DM	FSB____†	\$1,163			
EU*	Electric Lock/Unlock	EU, EUxDM	FSB____†	\$1,802			

(For EU specify Fail Secure [FSE - std.] or Fail Safe [FSA] and specify handing - not field reversible)

FSB Lever Trims available in 630 / US32D Brushed Stainless Steel finish only

\* Mortise cylinder not included (order separately - see page 65)

**NOTE: Lever Trims are shipped RHR unless specified LHR (02, 08, 09 and 14 are Field Reversible)**

† To order, use FSB then 4-letter designator. (Example: FSB1076)





		Finishes					
		Device	630 (Std.)	628	693, 695	606, 612	605, 611, 613, 629
Device Only - Exit Only		40	\$2,222	\$1,962	\$2,098	\$2,420	\$2,599
Device with pull trim	<b>Outside Function</b>	<b>Device/Function/Trim</b>	<b>630/630</b>	<b>628/630</b>			
	01 Exit only, cover plate	4001CN	\$2,482	\$2,222	\$2,433	\$2,755	\$2,934
	02 Dummy pull trim	4002CN	\$2,618	\$2,358	\$2,579	\$2,853	\$3,032
	03 Key Retracts Latch pull trim	4003CN	\$2,632	\$2,372	\$2,688	\$2,916	\$3,095
	03 Key Retracts Latch cylinder trim	4003WS	\$2,411	\$2,151	\$2,310	\$2,704	\$2,904
			<b>630/626</b>	<b>628/626</b>			
Device with lever trim	01 Blank Escutcheon	4001DN	\$2,768	\$2,508	\$2,706	\$3,058	\$3,286
	02 Dummy Lever Trim	4002DN	\$2,768	\$2,508	\$2,706	\$3,058	\$3,286
	08 Key Locks/Unlocks Lever	4008DN	\$2,871	\$2,611	\$2,891	\$3,213	\$3,442
	09 Key Unlocks Lever; Locked when key removed	4009DN	\$2,871	\$2,611	\$2,891	\$3,213	\$3,442
	14 Lever Always Active	4014DN	\$2,871	\$2,611	\$2,891	\$3,213	\$3,442
	EU2W Electric Lock/Unlock	40EU2W	\$3,563	\$3,303	\$3,451	\$3,831	\$4,038

Special note: Specify EU2W trim for Hollow Metal Door, fits doors with minimum 4" (or greater) stile

**DEVICE COMES STANDARD WITH:**

Same finish, device exterior (except 628 finish which includes stainless steel pushpad and endcap)      36" Device for 3-foot doors  
 EC1 Ramped Endcap - Heavy Duty      99 Surface Strike  
 Hex Dogging      Extended Extrusion



(99 Strike)

**OPTIONS**

F Fire Rated - Specify prefix F (ex. F4001)	Add \$150
H Hurricane Rated - Specify prefix H (ex. H4001)	Add \$75
FH Fire Rated/Hurricane Rated - Specify prefix FH (ex. FH4001)	Add \$225
W Weatherized (Mechanical only - For weatherized electrified functions, see Electrified Options)	Add \$200
<b>Electrified Options - see pages 51-59</b>	
Custom lengths - Specify size (min. 24" to max. 48")	Add \$75
NOTE: See Electrified Options for availability on devices shorter than 30", certain sizes come with EC2 endcap	
48" Add for 4-foot door width	Add \$50
EC2 Flush Endcap	No charge when ordered with device
AM Antimicrobial (AM coating applied to pushpad only)	Add \$80
SN1 Sex Nuts / Throughbolts (Device with trim requires 1 set / Device only requires 2 sets)	\$24 PER SET
KS Keystop Installed (alarm always armed when key removed)	Add \$9
SLR Silent Pushpad Return	Add \$80
CD Cylinder Dogging	No charge when ordered with device
LD Less Dogging	No charge when ordered with device
94 Double Door Strike Available - see page 64 (wide stile doors only)	No charge when ordered with device
99 Surface Strike	No charge when ordered with device

**NOTE - Cylinders not included. Products on this page can be ordered with cylinders (C65) or Interchangeable core housings (IC7) pre-installed at Detex prior to shipping (See page 65).**

**NOTE:**  
For all trim information and graphics see page 20



(EC2 Endcap)



(EC1 Endcap)



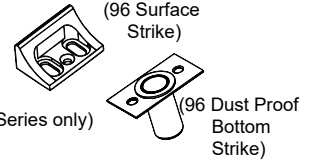
	Top & Bottom Rod Device	Top Rod Only Device	Finishes				
			630 (Std.)	628	693, 695	606, 612	605, 611, 613, 629
Device Only - Exit Only	50	51	\$3,537	\$3,018	\$3,285	\$3,770	\$3,978
Device with pull trim	Outside Function	Device/Function/Trim	630/630	628/630			
	01 Exit only, cover plate	5001CN 5101CN	\$3,797	\$3,278	\$3,620	\$4,105	\$4,313
02 Dummy pull trim	5002CN 5102CN	\$3,933	\$3,414	\$3,766	\$4,203	\$4,411	
03 Key Retracts Latch pull trim	5003CN 5103CN	\$3,947	\$3,428	\$3,875	\$4,266	\$4,474	
03 Key Retracts Latch cylinder trim	5003WS 5103WS	\$3,726	\$3,207	\$3,497	\$4,054	\$4,283	
Device with lever trim			630/626	628/626			
	01 Blank Escutcheon	5001DN 5101DN	\$4,083	\$3,564	\$3,893	\$4,408	\$4,665
02 Dummy Lever Trim	5002DN 5102DN	\$4,083	\$3,564	\$3,893	\$4,408	\$4,665	
08 Key Locks/Unlocks Lever	5008DN 5108DN	\$4,186	\$3,667	\$4,078	\$4,563	\$4,821	
09 Key Unlocks Lever; Locked when key removed	5009DN 5109DN	\$4,186	\$3,667	\$4,078	\$4,563	\$4,821	
14 Lever Always Active	5014DN 5114DN	\$4,186	\$3,667	\$4,078	\$4,563	\$4,821	
EU2W Electric Lock/Unlock	50EU2W 51EU2W	\$4,878	\$4,359	\$4,638	\$5,181	\$5,417	

Special NOTE: Specify EU2W trim for Hollow Metal Door, fits doors with minimum 4" (or greater) stile  
**NOTE: Devices are shipped RHR unless specified LHR (Field Reversible)**

**DEVICE COMES STANDARD WITH:**

- Rod Covers
- Same finish, device exterior (except 628 finish which includes stainless steel cover, pushpad and endcap)
- EC1 Ramped Endcap - Heavy Duty
- Hex Dogging

- 36" Device for 3-foot doors
- 84" Rods for 7-foot doors
- 96 Surface Strike
- 96 Dustproof Bottom Strike (50 Series only)
- Extended Extrusion



**OPTIONS**

**NOTE:**  
For all trim information and graphics see page 20

- F Fire Rated - Specify prefix F (ex. F5001) - Fire pin included for F51 Series Only Add \$150
  - H Hurricane Rated - Specify prefix H (ex. H5001) Add \$75
  - FH Fire Rated/Hurricane Rated - Specify prefix FH (ex. FH5001) Add \$225
  - W Weatherized (Mechanical only - For weatherized electrified functions, see Electrified Options) Add \$200
- For Electrified Options see pages 51-59**

Custom lengths - Specify size (min. 24" to max. 48") Add \$75  
 NOTE: See Electrified Options for availability on devices shorter than 30", certain sizes come with EC2 endcap

- 48" Add for 4-foot door width Add \$50
- 96" Add for 8-foot door height Add \$50
- 120" Add for 10-foot door height Add \$100
- EC2 Flush Endcap No charge when ordered with device



- AM Antimicrobial (AM coating applied to pushpad only) Add \$80
- SN1 Sex Nuts / Throughbolts (50 device with trim requires 3 sets / 50 device only requires 4 sets) \$24 PER SET  
(51 device with trim requires 2 sets / 51 device only requires 3 sets)
- KS Keystop Installed (alarm always armed when key removed) Add \$9
- SLR Silent Pushpad Return Add \$80



- CD Cylinder Dogging No charge when ordered with device
- LD Less Dogging No charge when ordered with device





**NOTE - Cylinders not included. Products on this page can be ordered with cylinders (C65) or Interchangeable core housings (IC7) pre-installed at Detex prior to shipping (See page 65).**

**NOTE - Application NOTE for 2' device (Available on Surface Vertical Device. Will ship less UL Fire label):**

When vertical rod devices are used on both doors of a pair, operation of the inactive door (smaller door) will not disengage the active door, creating a potential safety issue for those using the inactive door during an emergency.



### PLATES AND PULL TRIMS

WS Trim for 40/50/51 Series Devices			CN Trim for 40/50/51 Series Devices S Handle				
 <b>03WS</b>			 <b>01CN</b>  <b>02CN</b>  <b>03CN</b>				
Antimicrobial (AM) - Add \$80			<b>Finishes</b>				
Function	Description	Trim	626	630 (Std.)	693, 695	606, 612	605, 611, 613, 625, 629
03*	Key retracts latch	WS**	\$189	N/A	\$212	\$284	\$305
01	Exit only, cover plate	CN	N/A	\$260	\$335	\$335	\$335
02	Dummy pull	CN	N/A	\$396	\$481	\$433	\$433
03*	Key retracts latch	CN	N/A	\$410	\$590	\$496	\$496

\* Rim cylinder not included (order separately - see page 65)






\*\* WS Trim - Not available in Brushed Stainless Steel (630) or Bright Stainless Steel (629) - Specify 625 or 626

RC65



IC7R

### LEVER TRIMS

DN Trims for 40/50/51 Series Devices									
 <b>08DN 09DN</b>		 <b>02DN 14DN</b>		 <b>S Lever (Std.)</b>		 <b>T Lever</b>		 <b>U Lever</b>	
Lever Switch (LS) - Add \$275 • Knurling (KN) - Add \$90 • Antimicrobial (AM) - Add \$80									
				<b>Finishes</b>					
Function	Description	Trim	Lever	626 (Std.)	693, 695	606, 612	605, 611, 613, 625 <sup>α</sup>		
01	Blank Escutcheon	DN	N/A	\$546	\$608	\$638	\$687		
02	Dummy lever	DN	S, T or U	\$546	\$608	\$638	\$687		
08*	Key locks/unlocks lever	DN	S, T or U	\$649	\$793	\$817	\$843		
09*	Lever trim active by key; locked when key removed	DN	S, T or U	\$649	\$793	\$817	\$843		
14	Lever always active	DN	S, T or U	\$649	\$793	\$817	\$843		

For Vandal Resistant Lever, for use on Hollow Metal Doors or doors with minimum 4" stile, specify suffix 2W (example: 08D2W). See page 72 for more information.

\* Mortise cylinder not included (order separately - see page 65)

<sup>α</sup>Use 625 finish for lever trim to match 629 exit device finish.

**NOTE: Lever Trims are shipped RHR unless specified LHR (02, 08, 09 and 14 are Field Reversible)**

MC65

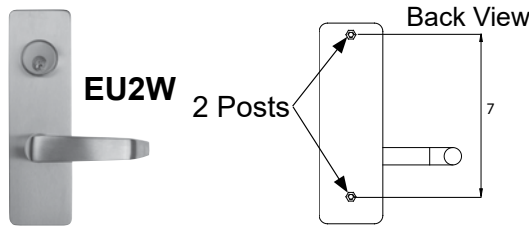


IC7



103789 Cylinder Nut Socket  
100783 Cylinder Nut  
See page 124 for more information

### EU2W Electrified Lever Trim for 40/50/51 Series Devices



Special NOTE: Specify EU2W trim for Hollow Metal Door, fits doors with minimum 4" (or greater) stile



Function	Description	Trim	Lever	Finishes			
				626 (Std.)	693, 695	606, 612	605, 611, 613, 625 <sup>Ω</sup>
EU2W*	Electric Lock/Unlock Wide Escutcheon	EU2W	S, T or U	\$1,341	\$1,353	\$1,411	\$1,439
(For EU2W specify Fail Secure [FSE - std.] or Fail Safe [FSA] and specify handing - <b>not field reversible</b> )							
* Mortise cylinder not included (order separately - see page 65) <sup>Ω</sup> Use 625 finish for lever trim to match 629 exit device finish. <b>NOTE: Lever Trims are shipped RHR unless specified LHR</b>							






Also available 12VDC - Specify 12VDC      Lever Switch (LS) - Add \$275 • Knurling (KN) - Add \$90 • Antimicrobial (AM) - Add \$80

## FSB LEVERS



### Narrow Stile FSB Levers For Use With 40/50/51 Series (long lead times apply)



Example 08DNFSB1076

Function	Description	Trim	Lever	Finishes			
				630 (Std.)	693, 695	606, 612	605, 611, 613, 629
02	Dummy lever	DN	FSB____†	\$1,082			
08*	Key locks/unlocks lever	DN	FSB____†	\$1,128			
09*	Key unlocks lever; locked when key removed	DN	FSB____†	\$1,128			
14	Lever always active	DN	FSB____†	\$1,128			

Contact factory for special pricing and extended lead times.

FSB Lever Trims available in 630 / US32D Brushed Stainless Steel finish only


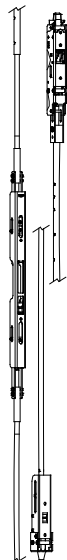
\* Mortise cylinder not included (order separately - see page 65)

**NOTE: Lever Trims are shipped RHR unless specified LHR (02, 08, 09 and 14 are Field Reversible)**

† To order, use FSB then 4-letter designator. (Example: FSB1076)



## 60/61 SERIES CONCEALED VERTICAL ROD (NARROW STILE FOR ALUMINUM DOOR)



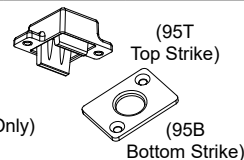
	Top & Bottom Rod Device	Top Rod Only Device	Finishes				
			630 (Std.)	628	693, 695	606, 612	605, 611, 613, 629
Device Only - Exit Only	60	61	\$3,532	\$3,074	\$3,330	\$3,888	\$4,270
	Outside Function	Device/Function/Trim	630/630	628/630			
Device with pull trim	01 Exit only, cover plate	6001CNV 6101CNV	\$3,792	\$3,334	\$3,665	\$4,223	\$4,605
	01 Dummy pull trim	6002CNV 6102CNV	\$3,881	\$3,423	\$3,798	\$4,310	\$4,692
		6002WP 6102WP	\$3,822	\$3,364	N/A	N/A	N/A
Device with lever trim	03 Key Retracts Latch cylinder trim	6003R 6103R	\$3,979	\$3,521	N/A	N/A	N/A
	03 Key Retracts latch pull trim	6003CNV 6103CNV	\$4,026	\$3,568	\$3,847	\$4,405	\$4,787
			630/626	628/626			
	01 Blank Escutcheon	6001DNV 6101DNV	\$4,198	\$3,740	\$4,000	\$4,558	\$5,076
	02 Dummy Lever Trim	6002DNV 6102DNV	\$4,198	\$3,740	\$4,000	\$4,558	\$5,076
	08 Key Locks/Unlocks Lever	6008DNV 6108DNV	\$4,309	\$3,851	\$4,136	\$4,777	\$5,175
	09 Key Unlocks Lever; Locked when key removed	6009DNV 6109DNV	\$4,309	\$3,851	\$4,136	\$4,777	\$5,175
	14 Outside Lever Always Active	6014DNV 6114DNV	\$4,309	\$3,851	\$4,136	\$4,777	\$5,175

**NOTE: Devices are shipped RHR unless specified LHR (Field Reversible)**

**DEVICE COMES STANDARD WITH:**

Same finish, device exterior (except 628 finish which includes stainless steel cover, pushpad and endcap)  
 EC1 Ramped Endcap - Heavy Duty  
 Hex Dogging

36" Device for 3-foot doors  
 80" - 96" Fits 6'8" to 8' doors  
 95T Top Strike  
 95B Bottom Strike (60 Series Only)



**OPTIONS**

F Fire Rated (3 Hour) with steel door - Specify prefix F (ex. F6001) - Fire pin included for F61 Series Only Add \$150

**For Electrified Options see pages 51-59**

Custom lengths - Specify size (min. 24" to max. 48") Add \$75

NOTE: See Electrified Options for availability on devices shorter than 30", certain sizes come with EC2 endcap

48" Add for 4-foot door width Add \$50

120" Add for door height 97" to 120" (10 ft.) Add \$100

EC2 Flush Endcap No charge when ordered with device

AM Antimicrobial (AM coating applied to pushpad only) Add \$80

SN1 Sex Nuts / Throughbolts (Device with trim requires 1 set long / Device only requires 1 set long, 1 set short) \$24 PER SET

KS Keystop Installed (alarm always armed when key removed) Add \$9

SLR Silent Pushpad Return Add \$80

CD Cylinder Dogging No charge when ordered with device

LD Less Dogging No charge when ordered with device

**NOTE - Cylinders not included. Products on this page can be ordered with cylinders (C65) or Interchangeable core housings (IC7) pre-installed at Detex prior to shipping (See page 65).**

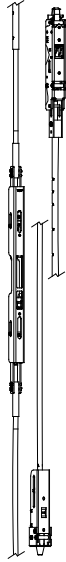
**NOTE:**  
 For all trim information and graphics see page 24



(EC2 Endcap)



(EC1 Endcap)



	(62 Series shown)	Top & Bottom Rod Device	Top Rod Only Device	Finishes				
				630 (Std.)	628	693, 695	606, 612	605, 611, 613, 629
	Device Only - Exit Only	62	63	\$3,532	\$3,074	\$3,330	\$3,888	\$4,270
	<b>Outside Function</b>	<b>Device/Function/Trim</b>		<b>630/630</b>	<b>628/630</b>			
Device with pull trim	01 Exit only, cover plate	6201CNV	6301CNV	\$3,792	\$3,334	\$3,665	\$4,223	\$4,605
	01 Dummy pull trim	6202CNV	6302CNV	\$3,881	\$3,423	\$3,798	\$4,310	\$4,692
		6202WP	6302WP	\$3,822	\$3,364	N/A	N/A	N/A
	03 Key Retracts Latch cylinder trim	6203R	6303R	\$3,979	\$3,521	N/A	N/A	N/A
03 Key Retracts latch pull trim	6203CNV	6303CNV	\$4,026	\$3,568	\$3,847	\$4,405	\$4,787	
				<b>630/626</b>	<b>628/626</b>			
Device with lever trim	01 Blank Escutcheon	6201DNV	6301DNV	\$4,198	\$3,740	\$4,000	\$4,558	\$5,076
	02 Dummy Lever Trim	6202DNV	6302DNV	\$4,198	\$3,740	\$4,000	\$4,558	\$5,076
	08 Key Locks/Unlocks Lever	6208DNV	6308DNV	\$4,309	\$3,851	\$4,136	\$4,777	\$5,175
	09 Key Unlocks Lever; Locked when key removed	6209DNV	6309DNV	\$4,309	\$3,851	\$4,136	\$4,777	\$5,175
	14 Outside Lever Always Active	6214DNV	6314DNV	\$4,309	\$3,851	\$4,136	\$4,777	\$5,175

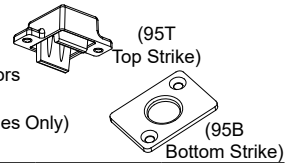
**NOTE:**  
For all trim information and graphics see page 24

**NOTE:** Devices are shipped RHR unless specified LHR (Field Reversible)

**DEVICE COMES STANDARD WITH:**

Same finish, device exterior (except 628 finish which includes stainless steel cover, pushpad and endcap)  
36" Device for 3-foot doors  
EC1 Ramped Endcap - Heavy Duty  
**NOTE:** Fits 3-1/2" stile door

Hex Dogging  
80" - 96" Fits 6'8" to 8' doors  
95T Top Strike  
95B Bottom Strike (62 Series Only)



**OPTIONS**

F Fire Rated (3 Hour) - Specify prefix F (ex. F6201) - Fire pin included for F63 Series Only Add \$150

**For Electrified Options see pages 51-59**

Custom lengths - Specify size (min. 24" to max. 48") Add \$75

NOTE: See Electrified Options for availability on devices shorter than 30", certain sizes come with EC2 endcap

48" Add for 4-foot door width Add \$50

120" Add for door height 97" to 120" (10 ft.) Add \$100

EC2 Flush Endcap No charge when ordered with device

AM Antimicrobial (AM coating applied to pushpad only) Add \$80

SN1 Sex Nuts / Throughbolts (Device with trim requires 1 set long / Device only requires 1 set long, 1 set short) \$24 PER SET

KS Keystop Installed (alarm always armed when key removed) Add \$9

SLR Silent Pushpad Return Add \$80

CD Cylinder Dogging No charge when ordered with device

LD Less Dogging No charge when ordered with device

**NOTE - Cylinders not included. Products on this page can be ordered with cylinders (C65) or interchangeable core housings (IC7) pre-installed at Detex prior to shipping (See page 65).**








(EC2 Endcap)



(EC1 Endcap)






### PLATES AND PULL TRIMS

R Trim for 60 Series Devices		WP Trim for 60 Series Devices	CNV Narrow Stile Trim for 62/63 Series Devices Only - S Handle			
 <b>03R</b>		 <b>02WP</b>	 <b>01CNV</b>	 <b>02CNV</b>	 <b>03CNV</b>	
Antimicrobial (AM) - Add \$80			<b>Finishes</b>			
Function	Description	Trim	630 (Std.)	693, 695	606, 612	605, 611, 613, 629
03*	Key retracts latch	R	\$447	N/A	N/A	N/A
02	Dummy pull (wire)	WP	\$290	N/A	N/A	N/A
01	Exit only, cover plate	CNV	\$260	\$335	\$335	\$335
02	Dummy pull	CNV	\$349	\$468	\$422	\$422
03*	Key retracts latch	CNV	\$494	\$517	\$517	\$517

\* Rim cylinder not included (order separately - see page 65)

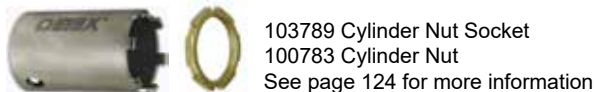
### LEVER TRIMS



DNV Narrow Stile Trim - for 60 Series Device							
 <b>08DNV 09DNV</b>		 <b>02DNV 14DNV</b>		 <b>S Lever (Std.)</b>	 <b>T Lever</b>	 <b>U Lever</b>	
Lever Switch (LS) - Add \$275 • Knurling (KN) - Add \$90 • Antimicrobial (AM) - Add \$80							
				<b>Finishes</b>			
Function	Description	Trim	Lever	626 (Std.)	693, 695	606, 612	605, 611, 613, 625 <sup>Ω</sup>
01	Blank Escutcheon	DNV	S, T or U	\$666	\$670	\$670	\$806
02	Dummy lever	DNV	S, T or U	\$666	\$670	\$670	\$806
08*	Key locks/unlocks lever	DNV	S, T or U	\$777	\$806	\$889	\$905
09*	Lever trim active by key; locked when key removed	DNV	S, T or U	\$777	\$806	\$889	\$905
14	Lever always active	DNV	S, T or U	\$777	\$806	\$889	\$905

\* Mortise cylinder not included (order separately - see page 65)  
<sup>Ω</sup>Use 625 finish for lever trim to match 629 exit device finish.


**NOTE: Lever Trims are shipped RHR unless specified LHR (02, 08, 09 and 14 are Field Reversible)**





### FSB LEVERS

#### Narrow Stile FSB Levers For Use With 60/61/62/63 Series (long lead times apply)



Example 08D�VFSB1076

Function	Description	Trim	Lever	Finishes			
				630 (Std.)	693, 695	606, 612	605, 611, 613, 629
02	Dummy lever	DNV	FSB_ _ _ _ †	\$1,105			
08*	Key locks/unlocks lever	DNV	FSB_ _ _ _ †	\$1,154	Contact factory for special pricing and extended lead times.		
09*	Key unlocks lever; locked when key removed	DNV	FSB_ _ _ _ †	\$1,154			
14	Lever always active	DNV	FSB_ _ _ _ †	\$1,154			

(For EU specify Fail Secure [FSE - std.] or Fail Safe [FSA] and specify handing - not field reversible)

FSB Lever Trims available in 630 / US32D Brushed Stainless Steel finish only

\* Mortise cylinder not included (order separately - see page 65)

**NOTE: Lever Trims are shipped RHR unless specified LHR (02, 08, 09 and 14 are Field Reversible)**

† To order, use FSB then 4-letter designator. (Example: FSB1076)


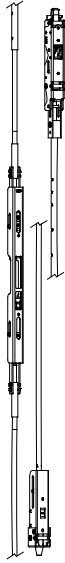
LS Lever Switch available - Add \$275

Knurling available - Add \$90

Antimicrobial available - Add \$80







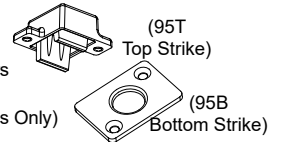
	(80 Series shown)	Top & Bottom Rod Device	Top Rod Only Device	Finishes				
				630 (Std.)	628	693, 695	606, 612	605, 611, 613, 629
Device Only - Exit Only		80	81	\$3,438	\$3,063	\$3,320	\$3,719	\$4,190
		Outside Function	Device/Function/Trim	630/630	628/630			
Device with pull trim	01 Exit only, cover plate	8001CV	8101CV	\$3,697	\$3,322	\$3,655	\$4,054	\$4,525
	02 Dummy pull trim	8002CV	8102CV	\$3,787	\$3,412	\$3,788	\$4,141	\$4,612
		8002WP	8102WP	\$3,729	\$3,354	N/A	N/A	N/A
	03 Key Retracts Latch pull trim	8003CV	8103CV	\$3,891	\$3,516	\$3,834	\$4,233	\$4,704
03 Key Retracts Latch cylinder trim	8003WSV	8103WSV	\$3,774	\$3,399	\$3,676	\$4,091	\$4,598	
				630/626	628/626			
Device with lever trim	01 Blank Escutcheon	8001DV	8101DV	\$4,077	\$3,702	\$4,001	\$4,400	\$4,913
	02 Dummy Lever Trim	8002DV	8102DV	\$4,077	\$3,702	\$4,001	\$4,400	\$4,913
	08 Key Locks/Unlocks Lever	8008DV	8108DV	\$4,159	\$3,784	\$4,135	\$4,541	\$5,036
	09 Key Unlocks Lever; Locked when key removed	8009DV	8109DV	\$4,159	\$3,784	\$4,135	\$4,541	\$5,036
	14 Lever Always Active	8014DV	8114DV	\$4,159	\$3,784	\$4,135	\$4,541	\$5,036
	EU Electric Lock/Unlock	80EUV	81EUV	\$4,983	\$4,608	\$4,794	\$5,387	\$5,858

**NOTE: Devices are shipped RHR unless specified LHR (Field Reversible)  
For Top Rod Only Device specify 81 (example 8101CV)**

**DEVICE COMES STANDARD WITH:**

Same finish, device exterior (except 628 finish which includes stainless steel cover, pushpad and endcap)  
36" Device for 3-foot doors  
EC1 Ramped Endcap - Heavy Duty

Hex Dogging  
80" - 96" Fits 6'8" to 8' doors  
95T Top Strike  
95B Bottom Strike (80 Series Only)



**OPTIONS**

F Fire Rated (3 Hour) - Specify prefix F (ex. F8001) - Fire pin included for F81 Series Only Add \$150

**For Electrified Options see pages 51-59**

48" Add for 4-foot door width Add \$50  
Custom lengths - Specify size (min. 24" to max. 48") Add \$75

**NOTE:** See Electrified Options for availability on devices shorter than 30", certain sizes come with EC2 endcap

120" Add for door height 97" to 120" (10 ft.) Add \$100  
EC2 Flush Endcap No charge when ordered with device

AM Antimicrobial (AM coating applied to pushpad only) Add \$80  
SN1 Sex Nuts / Throughbolts (Device with trim requires 1 set / Device only requires 3 sets) \$24 PER SET  
KS Keystop Installed (alarm always armed when key removed) Add \$9  
SLR Silent Pushpad Return Add \$80

CD Cylinder Dogging No charge when ordered with device  
LD Less Dogging No charge when ordered with device

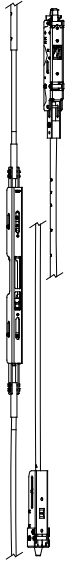
**NOTE - Cylinders not included. Products on this page can be ordered with cylinders (C65) or Interchangeable core housings (IC7) pre-installed at Detex prior to shipping (See page 65).**

**NOTE:**  
For all trim information and graphics see page 30





## 82/83 SERIES CONCEALED VERTICAL ROD (FOR ALUMINUM DOOR)



(82 Series shown)

	Top & Bottom Rod Device	Top Rod Only Device	Finishes				
			630 (Std.)	628	693, 695	606, 612	605, 611, 613, 629
Device Only - Exit Only	82	83	\$3,438	\$3,063	\$3,320	\$3,719	\$4,190
	Outside Function	Device/Function/Trim	630/630	628/630			
Device with pull trim	01 Exit only, cover plate	8201CV 8301CV	\$3,697	\$3,322	\$3,655	\$4,054	\$4,525
	02 Dummy pull trim	8202CV 8302CV	\$3,787	\$3,412	\$3,788	\$4,141	\$4,612
		8202WP 8302WP	\$3,729	\$3,354	N/A	N/A	N/A
	03 Key Retracts Latch pull trim	8203CV 8303CV	\$3,891	\$3,516	\$3,834	\$4,233	\$4,704
03 Key Retracts Latch cylinder trim	8203WSV 8303WSV	\$3,774	\$3,399	\$3,676	\$4,091	\$4,598	
			630/626	628/626			
Device with lever trim	01 Blank Escutcheon	8201DV 8301DV	\$4,077	\$3,702	\$4,001	\$4,400	\$4,913
	02 Dummy Lever Trim	8202DV 8302DV	\$4,077	\$3,702	\$4,001	\$4,400	\$4,913
	08 Key Locks/Unlocks Lever	8208DV 8308DV	\$4,159	\$3,784	\$4,135	\$4,541	\$5,036
	09 Key Unlocks Lever; Locked when key removed	8209DV 8309DV	\$4,159	\$3,784	\$4,135	\$4,541	\$5,036
	14 Lever Always Active	8214DV 8314DV	\$4,159	\$3,784	\$4,135	\$4,541	\$5,036
	EU Electric Lock/Unlock	82EUV 83EUV	\$4,983	\$4,608	\$4,794	\$5,387	\$5,858

**NOTE:**

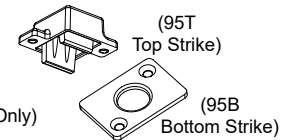
For all trim information and graphics see page 30

**NOTE: Devices are shipped RHR unless specified LHR (Field Reversible)  
For Top Rod Only Device specify 83 (example 8301CV)**

**DEVICE COMES STANDARD WITH:**

Same finish, device exterior (except 628 finish which includes stainless steel cover, pushpad and endcap)  
36" Device for 3-foot doors  
EC1 Ramped Endcap - Heavy Duty

Hex Dogging  
80" - 96" Fits 6'8" to 8' doors  
95T Top Strike  
95B Bottom Strike (80 Series Only)



**OPTIONS**

(N/C\* - No charge when ordered with device)

F Fire Rated (3 Hour) - Specify prefix F (ex. F8201) - Fire pin included for F83 Series Only Add \$150

**For Electrified Options see pages 51-59**

48" Add for 4-foot door width Add \$50  
Custom lengths - Specify size (min. 24" to max. 48") Add \$75

NOTE: See Electrified Options for availability on devices shorter than 30", certain sizes come with EC2 endcap

120" Add for door height 97" to 120" (10 ft.) Add \$100  
EC2 Flush Endcap No charge when ordered with device

AM Antimicrobial (AM coating applied to pushpad only) Add \$80  
SN1 Sex Nuts / Throughbolts (Device with trim requires 1 set / Device only requires 3 sets) \$24 PER SET  
KS Keystop Installed (alarm always armed when key removed) Add \$9  
SLR Silent Pushpad Return Add \$80

CD Cylinder Dogging No charge when ordered with device  
LD Less Dogging No charge when ordered with device

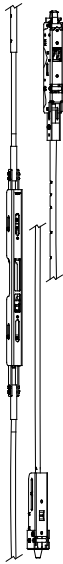
**NOTE - Cylinders not included. Products on this page can be ordered with cylinders (C65) or Interchangeable core housings (IC7) pre-installed at Detex prior to shipping (See page 65).**



(EC2 Endcap)



(EC1 Endcap)



	Top & Bottom Rod Device	Finishes					
		630 (Std.)	628	693, 695	606, 612	605, 611, 613, 629	
Device Only - Exit Only	87	\$4,535	N/A	\$4,276	\$4,963	\$5,516	
<b>Outside Function</b>		<b>Device/Function/Trim</b>	<b>630/630</b>				
Device with pull trim	01 Exit only, cover plate	8701CV	\$4,794	N/A	\$4,611	\$5,298	\$5,851
	02 Dummy pull trim	8702CV	\$4,884	N/A	\$4,744	\$5,385	\$5,938
		8702WP	\$4,826	N/A	N/A	N/A	N/A
	03 Key Retracts Latch pull trim	8703CV	\$4,988	N/A	\$4,790	\$5,477	\$6,030
	03 Key Retracts Latch cylinder trim	8703WSV	\$4,871	N/A	\$4,632	\$5,335	\$5,924
			<b>630/626</b>				
Device with lever trim	01 Blank Escutcheon	8701DV	\$5,174	N/A	\$4,957	\$5,644	\$6,239
	02 Dummy Lever Trim	8702DV	\$5,174	N/A	\$4,957	\$5,644	\$6,239
	08 Key Locks/Unlocks Lever	8708DV	\$5,256	N/A	\$5,091	\$5,785	\$6,362
	09 Key Unlocks Lever; Locked when key removed	8709DV	\$5,256	N/A	\$5,091	\$5,785	\$6,362
	14 Lever Always Active	8714DV	\$5,256	N/A	\$5,091	\$5,785	\$6,362
	EU Electric Lock/Unlock	87EUV	\$6,080	N/A	\$5,750	\$6,631	\$7,184

**NOTE:**  
For all trim information and graphics see page 30



(EC2 Endcap)

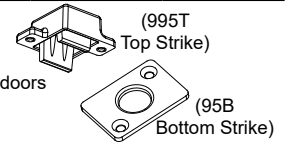


(EC1 Endcap)

**DEVICE COMES STANDARD WITH:**

Same finish, device exterior  
36" Device for 3-foot doors  
EC1 Ramped Endcap - Heavy Duty

Hex Dogging  
80" - 96" Fits 6'8" to 8' doors  
995T Top Strike  
95B Bottom Strike



**OPTIONS**

T Tornado Rated (maximum 42" wide and 88" tall) Add \$75  
F Fire Rated (Contact Factory) Add \$150

**For Electrified Options see pages 51-59**

48" Add for 4-foot door width Add \$50  
Custom lengths - Specify size (min. 24" to max. 48") Add \$75

NOTE: See Electrified Options for availability on devices shorter than 30", certain sizes come with EC2 endcap


120" Add for door height 97" to 120" (10 ft.) Add \$100  
EC2 Flush Endcap No charge when ordered with device

AM Antimicrobial (AM coating applied to pushpad only) Add \$80  
SN1 Sex Nuts / Throughbolts (Device with trim requires 1 set / Device only requires 3 sets) \$24 PER SET  
KS Keystop Installed (alarm always armed when key removed) Add \$9  
SLR Silent Pushpad Return Add \$80

CD Cylinder Dogging (Cylinder Dogging and Hex Dogging not available with Tornado Rated Device - Contact factory for dogging options) No charge when ordered with device  
LD Less Dogging No charge when ordered with device

**NOTE - Cylinders not included. Products on this page can be ordered with cylinders (C65) or Interchangeable core housings (IC7) pre-installed at Detex prior to shipping (See page 65).**

### PLATES AND PULL TRIMS

WSV Trim for 70/80 Series Devices	WP Trim for 70/71/80/81/82/83/87 Series Devices	CV Trim for 70/80 Series Devices S Handle
 <b>03WSV</b>	 <b>02WP</b>	   <b>01CV    02CV    03CV</b>

Antimicrobial (AM) - Add \$80

Function	Description	Trim	Finishes				
			626	630 (Std.)	693, 695	606, 612	605, 611, 613, 625, 629
03*	Key retracts latch	WSV**	\$336	N/A	\$356	\$372	\$408
02	Dummy pull (wire)	WP	N/A	\$291	N/A	N/A	N/A
01	Exit only, cover plate	CV	N/A	\$259	\$335	\$335	\$335
02	Dummy pull	CV	N/A	\$349	\$468	\$422	\$422
03*	Key retracts latch	CV	N/A	\$453	\$514	\$514	\$514

\* Rim cylinder not included (order separately - see page 65)

\*\* WS Trim - Not available in Brushed Stainless Steel (630) or Bright Stainless Steel (629) - Specify 625 or 626



### LEVER TRIMS

#### DV Trim - for 70/71/80/81/82/83/87 Series Devices

 <b>08DV 09DV</b>	 <b>02DV 14DV</b>	 <b>S Lever (Std.)</b>	 <b>T Lever</b>	 <b>U Lever</b>
---	---	--	--	---

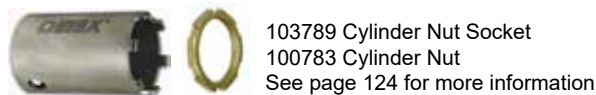
Lever Switch (LS) - Add \$275 • Knurling (KN) - Add \$90 • Antimicrobial (AM) - Add \$80

Function	Description	Trim	Lever	Finishes			
				626 (Std.)	693, 695	606, 612	605, 611, 613, 625 <sup>Ω</sup>
01	Blank Escutcheon	DV	S, T or U	\$639	\$681	\$681	\$723
02	Dummy lever	DV	S, T or U	\$639	\$681	\$681	\$723
08*	Key locks/unlocks lever	DV	S, T or U	\$721	\$815	\$822	\$846
09*	Lever trim active by key; locked when key removed	DV	S, T or U	\$721	\$815	\$822	\$846
14	Lever always active	DV	S, T or U	\$721	\$815	\$822	\$846

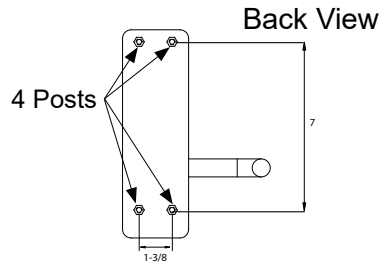
\* Mortise cylinder not included (order separately - see page 65)

<sup>Ω</sup>Use 625 finish for lever trim to match 629 exit device finish.

NOTE: Lever Trims are shipped RHR unless specified LHR (02, 08, 09 and 14 are Field Reversible)



### EUV Electrified Lever Trim - for 70/71/80/81/82/83/87 Series Devices



Function	Description	Trim	Lever	Finishes			
				626 (Std.)	693, 695	606, 612	605, 611, 613, 625 <sup>Ω</sup>
EU*	Electric Lock/Unlock	EUV	S, T or U	\$1,545	\$1,474	\$1,668	\$1,668

(For EU specify Fail Secure [FSE - std.] or Fail Safe [FSA] and specify handing - **not field reversible**)

\* Mortise cylinder not included (order separately - see page 65)  
<sup>Ω</sup>Use 625 finish for lever trim to match 629 exit device finish.  
**NOTE: Lever Trims are shipped RHR unless specified LHR**





Also available 12VDC - specify 12VDC

LS Lever Switch available - Add \$275  
 Knurling available - Add \$90  
 Antimicrobial available - Add \$80

## FSB LEVERS



### Wide Stile FSB Levers For Use With 70/71/80/81/82/83/87 Series (long lead times apply)



Example 08DVFSB1075

Function	Description	Trim	Lever	Finishes			
				630 (Std.)	693, 695	606, 612	605, 611, 613, 629
02	Dummy lever	DV	FSB____†	\$1,105			
08*	Key locks/unlocks lever	DV	FSB____†	\$1,154			
09*	Key unlocks lever; locked when key removed	DV	FSB____†	\$1,154			
14	Lever always active	DV	FSB____†	\$1,154			
EU*	Electric Lock/Unlock	DV	FSB____†	\$1,775			

Contact factory for special pricing and extended lead times.

(For EU specify Fail Secure [FSE - std.] or Fail Safe [FSA] and specify handing - not field reversible)

FSB Lever Trims available in 630 / US32D Brushed Stainless Steel finish only

\* Mortise cylinder not included (order separately - see page 65)

**NOTE: Lever Trims are shipped RHR unless specified LHR (02, 08, 09 and 14 are Field Reversible)**

† To order, use FSB then 4 letter designator. (Example: FSB1076)



## 00/05 SERIES NO LATCH RAIL (NO MOVING PARTS)



(EC1 Endcap)



(EC2 Endcap)

Function	Device	Finishes				
		630 (Std.)	628	693, 695	606, 612	605, 611, 613, 629
00 Wide Stile, No moving parts, rail with 2 end caps	0000	\$1,037	\$1,037	\$1,042	\$1,418	\$1,528
05 Narrow Stile, No moving parts, rail with EC2 end caps	0500xEC2	\$1,238	\$1,238	\$1,258	\$1,632	\$1,741

## 01/04 SERIES NO LATCH DUMMY BAR (ACTIVE PUSHPAD)



01 Series



04 Series

Device	Finishes					
	630 (Std.)	628	693, 695	606, 612	605, 611, 613, 629	
01 Active pushpad, std. head cover, no latch bolt	01	\$1,165	\$1,165	\$1,186	\$1,560	\$2,141
04 Active pushpad, narrow head cover, no latch bolt	04	\$1,317	\$1,317	\$1,340	\$1,716	\$2,292

Outside Function	Device/Function/Trim	630/630	628/630	693/695	606/612	605/611, 613, 629
01 Active pushpad, std. head cover, no latch bolt	0101C	\$1,432	\$1,432	\$1,521	\$1,895	\$2,476
	0101W	\$1,381	\$1,381	\$1,432	\$1,812	\$2,393
	0102C	\$1,572	\$1,572	\$1,667	\$1,992	\$2,573
	0102D	\$1,756	\$1,756	\$1,823	\$2,225	\$2,855
04 Active pushpad, narrow head cover, no latch bolt	0401CN	\$1,577	\$1,577	\$1,675	\$2,051	\$2,627
	0402CN	\$1,713	\$1,713	\$1,821	\$2,149	\$2,725
	0402DN	\$1,863	\$1,863	\$1,948	\$2,354	\$2,979

### OPTIONS

	Price
W Weatherized (Mechanical only - For weatherized electrified functions, see Electrified Options)	Add \$200
<b>For Electrified Options see pages 51-59</b>	
48" Add for 4-foot door width	Add \$50
Custom lengths - Specify size (min. 24" to max. 48")	Add \$75
SLR Silent Pushpad Return (01 only)	Add \$80

## NOTES

# ADVANTEX® 10 SERIES (WIDE RIM)

## RATING

For no rating, leave blank

H = Hurricane Rated

F = Fire Rated (Less/No Dogging

Only)

FH = Hurricane and Fire Rated

## OUTSIDE TRIM / DEVICE FINISH

605 = Polished Brass (PVD)

606 = Brushed brass (PVD)

611 = Polished bronze (PVD)

612 = Brushed bronze (PVD)

613 = Oil rubbed bronze

625 = Polished chrome

626 = Brushed chrome (std. on

lever trims)

628 = Aluminum, powder coated

(device only)

629 = Polished stainless steel

630 = Brushed stainless steel

(std. on pull trims & device)

693 = Black, powder coated

695 = Dark bronze, powder coated

## DOGGING FUNCTION

LD = Less/No dogging

HD = Hex key dogging

CD = Cylinder key dogging

## PRE-INSTALLED CYLINDERS

If cylinders provided by others, leave blank

MC65 = Mortise Cylinder(s) 6pin/Keyed 5

IC7 = Mortise Cylinder(s) SFIC housing

IK7 = Mortise Cylinder(s) InstakKey housing

RC65 = Rim Cylinder(s) 6pin/Keyed 5

IC7R = Rim Cylinder(s) SFIC housing

IK7R = Rim Cylinder(s) InstakKey housing

## ENDCAP

EC1 = Ramped endcap\*

EC2 = Flush endcap

## POWER TRANSFERS

For no power transfers, leave blank

FC3 = 3' Flex Conduit

FC-10 = 10' Flex Conduit

PTS = Power Transfer

EH8 = Electric Hinge

## FASTENERS

For standard machine, wood & self-drilling

screws, leave blank

SN1 = Sex Nuts/

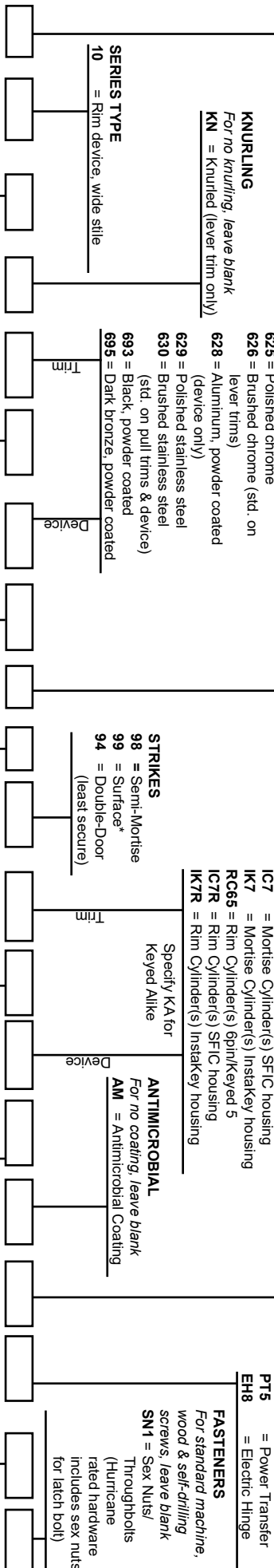
Throughbolts

(Hurricane

rated hardware

includes sex nuts

for latch bolt)



## OUTSIDE TRIM FUNCTION

For no outside trim, leave blank

01C = Exit only, blank plate

01W = Exit only, wide blank plate - long

02C = Dummy pull trim

02Z = Inactive Vandal pull handle (handed)

03C = Key retracts latch, pull trim

03Z = Key retracts latch; vandal pull handle (handed)

03W = Key retracts latch; wide plate - long

03WS = Key retracts latch; plate - short

01D = Blank escutcheon

02D = Dummy lever trim

08D = Active lever, key locks / unlocks lever. Wide

lever handle (handed) (J, Q, S, T, U or

FSB 1076 lever\*\*\*) (classroom)

09D = Lever trim active by key, locked when key

removed; Wide lever handle (handed) (J, Q, S,

T, U or FSB 1076 lever\*\*\*) (storeroom)

10D = Double cylinder; Wide lever handle (handed)

(J, Q, S, T, U or FSB 1076 lever\*\*\*)

14D = Active lever, no key cylinder; Wide lever

handle (handed) (J, Q, S, T, U or FSB 1076

lever\*\*\*) (passage)

CBK = Cylinder bracket kit; 03 only, plate & pull handle

by others required

EU = Electric Unlock Trim (24VDC & Fail Secure

[FSE] Std.) - Specify handling (not field

reversible). For 12VDC specify 12VDC. For Fail

Safe specify FSA

## DOOR HANDING

RHR = Right hand reverse\*

LHR = Left hand reverse

## ELECTRIFIED FUNCTION

For no electrified function, leave blank

Select Arming Time and Auto Rearm

EA = Hardwired Electric Alarm

EA EX = Exit Alarm with Request To Exit

(Signal) Switch

EA EXV = Exit Alarm with Request To Exit

(3Amp Current) Switch

ED = Electric Dogging

EX = Request To Exit (Signal) Switch

EXV = Request To Exit (3Amp Current) Switch

EI = Electric Integration (logic controller

required)

ES = Electric Switching (dead latch &

OKC switches)

## Delayed Egress

Select Arming Delay, Delayed Egress

Time and Silent Arming

EE = Delayed Egress

Power Supply for Delayed Egress

Cornes standard with 90-800 power supply

Single = (1) 90-800 w/o bat backup

Pair = (1) 90-800 w/o bat backup

Power Supply / Controller for Latch

Retraction Only (ER EX)

Order/Sold Separately

Single = 81-800

Pair = 82-800

2 Independent Singles = 83-800

## Delayed Egress/Latch Retraction

EE ER = Delayed Egress with Electric

Latch Retraction

(silencer standard)

Required Power Supply / Controller for Delayed

Egress with Latch Retraction (EE ER)

Order/Sold Separately

Single EE ER = 84-800

Pair of EE ER = 85-800

One EE ER and One EE = 85-800 EE


One EE ER and One ER = 85-800 ER

Fire-rated trims must be fail safe (FSA)

\*\*Other FSB levers available: 1016, 1035, 1058, 1075, 1093, 1119, 1147. FSB levers available in 630 finish only. See catalog pages for more information.

NOTE: \* = default/standard

Also see online version at [detex.com/hto](http://detex.com/hto)



Detex products can expose you to chemicals including Chromium (hexavalent compounds) and Lead, which are known to the State of California to cause cancer and birth defects or other reproductive harm. For more information go to [www.detex.com/pp065](http://www.detex.com/pp065)

April 22, 2020

# ADVANTEX® 10XW SERIES (WIDE RIM, WEATHERIZED)



## RATING

For no rating, leave blank  
**H** = Hurricane Rated  
**F** = Fire Rated (Less/No Dogging Only)  
**FH** = Hurricane and Fire Rated

## OUTSIDE TRIM / DEVICE FINISH

605 = Polished brass (PVD)  
 606 = Brushed brass (PVD)  
 611 = Polished bronze (PVD)  
 612 = Brushed bronze (PVD)  
 613 = Oil rubbed bronze  
 625 = Polished chrome  
 626 = Brushed chrome (std. on lever trims)  
 628 = Aluminum, powder coated (device only)  
 629 = Polished stainless steel  
 630 = Brushed stainless steel (std. on pull trims & device)  
 693 = Black, powder coated  
 695 = Dark bronze, powder coated

## DOGGING FUNCTION

LD = Less/No dogging  
 HD = Hex key dogging  
 CD = Cylinder key dogging

## POWER TRANSFERS

For no power transfers, leave blank  
**FC3W** = 3" Weatherized Flex Conduit  
**FC10W** = 10" Weatherized Flex Conduit  
**PTS** = Power Transfer  
**EH8** = Electric Hinge

## FASTENERS

For standard machine, wood & self-drilling screws, leave blank  
**SN1** = Sex Nuts/Throughbolts (Hurricane rated hardware includes sex nuts for latch bolt)

## PRE-INSTALLED CYLINDERS

If cylinders provided by others, leave blank  
**MC65** = Mortise Cylinder(s) 6pin/Keyed 5  
**IC7** = Mortise Cylinder(s) SFlC housing  
**IK7** = Mortise Cylinder(s) InstakKey housing  
**RC65** = Rim Cylinder(s) 6pin/Keyed 5  
**IC7R** = Rim Cylinder(s) SFlC housing  
**IK7R** = Rim Cylinder(s) InstakKey housing

## STRIKES

98 = Semi-Mortise  
 99 = Surface\*  
 94 = Double-Door (least secure)

## KEYSTOP

For no keystop, leave blank  
**KS** = Keystop (Available with EB W functions)

## DOOR WIDTH

24" wide door  
 30" wide door  
 36" wide door (3")\*  
 48" wide door (4")

## ENDCAP

EC1 = Ramped endcap\*  
 EC2 = Flush endcap

## SILENCER

For standard pushpad, leave blank  
**SLR** = Silent Latch & Pushpad

## OUTSIDE TRIM FUNCTION

For no outside trim, leave blank  
**01C** = Exit only, blank plate  
**01W** = Exit only, wide blank plate - long  
**02C** = Dummy pull trim  
**02Z** = Inactive Vandal pull handle (handed)  
**03C** = Key retracts latch, pull trim  
**03Z** = Key retracts latch; Vandal pull handle (handed)  
**03WS** = Key retracts latch; wide plate - long  
**03WS** = Key retracts latch; plate - short  
**01D** = Blank escutcheon  
**02D** = Dummy lever trim  
**08D** = Active lever, key locks / unlocks lever; Wide lever handle (handed) (J, Q, S, T, U or FSB1076 lever)\*\* (classroom)  
**09D** = Lever trim active by key, locked when key removed; Wide lever handle (handed) (J, Q, S, T, U or FSB1076 lever)\*\* (storeroom)  
**14D** = Active lever, no key cylinder; Wide lever handle (handed) (J, Q, S, T, U or FSB1076 lever\*\*\*) (passage)

## DOOR HANDING

RHR = Right hand reverse\*  
 LHR = Left hand reverse

## ELECTRIFIED FUNCTION

For no electrified function, leave blank  
**Weatherized Alarms**  
 Select Arming Time and Auto Rearm  
**EB W** = Electric Battery Operated Exit Alarm Weatherized  
**EB EX W** = Electric Battery Operated Exit Alarm Weatherized with Request To Exit (Signal) Switch  
**EB EXV W** = Electric Battery Operated Exit Alarm Weatherized with Request To Exit (3Amp Current) Switch  
**Weatherized Others**  
**ER EX W** = Electric Latch Retraction Weatherized with Request To Exit Switch (silencer standard)  
**EX W** = Request To Exit (Signal) Switch Weatherized  
**EXV W** = Request To Exit (3Amp Current) Switch Weatherized  
**WDE** = Weatherized Delayed Egress (see EasyKis)

## Latch Retraction

**ER EX W** = Electric Latch Retraction Weatherized with Request To Exit Switch (silencer standard)

## Power Supply / Controller for Latch Retraction Only (ER EX W) Order/Sold Separately

Single = 81-800  
 Pair = 82-800  
 2 Independent Singles = 83-800

Fire-rated trims must be fail safe (FSA)

\*\*Other FSB levers available: 1016, 1035, 1058, 1075, 1093, 1119, 1147. FSB levers available in 630 finish only. See catalog pages for more information.

NOTE: \* = default/standard

Also see online version at [detex.com/hto](http://detex.com/hto)

Detex products can expose you to chemicals including Chromium (hexavalent compounds) and Lead, which are known to the State of California to cause cancer and birth defects or other reproductive harm. For more information go to [www.detex.com/pp065](http://www.detex.com/pp065)



# ADVANTEX® 20/21 SERIES (WIDE SURFACE VERTICAL ROD)

## RATING

For no rating, leave blank

**H** = Hurricane Rated

**F** = Fire Rated (Less/No Dogging

Only) - Fire pin included for F21

**FH** = Hurricane and Fire Rated

## OUTSIDE TRIM / DEVICE FINISH

605 = Polished brass (PVD)

606 = Brushed brass (PVD)

611 = Polished bronze (PVD)

612 = Brushed bronze (PVD)

613 = Oil rubbed bronze

625 = Polished chrome

626 = Brushed chrome (std. on

lever trims)

628 = Aluminum, powder coated

(device only)

629 = Polished stainless steel

630 = Brushed stainless steel

(std. on pull trims & device)

693 = Black, powder coated

695 = Dark bronze, powder coated

## PRE-INSTALLED CYLINDERS

If cylinders provided by others, leave blank

MC65 = Mortise Cylinder(s) gbr/ik/eyed 5

IC7 = Mortise Cylinder(s) SFIC housing

IK7 = Mortise Cylinder(s) Instakey housing

RC65 = Rim Cylinder(s) gbr/ik/eyed 5

IC7R = Rim Cylinder(s) SFIC housing

IK7R = Rim Cylinder(s) Instakey housing

## ANTIMICROBIAL

For no coating, leave blank

AM = Antimicrobial

## ENDCAP

EC1 = Ramped endcap\*

EC2 = Flush endcap

## FASTENERS

For standard machine, wood &

self-drilling screws, leave blank

SN1 = Sex Nuts/Throughbolts

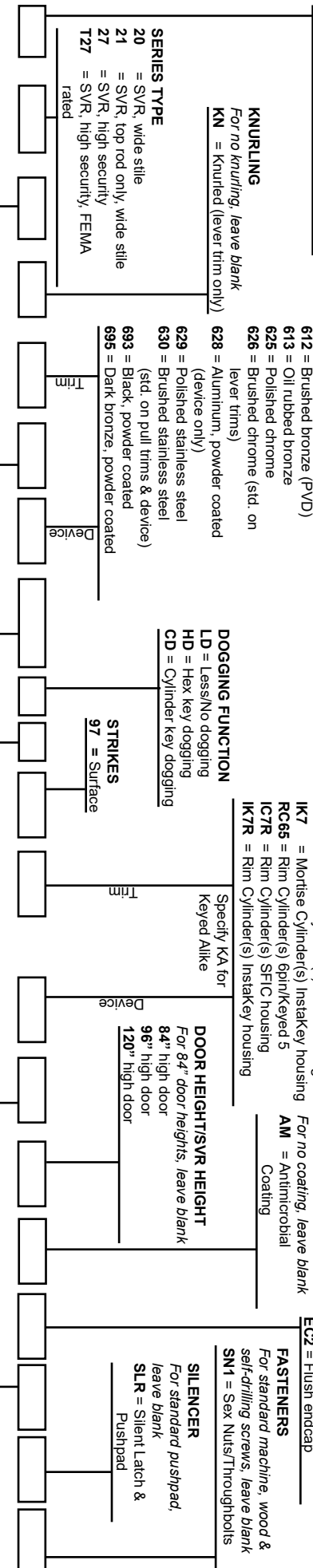
## SILENCERS

For standard pushpad,

leave blank

SLR = Silent Latch &

Pushpad



## OUTSIDE TRIM FUNCTION

For no outside trim, leave blank

01C = Exit only, blank plate

01W = Dummy pull trim, Wide blank plate - long

02C = Dummy pull trim

02Z = Inactive Vandal pull handle (handed)

03C = Key retracts latch: pull trim

03Z = Key retracts latch: Vandal pull handle (handed)

03W = Key retracts latch: wide plate - long

03WS = Key retracts latch: plate - short

01D = Blank escutcheon; Wide lever handle (handed)

(J, Q, S, T, U or FSB1076 lever)\*\*

02D = Dummy lever trim

08D = Active lever, key locks / unlocks lever;

Wide lever handle (handed) (J, Q, S, T, U or

FSB1076 lever\*\*)(classroom)

09D = Lever trim active by key, locked when key

removed; Wide lever handle (handed) (J, Q, S,

T, U or FSB1076 lever\*\*)(storeroom)

14D = Active lever, no key cylinder; Wide lever handle

(handed) (J, Q, S, T, U or FSB1076 lever\*\*)

(passage)

CBK = Cylinder bracket kit; 03 only, plate & pull handle

by others required

EU = Electric Unlock Trim (24VDC & Fail Secure

[FSE] Std.) - Specify handling (not field

reversible). For 12VDC specify 12VDC. For Fail

Safe specify FSA

Fire-rated trims must be fail safe (FSA)

\*\*Other FSB levers available: 1016, 1035, 1058, 1075, 1093, 1119, 1147. FSB levers available in 630 finish only. See catalog pages for more information.

NOTE: \* = default/standard

## DOOR HANDLING

RHR = Right hand reverse\*

LHR = Left hand reverse

## ELECTRIFIED FUNCTION

For no electrified function, leave blank

### Standard

Select Arming Time and Auto Rearm

EA = Hardwired Electric Alarm

EA EX = Exit Alarm with Request To Exit

(Signal) Switch

EA EXV = Exit Alarm with Request To Exit

(3Amp Current) Switch

ED

= Electric Dogging

EX = Request To Exit (Signal) Switch

EXV = Request To Exit (3Amp Current) Switch

### Delayed Egress

Select Arming Delay, Delayed Egress

Time and Silent Arming

EE = Delayed Egress

Power Supply for Delayed Egress

Comes standard with 90-800 power supply

Single = (1) 90-800 w/o bat backup

Pair = (1) 90-800 w/o bat backup

## KEYSTOP

For no keystop, leave blank

KS = Keystop (Available

with EA, EE, EE ER,

EI functions)

## Latch Retraction

ER EX = Electric Latch Retraction with Request

To Exit Switch (silencer standard)

Power Supply / Controller for Latch

Retraction Only (ER EX)

Order/Sold Separately

Single = 81-800

Pair = 82-800

2 Independent Singles = 83-800

## Delayed Egress/Latch Retraction

EE ER = Delayed Egress with Electric

Latch Retraction

(silencer standard)

## Required Power Supply / Controller for Delayed

Egress with Latch Retraction (EE ER)

Order/Sold Separately

Single EE ER = 84-800

Pair of EE ER = 85-800

One EE ER and One EE = 85-800 EE

One EE ER and One ER = 85-800 ER

## POWER TRANSFERS

For no power transfers, leave blank

FC3 = 3' Flex Conduit

FC10 = 10' Flex Conduit

PT5 = Power Transfer

E18 = Electric Hinge



Deltec products can expose you to chemicals including Chromium (hexavalent compounds) and Lead, which are known to the State of California to cause cancer and birth defects or other reproductive harm. For more information go to [www.deltec.com/props5](http://www.deltec.com/props5)

# ADVANTEX® 20XW/21XW SERIES (WIDE SURFACE VERTICAL ROD, WEATHERIZED)



**RATING**  
 For no rating, leave blank  
 H = Hurricane Rated  
 F = Fire Rated (Less/No Dogging Only)  
 FH = Hurricane and Fire Rated

**OUTSIDE TRIM / DEVICE FINISH**

- 605 = Polished brass (PVD)
- 606 = Brushed brass (PVD)
- 611 = Polished bronze (PVD)
- 612 = Brushed bronze (PVD)
- 613 = Oil rubbed bronze
- 625 = Polished chrome
- 626 = Brushed chrome (std. on lever trims)
- 628 = Aluminum, powder coated (device only)
- 629 = Polished stainless steel
- 630 = Brushed stainless steel (std. on pull trims & device)
- 693 = Black, powder coated
- 695 = Dark bronze, powder coated

**PRE-INSTALLED CYLINDERS**

- If cylinders provided by others, leave blank*
- MC65 = Mortise Cylinder(s) 6pin/Keyed 5
  - IC7 = Mortise Cylinder(s) SFGC housing
  - IK7 = Mortise Cylinder(s) InstaKey housing
  - RC65 = Rim Cylinder(s) 6pin/Keyed 5
  - IC7R = Rim Cylinder(s) SFGC housing
  - IK7R = Rim Cylinder(s) InstaKey housing

**ANTIMICROBIAL**

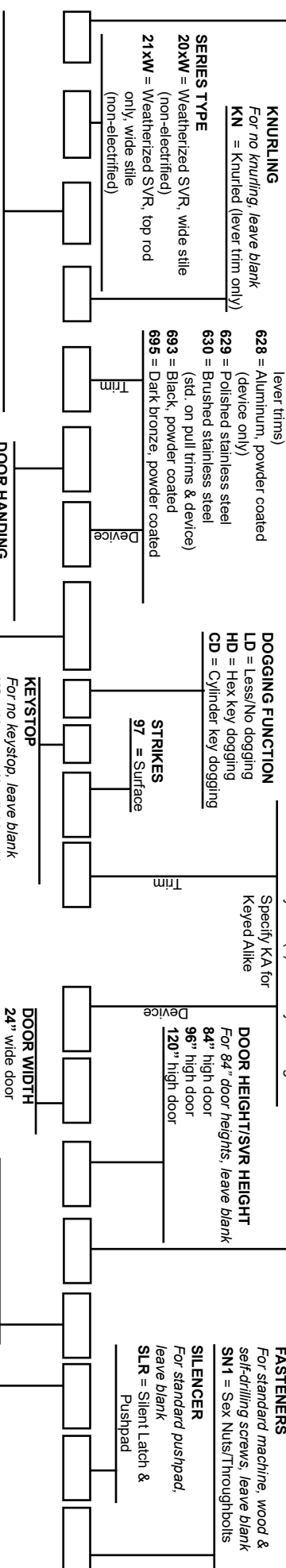
For no coating, leave blank  
 AM = Antimicrobial Coating

**FASTENERS**

For standard machine, wood & self-drilling screws, leave blank  
 SN1 = Sex Nut/Throughbolts

**SILENCER**

For standard pushpad, leave blank  
 SLR = Silent Latch & Pushpad



**KNURLING**

For no knurling, leave blank  
 KN = Knurled (lever trim only)

**OUTSIDE TRIM FUNCTION**

- For no outside trim, leave blank
- 01C = Exit only, blank plate
  - 01W = Dummy pull trim, Wide blank plate - long
  - 02C = Dummy pull trim
  - 02Z = Inactive Vandal pull handle (handed)
  - 03C = Key retracts latch; pull trim
  - 03Z = Key retracts latch; Vandal pull handle (handed)
  - 03W = Key retracts latch; wide plate - long
  - 03WS = Blank escutcheon; Wide lever handle (handed) (J, Q, S, T, U or FSB1076 lever)\*\*
  - 02D = Dummy lever trim
  - 08D = Active lever, key locks / unlocks lever; Wide lever handle (handed) (J, Q, S, T, U or FSB1076 lever)\*\*
  - 09D = Lever trim active by key, locked when key removed; Wide lever handle (handed) (J, Q, S, T, U or FSB1076 lever\*\*)(storeroom)
  - 14D = Active lever, no key cylinder; Wide lever handle (handed) (J, Q, S, T, U or FSB1076 lever\*\*)(passage)

**DOOR HANDLING**

RHR = Right hand reverse\*  
 LHR = Left hand reverse

**ELECTRIFIED FUNCTION**

For no electrified function, leave blank

**Weatherized Alarms**

- Select Arming Time and Auto Rearm
- EB W = Electric Battery Operated Exit Alarm Weatherized
  - EB EX W = Electric Battery Operated Exit Alarm Weatherized with Request To Exit (Signal) Switch
  - EB EX V W = Electric Battery Operated Exit Alarm Weatherized with Request To Exit (3Amp Current) Switch

**Latch Retraction**

ER EX W = Electric Latch Retraction Weatherized with Request To Exit Switch (silencer standard)

**Power Supply / Controller for Latch Retraction Only (ER EX W) Order/Sold Separately**

- Single = 81-800
- Pair = 82-800
- 2 Independent Singles = 83-800

**Weatherized Others**

- ER EX W = Electric Latch Retraction Weatherized with Request To Exit Switch (silencer standard)
- EX W = Request To Exit (Signal) Switch Weatherized
- EX V W = Request To Exit (3Amp Current) Switch Weatherized
- WDE = Weatherized Delayed Egress (see EasyKits)


**POWER TRANSFERS**

- For no power transfers, leave blank
- FC3W = 3' Weatherized Flex Conduit
  - FC10W = 10' Weatherized Flex Conduit
  - PT5 = Power Transfer
  - EH8 = Electric Hinge

Fire-rated trims must be fail safe (FSA)  
 \*\*Other FSB levers available: 1016, 1035, 1058, 1075, 1093, 1119, 1147, FSB levers available in 630 finish only. See catalog pages for more information.

NOTE: \* = default/standard

Also see online version at [detex.com/hto](http://detex.com/hto)



# ADVANTEX® 30 SERIES (MORTISE)

## RATING

For no rating, leave blank  
 "F" = Fire Rated (Less/No Dogging Only)

## OUTSIDE TRIM / DEVICE FINISH

- 605 = Polished brass (PVD)
- 606 = Brushed brass (PVD)
- 611 = Polished bronze (PVD)
- 612 = Brushed bronze (PVD)
- 613 = Oil rubbed bronze
- 625 = Polished chrome
- 626 = Brushed chrome (std. on lever trims)
- 628 = Aluminum, powder coated (device only)
- 629 = Polished stainless steel
- 630 = Brushed stainless steel (std. on pull trims & devices)
- 693 = Black, powder coated
- 695 = Dark bronze, powder coated

## STRIKES

- 90 = Non-handed curved lip
- 91 = ANSI flat lip
- 92 = Double door short open back
- 93 = Double door long open back

## DOGGING FUNCTION

- LD = Less/No dogging
- HD = Hex key dogging
- CD = Cylinder key dogging

## KEYSTOP

- For no key/stop, leave blank
- KS = Keystop (Available with EA, EE, EE ER, EI functions)

## ELECTRIFIED FUNCTION

For no electrified function, leave blank

### Standard

- EA = Hardwired Electric Alarm
- EA EX = Exit Alarm with Request To Exit (Signal) Switch
- EA EXV = Exit Alarm with Request To Exit (3Amp Current) Switch
- ED = Electric Dogging
- EX = Request To Exit (Signal) Switch
- EXV = Request To Exit (3Amp Current) Switch
- ES = Electric Switching (dead latch & OKC switches)

### Delayed Egress

- Select Arming Delay, Delayed Egress Time and Silent Arming
- EE = Delayed Egress

### Power Supply for Delayed Egress

- Cornes standard with 90-800 power supply
- Single = (1) 90-800 w/o bat backup
- Pair = (1) 90-800 w/o bat backup

## PRE-INSTALLED CYLINDERS

If cylinders provided by others, leave blank

- MC65 = Mortise Cylinder(s) 6pin/Keyed 5
- IC7 = Mortise Cylinder(s) SFIC housing
- IK7 = Mortise Cylinder(s) InstaKey housing
- RC65 = Rim Cylinder(s) 6pin/Keyed 5
- IC7R = Rim Cylinder(s) SFIC housing
- IK7R = Rim Cylinder(s) InstaKey housing

## ENDCAP

- EC1 = Ramped endcap\*
- EC2 = Flush endcap

## ANTIMICROBIAL

- For no coating, leave blank
- AM = Antimicrobial Coating

## DOOR WIDTH

- 24" wide door
- 30" wide door
- 36" wide door (3)\*
- 48" wide door (4)

## SILENCER

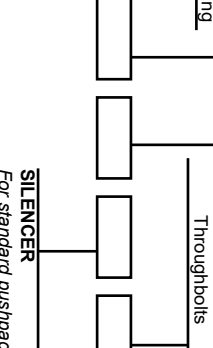
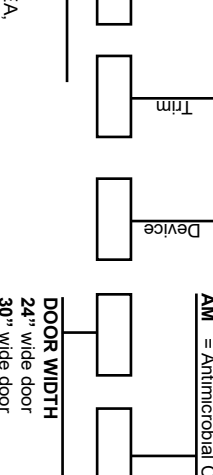
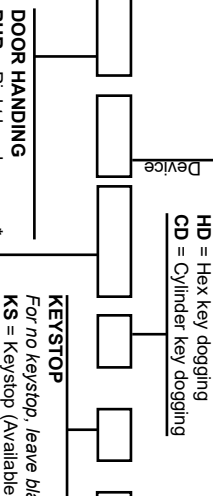
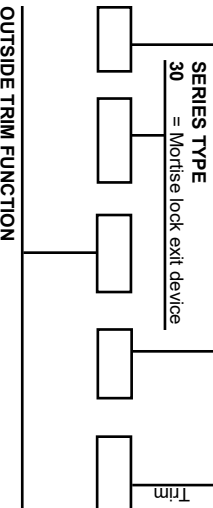
- For standard pushpad, leave blank
- SLR = Silent Latch & Pushpad

## POWER TRANSFERS

- For no power transfers, leave blank
- FC3 = 3' Flex Conduit
- FC10 = 10' Flex Conduit
- PTS = Power Transfer
- EH8 = Electric Hinge

## FASTENERS

- For standard machine, wood & self-drilling screws, leave blank
- SN1 = Sex Nuts/Throughbolts




Fire-rated trims must be full safe (FSA)

\*\*Other FSB levers available: 1016, 1035, 1058, 1075, 1093, 1119, 1147. FSB levers available in 630 finish only. See catalog pages for more information.

NOTE: \* = default/standard

Also see online version at [detex.com/hfo](http://detex.com/hfo)



Detex products can expose you to chemicals including Chromium (hexavalent compounds) and Lead, which are known to the State of California to cause cancer and birth defects or other reproductive harm. For more information go to [www.detex.com/pp065](http://www.detex.com/pp065)

November 2, 2021

## NOTES

# ADVANTEX® 40 SERIES (NARROW RIM)

## RATING

For no rating, leave blank

- H = Hurricane
- F = Fire Rated (Less/No Dogging Only)
- FH = Hurricane and Fire Rated

## OUTSIDE TRIM / DEVICE FINISH

- 605 = Polished brass (PVD)
- 606 = Brushed brass (PVD)
- 611 = Polished bronze (PVD)
- 612 = Brushed bronze (PVD)
- 613 = Oil rubbed bronze
- 625 = Polished chrome
- 626 = Brushed chrome (std. on lever trims)
- 628 = Aluminum, powder coated (device only)
- 629 = Polished stainless steel
- 630 = Brushed stainless steel (std. on pull trims & device)
- 693 = Black, powder coated
- 695 = Dark bronze, powder coated

## DOGGING FUNCTION

- LD = Less/No dogging
- HD = Hex key dogging
- CD = Cylinder key dogging

## PRE-INSTALLED CYLINDERS

- If cylinders provided by others, leave blank
- MIC65 = Mortise Cylinder(s) 6pin/Keyed 5
  - IC7 = Mortise Cylinder(s) SFC housing
  - IK7 = Mortise Cylinder(s) InstaKey housing
  - RC65 = Rim Cylinder(s) 6pin/Keyed 5
  - IC7R = Rim Cylinder(s) SFC housing
  - IK7R = Rim Cylinder(s) InstaKey housing

## ENDCAP

- EC1 = Ramped endcap\*
- EC2 = Flush endcap

## POWER TRANSFERS

- For no power transfers, leave blank
- FC3 = 3" Flex Conduit
  - FC10 = 10" Flex Conduit
  - PTS = Power Transfer
  - EH8 = Electric Hinge

## FASTENERS

- For standard machine, wood & self-drilling screws, leave blank
- SN1 = Sex Nursi/ Throughbolts (Hurricane rated hardware includes sex nuts for latch bolt)

## STRIKES

- 98 = Semi-Mortise\*
- 99 = Surface

## ANTIMICROBIAL

- AM = Antimicrobial Coating

Specify KA for Keyed Alike

## SERIES TYPE

- 40 = Rim device, narrow stile

## OUTSIDE TRIM FUNCTION

- For no outside trim, leave blank
- 01CN = Exit only, blank plate
- 02CN = Dummy pull trim
- 03CN = Key retracts latch, pull trim
- 03WS = Key retracts latch, plate - shout
- 01DN = Blank escutcheon; Narrow lever handle (handed) (J, Q, S, T, U or FSB1076 lever)\*\*
- 02DN = Dummy lever trim
- 08DN = Active lever, key locks / unlocks lever; Narrow lever handle (handed) (J, Q, S, T, U or FSB 1076 lever\*\*)
- 09DN = Lever trim active by key, locked when key removed; Narrow lever handle (handed) (J, Q, S, T, U or FSB1076 lever\*\*)
- 14DN = Active lever, no key cylinder; Narrow lever handle (handed) (J, Q, S, T, U or FSB1076 lever\*\*)

## DOOR HANDING

- RHR = Right hand reverse\*
- LHR = Left hand reverse

## KEYSTOP

- For no keystone, leave blank
- KS = Keystop (Available with EA, EE, EE ER, EI functions)

## SWITCHING

- For no switching, leave blank
- LX = Latch Bolt Signal Switch
  - LXV = Latch Bolt 3Amp Current Switch

## ELECTRIFIED FUNCTION

For no electrified function, leave blank

- Latch Retraction
- ER EX = Electric Latch Retraction with Request To Exit Switch (silencer standard)

Power Supply / Controller for Latch Retraction Only (ER EX) Order/Sold Separately

Single = 81-800  
Pair = 82-800  
2 Independent Singles = 83-800

Delayed Egress/Latch Retraction  
EE ER = Delayed Egress with Electric Latch Retraction (silencer standard)

Required Power Supply / Controller for Delayed Egress with Latch Retraction (EE ER) Order/Sold Separately

Single EE ER = 84-800  
Pair of EE ER = 85-800  
One EE ER and One EE = 85-800 EE  
One EE ER and One ER = 85-800 ER

## SILENCER

- For standard pushpad, leave blank
- SLR = Silent Latch & Pushpad

- CBK = Cylinder bracket kit, 03 only, plate & pull handle by others required
- EU2W = Electric Unlock Trim (24VDC & Fail Secure [FSE] Std.) - Specify handling (not field reversible). For 12VDC specify 12VDC. For Fail Safe specify FSA.

Fire-rated trims must be fail safe (FSA)

For EU (Electric Unlock Trim), see Outside Trim Function -


\*\*Other FSB levers available: 1016, 1035, 1058, 1075, 1093, 1119, 1147. FSB levers available in 630 finish only. See catalog pages for more information.

NOTE: \* = default/standard

Delayed Egress  
Select Arming Delay, Delayed Egress  
Time and Silent Arming  
EE = Delayed Egress

Power Supply for Delayed Egress  
Comes standard with 90-800 power supply  
Single = (1) 90-800 w/o bat backup  
Pair = (1) 90-800 w/o bat backup

Also see online version at [detex.com/hto](http://detex.com/hto)



Detex products can expose you to chemicals including Chromium (hexavalent compounds) and Lead, which are known to the State of California to cause cancer and birth defects or other reproductive harm. For more information go to [www.detex.com/pp065](http://www.detex.com/pp065)

# ADVANTEX® 40XW SERIES (NARROW RIM, WEATHERIZED)



**RATING**  
 For no rating, leave blank  
 H = Hurricane  
 F = Fire Rated (Less/No Dogging Only)  
 FH = Hurricane and Fire Rated

**OUTSIDE TRIM / DEVICE FINISH**  
 605 = Polished brass (PVD)  
 606 = Brushed brass (PVD)  
 611 = Polished bronze (PVD)  
 612 = Brushed bronze (PVD)  
 613 = Oil rubbed bronze  
 625 = Polished chrome  
 626 = Brushed chrome (std. on lever trims)  
 628 = Aluminum, powder coated (device only)  
 629 = Polished stainless steel  
 630 = Brushed stainless steel (std. on pull trims & device)  
 693 = Black, powder coated  
 695 = Dark bronze, powder coated

**DOGGING FUNCTION**  
 LD = Less/No dogging  
 HD = Hex key dogging  
 CD = Cylinder key dogging

**PRE-INSTALLED CYLINDERS**  
 If cylinders provided by others, leave blank  
 MC65 = Mortise Cylinder(s) 6pin/Keyed 5  
 IC7 = Mortise Cylinder(s) SFIC housing  
 IK7 = Mortise Cylinder(s) Instakey housing  
 RC65 = Rim Cylinder(s) 6pin/Keyed 5  
 IC7R = Rim Cylinder(s) SFIC housing  
 IK7R = Rim Cylinder(s) Instakey housing

**ENDCAP**  
 EC1 = Ramped endcap\*  
 EC2 = Flush endcap

**KNURLING**  
 For no knurling, leave blank  
 KN = Knurled (lever trim only)

**STRIKES**  
 98 = Semi-Mortise\*  
 99 = Surface

**KEYSTOP**  
 For no keystop, leave blank  
 KS = Keystop (Available with EB W functions)

**ANTIMICROBIAL**  
 For no coating, leave blank  
 AM = Antimicrobial Coating

**FASTENERS**  
 For standard machine, wood & self-drilling screws, leave blank  
 SN1 = Sex Nurs/  
 Throughbolts (Hurricane rated hardware includes sex nuts for latch bolt)

**SERIES TYPE**  
 40XW = Weatherized Rim device, narrow stile (non-electrified)

**DOOR HANDING**  
 RHR = Right hand reverse\*  
 LHR = Left hand reverse

**Weatherized Others**  
 ER EX W = Electric Latch Retraction  
 Weatherized with Request To Exit Switch (silencer standard)

**DOOR WIDTH**  
 24" wide door  
 30" wide door  
 36" wide door (3')\*  
 48" wide door (4')

**SILENCER**  
 For standard pushpad, leave blank  
 SLR = Silent Latch & Pushpad

**OUTSIDE TRIM FUNCTION**  
 For no outside trim, leave blank  
 01CN = Exit only, blank plate  
 02CN = Dummy pull trim  
 03CN = Key retracts latch; pull trim  
 03WS = Key retracts latch; plate - short  
 01DN = Blank escutcheon; Narrow lever handle (handed) (J, Q, S, T, U or FSB1076 lever)\*\*  
 02DN = Dummy lever trim  
 08DN = Active lever, key locks / unlocks lever; Narrow lever handle (handed) (J, Q, S, T, U or FSB1076 lever\*\*\*) (classroom)  
 09DN = Lever trim active by key, locked when key removed; Narrow lever handle (handed) (J, Q, S, T, U or FSB1076 lever\*\*\*) (storeroom)  
 14DN = Active lever, no key cylinder; Narrow lever handle (handed) (J, Q, S, T, U or FSB1076 lever\*\*\*) (passage)  
 CBK = Cylinder bracket kit; .03 only, plate & pull handle by others required  
 EU2W = Electric Unlock Trim (24VDC & Fail Secure [FSE] Std.) - Specify handing (not field reversible); For 12VDC specify 12VDC; For Fail Safe specify FSA.

**Weatherized Alarms**  
 Select Arming Time and Auto Rearm  
 EB W = Electric Battery Operated Exit Alarm Weatherized  
 EB EX W = Electric Battery Operated Exit Alarm Weatherized with Request To Exit (Signal) Switch  
 EB EXV W = Electric Battery Operated Exit Alarm Weatherized with Request To Exit (3Amp Current) Switch

**ELECTRIFIED FUNCTION**  
 Weatherized Others  
 ER EX W = Electric Latch Retraction  
 Weatherized with Request To Exit Switch (silencer standard)  
 EX W = Request To Exit (Signal)  
 Switch Weatherized  
 EXV W = Request To Exit (3Amp Current)  
 Switch Weatherized  
 WDE = Weatherized Delayed Egress (see EasyKits)

**POWER TRANSFERS**  
 For no power transfers, leave blank  
 FC3W = 3' Weatherized Flex Conduit  
 FC10W = 10' Weatherized Flex Conduit  
 PT5 = Power Transfer  
 EH8 = Electric Hinge

Fire-rated trims must be fail safe (FSA)  
 For EU (Electric Unlock Trim), see Outside Trim Function -

\*\*Other FSB levers available: 1016, 1035, 1058, 1075, 1093, 1119, 1147; FSB levers available in 630 finish only; See catalog pages for more information.

NOTE: \* = default/standard

Also see online version at [detex.com/hto](http://detex.com/hto)

Detex products can expose you to chemicals including Chromium (hexavalent compounds) and lead, which are known to the State of California to cause cancer and birth defects or other reproductive harm. For more information go to [www.detex.com/props65](http://www.detex.com/props65)

# ADVANTEX® 50/51 SERIES (NARROW SURFACE VERTICAL ROD)

## RATING

For no rating, leave blank  
**H** = Hurricane Rated  
**F** = Fire Rated (Less/No Dogging Only) - Fire pin included for FS1  
**FH** = Hurricane and Fire Rated

## OUTSIDE TRIM / DEVICE FINISH

**605** = Polished brass (PVD)  
**606** = Brushed brass (PVD)  
**611** = Polished bronze (PVD)  
**612** = Brushed bronze (PVD)  
**613** = Oil rubbed bronze  
**625** = Polished chrome  
**626** = Brushed chrome (std. on lever trims)  
**628** = Aluminum, powder coated (device only)  
**629** = Polished stainless steel  
**630** = Brushed stainless steel (std. on pull trims & device)  
**693** = Black, powder coated  
**695** = Dark bronze, powder coated

## DOGGING FUNCTION

**LD** = Less/No dogging  
**HD** = Hex key dogging  
**CD** = Cylinder key dogging

## PRE-INSTALLED CYLINDERS

If cylinders provided by others, leave blank  
**MC65** = Mortise Cylinder(s) 6pin/Keyed 5  
**IC7** = Mortise Cylinder(s) SFIC housing  
**IK7** = Mortise Cylinder(s) InstalKey housing  
**RC65** = Rim Cylinder(s) 6pin/Keyed 5  
**IC7R** = Rim Cylinder(s) SFIC housing  
**IK7R** = Rim Cylinder(s) InstalKey housing

## ENDCAP

**EC1** = Ramped endcap\*  
**EC2** = Flush endcap

## POWER TRANSFERS

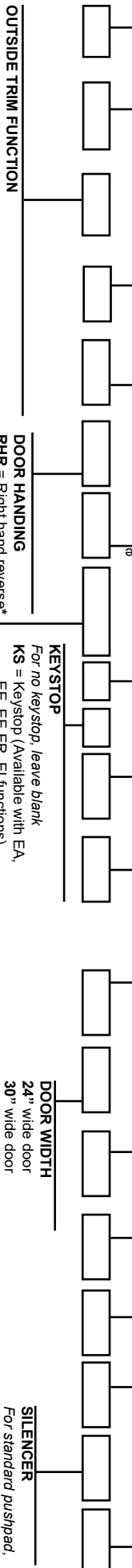
For no power transfers, leave blank  
**FC3** = 3' Flex Conduit  
**FC10** = 10' Flex Conduit  
**PTS** = Power Transfer  
**EH8** = Electric Hinge

## KNURLING

For no knurling, leave blank  
**KN** = Knurled (lever trim only)

## SERIES TYPE

**50** = SVR, narrow stile  
**51** = SVR, top rod only, narrow stile



## OUTSIDE TRIM FUNCTION

For no outside trim, leave blank  
**01CN** = Exit only, blank plate  
**02CN** = Dummy pull trim  
**03CN** = Key retracts latch; pull trim  
**03WS** = Key retracts latch; plate - short  
**01DN** = Blank escutcheon; Narrow lever handle (handed) (J, Q, S, T, U or FSB1076 lever)\*\*  
**02DN** = Dummy lever trim  
**08DN** = Active lever, key locks / unlocks lever; Narrow lever handle (handed) (J, Q, S, T, U or FSB1076 lever\*\*)(classroom)  
**09DN** = Lever trim active by key, locked when key removed; Narrow lever handle (handed) (J, Q, S, T, U or FSB1076 lever\*\*)(storeroom)  
**14DN** = Active lever, no key cylinder; Narrow lever handle (handed) (J, Q, S, T, U or FSB1076 lever\*\*)(passage)  
**CBK** = Cylinder bracket kit; 03 only, plate & pull handle by others required  
**EU2W** = Electric Unlock Trim (24VDC & Fail Secure [FSE] Std.) - Specify handing (not field reversible). For 12VDC specify 12VDC. For Fail Safe specify FSA.

## DOOR HANDING

**RHR** = Right hand reverse\*  
**LHR** = Left hand reverse

## KEYSTOP

For no keystop, leave blank  
**KS** = Keystop (Available with EA, EE, EE ER, EI functions)

## STRIKES

**96** = Surface

## ELECTRIFIED FUNCTION

For no electrified function, leave blank

### Standard

Select Arming Time and Auto Rearm  
**EA** = Hardwired Electric Alarm  
**EA EX** = Exit Alarm with Request To Exit (Signal) Switch  
**EA EXV** = Exit Alarm with Request To Exit (3Amp Current) Switch  
**ED** = Electric Dogging  
**EX** = Request To Exit (Signal) Switch  
**EXV** = Request To Exit (3Amp Current) Switch

### Delayed Egress

Select Arming Delay, Delayed Egress Time and Silent Arming  
**EE** = Delayed Egress  
**Power Supply for Delayed Egress**  
 Comes standard with 90-800 power supply  
**Single = (1) 90-800 w/o bat backup**  
**Pair = (1) 90-800 w/o bat backup**

## ANTIMICROBIAL

For no coating, leave blank  
**AM** = Antimicrobial Coating

## DOOR HEIGHT/SVR HEIGHT

For 84" door heights, leave blank  
**84"** high door  
**96"** high door  
**120"** high door

## DOOR WIDTH

**24"** wide door  
**30"** wide door  
**36"** wide door (3)\*  
**48"** wide door (4)

## Latch Retraction

**ER EX** = Electric Latch Retraction with Request To Exit Switch (silencer standard)

## Power Supply / Controller for Latch Retraction Only (ER EX)

Order/Sold Separately  
**Single = 81-800**  
**Pair = 82-800**  
**2 Independent Singles = 83-800**

## Delayed Egress/Latch Retraction

**EE ER** = Delayed Egress with Electric Latch Retraction (silencer standard)

## Required Power Supply / Controller for Delayed Egress with Latch Retraction (EE ER)


Order/Sold Separately  
**Single EE ER = 84-800**  
**Pair of EE ER = 85-800**  
**One EE ER and One EE = 85-800 EE**  
**One EE ER and One ER = 85-800 EE**

## FASTENERS

For standard machine, wood & self-drilling screws, leave blank  
**SM1** = Sex Nuts/Throughbolts

## SILENCER

For standard pushpad, leave blank  
**SLR** = Silent Latch & Pushpad



Detex products can expose you to chemicals including Chromium (hexavalent compounds) and Lead, which are known to the State of California to cause cancer and birth defects or other reproductive harm. For more information go to [www.detex.com/prp65](http://www.detex.com/prp65)

NOTE: \* = default/standard

\*\*Other FSB levers available: 1016, 1035, 1058, 1075, 1093, 1119, 1147. FSB levers available in 630 finish only. See catalog pages for more information.

Also see online version at [detex.com/hto](http://detex.com/hto)

April 22, 2020

# ADVANTEX® 50XW/51XW SERIES (NARROW SURFACE VERTICAL ROD, WEATHERIZED)



## RATING

For no rating, leave blank  
 H = Hurricane Rated  
 F = Fire Rated (Less/No Dogging Only) - Fire pin included for F5-1  
 FH = Hurricane and Fire Rated

## OUTSIDE TRIM / DEVICE FINISH

605 = Polished brass (PVD)  
 606 = Brushed brass (PVD)  
 611 = Polished bronze (PVD)  
 612 = Brushed bronze (PVD)  
 613 = Oil rubbed bronze  
 625 = Polished chrome  
 626 = Brushed chrome (std. on lever trims)  
 628 = Aluminum, powder coated (device only)  
 629 = Polished stainless steel  
 630 = Brushed stainless steel (std. on pull trims & device)  
 693 = Black, powder coated  
 695 = Dark bronze, powder coated

## DOGGING FUNCTION

LD = Less/No dogging  
 HD = Hex key dogging  
 CD = Cylinder key dogging

## PRE-INSTALLED CYLINDERS

If cylinders provided by others, leave blank  
 MC65 = Mortise Cylinder(s) 6pin/Keyed 5  
 IC7 = Mortise Cylinder(s) SFC housing  
 IK7 = Mortise Cylinder(s) InstakKey housing  
 RC65 = Rim Cylinder(s) 6pin/Keyed 5  
 IC7R = Rim Cylinder(s) SFC housing  
 IK7R = Rim Cylinder(s) InstakKey housing

## ENDCAP

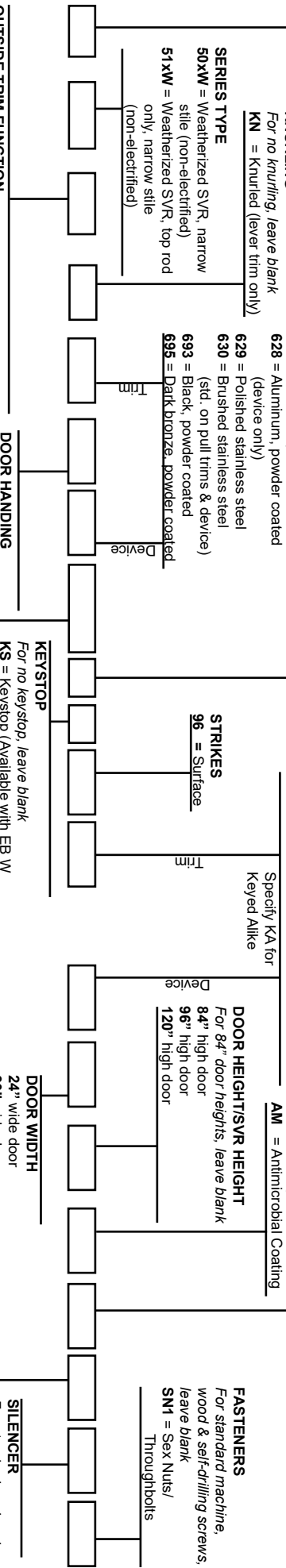
EC1 = Ramped endcap\*  
 EC2 = Flush endcap

## ANTIMICROBIAL

For no coating, leave blank  
 AMI = Antimicrobial Coating

## FASTENERS

For standard machine, wood & self-drilling screws, leave blank  
 SNI = Sex Nuts/Throughbolts



## OUTSIDE TRIM FUNCTION

For no outside trim, leave blank  
 01CN = Exit only, blank plate  
 02CN = Dummy pull trim  
 03CN = Key retracts latch; pull trim  
 03WS = Key retracts latch; plate - short  
 01DN = Blank escutcheon; Narrow lever handle (handed) (L, Q, S, T, U or FSB1076 lever)\*\*  
 02DN = Dummy lever trim  
 08DN = Active lever, key locks / unlocks lever; Narrow lever handle (handed) (L, Q, S, T, U or FSB1076 lever)\*\* (classroom)  
 09DN = Lever trim active by key, locked when key removed; Narrow lever handle (handed) (L, Q, S, T, U or FSB1076 lever)\*\* (storeroom)  
 14DN = Active lever, no key cylinder; Narrow lever handle (handed) (L, Q, S, T, U or FSB1076 lever)\*\* (passage)  
 CBK = Cylinder bracket kit, 03 only, plate & pull handle by others required  
 EU2W = Electric Unlock Trim (24VDC & Fail Secure [FSE] Std.) - Specify handling (not field reversible). For 12VDC specify 12VDC. For Fail Safe specify FSA.

## DOOR HANDING

RHR = Right hand reverse\*  
 LHR = Left hand reverse

## KEYSTOP

For no key/stop, leave blank  
 KS = Keystop (Available with EB W function)

## ELECTRIFIED FUNCTION

**Weatherized Others**  
 ER EX W = Weatherized with Request to Exit Switch (silencer standard)  
 EX W = Request To Exit (Signal) Switch Weatherized  
 EXV W = Request To Exit (3Amp Current) Switch Weatherized  
 WDE = Weatherized Delayed Egress (see EasyKits)

**Weatherized Alarms**  
 Select Arming Time and Auto Rearm  
 EB W = Electric Battery Operated Exit Alarm Weatherized  
 EB EX W = Electric Battery Operated Exit Alarm Weatherized with Request To Exit (Signal) Switch  
 EB EXV W = Electric Battery Operated Exit Alarm Weatherized with Request To Exit (3Amp Current) Switch

**Weatherized Alarms**  
 Select Arming Time and Auto Rearm  
 EB W = Electric Battery Operated Exit Alarm Weatherized  
 EB EX W = Electric Battery Operated Exit Alarm Weatherized with Request To Exit (Signal) Switch  
 EB EXV W = Electric Battery Operated Exit Alarm Weatherized with Request To Exit (3Amp Current) Switch

**Latch Retraction**  
 ER EX W = Electric Latch Retraction Weatherized with Request To Exit Switch (silencer standard)

**Required Power Supply / Controller for Delayed Egress with Latch Retraction (EE ER)**  
 Order/Sold Separately  
 Single EE ER = 84-800  
 Pair of EE ER = 85-800  
 One EE ER and One EE = 85-800 EE  
 One EE ER and One ER = 85-800 ER

## POWER TRANSFERS

For no power transfers, leave blank  
 FC3W = 3 Weatherized Flex Conduit  
 FC10W = 10 Weatherized Flex Conduit  
 PT5 = Power Transfer  
 EH8 = Electric Hinge


## SILENCER

For standard pushpad, leave blank  
 SLR = Silent Latch & Pushpad

Fire-rated trims must be fail safe (FSA)

\*\*Other FSB levers available: 1016, 1035, 1058, 1075, 1093, 1119, 1147. FSB levers available in 630 finish only. See catalog pages for more information.

NOTE: \* = default/standard



Also see online version at [detex.com/hto](http://detex.com/hto)



**RATING**

For no rating, leave blank

F = Fire Rated (Less/No Dogging Only)

**OUTSIDE TRIM / DEVICE FINISH**

**KNURLING**  
For no knurling, leave blank  
KN = Knurled (lever trim only)

- SERIES TYPE**
- 60 = CVR/EC2, narrow stile, aluminum door
  - 61 = CVR/EC2, top rod only, narrow stile, aluminum door
  - 62 = CVR, narrow stile, hollow metal door
  - 63 = CVR, top rod only, narrow stile, hollow metal door

- 605 = Polished brass (PVD)
- 606 = Brushed brass (PVD)
- 611 = Polished bronze (PVD)
- 612 = Brushed bronze (PVD)
- 613 = Oil rubbed bronze
- 625 = Polished chrome
- 626 = Brushed chrome (std. on lever trims)
- 628 = Aluminum, powder coated (device only)
- 629 = Polished stainless steel
- 630 = Brushed stainless steel (std. on pull trims & device)
- 693 = Black, powder coated
- 695 = Dark bronze, powder coated

**DOGGING FUNCTION**

- LD = Less/No dogging
- HD = Hex key dogging
- CD = Cylinder key dogging

**PRE-INSTALLED CYLINDERS**

If cylinders provided by others, leave blank

- MC65 = Mortise Cylinder(s) 6pin/Keyed 5
- IC7 = Mortise Cylinder(s) SFC housing
- IK7 = Mortise Cylinder(s) Instakey housing
- RC65 = Rim Cylinder(s) 6pin/Keyed 5
- IC7R = Rim Cylinder(s) SFC housing
- IK7R = Rim Cylinder(s) Instakey housing

**ENDCAP**

- EC1 = Ramped endcap\*
- EC2 = Flush endcap

**POWER TRANSFERS**

- For no power transfers, leave blank
- FC3 = 3' Flex Conduit
  - FC-10 = 10' Flex Conduit
  - PTS = Power Transfer
  - EHB = Electric Hinge

**ANTIMICROBIAL**

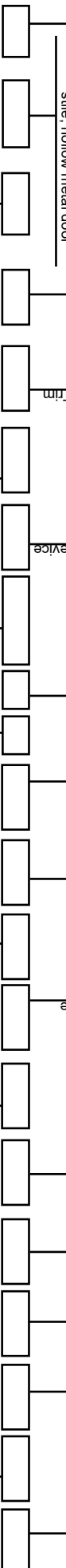
- For no coating, leave blank
- AM = Antimicrobial Coating

**DOOR HEIGHT/CVR HEIGHT**

- For 80-96" door heights, leave blank
- " " - 80" - 96" high door
  - " " - 97" - 120" high door

**FASTENERS**

- For standard machine, wood & self-drilling screws, leave blank
- SN1 = Sex Nuts/Throughbolts



**OUTSIDE TRIM FUNCTION**

For no outside trim, leave blank

- 02WP = Dummy wire pull handle
- 01CNV = CVR, narrow blank plate
- 02CNV = CVR, Dummy pull handle
- 03CNV = CVR, Key retracts latch, Narrow pull handle
- 03R = CVR, Key retracts latch; Cylinder escutcheon
- 02DNV = CVR, Dummy narrow lever handle (handed) (S, T or U lever)
- 08DNV = CVR, Active lever, key locks / unlocks lever; Narrow lever handle (handed) (S, T or U lever) (classroom)
- 09DNV = CVR, Lever trim active by key, locked when key removed; Narrow lever handle (handed) (S, T or U lever) (storeroom)
- 14DNV = CVR, Active lever, no key cylinder; Narrow lever handle (handed) (S, T or U lever) (passage)

**DOOR HANDING**

- RHR = Right hand reverse\*
- LHR = Left hand reverse

**KEYSTOP**

- For no key/stop, leave blank
- KS = Keystop (Available EA, EE, EE ER, EI functions)

**SWITCHING**

- For no switching, leave blank
- LX = Latch Bolt Signal Switch
  - LXV = Latch Bolt 3Amp Current Switch

**DOOR WIDTH**

- 24" wide door
- 30" wide door
- 36" wide door (3)\*
- 48" wide door (4)

**SILENCER**

- For standard pushpad, leave blank
- SLR = Silent Latch & Pushpad

**ELECTRIFIED FUNCTION**

For no electrified function, leave blank

**Standard**

- Select Arming Time and Auto Rearm
- EA = Handwired Exit Alarm
- EA EX = Exit Alarm with Request To Exit (Signal) Switch
- EA EXV = Exit Alarm with Request To Exit (3Amp Current) Switch
- ED = Electric Dogging
- EX = Request To Exit (Signal) Switch
- EXV = Request To Exit (3Amp Current) Switch

**Delayed Egress**

- Select Arming Delay, Delayed Egress Time and Silent Arming
- EE = Delayed Egress

**Power Supply for Delayed Egress**

- Comes standard with 90-800 power supply
- Single = (1) 90-800 w/o bat backup
  - Pair = (1) 90-800 w/o bat backup

**Latch Retraction**

- ER EX = Electric Latch Retraction with Request To Exit Switch (silencer standard)

**Power Supply / Controller for Latch Retraction**

- Only (ER) Order/Sold Separately
- Single = 81-800
- Pair = 82-800
- 2 Independent Singles = 83-800

**Delayed Egress/Latch Retraction**

- EE ER = Delayed Egress with Electric Latch Retraction (silencer standard)

**Required Power Supply/Controller for Delayed Egress with Latch Retraction (EE ER)**

- Order/Sold Separately
- Single EE ER = 84-800
- Pair of EE ER = 85-800
- One EE ER and One EE = 85-800 EE
- One EE ER and One ER = 85-800 ER

Fire-rated trims must be fail safe (FSA)

\*\*Other FSB levers available: 1016, 1035, 1058, 1075, 1093, 1119, 1147. FSB levers available in 630 finish only. See catalog pages for more information.

NOTE: \* = default/standard



Detex products can expose you to chemicals including Chromium (hexavalent compounds) and Lead, which are known to the State of California to cause cancer and birth defects or other reproductive harm. For more information go to www.detex.com/pro65

Also see online version at [detex.com/hto](http://detex.com/hto)

# ADVANTEX® 70/71/80/81/82/83 SERIES (WIDE CONCEALED VERTICAL ROD)

## RATING

For no rating, leave blank  
**F** = Fire Rated (Less/No Dogging Only)<sup>1</sup>

## OUTSIDE TRIM / DEVICE FINISH

**605** = Polished brass (PVD)  
**606** = Brushed brass (PVD)  
**611** = Polished bronze (PVD)  
**612** = Brushed bronze (PVD)  
**613** = Oil rubbed bronze  
**625** = Polished chrome  
**626** = Brushed chrome (std. on lever trims)  
**628** = Aluminum, powder coated (device only)  
**629** = Polished stainless steel  
**630** = Brushed stainless steel (std. on pull trims & device)  
**693** = Black, powder coated  
**695** = Dark bronze, powder coated

## DOGGING FUNCTION

**LD** = Less/No dogging  
**HD** = Hex key dogging  
**CD** = Cylinder key dogging

## PRE-INSTALLED CYLINDERS

If cylinders provided by others, leave blank  
**MC65** = Morrisse Cylinder(s) 6pin/Keyed 5  
**IC7** = Morrisse Cylinder(s) SFIC housing  
**IK7** = Morrisse Cylinder(s) Instakey housing  
**ICR5** = Rim Cylinder(s) 6pin/Keyed 5  
**IC7R** = Rim Cylinder(s) SFIC housing  
**IK7R** = Rim Cylinder(s) Instakey housing

## ENDCAP

**EC1** = Ramped endcap\*  
**EC2** = Flush endcap

## POWER TRANSFERS

For no power transfers, leave blank  
**FC3** = 3' Flex Conduit  
**FC10** = 10' Flex Conduit  
**PT5** = Power Transfer  
**EH8** = Electric Hinge

## KNURLING

For no knurling, leave blank  
**KN** = Knurled (lever trim only)

## SERIES TYPE

**70** = CVR, wide stile, wood door  
**71** = CVR, top rod only, wide stile, wood door  
**80** = CVR, wide stile, hollow metal door  
**81** = CVR, top rod only, wide stile, hollow metal door  
**82** = CVR, wide stile, aluminum door  
**83** = CVR, top rod only, wide stile, aluminum door

## OUTSIDE TRIM FUNCTION

For no outside trim, leave blank  
**01CV** = CVR, Exit only, blank plate  
**02CV** = CVR, Dummy pull trim  
**02WP** = Dummy wire pull handle  
**03CV** = CVR, Key retracts latch, Wide pull handle  
**03WSV** = CVR, Key retracts latch, Wide plate - short  
**02DV** = CVR, Dummy lever handle (handed) (S, T or U lever)  
**08DV** = CVR, Active lever, key locks / unlocks lever, wide lever handle (handed) (S, T or U lever) (classroom)  
**09DV** = CVR, Lever trim active by key, locked when key removed; Wide lever handle (handed) (S, T or U lever) (storeroom)  
**14DV** = CVR, Active lever, no key cylinder; Wide lever handle (handed) (S, T or U lever) (passage)  
**EUV** = Electric Unlock Trim (24VDC/FSE Std.) - Specify handing (not field reversible). For 12VDC specify 12VDC. For Fall Safe specify FSA

## DOOR HANDING

**RHR** = Right hand reverse\*  
**LHR** = Left hand reverse

## KEYSTOP

For no keystop, leave blank  
**KS** = Keystop (Available with EA, EE, EE ER, EI functions)

## STRIKES

**95T** = CVR, top strike  
**95B** = CVR, bottom strike

## SWITCHING

For no switching, leave blank  
**LX** = Latch Bolt Signal Switch  
**LXV** = Latch Bolt Current Switch

## DOOR WIDTH

**24"** wide door  
**30"** wide door  
**36"** wide door (3)\*  
**48"** wide door (4)

## DOOR HEIGHT/CVR HEIGHT

For 80-96" door heights, leave blank  
 " " - 80" - 96" high door  
 " " - 97" - 120" high door

## ANTIMICROBIAL

For no coating, leave blank  
**AM** = Antimicrobial Coating

## SILENCER

For standard pushpad, leave blank  
**SLR** = Silent Latch & Pushpad

## ELECTRIFIED FUNCTION

For no electrified function, leave blank

## Standard

Select Arming Time and Auto Rearm  
**EA** = Hardwired Exit Alarm  
**EA EX** = Exit Alarm with Request To Exit (Signal) Switch  
**EA EXV** = Exit Alarm with Request To Exit (3Amp Current) Switch  
**ED** = Electric Dogging  
**EX** = Request To Exit (Signal) Switch  
**EXV** = Request To Exit (3Amp Current) Switch

## Delayed Egress

Select Arming Delay, Delayed Egress Time and Silent Arming  
**EE** = Delayed Egress

## Power Supply for Delayed Egress

Comes standard with 90-800 power supply  
**Single** = (1) 90-800 w/o bat backup  
**Pair** = (1) 90-800 w/o bat backup

## Latch Retraction

= Electric Latch Retraction with Request To Exit Switch (silencer standard)

## Power Supply / Controller for Latch Retraction

Only (ER)  
 Order/Sold Separately  
**Single** = 81-800  
**Pair** = 82-800  
**2 Independent Singles** = 83-800

## Delayed Egress/Latch Retraction

**EE ER** = Delayed Egress with Electric Latch Retraction (silencer standard)

## Required Power Supply/Controller for Delayed Egress with Latch Retraction (EE ER)

Order/Sold Separately  
**Single EE ER** = 84-800  
**Pair of EE ER** = 85-800  
**One EE ER and One EE** = 85-800 EE  
**One EE ER and One ER** = 85-800 ER


<sup>1</sup>(70/71 Series only) For use with single doors up to 4'x8' and pairs of doors up to 8'x8' with Listed 90 MINUTE - See 70/71 Series Catalog page for more information  
 Fire-rated trims must be fall safe (FSA)

\*\*Other FSB levers available: 1016, 1035, 1058, 1075, 1093, 1119, 1147. FSB levers available in 630 finish only. See catalog pages for more information.

NOTE: \* = default/standard

Also see online version at [detex.com/hto](http://detex.com/hto)

March 22, 2019



BHMA Function	BHMA Definition	Description	ADVANTEX®			
			10 Series Rim	98 Series Rim	Manufacturer A Exit Devices	Manufacturer B Exit Devices
01	Exit Only	Cover Plate	01C & 01W	990EO	802-PTB	1701
02	Pull When Dogged	Dummy Pull	02C	990DT	810-PTB	1702A
02	Pull When Dogged	Dummy Vandal Pull	02Z	VR910DT	821	N/A
03	Key Retracts Latch Bolt	Night Latch Vandal Pull	03Z	VR910NL	LC-826	N/A
03	Key Retracts Latch Bolt	Night Latch Pull	03C	990NL	LC-814-PSB	1703A
03	Key Retracts Latch Bolt	Night Latch - Cylinder Only - Pull by others	03WS & 03W	110NL-OP	N/A	C03
01	Exit Only	Blank Escutcheon	01D	996EO		N/A
02	Pull When Dogged	Dummy Lever	02D	996LxDT	710-ETL	4902A
08	Key Unlocks & Locks Lever	Classroom Lever	08D	996L	LC-743-ETL	4908A
09	Lever Active by Key; Locked when key removed	Night Latch / Storeroom Lever	09D	996LxNL	LC-746-ETL	4903A
10	Inside or outside; key locks or unlocks lever	Double Cylinder Lever	10D	996L-2	LC-716-ETL	4908A
14	Lever always active	Passage Lever	14D	996LxBE	LC-715-ETL	4914A
EU	Electric Lock / Unlock	Fail Secure or Fail Safe	EU	E996L	LC-775-ETL LC-776-ETL	E4908A

BHMA Function	BHMA Definition	Description	20/21 Series SVR	9827 Series SVR	8700 Series SVR	22 Series SVR
01	Exit Only	Cover Plate	01C & 01W	990EO	802-PTB	1701
02	Pull When Dogged	Dummy Pull	02C	990DT	810-PTB	1702A
02	Pull When Dogged	Dummy Vandal Pull	02Z	VR910DT	821	N/A
03	Key Retracts Latch Bolt	Night Latch Vandal Pull	03Z	VR910NL	LC-826	N/A
03	Key Retracts Latch Bolt	Night Latch Pull	03C	990NL	N/A	1703A
03	Key Retracts Latch Bolt	Night Latch - Cylinder Only - Pull by others	03WS & 03W	370T	306	C03
01	Exit Only	Blank Escutcheon	01D	N/A	710	N/A
02	Pull When Dogged	Dummy Lever	02D	996LxDT	71-ETL	4902A
08	Key Unlocks & Locks Lever	Classroom Lever	08D	996L-2	LC-743-ETL	4908A
09	Lever Active by Key; Locked when key removed	Night Latch / Storeroom Lever	09D	996LxNL	LC-746-ETL	4903A
14	Lever always active	Passage Lever	14D	996LxBE	LC-715-ETL	4914A
EU	Electric Lock / Unlock	Fail Secure or Fail Safe	EU	E996L	773-ETL (no cylinder) 774-ETL (no cylinder)	E4908A

BHMA Function	BHMA Definition	Description	10 Series Rim	98 Series Rim	8800 Series Rim	21 Series Rim
01	Exit Only	Cover Plate	01CM & 01WM	990EO	802-PTB	1701
02	Pull When Dogged	Dummy Pull	02CM	990DT	810-PTB	1702A
03	Key Retracts Latch Bolt	Night Latch Pull	03CM	990NL	LC-814-PTB	1703A
03	Key Retracts Latch Bolt	Night Latch - Cylinder Only - Pull by others	03WM	990NL	N/A	C03
01	Exit Only	Blank Escutcheon	01DM	N/A	710	N/A
02	Pull When Dogged	Dummy Lever	02DM	996LxDT	710-ETL	M4902A
08	Key Unlocks & Locks Lever	Classroom Lever	08DM	996L	LC-743-ETL	M4908A
09	Lever Active by Key; Locked when key removed	Night Latch / Storeroom Lever	09DM	996LxNL	LC-706-ETL (not vandal resistant)	M4903A
10	Inside or outside; key locks or unlocks lever	Double Cylinder Lever	10DM	996L-2	LC-716-ETL	M4908A
14	Lever always active	Passage Lever	14DM	996LxBE	715-ETL	M4914A
EU	Electric Lock / Unlock	Fail Secure or Fail Safe	EUxDM	E996L	LC-775-ETL LC-776-ETL	E4908A

TRIM CROSS REFERENCE CONT'D ON PAGE 47

BHMA Function	BHMA Definition	Description	<b>ADVANTEX®</b>	Manufacturer A Exit Devices	Manufacturer B Exit Devices	Manufacturer C Exit Devices
			40 Series Narrow Stile Rim	35A Series Narrow Stile Rim	8500 Series Narrow Stile Rim	24 Series Narrow Stile Rim
01	Exit Only	Cover Plate	01CN	360EO	N/A	2001
02	Pull When Dogged	Dummy Pull	02CN	386DT	N/A	2002A
03	Key Retracts Latch Bolt	Night Latch Pull	03CN	386NL	N/A	2003A
03	Key Retracts Latch Bolt	Night Latch - Cylinder Only - Pull by others	03WS	388	N/A	C03
01	Exit Only	Blank Escutcheon	01DN	N/A	N/A	N/A
02	Pull When Dogged	Dummy Lever	02DN	360LxDT	710-ETL	2902A
08	Key Unlocks & Locks Lever	Classroom Lever	08DN	360L	LC-743-ETL	2908A
09	Lever Active by Key; Locked when key removed	Night Latch / Storeroom Lever	09DN	360L-NL	LC-746-ETL	2903A
14	Lever always active	Passage Lever	14DN	360L-BE	715-ETL	2914A
EU	Electric Lock / Unlock	Fail Secure or Fail Safe	EU2W	E360L-BE	773-ETL (no cylinder) 774-ETL (no cylinder)	N/A

BHMA Function	BHMA Definition	Description	50/51 Series Narrow Stile SVR	3527A Series Narrow Stile SVR	Not Available	Not Available
01	Exit Only	Cover Plate	01CN	N/A	N/A	N/A
02	Pull When Dogged	Dummy Pull	02CN	386DT	N/A	N/A
03	Key Retracts Latch Bolt	Night Latch Pull	03CN	386NL	N/A	N/A
03	Key Retracts Latch Bolt	Night Latch - Cylinder Only - Pull by others	03WS	388	N/A	N/A
01	Exit Only	Blank Escutcheon	01DN	N/A	N/A	N/A
02	Pull When Dogged	Dummy Lever	02DN	360LxDT	N/A	N/A
08	Key Unlocks & Locks Lever	Classroom Lever	08DN	360L	N/A	N/A
09	Lever Active by Key; Locked when key removed	Night Latch / Storeroom Lever	09DN	360LxNL	N/A	N/A
14	Lever always active	Passage Lever	14DN	360L-BE	N/A	N/A
EU	Electric Lock / Unlock	Fail Secure or Fail Safe	EU2W	E360L-BE	N/A	N/A

BHMA Function	BHMA Definition	Description	60/61 Series Narrow Stile CVR for Aluminum Doors	3547A Series Narrow Stile CVR	AD8400 Series Narrow Stile CVR	2600 Series Narrow Stile CVR
02	Pull When Dogged	Dummy Pull (Wire)	02WP	8190	862 Pull	N/A
03	Key Retracts Latch Bolt	Night Latch - Cylinder Only - Pull by others	03R	388	100	N/A
01	Exit Only	Blank Escutcheon	01DNV	N/A	710-4	N/A
02	Pull When Dogged	Dummy Lever	02DNV	360LxDT	710-4-ETL	2902A
08	Key Unlocks & Locks Lever	Classroom Lever	08DNV	360L	LC-743-4-ETL	2908A
09	Lever Active by Key; Locked when key removed	Night Latch / Storeroom Lever	09DNV	360LxNL	LC-746-4-ETL	2903A
14	Lever always active	Passage Lever	14DNV	360L-BE	715-4-ETL	2914A

BHMA Function	BHMA Definition	Description	62/63 Series Narrow Stile CVR for Hollow Metal Doors	3547A Series Narrow Stile CVR	AD8400 Series Narrow Stile CVR	2600 Series Narrow Stile CVR
01	Exit Only	Cover Plate	01CNV	N/A	N/A	N/A
02	Pull When Dogged	Dummy Pull	02CNV	N/A	N/A	N/A
02	Pull When Dogged	Dummy Pull (Wire)	02WP	8190	862 Pull	N/A
03	Key Retracts Latch Bolt	Night Latch Pull	03CNV	388X8190	N/A	N/A
03	Key Retracts Latch Bolt	Night Latch - Cylinder Only - Pull by others	03R	388	N100	N/A
01	Exit Only	Blank Escutcheon	01DNV	N/A	710-4	N/A
02	Pull When Dogged	Dummy Lever	02DNV	N/A	710-4-ETL	N/A
08	Key Unlocks & Locks Lever	Classroom Lever	08DNV	360L	LC-743-4-ETL	2908A
09	Lever Active by Key; Locked when key removed	Night Latch / Storeroom Lever	09DNV	360L-NL	LC-746-4-ETL	2909A
14	Lever always active	Passage Lever	14DNV	360L-BE	715-4-ETL	2914A

BHMA Function	BHMA Definition	Description	<b>ADVANTEX®</b>	Manufacturer A Exit Devices	Manufacturer B Exit Devices	Manufacturer C Exit Devices
			70/71 Series CVR for Wood Doors	9847 WDC Series for Wood Doors	WD8600 Series CVR	2700 Series CVR for Wood Doors
01	Exit Only	Cover Plate	01CV	990EO	N/A	1701
02	Pull When Dogged	Dummy Pull	02CV	990DT	N/A	1702A
02	Pull When Dogged	Dummy Pull (Wire)	02WP	8190	862 Pull	N/A
03	Key Retracts Latch Bolt	Night Latch Pull	03CV	990NL-R/V	N/A	1703A
03	Key Retracts Latch Bolt	Night Latch - Cylinder Only - Pull by others	03WS	110NL-MD	100	N/A
01	Exit Only	Blank Escutcheon	01DV	N/A	710-4	N/A
02	Pull When Dogged	Dummy Lever	02DV	996L-DT-CV	710-4-ETL	4902A
08	Key Unlocks & Locks Lever	Classroom Lever	08DV	996L-CV	LC-743-4-ETL	4908A
09	Lever Active by Key; Locked when key removed	Night Latch / Storeroom Lever	09DV	996L-NL-CV	LC-746-4-ETL	4903A
14	Lever always active	Passage Lever	14DV	996LxBE	715-4-ETL	4914A
EU	Electric Lock / Unlock	Fail Secure or Fail Safe	EUV	E996L	773-4-ETL (no cylinder) 774-4-ETL (no cylinder)	E2703 4908A

BHMA Function	BHMA Definition	Description	80/81 Series CVR for Hollow Metal Doors	9847 Series	MD8600 Series CVR	2800 Series CVR
			01	Exit Only	Cover Plate	01CV
02	Pull When Dogged	Dummy Pull	02CV	990DT	N/A	C1702A
02	Pull When Dogged	Dummy Pull (Wire)	02WP	8190	862 Pull	N/A
03	Key Retracts Latch Bolt	Night Latch Pull	03CV	990NL-R/V	N/A	C1703A
03	Key Retracts Latch Bolt	Night Latch - Cylinder Only - Pull by others	03WS	110NL-MD	100	N/A
01	Exit Only	Blank Escutcheon	01DV	N/A	710-4	N/A
02	Pull When Dogged	Dummy Lever	02DV	996L-DT-CV	710-4-ETL	4902A
08	Key Unlocks & Locks Lever	Classroom Lever	08DV	996L-CV	LC-743-4-ETL	4908A
09	Lever Active by Key; Locked when key removed	Night Latch / Storeroom Lever	09DV	996L-NL-CV	LC-746-4-ETL	4903A
14	Lever always active	Passage Lever	14DV	996LxBE	715-4-ETL	4914A
EU	Electric Lock / Unlock	Fail Secure or Fail Safe	EUV	E996L	773-4-ETL (no cylinder) 774-4-ETL (no cylinder)	E2803 4908A

BHMA Function	BHMA Definition	Description	82/83 Series CVR for Aluminum Doors	9847 Series	AD8600 Series CVR	2800 Series CVR
			01	Exit Only	Cover Plate	01CV
02	Pull When Dogged	Dummy Pull	02CV	990DT	N/A	C1702A
02	Pull When Dogged	Dummy Pull (Wire)	02WP	8190	862 Pull	N/A
03	Key Retracts Latch Bolt	Night Latch Pull	03CV	990NL-R/V	N/A	C1703A
03	Key Retracts Latch Bolt	Night Latch - Cylinder Only - Pull by others	03WS	110NL-MD	100	N/A
01	Exit Only	Blank Escutcheon	01DV	N/A	710-4	N/A
02	Pull When Dogged	Dummy Lever	02DV	996L-DT-CV	710-4-ETL	4902A
08	Key Unlocks & Locks Lever	Classroom Lever	08DV	996L-CV	LC-743-4-ETL	4908A
09	Lever Active by Key; Locked when key removed	Night Latch / Storeroom Lever	09DV	996L-NL-CV	LC-746-4-ETL	4903A
14	Lever always active	Passage Lever	14DV	996LxBE	715-4-ETL	4914A
EU	Electric Lock / Unlock	Fail Secure or Fail Safe	EUV	E996L	773-4-ETL (no cylinder) 774-4-ETL (no cylinder)	E2803 4908A

BHMA Type	BHMA Definition	<b>ADVANTEX</b>	Manufacturer A Exit Devices	Manufacturer B Exit Devices	Manufacturer C Exit Devices
1	Rim Exit Device	10	98 99	8800	2100
	Rim Exit Device - Weatherized	10xW	No equal	No equal	No equal
2	Surface Vertical Rod Exit Device	20	9827 9927	8700	2200
	Surface Vertical Rod Exit Device - Weatherized	20xW	No equal	No equal	No equal
	Surface Vertical Rod Exit Device - Top Rod Only	21	9827-LBR 9927-LBR	NB8700	2200LBR
	Surface Vertical Rod Exit Device - Top Rod Only - Weatherized	21xW	No equal	No equal	No equal
3	Mortise Exit Device	30	9875 9975	8900	2300
4	Narrow Stile Rim Exit Device	40	33A	8400	2400
	Narrow Stile Rim Exit Device - Weatherized	40xW	No equal	No equal	No equal
5	Narrow Stile Surface Vertical Rod Exit Device	50	3327A	No equal	No equal
	Narrow Stile Surface Vertical Rod Exit Device - Weatherized	50xW	No equal	No equal	No equal
	Narrow Stile Surface Vertical Rod Exit Device - Top Rod Only	51	3327A-LBR	No equal	No equal
	Narrow Stile Surface Vertical Rod Exit Device - Top Rod Only - Weatherized	51xW	No equal	No equal	No equal
6	Narrow Stile Concealed Vertical Rod Exit Device (for Aluminum Door)	60	3347A	AD8400	2600
	Narrow Stile Concealed Vertical Rod Exit Device (for Aluminum Door) - Top Rod Only	61	3347A-LBR	NB-AD8400	2600LBR
	Narrow Stile Concealed Vertical Rod Exit Device (for Hollow Metal Door)	62	3347A	MD8400	2600
	Narrow Stile Concealed Vertical Rod Exit Device (for Hollow Metal Door) - Top Rod Only	63	3347A-LBR	NB-MD8400	2600LBR
7	Concealed Vertical Rod Exit Device (for Wood Door)	70	3347A 3547A	WD8600	2700
	Concealed Vertical Rod Exit Device (for Wood Door) - Top Rod Only	71	3347A-LBR 3547A-LBR	NB-WD8600	2700LBR
8	Concealed Vertical Rod Exit Device (for Hollow Metal Door)	80	9847 9947	MD8600	2800
	Concealed Vertical Rod Exit Device (for Hollow Metal Door) - Top Rod Only	81	9847-LBR 9947-LBR	NB-MD8600	2800LBR
	Concealed Vertical Rod Exit Device (for Aluminum Door)	82	9847 9947	AD8600	2800
	Concealed Vertical Rod Exit Device (for Aluminum Door) - Top Rod Only	83	9847-LBR 9947-LBR	NB-AD8600	2800LBR

Function	<b>ADVANTEX</b> <sup>®</sup>	Manufacturer A Exit Devices	Manufacturer B Exit Devices	Manufacturer C Exit Devices
	Standard Advantex	Standard 98 Series	Standard 80 Series	Standard 2000 Series
Hardwired Exit Alarm	EA	ALK	AL	ALW
Weatherized Battery Powered Exit Alarm	EB W	No equal	No equal	No equal
Electric Dogging	ED	No equal	58	No equal
Electric Latch Retraction	ER EX <small>Request to Exit Switch Included</small>	QEL	56	ELR
Weatherized Electric Latch Retraction	ER EX W <small>Request to Exit Switch Included</small>	No equal	No equal	No equal
Electric Lock/Unlock Lever	EU, EU2W, EUV	E996L	73/74/75/76	E
Delayed Egress	EE	CX	59	DE
Delayed Egress with Latch Retraction	EE ER	No equal	No equal	No equal
Electric Switching	ES	RXxLX	53x55	LSxTS
Latch Bolt Signaling	LX	LX	53	LS
Electric Integration	EI	No equal	No equal	No equal
Request to Exit Signaling	EX	RX	55	TS
Weatherized Request to Exit Signaling	EX W	WP-RX	No equal	WTS
Request to Exit Switching for High Current	EXV	No equal	No equal	No equal
Latch Bolt Signaling for High Current	LXV	No equal	No equal	No equal
Weatherized Request to Exit Switching for High Current	EXV W	No equal	No equal	No equal

<b>Hardwired Exit Alarm (EA) - Available on all Devices</b>	<b>Price Add \$532</b>
Standard Package Includes: <ul style="list-style-type: none"> <li>- Switch monitors pushpad movement and triggers alarm</li> <li>- Green &amp; Red LED, cylinder arming, 9-volt battery and piezo horn</li> <li>- Manual Key Arming standard or field-selectable 2-minute auto rearm</li> <li>- Remote Alarm Relay output (std) Common, Normally Open or Normally Closed Relay contacts</li> <li>- Bypass Alarm Relay input (std.) Normally Open Relay Contacts</li> <li>- Low Battery Alert (std), field-selectable option to remove backup battery / disable low-battery alert</li> <li>- Cylinder Dogging (CD) standard or Less Dogging (LD - NOTE: Fire Rated devices come LD only)</li> <li>- Self-adhesive Door Sign (EA-561 English - Red)</li> </ul>	
<b>Options</b>	
FC3EC1 - Flex Conduit Kit (3') includes conduit, ramped endcap and fittings	Add \$225
FC10EC1 - Flex Conduit Kit (10') includes conduit, ramped endcap and fittings	Add \$245
FC3EC2 - Flex Conduit Kit (3') includes conduit, flush endcap and fittings	Add \$121
FC10EC2 - Flex Conduit Kit (10') includes conduit, flush endcap and fittings	Add \$174
KS - Keystop feature installed	Add \$9
LD - Less Dogging	N/C
Substitute Door Signage Available (See Accessories - Page 66)	N/C
LX - Latch Bolt Signaling Switch (example EA LX - Available on 10/40/60/70/80 Devices)	Add \$265
PT-5 - Power Transfer	Add \$195
EW8-626 - Electric Hinge	Add \$467
<b>Accessories</b>	
<b>(NOTE: EA alarm can be hardwired with 12V AC/DC through 24V AC/DC)</b>	
PP-5152-2 Transformer 24VAC	Add \$107
PP-5152-3 Transformer 12VAC	Add \$50


<b>Weatherized Exit Alarm (EB W) - Battery Powered - Available on 10/20/21/40/50/51 Devices</b>	<b>Price Add \$830</b>
Standard Package Includes: <ul style="list-style-type: none"> <li>- Remote signaling, remote bypass, pushpad monitoring</li> <li>- Green &amp; Red LED, cylinder arming, 9-volt battery and piezo horn</li> <li>- Manual Key Arming standard or field-selectable 2-minute auto rearm</li> <li>- Remote Alarm Relay output (std) Common, Normally Open or Normally Closed Relay contacts</li> <li>- Bypass Alarm Relay input (std.) Normally Open Relay Contacts</li> <li>- Low-Battery Alert (std), field-selectable option to remove backup battery / disable low-battery alert</li> <li>- Cylinder Dogging (CD) standard or Less Dogging (LD - NOTE: Fire Rated devices come LD only)</li> <li>- Pushpad Signage "Push to Open Alarm Will Sound"</li> </ul>	
<b>Options</b>	
FC3EC1W - Weatherized Flex Conduit Kit (3') includes conduit, ramped endcap and fittings	Add \$233
FC10EC1W - Weatherized Flex Conduit Kit (10') includes conduit, ramped endcap and fittings	Add \$249
FC3EC2W - Weatherized Flex Conduit Kit (3') includes conduit, flush endcap and fittings	Add \$125
FC10EC2W - Weatherized Flex Conduit Kit (10') includes conduit, flush endcap and fittings	Add \$180
KS - Keystop feature installed	Add \$9
LD - Less Dogging	N/C
<b>Accessories</b>	
106595-5 - Battery Eliminator 9VDC Power Source in NEMA Enclosure	Add \$1,889

<b>Delayed Egress with Electromagnetic Lock (EM)</b>
See Delayed Egress (EE)

**ELECTRIFIED OPTIONS CONT'D ON PAGE 53**



## NOTES



No matter the weather or power, we make it secure. Imagine that.

### OUTDOOR LATCH RETRACTION

Our solution lasts through the harshest conditions and stays locked from the pull side when power is lost. Assured security when electricity is far from a sure thing—that's the Detex effect.

Call 800-729-3839

[detex.com/outdoorlatch](http://detex.com/outdoorlatch)

**DETEX**<sup>®</sup>

<b>Electric Latch Retraction with Request to Exit Switch (ER EX) - Available on all Devices 30" or longer</b>		<b>Price Add \$1,414</b>
<p>Standard Package Includes</p> <ul style="list-style-type: none"> <li>- Simultaneous latch and quiet pushpad retraction</li> <li>- Quiet latch retraction</li> <li>- Long-term dogging capability</li> <li>- Request to Exit Switch</li> </ul> <p><b>(NOTE: A Power Supply Controller is required for ER EX but not included in standard package)</b></p>		
<b>Options</b>		
FC3EC1 - Flex Conduit Kit (3') includes conduit, ramped endcap and fittings		Add \$225
FC10EC1 - Flex Conduit Kit (10') includes conduit, ramped endcap and fittings		Add \$245
FC3EC2 - Flex Conduit Kit (3') includes conduit, flush endcap and fittings		Add \$121
FC10EC2 - Flex Conduit Kit (10') includes conduit, flush endcap and fittings		Add \$174
LX - Latch Bolt Signaling Switch (example ER EX LX - Available on 10/40/60/70/80 Devices)		Add \$265
PT-5 - Power Transfer		Add \$195
EWH8-626 - Electric Hinge		Add \$467
<b>Required Accessories</b>		
81-800 Power Supply Controller for Latch Retraction - Single Door		See page 96
82-800 Power Supply Controller for Latch Retraction - Pairs of Doors Simultaneous		See page 96
83-800 Power Supply Controller for Latch Retraction - Pairs of Doors Independent		See page 96

<b>Weatherized Electric Latch Retraction with Request to Exit Switch (ER EX W) - Available on 10/20/21/40/50/51 Devices</b>		<b>Price Add \$2,261</b>
<p>Standard Package Includes:</p> <ul style="list-style-type: none"> <li>- Weatherized simultaneous latch and quiet pushpad retraction</li> <li>- Long-term dogging capability</li> <li>- Request to Exit Switch</li> </ul> <p><b>(NOTE: A Power Supply is required for ER EX W but not included in standard package. If mounting outside, NEMA enclosure required)</b></p>		
<b>Options</b>		
FC3EC1W - Weatherized Flex Conduit Kit (3') includes conduit, ramped endcap and fittings		Add \$233
FC10EC1W - Weatherized Flex Conduit Kit (10') includes conduit, ramped endcap and fittings		Add \$249
FC3EC2W - Weatherized Flex Conduit Kit (3') includes conduit, flush endcap and fittings		Add \$125
FC10EC2W - Weatherized Flex Conduit Kit (10') includes conduit, flush endcap and fittings		Add \$180
<b>Required Accessories</b>		
81-800 Power Supply Controller for Latch Retraction - Single Door		See page 96
82-800 Power Supply Controller for Latch Retraction - Pairs of Doors Simultaneous		See page 96
83-800 Power Supply Controller for Latch Retraction - Pairs of Doors Independent		See page 96

**ELECTRIFIED OPTIONS CONT'D ON PAGE 54**

**Delayed Egress with Latch Retraction (EE ER EX) - Available on all Devices 36" or longer** **Price Add \$3,232**

Standard Package Includes:

- Switches to monitor pushpad and dead latch
- Quiet latch retraction
- Request to Exit Switch
- Sold separately, but required and Included as part of Power Supply Controller is the Remote, wall-mount keyswitch & horn, with green and red LED, 100-dB alarm (RIU) as part of 84-800 and 85-800

**(NOTE: A Logic Controller is required for EE ER but not included in standard package)**

For options such as Silent Arming, arming times, set grant times, Keystop (armed when key removed) Rearm using Key Only, access control only bypasses (RKO) and other options, see power supply controllers on pages 96-97.

**Options**

30 - 30-Second Delayed Egress (example EE ER 30) (NOTE - determined by power supply - See below)	N/C
FC3EC1 - Flex Conduit Kit (3') includes conduit, ramped endcap and fittings	Add \$225
FC10EC1 - Flex Conduit Kit (10') includes conduit, ramped endcap and fittings	Add \$245
FC3EC2 - Flex Conduit Kit (3') includes conduit, flush endcap and fittings	Add \$121
FC10EC2 - Flex Conduit Kit (10') includes conduit, flush endcap and fittings	Add \$174
KS - Keystop feature installed	Add \$9
Substitute Door Signage Available (See Accessories - Page 64)	N/C
LX - Latch Bolt Signaling Switch (example EE ER LX - Available on 10/40/60/70/80 Devices)	Add \$265
PT-5 - Power Transfer	Add \$195
EWH8-626 - Electric Hinge	Add \$467

**Required Accessories**

84-800 Power Supply Controller for single doors - for options such as Silent Arming / no chirps (SA), Reset with Key Only, access control does not reset alarm, just bypass (RKO), contact factory – includes wall-mount key switch & Horn interface box (RIU)	See page 97
85-800 Power Supply Controller for pairs of doors - for options such as Silent Arming / no chirps (SA), Reset with Key Only, access control does not reset alarm, just bypass (RKO), contact factory – includes wall-mount key switch & Horn interface box (RIU)	See page 97

**ELECTRIFIED OPTIONS CONT'D ON PAGE 56**

## NOTES



# Free your staff. Delay all others.

### DELAYED EXIT WITH LATCH RETRACTION

Only Detex combines quiet motorized latch retraction and delayed egress in a single easy solution. Your staff moves freely while secure areas stay secure – that's the Detex effect.

Call 800-729-3839  
[detex.com/delayedlatch](http://detex.com/delayedlatch)



**Electric Dogging (ED) - Available on all Devices** **Price Add \$686**

Standard Package Includes:

- On-board switching requires initial manual pushpad depression after electric activation
- Long-term dogging

**(NOTE: A 24V power supply or logic controller is required for ED but not included.)**

**(NOTE: Most applications with ED require a power switch. - See page 142)**

**Options**

FC3EC1 - Flex Conduit Kit (3') includes conduit, ramped endcap and fittings	Add \$225
FC10EC1 - Flex Conduit Kit (10') includes conduit, ramped endcap and fittings	Add \$245
FC3EC2 - Flex Conduit Kit (3') includes conduit, flush endcap and fittings	Add \$121
FC10EC2 - Flex Conduit Kit (10') includes conduit, flush endcap and fittings	Add \$174
EX - Request to Exit Switching (example ED EX)	Add \$240
LX - Latch Bolt Signaling Switch (example ED LX - Available on 10/40/60/70/80 Devices)	Add \$265
PT-5 - Power Transfer	Add \$195
EWH8-626 - Electric Hinge	Add \$467

**Accessories**

CS462 Keyswitch (For other keyswitch and push button options, see page 142)	Add \$236
PP-5152-2 24VAC transformer (Order Separately)	Add \$107
24V power supply for filtered, regulated power and simplified fire loop connections (Order Separately)	See Page 98

**Delayed Egress (EE) - Available on all Devices 36" or longer** **Price Add \$2,295**

Standard Package Includes:

- 15-second Delayed Egress - alarm switches monitor dead latch
- 15-second arming delay (AD) with extended bypass (alarm arms after door closes)
- 1-second nuisance delay
- Comes standard with 24V Filtered and Regulated Power Supply with simplified fire loop connections

**(NOTE: Detex Power Supply required and included with Standard EE package, can power devices for a pair of doors, specify 10 EE PS0 for second door)**

- Switches monitor pushpad, latch bolt and outside trim input
- Manual Key Arming standard or field-selectable 2-minute auto rearm
- Remote Alarm Relay output (std) Common, Normally Open or Normally Closed Relay contacts and Remote Reset
- Bypass Alarm Relay input (std.) Normally Open Relay Contacts
- Low-Battery Alert (std), field-selectable option to remove backup battery / disable low-battery alert
- Cylinder Dogging (CD) standard or Less Dogging (LD - NOTE: Fire Rated devices come LD only)
- Comes with one green LED, one red LED & 100 decibel alarm, field-selectable LED status indicator & self-adhesive, code-compliant door sign (ECL-395 English - 15 Second - Red)

For non-standard arming delay, non-standard nuisance delay, 2-minute alarm silence, non-extended bypass, set grant times and other non-standard options or features, contact factory.

**Options**

1 - 1 Second Arming	N/C
30 - 30-Second Delayed Egress (example EE 30)	N/C
FC3EC1 - Flex Conduit Kit (3') includes conduit, ramped endcap and fittings	Add \$225
FC10EC1 - Flex Conduit Kit (10') includes conduit, ramped endcap and fittings	Add \$245
FC3EC2 - Flex Conduit Kit (3') includes conduit, flush endcap and fittings	Add \$121
FC10EC2 - Flex Conduit Kit (10') includes conduit, flush endcap and fittings	Add \$174
KS - Keystop feature installed	Add \$9
LD - Less Dogging	N/C
LX - Latch Bolt Signaling Switch (example EE LX - Available on 10/40/60/70/80 Devices)	Add \$265
SA - Silent Arming	Add \$205
PT-5 - Power Transfer	Add \$195
EWH8-626 - Electric Hinge	Add \$467
L9 - Less Battery	Add \$8
SI - Status Indicator	Add \$8
L9xSI - Less Battery & Status Indicator	Add \$16
PS0 - Less Power Supply	Subtract \$225

ELECTRIFIED OPTIONS CONT'D ON PAGE 57



<b>Electric Lock/Unlock (EU) Lever Option - Available on 10/20/21/30 Devices</b>
See Advantex Trim Page 17 for complete information

<b>Electric Lock/Unlock (EU2W) Lever Option - Contact factory for use on medium and wide stile doors</b>
See Advantex Trim Page 21 for complete information

<b>Electric Lock/Unlock (EUV) Lever Option - Available on 70/80 Devices</b>
See Advantex Trim Page 31 for complete information

<b>Electric Switching (ES) - Available on 10/30/40 Devices</b>	<b>Price Add \$335</b>
<p>Standard Package Includes:</p> <ul style="list-style-type: none"> <li>- Switches to monitor dead latch and outside trim input</li> <li>- Hex Dogging (HD) standard or Less Dogging (LD - NOTE: Fire Rated devices come LD only)</li> </ul>	
<b>Options</b>	
FC3EC1 - Flex Conduit Kit (3') includes conduit, ramped endcap and fittings	Add \$225
FC10EC1 - Flex Conduit Kit (10') includes conduit, ramped endcap and fittings	Add \$245
FC3EC2 - Flex Conduit Kit (3') includes conduit, flush endcap and fittings	Add \$121
FC10EC2 - Flex Conduit Kit (10') includes conduit, flush endcap and fittings	Add \$174
CD - Cylinder Dogging	N/C
LD - Less Dogging	N/C
PT-5 - Power Transfer	Add \$195
EWH8-626 - Electric Hinge	Add \$467

<b>Electric Integration (EI) - Available on 10/30/40 Devices</b>	<b>Price Add \$392</b>
<p>Standard Package Includes:</p> <ul style="list-style-type: none"> <li>- Switches to monitor dead latch and outside trim input</li> <li>- Green and Red LED, cylinder arming and piezo horn (logic &amp; power supply separate)</li> <li>- Cylinder Dogging (CD) standard or Less Dogging (LD - NOTE: Fire Rated devices come LD only)</li> <li>- Code-compliant Signage (EA-561 English Red)</li> </ul> <p style="text-align: center;"><b>(NOTE: A Logic Controller is required for EI but not included in standard package)</b></p>	
<b>Options</b>	
FC3EC1 - Flex Conduit Kit (3') includes conduit, ramped endcap and fittings	Add \$225
FC10EC1 - Flex Conduit Kit (10') includes conduit, ramped endcap and fittings	Add \$245
FC3EC2 - Flex Conduit Kit (3') includes conduit, flush endcap and fittings	Add \$121
FC10EC2 - Flex Conduit Kit (10') includes conduit, flush endcap and fittings	Add \$174
KS - Keystop feature installed	Add \$9
LD - Less Dogging	N/C
PT-5 - Power Transfer	Add \$195
EWH8-626 - Electric Hinge	Add \$467
<b>Accessories</b>	
10-800 or 11-800 - Logic Controller for Electric Integration	See Page 98

**ELECTRIFIED OPTIONS CONT'D ON PAGE 58**

<b>Request to Exit Signaling (EX) - Available on all Devices</b>	<b>Price Add \$240</b>
<p>Standard Package Includes:</p> <ul style="list-style-type: none"> <li>- Request to Exit Signal Switch provides 3 wires for either normally open or normally closed signaling when pushpad is pressed</li> <li>- Hex Dogging (HD) standard or Less Dogging (LD - NOTE: Fire Rated devices come LD only)</li> </ul>	
<b>Options</b>	
FC3EC1 - Flex Conduit Kit (3') includes conduit, ramped endcap and fittings	Add \$225
FC10EC1 - Flex Conduit Kit (10') includes conduit, ramped endcap and fittings	Add \$245
FC3EC2 - Flex Conduit Kit (3') includes conduit, flush endcap and fittings	Add \$121
FC10EC2 - Flex Conduit Kit (10') includes conduit, flush endcap and fittings	Add \$174
CD - Cylinder Dogging	N/C
LD - Less Dogging	N/C
LX - Latch Bolt Signaling Switch (example EX LX - Available on 10/40/60/70/80 Devices)	Add \$265
PT-5 - Power Transfer	Add \$195
EWH8-626 - Electric Hinge	Add \$467

<b>Weatherized Request to Exit Signaling (EX W) - Available on 10/20/21/40/50/51/01/04 Devices</b>	<b>Price Add \$337</b>
<p>Standard Package Includes:</p> <ul style="list-style-type: none"> <li>- Weatherized Request to Exit Signal Switch provides 3 wires for either normally open or normally closed signaling when pushpad is pressed</li> <li>- Hex Dogging (HD) standard or Less Dogging (LD - NOTE: Fire Rated devices come LD only)</li> </ul>	
<b>Options</b>	
FC3EC1W - Weatherized Flex Conduit Kit (3') includes conduit, ramped endcap and fittings	Add \$233
FC10EC1W - Weatherized Flex Conduit Kit (10') includes conduit, ramped endcap and fittings	Add \$249
FC3EC2W - Weatherized Flex Conduit Kit (3') includes conduit, flush endcap and fittings	Add \$125
FC10EC2W - Weatherized Flex Conduit Kit (10') includes conduit, flush endcap and fittings	Add \$180
CD - Cylinder Dogging	N/C
LD - Less Dogging	N/C

<b>Latch Bolt Signaling (LX) - Available on 10/40/60/61/62/63/70/71/80/81/82/83 Devices</b>	<b>Price Add \$265</b>
<p>Standard Package Includes:</p> <ul style="list-style-type: none"> <li>- Switch monitors latch bolt</li> <li>- Hex Dogging (HD) standard or Less Dogging (LD - NOTE: Fire Rated devices come LD only)</li> </ul>	
<b>Options</b>	
FC3EC1 - Flex Conduit Kit (3') includes conduit, ramped endcap and fittings	Add \$225
FC10EC1 - Flex Conduit Kit (10') includes conduit, ramped endcap and fittings	Add \$245
FC3EC2 - Flex Conduit Kit (3') includes conduit, flush endcap and fittings	Add \$121
FC10EC2 - Flex Conduit Kit (10') includes conduit, flush endcap and fittings	Add \$174
CD - Cylinder Dogging	N/C
LD - Less Dogging	N/C
PT-5 - Power Transfer	Add \$195
EWH8-626 - Electric Hinge	Add \$467
<b>Accessories</b>	
MS-1039S/1059S - Magnetic Switch (Surface)	Add \$80
MS-1039F/1059F - Magnetic Switch (Flush)	Add \$46

ELECTRIFIED OPTIONS CONT'D ON PAGE 59

<b>Latch Bolt Signaling for High Current (LXV) - Available on 10/40/60/61/62/63/70/71/80/81/82/83 Devices</b>		<b>Price Add \$417</b>
Standard Package Includes:		
- 3-Amp switch monitors latch bolt		
- Hex Dogging (HD) standard or Less Dogging (LD - NOTE: Fire Rated devices come LD only)		
<b>Options</b>		
FC3EC1 - Flex Conduit Kit (3') includes conduit, ramped endcap and fittings		Add \$225
FC10EC1 - Flex Conduit Kit (10') includes conduit, ramped endcap and fittings		Add \$245
FC3EC2 - Flex Conduit Kit (3') includes conduit, flush endcap and fittings		Add \$121
FC10EC2 - Flex Conduit Kit (10') includes conduit, flush endcap and fittings		Add \$174
CD - Cylinder Dogging		N/C
LD - Less Dogging		N/C
PT-5 - Power Transfer		Add \$195
EWH8-626 - Electric Hinge		Add \$467
<b>Accessories</b>		
MS-1039S/1059S - Magnetic Switch (Surface)		Add \$80
MS-1039F/1059F - Magnetic Switch (Flush)		Add \$46

<b>Request to Exit Switching for High Current (EXV) - Available on All Devices</b>		<b>Price Add \$392</b>
Standard Package Includes:		
- 3-Amp Switch monitors pushpad		
- Hex Dogging (HD) standard or Less Dogging (LD - NOTE: Fire Rated devices come LD only)		
<b>Options</b>		
FC3EC1 - Flex Conduit Kit (3') includes conduit, ramped endcap and fittings		Add \$225
FC10EC1 - Flex Conduit Kit (10') includes conduit, ramped endcap and fittings		Add \$245
FC3EC2 - Flex Conduit Kit (3') includes conduit, flush endcap and fittings		Add \$121
FC10EC2 - Flex Conduit Kit (10') includes conduit, flush endcap and fittings		Add \$174
CD - Cylinder Dogging		N/C
LD - Less Dogging		N/C
LX - Latch Bolt Signaling Switch (example EXV LX - Available on 10/40/60/70/80 Devices)		Add \$265
2 - Includes 2 High-Current Switches (EXV2)		Add \$392
PT-5 - Power Transfer		Add \$195
EWH8-626 - Electric Hinge		Add \$467

<b>Weatherized Request to Exit Switching for High Current (EXV W) - Available on 10/20/21/40/50/51/01/04 Devices</b>		<b>Price Add \$502</b>
Standard Package Includes:		
- 3-Amp Weatherized switch monitors pushpad		
- Hex Dogging (HD) standard or Less Dogging (LD - NOTE: Fire Rated devices come LD only)		
<b>Options</b>		
FC3EC1W - Weatherized Flex Conduit Kit (3') includes conduit, ramped endcap and fittings		Add \$233
FC10EC1W - Weatherized Flex Conduit Kit (10') includes conduit, ramped endcap and fittings		Add \$249
FC3EC2W - Weatherized Flex Conduit Kit (3') includes conduit, flush endcap and fittings		Add \$125
FC10EC2W - Weatherized Flex Conduit Kit (10') includes conduit, flush endcap and fittings		Add \$180
CD - Cylinder Dogging		N/C
LD - Less Dogging		N/C



630  
Base  
Price

Model	EA	EB W	ED	ER EX	ER EX W	EE	EE ER	EI	ES	LX	EX	EX W	EX V	LX V	EX V W	
	\$532	\$830	\$686	\$1,414	\$2,261	\$2,295	\$3,232	\$392	\$335	\$265	\$240	\$337	\$392	\$417	\$502	
<b>10 Series Rim (device only)</b>	\$2,044	2,576	2,874	2,730	3,458	4,305	4,339	5,276	2,436	2,379	2,309	2,284	2,381	2,436	2,461	2,546
1001C (exit only, cover plate)	\$2,311	2,843	3,141	2,997	3,725	4,572	4,606	5,543	2,703	2,646	2,576	2,551	2,648	2,703	2,728	2,813
1001W (exit only, cover plate)	\$2,260	2,792	3,090	2,946	3,674	4,521	4,555	5,492	2,652	2,595	2,525	2,500	2,597	2,652	2,677	2,762
1002C (dummy pull)	\$2,451	2,983	3,281	3,137	3,865	4,712	4,746	5,683	2,843	2,786	2,716	2,691	2,788	2,843	2,868	2,953
1002Z (vandal pull)	\$2,890	3,422	3,720	3,576	4,304	5,151	5,185	6,122	3,282	3,225	3,155	3,130	3,227	3,282	3,307	3,392
1003C (key retracts latch pull)	\$2,466	2,998	3,296	3,152	3,880	4,727	4,761	5,698	2,858	2,801	2,731	2,706	2,803	2,858	2,883	2,968
1003Z (vandal pull)	\$2,890	3,422	3,720	3,576	4,304	5,151	5,185	6,122	3,282	3,225	3,155	3,130	3,227	3,282	3,307	3,392
1003W (key retracts latch)	\$2,260	2,792	3,090	2,946	3,674	4,521	4,555	5,492	2,652	2,595	2,525	2,500	2,597	2,652	2,677	2,762
1003WS (key retracts latch)	\$2,233	2,765	3,063	2,919	3,647	4,494	4,528	5,465	2,625	2,568	2,498	2,473	2,570	2,625	2,650	2,735
1001D (blank escutcheon)	\$2,635	3,167	3,465	3,321	4,049	4,896	4,930	5,867	3,027	2,970	2,900	2,875	2,972	3,027	3,052	3,137
1002D (dummy lever)	\$2,635	3,167	3,465	3,321	4,049	4,896	4,930	5,867	3,027	2,970	2,900	2,875	2,972	3,027	3,052	3,137
1008D (lever trim)	\$2,779	3,311	3,609	3,465	4,193	5,040	5,074	6,011	3,171	3,114	3,044	3,019	3,116	3,171	3,196	3,281
1009D (lever trim, locked when key removed)	\$2,779	3,311	3,609	3,465	4,193	5,040	5,074	6,011	3,171	3,114	3,044	3,019	3,116	3,171	3,196	3,281
1010D (lever trim, double cylinder)	\$3,033	3,565	3,863	3,719	4,447	5,294	5,328	6,265	3,425	3,368	3,298	3,273	3,370	3,425	3,450	3,535
1014D (lever trim, passage)	\$2,779	3,311	3,609	3,465	4,193	5,040	5,074	6,011	3,171	3,114	3,044	3,019	3,116	3,171	3,196	3,281
10EU (electric lock/unlock)	\$3,551	4,083	4,381	4,237	4,965	5,812	5,846	6,783	3,943	3,886	3,816	3,791	3,888	3,943	3,968	4,053

<b>20/21 Series Surface Vertical Rod (device only)</b>	\$3,022	3,554	3,852	3,708	4,436	5,283	5,317	6,254	N/A	N/A	N/A	3,262	3,359	3,414	N/A	3,524
2001C (exit only, cover plate)	\$3,289	3,821	4,119	3,975	4,703	5,550	5,584	6,521	N/A	N/A	N/A	3,529	3,626	3,681	N/A	3,791
2001W (exit only, cover plate)	\$3,238	3,770	4,068	3,924	4,652	5,499	5,533	6,470	N/A	N/A	N/A	3,478	3,575	3,630	N/A	3,740
2002C (dummy pull)	\$3,429	3,961	4,259	4,115	4,843	5,690	5,724	6,661	N/A	N/A	N/A	3,669	3,766	3,821	N/A	3,931
2002Z (vandal pull)	\$3,868	4,400	4,698	4,554	5,282	6,129	6,163	7,100	N/A	N/A	N/A	4,108	4,205	4,260	N/A	4,370
2003C (key retracts latch pull)	\$3,444	3,976	4,274	4,130	4,858	5,705	5,739	6,676	N/A	N/A	N/A	3,684	3,781	3,836	N/A	3,946
2003Z (vandal pull)	\$3,868	4,400	4,698	4,554	5,282	6,129	6,163	7,100	N/A	N/A	N/A	4,108	4,205	4,260	N/A	4,370
2003W (key retracts latch)	\$3,238	3,770	4,068	3,924	4,652	5,499	5,533	6,470	N/A	N/A	N/A	3,478	3,575	3,630	N/A	3,740
2003WS (key retracts latch)	\$3,211	3,743	4,041	3,897	4,625	5,472	5,506	6,443	N/A	N/A	N/A	3,451	3,548	3,603	N/A	3,713
2001D (blank escutcheon)	\$3,613	4,145	4,443	4,299	5,027	5,874	5,908	6,845	N/A	N/A	N/A	3,853	3,950	4,005	N/A	4,115
2002D (dummy lever)	\$3,613	4,145	4,443	4,299	5,027	5,874	5,908	6,845	N/A	N/A	N/A	3,853	3,950	4,005	N/A	4,115
2008D (lever trim)	\$3,757	4,289	4,587	4,443	5,171	6,018	6,052	6,989	N/A	N/A	N/A	3,997	4,094	4,149	N/A	4,259
2009D (lever trim, locked when key removed)	\$3,757	4,289	4,587	4,443	5,171	6,018	6,052	6,989	N/A	N/A	N/A	3,997	4,094	4,149	N/A	4,259
2014D (lever trim, passage)	\$3,757	4,289	4,587	4,443	5,171	6,018	6,052	6,989	N/A	N/A	N/A	3,997	4,094	4,149	N/A	4,259
20EU (electric lock/unlock)	\$4,529	5,061	5,359	5,215	5,943	6,790	6,824	7,761	N/A	N/A	N/A	4,769	4,866	4,921	N/A	5,031

<b>30 Series Mortise (device only)</b>	\$2,910	3,442	N/A	3,596	4,324	N/A	5,205	6,142	3,302	N/A	N/A	3,150	N/A	3,302	N/A	N/A
3001CM (exit only, cover plate)	\$3,177	3,709	N/A	3,863	4,591	N/A	5,472	6,409	3,569	N/A	N/A	3,417	N/A	3,569	N/A	N/A
3001WM (exit only, cover plate)	\$3,126	3,658	N/A	3,812	4,540	N/A	5,421	6,358	3,518	N/A	N/A	3,366	N/A	3,518	N/A	N/A
3002CM (dummy pull)	\$3,317	3,849	N/A	4,003	4,731	N/A	5,612	6,549	3,709	N/A	N/A	3,557	N/A	3,709	N/A	N/A
3003CM (key retracts latch pull)	\$3,332	3,864	N/A	4,018	4,746	N/A	5,627	6,564	3,724	N/A	N/A	3,572	N/A	3,724	N/A	N/A
3003WM (key retracts latch)	\$3,126	3,658	N/A	3,812	4,540	N/A	5,421	6,358	3,518	N/A	N/A	3,366	N/A	3,518	N/A	N/A
3001DM (blank escutcheon)	#REF!	#REF!	N/A	#REF!	#REF!	N/A	#REF!	#REF!	#REF!	N/A	N/A	#REF!	N/A	#REF!	N/A	N/A
3002DM (dummy lever)	\$3,501	4,033	N/A	4,187	4,915	N/A	5,796	6,733	3,893	N/A	N/A	3,741	N/A	3,893	N/A	N/A
3008DM (lever trim)	\$3,645	4,177	N/A	4,331	5,059	N/A	5,940	6,877	4,037	N/A	N/A	3,885	N/A	4,037	N/A	N/A
3009DM (lever trim, locked when key removed)	\$3,645	4,177	N/A	4,331	5,059	N/A	5,940	6,877	4,037	N/A	N/A	3,885	N/A	4,037	N/A	N/A
3010DM (lever trim, double cylinder)	\$3,949	4,481	N/A	4,635	5,363	N/A	6,244	7,181	4,341	N/A	N/A	4,189	N/A	4,341	N/A	N/A
3014DM (lever trim, passage)	\$3,645	4,177	N/A	4,331	5,059	N/A	5,940	6,877	4,037	N/A	N/A	3,885	N/A	4,037	N/A	N/A
30EUxDM (electric lock/unlock)	\$4,417	4,949	N/A	5,103	5,831	N/A	6,712	7,649	4,809	N/A	N/A	4,657	N/A	4,809	N/A	N/A

EASY PRICE REFERENCE CHART CONT'D ON PAGE 61

Model	630 Base Price	EA	EB W	ED	ER EX	ER EX W	EE	EE ER	EI	ES	LX	EX	EX W	EXV	LXV	EXV W
		\$532	\$830	\$686	\$1,414	\$2,261	\$2,295	\$3,232	\$392	\$335	\$265	\$240	\$337	\$392	\$417	\$502
<b>40 Series Narrow Rim (device only)</b>	\$2,222	2,754	3,052	2,908	3,636	4,483	4,517	5,454	2,614	2,557	2,487	2,462	2,559	2,614	2,639	2,724
4001CN (exit only, cover plate)	\$2,482	3,014	3,312	3,168	3,896	4,743	4,777	5,714	2,874	2,817	2,747	2,722	2,819	2,874	2,899	2,984
4002CN (dummy pull)	\$2,618	3,150	3,448	3,304	4,032	4,879	4,913	5,850	3,010	2,953	2,883	2,858	2,955	3,010	3,035	3,120
4003CN (key retracts latch pull)	\$2,632	3,164	3,462	3,318	4,046	4,893	4,927	5,864	3,024	2,967	2,897	2,872	2,969	3,024	3,049	3,134
4003WS (key retracts latch)	\$2,411	2,943	3,241	3,097	3,825	4,672	4,706	5,643	2,803	2,746	2,676	2,651	2,748	2,803	2,828	2,913
4001DN (blank escutcheon)	\$2,768	3,300	3,598	3,454	4,182	5,029	5,063	6,000	3,160	3,103	3,033	3,008	3,105	3,160	3,185	3,270
4002DN (dummy trim)	\$2,768	3,300	3,598	3,454	4,182	5,029	5,063	6,000	3,160	3,103	3,033	3,008	3,105	3,160	3,185	3,270
4008DN (lever trim)	\$2,871	3,403	3,701	3,557	4,285	5,132	5,166	6,103	3,263	3,206	3,136	3,111	3,208	3,263	3,288	3,373
4009DN (lever trim, locked when key removed)	\$2,871	3,403	3,701	3,557	4,285	5,132	5,166	6,103	3,263	3,206	3,136	3,111	3,208	3,263	3,288	3,373
4014DN (lever trim, passage)	\$2,871	3,403	3,701	3,557	4,285	5,132	5,166	6,103	3,263	3,206	3,136	3,111	3,208	3,263	3,288	3,373
40EU2W (electric lock/unlock)	\$3,563	4,095	4,393	4,249	4,977	5,824	5,858	6,795	3,955	3,898	3,828	3,803	3,900	3,955	3,980	4,065

<b>50/51 Series Narrow Surface Vertical Rod (device only)</b>	\$3,537	4,069	4,367	4,223	4,951	5,798	5,832	6,769	N/A	N/A	N/A	3,777	3,874	3,929	N/A	4,039
5001CN (exit only, cover plate)	\$3,797	4,329	4,627	4,483	5,211	6,058	6,092	7,029	N/A	N/A	N/A	4,037	4,134	4,189	N/A	4,299
5002CN (dummy pull)	\$3,933	4,465	4,763	4,619	5,347	6,194	6,228	7,165	N/A	N/A	N/A	4,173	4,270	4,325	N/A	4,435
5003CN (key retracts latch pull)	\$3,947	4,479	4,777	4,633	5,361	6,208	6,242	7,179	N/A	N/A	N/A	4,187	4,284	4,339	N/A	4,449
5003WS (key retracts latch)	\$3,726	4,258	4,556	4,412	5,140	5,987	6,021	6,958	N/A	N/A	N/A	3,966	4,063	4,118	N/A	4,228
5001DN (blank escutcheon)	\$4,083	4,615	4,913	4,769	5,497	6,344	6,378	7,315	N/A	N/A	N/A	4,323	4,420	4,475	N/A	4,585
5002DN (dummy lever)	\$4,083	4,615	4,913	4,769	5,497	6,344	6,378	7,315	N/A	N/A	N/A	4,323	4,420	4,475	N/A	4,585
5008DN (lever trim)	\$4,186	4,718	5,016	4,872	5,600	6,447	6,481	7,418	N/A	N/A	N/A	4,426	4,523	4,578	N/A	4,688
5009DN (lever trim, locked when key removed)	\$4,186	4,718	5,016	4,872	5,600	6,447	6,481	7,418	N/A	N/A	N/A	4,426	4,523	4,578	N/A	4,688
5014DN (lever trim, passage)	\$4,186	4,718	5,016	4,872	5,600	6,447	6,481	7,418	N/A	N/A	N/A	4,426	4,523	4,578	N/A	4,688
50EU2W (electric lock/unlock)	\$4,878	5,410	5,708	5,564	6,292	7,139	7,173	8,110	N/A	N/A	N/A	5,118	5,215	5,270	N/A	5,380

<b>60/61 Series Narrow Concealed Vertical Rod for Aluminum Doors (device only)</b>	\$3,532	4,064	N/A	4,218	4,946	N/A	5,827	6,764	N/A	N/A	3,797	3,772	N/A	3,924	N/A	N/A
<b>62/63 Series Narrow Concealed Vertical Rod for Hollow Metal Doors (device only)</b>	\$3,532	4,064	N/A	4,218	4,946	N/A	5,827	6,764	N/A	N/A	3,797	3,772	N/A	3,924	N/A	N/A
6001CNV (exit only, cover plate)	\$3,792	4,324	N/A	4,478	5,206	N/A	6,087	7,024	N/A	N/A	4,057	4,032	N/A	4,184	N/A	N/A
6002CNV (dummy pull)	\$3,881	4,413	N/A	4,567	5,295	N/A	6,176	7,113	N/A	N/A	4,146	4,121	N/A	4,273	N/A	N/A
6002WP (dummy pull)	\$3,822	4,354	N/A	4,508	5,236	N/A	6,117	7,054	N/A	N/A	4,087	4,062	N/A	4,214	N/A	N/A
6003R (key retracts latch)	\$3,979	4,511	N/A	4,665	5,393	N/A	6,274	7,211	N/A	N/A	4,244	4,219	N/A	4,371	N/A	N/A
6003CNV (key retracts latch pull)	\$4,026	4,558	N/A	4,712	5,440	N/A	6,321	7,258	N/A	N/A	4,291	4,266	N/A	4,418	N/A	N/A
6001DNV (blank escutcheon)	\$4,198	4,730	N/A	4,884	5,612	N/A	6,493	7,430	N/A	N/A	4,463	4,438	N/A	4,590	N/A	N/A
6002DNV (dummy lever)	\$4,198	4,730	N/A	4,884	5,612	N/A	6,493	7,430	N/A	N/A	4,463	4,438	N/A	4,590	N/A	N/A
6008DNV (lever trim)	\$4,309	4,841	N/A	4,995	5,723	N/A	6,604	7,541	N/A	N/A	4,574	4,549	N/A	4,701	N/A	N/A
6009DNV (lever trim, locked when key removed)	\$4,309	4,841	N/A	4,995	5,723	N/A	6,604	7,541	N/A	N/A	4,574	4,549	N/A	4,701	N/A	N/A
6014DNV (lever trim, passage)	\$4,309	4,841	N/A	4,995	5,723	N/A	6,604	7,541	N/A	N/A	4,574	4,549	N/A	4,701	N/A	N/A

EASY PRICE REFERENCE CHART CONT'D ON PAGE 62

Model	630 Base Price	EA	EB W	ED	ER EX	ER EX W	EE	EE ER	EI	ES	LX	EX	EX W	EX V	LX V	EX V W
		\$532	\$830	\$686	\$1,414	\$2,261	\$2,295	\$3,232	\$392	\$335	\$265	\$240	\$337	\$392	\$417	\$502
<b>70/71 Series Concealed Vertical Rod for Wood Doors (device only)</b>	\$3,438	3,970	N/A	4,124	3,438	N/A	5,733	6,670	N/A	N/A	3,703	3,678	N/A	3,830	N/A	N/A
7001CV (exit only, cover plate)	\$3,697	4,229	N/A	4,383	3,697	N/A	5,992	6,929	N/A	N/A	3,962	3,937	N/A	4,089	N/A	N/A
7002CV (dummy pull)	\$3,787	4,319	N/A	4,473	3,787	N/A	6,082	7,019	N/A	N/A	4,052	4,027	N/A	4,179	N/A	N/A
7002WP (dummy pull)	\$3,729	4,261	N/A	4,415	3,729	N/A	6,024	6,961	N/A	N/A	3,994	3,969	N/A	4,121	N/A	N/A
7003CV (key retracts latch pull)	\$3,891	4,423	N/A	4,577	3,891	N/A	6,186	7,123	N/A	N/A	4,156	4,131	N/A	4,283	N/A	N/A
7003WSV (key retracts latch)	\$3,774	4,306	N/A	4,460	3,774	N/A	6,069	7,006	N/A	N/A	4,039	4,014	N/A	4,166	N/A	N/A
7001DV (blank escutcheon)	\$4,077	4,609	N/A	4,763	4,077	N/A	6,372	7,309	N/A	N/A	4,342	4,317	N/A	4,469	N/A	N/A
7002DV (dummy lever)	\$4,077	4,609	N/A	4,763	4,077	N/A	6,372	7,309	N/A	N/A	4,342	4,317	N/A	4,469	N/A	N/A
7008DV (lever trim)	\$4,159	4,691	N/A	4,845	4,159	N/A	6,454	7,391	N/A	N/A	4,424	4,399	N/A	4,551	N/A	N/A
7009DV (lever trim, locked when ke	\$4,159	4,691	N/A	4,845	4,159	N/A	6,454	7,391	N/A	N/A	4,424	4,399	N/A	4,551	N/A	N/A
7014DV (lever trim, passage)	\$4,159	4,691	N/A	4,845	4,159	N/A	6,454	7,391	N/A	N/A	4,424	4,399	N/A	4,551	N/A	N/A
70EUV (electric lock/unlock)	\$4,983	5,515	N/A	5,669	5,669	N/A	7,278	8,215	N/A	N/A	5,248	5,223	N/A	5,375	N/A	N/A

<b>80/81 Series Concealed Vertical Rod for Hollow Metal Doors (device only)</b>	\$3,438	3,970	N/A	4,124	4,852	N/A	5,733	6,670	N/A	N/A	3,703	3,678	N/A	3,830	N/A	N/A
<b>82/83 Series Concealed Vertical Rod for Aluminum Doors (device only)</b>	\$3,438	3,970	N/A	4,124	4,852	N/A	5,733	6,670	N/A	N/A	3,703	3,678	N/A	3,830	N/A	N/A
8001CV (exit only, cover plate)	\$3,697	4,229	N/A	4,383	5,111	N/A	5,992	6,929	N/A	N/A	3,962	3,937	N/A	4,089	N/A	N/A
8002CV (dummy pull)	\$3,787	4,319	N/A	4,473	5,201	N/A	6,082	7,019	N/A	N/A	4,052	4,027	N/A	4,179	N/A	N/A
8002WP (dummy pull)	\$3,729	4,261	N/A	4,415	5,143	N/A	6,024	6,961	N/A	N/A	3,994	3,969	N/A	4,121	N/A	N/A
8003CV (key retracts latch pull)	\$3,891	4,423	N/A	4,577	5,305	N/A	6,186	7,123	N/A	N/A	4,156	4,131	N/A	4,283	N/A	N/A
8003WSV (key retracts latch)	\$3,774	4,306	N/A	4,460	5,188	N/A	6,069	7,006	N/A	N/A	4,039	4,014	N/A	4,166	N/A	N/A
8001DV (blank escutcheon)	\$4,077	4,609	N/A	4,763	5,491	N/A	6,372	7,309	N/A	N/A	4,342	4,317	N/A	4,469	N/A	N/A
8002DV (dummy lever)	\$4,077	4,609	N/A	4,763	5,491	N/A	6,372	7,309	N/A	N/A	4,342	4,317	N/A	4,469	N/A	N/A
8008DV (lever trim)	\$4,159	4,691	N/A	4,845	5,573	N/A	6,454	7,391	N/A	N/A	4,424	4,399	N/A	4,551	N/A	N/A
8009DV (lever trim, locked when ke	\$4,159	4,691	N/A	4,845	5,573	N/A	6,454	7,391	N/A	N/A	4,424	4,399	N/A	4,551	N/A	N/A
8014DV (lever trim, passage)	\$4,159	4,691	N/A	4,845	5,573	N/A	6,454	7,391	N/A	N/A	4,424	4,399	N/A	4,551	N/A	N/A
80EUV (electric lock/unlock)	\$4,983	5,515	N/A	5,669	6,397	N/A	7,278	8,215	N/A	N/A	5,248	5,223	N/A	5,375	N/A	N/A

<b>00 Series Dummy Exit Device</b>																
0000 (wide stile rail)	\$1,037	N/A	N/A	N/A	N/A	N/A	N/A	N/A	N/A	N/A	N/A	N/A	N/A	N/A	N/A	N/A
0500xEC2 (narrow stile rail)	\$1,238	N/A	N/A	N/A	N/A	N/A	N/A	N/A	N/A	N/A	N/A	N/A	N/A	N/A	N/A	N/A
01 (wide stile, active pushpad)	\$1,165	N/A	N/A	N/A	N/A	N/A	N/A	N/A	N/A	N/A	N/A	1,405	1,502	1,557	N/A	1,667
04 (narrow stile, active pushpad)	\$1,317	N/A	N/A	N/A	N/A	N/A	N/A	N/A	N/A	N/A	N/A	1,557	1,654	1,709	N/A	1,819
0101C	\$1,432	N/A	N/A	N/A	N/A	N/A	N/A	N/A	N/A	N/A	N/A	1,672	1,769	1,824	N/A	1,934
0101W	\$1,381	N/A	N/A	N/A	N/A	N/A	N/A	N/A	N/A	N/A	N/A	1,621	1,718	1,773	N/A	1,883
0102C	\$1,572	N/A	N/A	N/A	N/A	N/A	N/A	N/A	N/A	N/A	N/A	1,812	1,909	1,964	N/A	2,074
0102D	\$1,756	N/A	N/A	N/A	N/A	N/A	N/A	N/A	N/A	N/A	N/A	1,996	2,093	2,148	N/A	2,258
0401CN	\$1,577	N/A	N/A	N/A	N/A	N/A	N/A	N/A	N/A	N/A	N/A	1,817	1,914	1,969	N/A	2,079
0402CN	\$1,713	N/A	N/A	N/A	N/A	N/A	N/A	N/A	N/A	N/A	N/A	1,953	2,050	2,105	N/A	2,215
0402DN	\$1,863	N/A	N/A	N/A	N/A	N/A	N/A	N/A	N/A	N/A	N/A	2,103	2,200	2,255	N/A	2,365

## NOTES

<b>SIF-EA - Electric Slide-In Filler Kit</b>		<b>Finishes:</b>	<b>628, 630, 693, 695</b>	<b>606, 612</b>	<b>605, 611, 613, 629</b>
SIF-EA	Exit Alarm 9VDC/12VAC with remote signal and remote bypass	36" Device 48" Device	\$533 \$533	\$602 \$602	\$635 \$635
Kit Includes: Endcap Bracket with Battery Clip, 9V Battery, Warning Sign (ECL-561)					
<b>NOTE: YOU MUST SPECIFY THE DEVICE SERIES, DOGGING, STILE, STRIKE, SIZE, ENDCAP AND FINISH WHEN ORDERING.</b>					
<b>Options</b>					
KS	Keystop Kit				\$9
<b>SIF-EB-W - Weatherized Battery Powered Exit Alarm Slide-In Filler Kit</b>		<b>Finishes:</b>	<b>630</b>	<b>606, 612</b>	<b>605, 611, 613, 629</b>
SIF-EB-W	Weatherized Battery Powered Exit Alarm with remote signal and remote bypass	36" Device 48" Device	\$831 \$831	\$940 \$940	\$999 \$999
Kit Includes: Endcap Bracket with Battery Clip, 9V Battery, Warning Sign (ECL-561)					
<b>NOTE: YOU MUST SPECIFY THE DEVICE SERIES, DOGGING, STILE, STRIKE, SIZE, ENDCAP AND FINISH WHEN ORDERING.</b>					
<b>Options</b>					
KS	Keystop Kit				\$9
<b>SIF-HD-CD-LD Slide-In Filler Kits</b>		<b>Finishes:</b>	<b>628, 630, 693, 695</b>	<b>606, 612</b>	<b>605, 611, 613, 629</b>
SIF-LD-36	Less Dogging Slide-In Filler	36" Device	\$168	\$248	\$278
SIF-LD-48	Less Dogging Slide-In Filler	48" Device	\$168	\$248	\$278
SIF-HD-36	Hex Key Dogging Slide-In Filler	36" Device	\$200	\$278	\$334
SIF-HD-48	Hex Key Dogging Slide-In Filler	48" Device	\$200	\$278	\$334
SIF-CD-36	Cylinder Dogging Slide-In Filler	36" Device	\$200	\$278	\$334
SIF-CD-48	Cylinder Dogging Slide-In Filler	48" Device	\$200	\$278	\$334
<b>NOTE: YOU MUST SPECIFY THE DEVICE SERIES, DOGGING, STILE, STRIKE, SIZE, ENDCAP (EC1/EC2) AND FINISH WHEN ORDERING.</b>					
<b>Strikes</b>		<b>Finishes:</b>	<b>628, 630, 693, 695</b>	<b>606, 612</b>	<b>605, 611, 613, 629</b>
90	Non-Handed Curved Lip Strike (for 30 Series Devices)		\$47	\$70	\$193
91	ANSI Flat Lip Strike (for 30 Series Devices)		\$47	\$70	\$193
92	Double Door Short Open Back Strike (for 30 Series Devices)		\$134	\$193	\$193
93	Double Door Long Open Back Strike (for 30 Series Devices)		\$134	\$193	\$193
94	Double Door Strike Kit with Tamper-Resistant and Standard Fasteners (No security driver required)				\$81
95T	Top Strike (for 60/61/62/63/70/71/80/81/82/83 Series Devices)				\$101
95B	Bottom Strike (for 60/62/70/80/82 Series Devices)				\$41
96 Top	Surface Non-Roller Strike (for 50/51 Series Devices)				\$41
96B Bottom	Dustproof Strike (for 50 Series Devices)				\$59
97 Top	Surface Non-Roller Strike (for 20/21 Series Devices)				\$41
97 Bottom	Dustproof Strike (for 20 Series Devices)				\$59
98	Semi-Mortise Strike (for 10/40 Series Devices)				\$59
99	Surface Non-Roller Strike (for 10/40 Series Devices)				\$49
SHK1	Strike Hook Kit (1 per package)				\$24

PARTS/ACCESSORIES CONT'D ON PAGE 65

Hex Dogging Key		Price	
HDK	Hex Dogging Key	\$9	
Surface Vertical Rod Conversion Kit		Finishes:	
		630, 693, 695      606, 612      605, 611, 613, 629	
SVRK-8-X	Converts 7-foot rods to 8-foot rods	\$214      \$374      \$467	
SVRK-10-X	Converts 7-foot rods to 10-foot rods	\$509      \$508      \$534	
Sex Nuts - Security Screws - Security Bits		Price	
SN1	Sex Nut Kit - 1/4"-20 (2 per package)* - Specify Finishes: 606, 613, 630	\$24	
SSK1	Torx® Security Screw Kit for Rim Exit Device, Stainless Steel only, incl. Torx® bits	\$53	
SSK2	Torx® Security Screw Kit for SVR Exit Device, Stainless Steel only, incl. Torx® bits	\$66	
TT10	Torx® driver tip for 6-32 undercut FH screws	\$13	
TT15	Torx® driver tip for 6-32 FH screws	\$13	
TT25	Torx® driver tip for 10-32 FH screws	\$13	
TT27	Torx® driver tip for 1/4" and #14 screws	\$13	
* Devices may require more than 1 Kit - For more information refer to Advantex device page in price list			
Glass Bead Kits			
GB1	Glass Bead Kit - 10 Series/70 Series/80 Series	\$93	
GB2	Glass Bead Kit - 40 Series/60 Series w/ EC2 endcap	\$93	
GB3	Glass Bead Kit - 20 Series      7-foot height	\$414	
GB4	Glass Bead Kit - 21 Series      7-foot height	\$226	
GB5	Glass Bead Kit - 50 Series      7-foot height	\$414	
GB6	Glass Bead Kit - 51 Series      7-foot height	\$226	
GB7	Glass Bead Kit - 20 Series      8-foot height	\$493	
GB8	Glass Bead Kit - 21 Series      8-foot height	\$359	
GB9	Glass Bead Kit - 50 Series      8-foot height	\$493	
GB10	Glass Bead Kit - 51 Series      8-foot height	\$359	
GB11	Glass Bead Kit - 20 Series      10-foot height	\$519	
GB12	Glass Bead Kit - 21 Series      10-foot height	\$386	
GB13	Glass Bead Kit - 50 Series      10-foot height	\$552	
GB14	Glass Bead Kit - 51 Series      10-foot height	\$386	
GB16	Glass Bead Kit - 30 Series	\$93	
Cylinders		(NOT Factory Installed in device)	(Factory Installed in device)
MC65	Mortise Cylinder, Schlage "C" Keyway, 1-1/8" 6-pin, Keyed 5-pin - Specify Finish	\$42	\$84
IC7	7-pin SFIC Mortise Cylinder Housing (Core not included)	\$42	\$84
IC7R	7-pin SFIC Rim Cylinder Housing (Core not included)	\$42	\$84
RC65	Rim Cylinder, Schlage "C" Keyway, 6-pin, Keyed 5-pin (Also known as ECL-445K) - Specify Finish	\$42	\$84
Cylinder Collars and Accessories		Finishes:	606, 612, 605, 613, 629, 626, 630      693, 695
CCL	Cylinder Collar, Long 11/16" - Specify Finish	\$45	\$59
CCS	Cylinder Collar, Short 7/16" - Specify Finish	\$41	\$61
CBK	Cylinder Bracket Kit (for rim cylinder used with other manufacturers' trim)		(no finish) \$39
CAK	Cylinder Anchor Kit (for use with 60 Series Concealed Vertical Rods)		(no finish) \$55
Shaft Extension Kits			
SE-2	Shaft Extension Kit for Lever Trims for 2 - 2-1/2" thick door		\$76
SE-25	Shaft Extension Kit for Lever Trims for 2-1/8 - 2-3/4" thick door		\$76
SE-3	Shaft Extension Kit for Lever Trims for 2-5/8 - 3-1/4" thick door		\$120
SE-35	Shaft Extension Kit for Lever Trims for 3-1/8 - 3-3/4" thick door		\$120
SE-4	Shaft Extension Kit for Lever Trims for 3-5/8 - 4-1/4" thick door		\$120
SE-65	Shaft Extension Kit for Lever Trims for 6 - 6-5/8" thick door		\$120
Throughbolt Mounting Plates			
TMP1	Throughbolt Mounting Plate (Top only SVR Kit)		\$48
TMP2	Throughbolt Mounting Plate (Top and bottom SVR Kit)		\$68

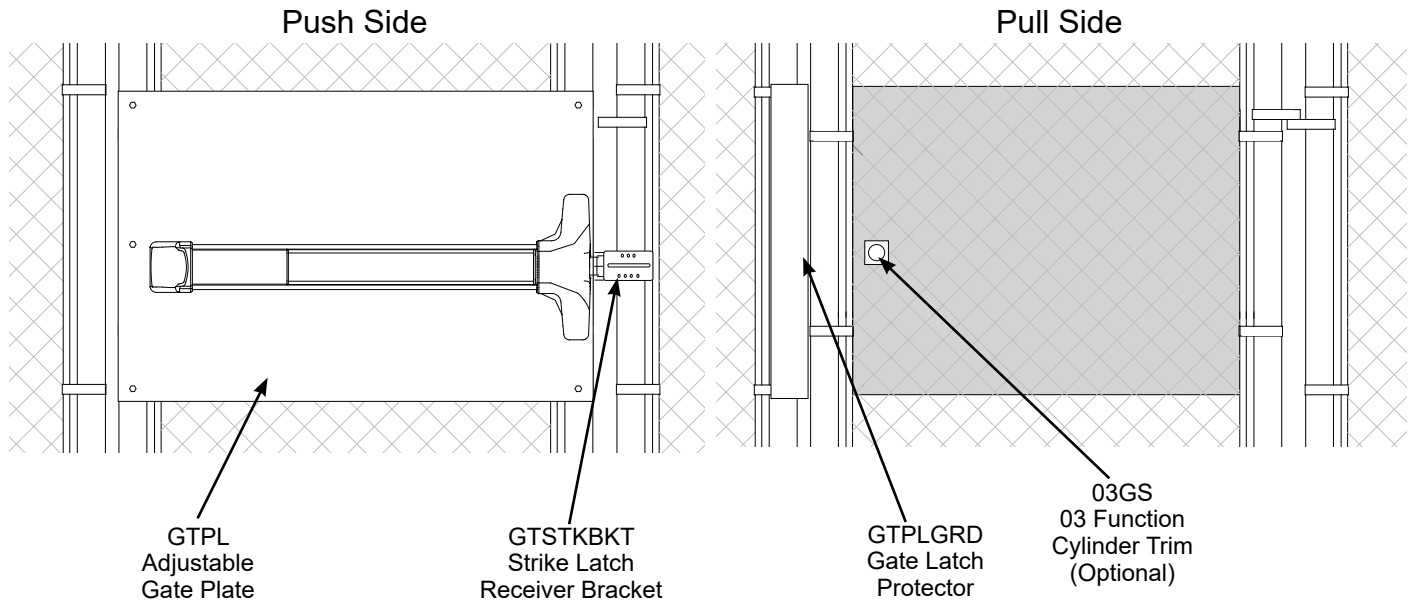
Flex Conduit Kits, Armored Loops and Power Transfers		Price
FC3EC1-630	Flex Conduit Kit (3') includes conduit, ramped endcap and fittings	\$225
FC10EC1-630	Flex Conduit Kit (10') includes conduit, ramped endcap and fittings (Specify finish - 605, 606, 611, 612, 613, 629, 630, 693 or 695)	\$245
FC3EC2-630	Flex Conduit Kit (3') includes conduit, flush endcap and fittings	\$121
FC10EC2-630	Flex Conduit Kit (10') includes conduit, flush endcap and fittings (Specify finish - 605, 606, 611, 612, 613, 629, 630, 693 or 695)	\$174
FC3EC1W-630	Weatherized Flex Conduit Kit (3') includes conduit, ramped endcap and fittings	\$233
FC10EC1W-630	Weatherized Flex Conduit Kit (10') includes conduit, ramped endcap and fittings (Specify finish - 605, 606, 611, 612, 613, 629, 630, 693 or 695)	\$249
FC3EC2W-630	Weatherized Flex Conduit Kit (3') includes conduit, flush endcap and fittings	\$125
FC10EC2W-630	Weatherized Flex Conduit Kit (10') includes conduit, flush endcap and fittings (Specify finish - 605, 606, 611, 612, 613, 629, 630, 693 or 695)	\$180
AL18	Surface Mount Armor Loop - 18" (Aluminum Finish)	\$99
JB-R	Junction Box with Relay	\$439
PT-5	Power Transfer	\$195
EWH8-626	Electric Hinge	\$467
<b>Endcaps</b>		
EC1	Ramped Endcap Heavy Duty (Specify Finish) 630 Finish	\$101
	All other Finishes (605, 606, 611, 612, 613, 629, 693 or 695)	\$200
EC2	Flush Endcap (Specify finish) 630 Finish	\$94
	All other Finishes (605, 606, 611, 612, 613, 629, 693 or 695)	\$146
EC2FC	Flush Endcap with Flex Conduit Fitting (Specify finish - 605, 606, 611, 612, 613, 629, 630, 693 or 695)	\$128
<b>Delayed Egress Peel &amp; Stick Door Signage Chart</b>		
PUSH UNTIL ALARM SOUNDS - DOOR CAN BE OPENED IN XX SECONDS		PUSH UNTIL ALARM SOUNDS DOOR CAN BE OPENED IN 15 SECONDS
ECL-395	English - 15 Second - Red (Standard)	\$19
ECL-395-1	English - 30 Second - Red	\$19
ECL-395-2	French/Canadian - 15 Second - Red	\$19
ECL-395-3	French/Canadian - 30 Second - Red	\$19
ECL-395-4	Spanish - 15 Second - Red	\$19
ECL-395-5	Spanish - 30 Second - Red	\$19
ECL-395-6	French - 15 Second - Green	\$19
ECL-395-7	French - 30 Second - Green	\$19
ECL-395-8	German - 15 Second - Green	\$19
ECL-395-9	German - 30 Second - Green	\$19
ECL-395-10	Chinese - 15 Second - Red	\$19
ECL-395-11	Chinese - 30 Second - Red	\$19
ECL-395-12	English European - 15 Second - Green	\$19
ECL-395-13	English European - 30 Second - Green	\$19
<b>Peel &amp; Stick Door Sign</b>		
PUSH TO OPEN - ALARM WILL SOUND		PUSH TO OPEN ALARM WILL SOUND
101802-1	English - Green	\$21
101802-2	French - Green	\$21
101802-3	German - Green	\$21
101802-4	Chinese - Red	\$21
101802-5	Spanish - Red	\$21
101802-6	French/Canadian - Red	\$21
<b>Delayed Egress Outdoor Signage Chart</b>		
PUSH UNTIL ALARM SOUNDS - DOOR CAN BE OPENED IN 15/30 SECONDS		PUSH UNTIL ALARM SOUNDS DOOR CAN BE OPENED IN 15 SECONDS
101906	English - 15 Second (Metal Sign - Non-Adhesive)	\$108
101906-1	English - 30 Second (Metal Sign - Non-Adhesive)	\$108

PARTS/ACCESSORIES CONT'D ON PAGE 67

MODEL NO.	DESCRIPTION	PRICE
GTPLKIT	Gate Plate Kit - Includes Gate Latch Protector (GTPLGRD), Strike Latch Receiver Bracket (GTSTKBKT), Adjustable Gate Plate (GTPL)	\$1,057

MODEL NO.	DESCRIPTION	PRICE
GTPL	Adjustable Gate Plate - Fits Single Gates 32" - 52" wide Fits square or round gate frames Plate comes without mounting holes for device	\$764
GTSTKBKT	Strike Latch Receiver Bracket	\$306
GTPLGRD	Gate Latch Protector	\$161
03GS	Optional 03 function cylinder trim used on gates (Rim Cylinder sold separately)	\$155
08GS	Spacer for Wide Lever Trim	\$166
08GSN	Spacer for Narrow Lever Trim	\$166

All above parts available in black (specify -BLK - ex. GTPL-BLK) and gray (std.) finish  
For rim applications (further fabrication to opening required for SVR applications)



**EXIT DEVICE SOLD SEPARATELY**

For more information, see Advantex weatherized exit devices