

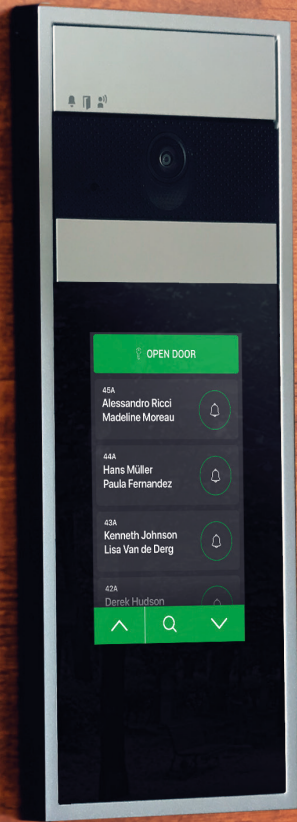
COMELIT
WITH • YOU • ALWAYS

ultra





5



OPEN DOOR

42A
Alessandro Ricci
Madeline Moreau

44A
Hans Müller
Paula Fernandez

43A
Kenneth Johnson
Lisa Van de Derg

42A
Derek Hudson

^ Q v

Ultra is... simply brilliant!

Ultra is one of the products that best expresses Comelit's attitude, encompassing constant research, pushing beyond our own limits and striving for constant improvement. It is the ultimate expression of our commitment, as a company, to go one step further. Beyond the obvious, beyond what we have achieved so far, beyond our imagination. Ultra is today's entrance panel of the future. Created to fully adapt to the requirements of anyone who chooses it, Ultra is the essence of security, elegance, innovation and reliability, designed and produced with the aim of making the user's life easier. Don't call it an entrance panel: Ultra is a new step forward in the evolution of Comelit and goes beyond everything we have seen up to this point.

Edoardo Barzasi
CEO Comelit Group S.p.A.

A handwritten signature in black ink, appearing to read 'Edoardo Barzasi', with a long, sweeping horizontal stroke extending to the right.



Comelit.

**A GROUP OF 800 PEOPLE
DRIVEN BY THE SAME SPIRIT.**

ITALY

FRANCE

SPAIN

GERMANY

SINGAPORE

HONG KONG

INDONESIA

VIETNAM

UNITED KINGDOM

IRELAND

NETHERLANDS

BELGIUM

USA

UAE

Since 1956, we have been making history in the door-entry phone and door entry monitor sector and have actively contributed to its **ongoing** development. Over the years, the experience gained in this specific sector when it comes to meeting installation **requirements**, such as simplicity, reliability and multiple functions, has allowed us to grow and make a name for ourselves as an **international benchmark company**.

D E S I G N
M I L A N O



ISO 140001
CERTIFIED
COMPANY

ISO 14001



Our **values** and our business **vision** are the foundation upon which we have developed a well-run, well-structured global organisation, with **10 branch offices**, **6 Research and Development centres**, more than **800 employees** and a commercial presence in **over 90 countries**.

In addition to video door entry systems, we design and build anti-intrusion, video surveillance, home automation, fire protection and access control systems, which makes us a single partner specialising in protecting people and their environment.

With You. Always.

OUR PROMISE, OUR COMMITMENT.

**All-
encompassing
product
solutions.**

**Constant R&D
investments.**

**Full sales
and technical
support.**

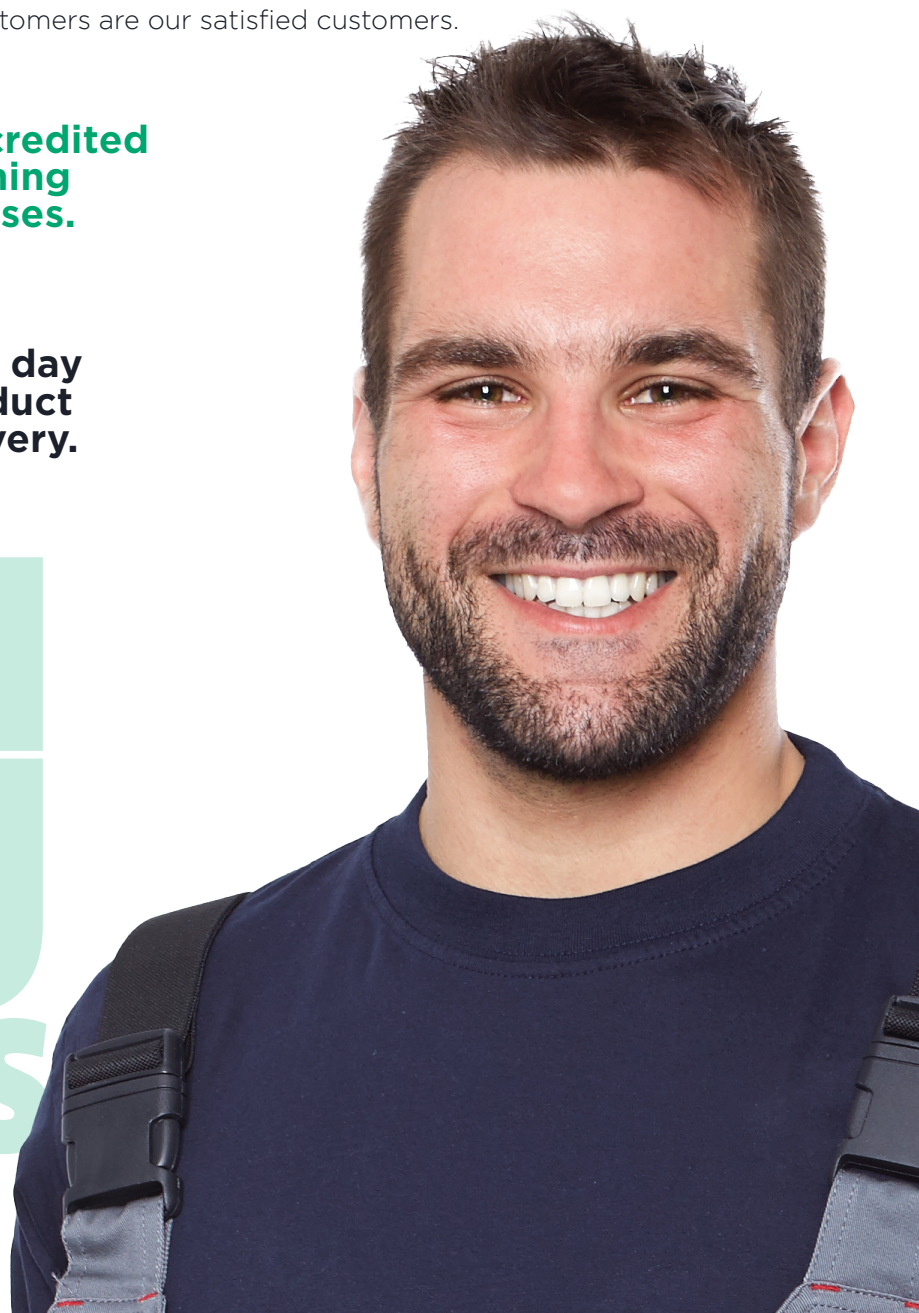
**Bespoke
technical
training courses.**

**CPD accredited
training
courses.**

**Next day
product
delivery.**

Being close to those who choose Comelit for their customers is our daily commitment. Our commitment is demonstrated by the fact that we are constantly researching and developing new, easy-to-install, high-performance solutions and offering daily advice and assistance on the phone and on site, as well as extremely reliable products and systems of the highest quality, supporting you step by step in your work. With You. Always. Because your success is our success and your satisfied customers are our satisfied customers.

**WITH
YOU
ALWAYS**





MyComelit.

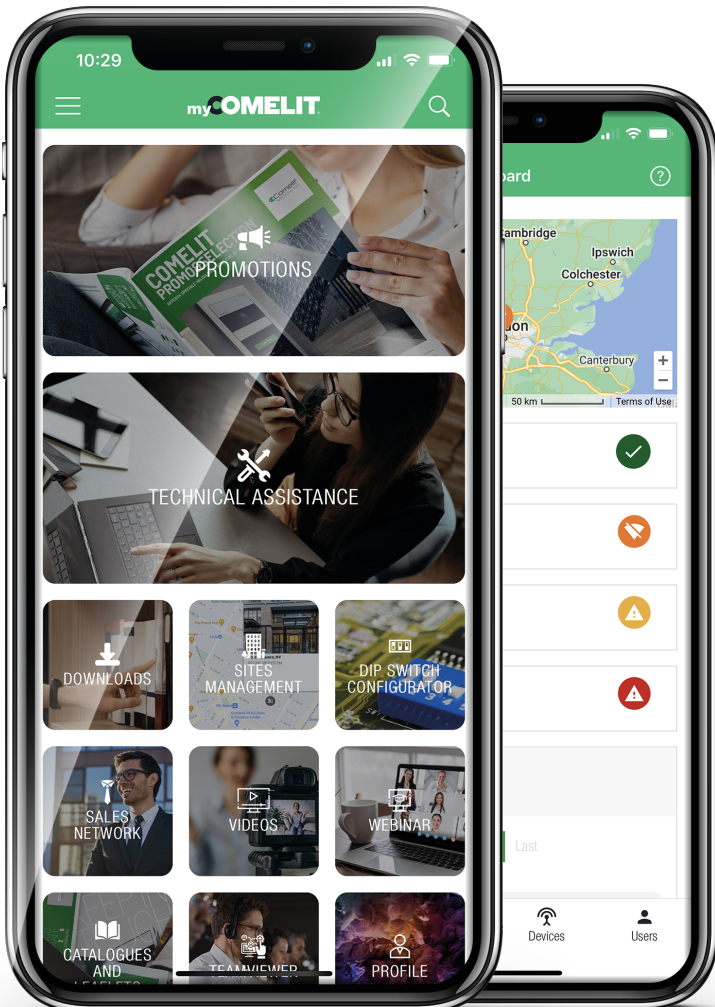
THE APP YOU WON'T BE ABLE TO DO WITHOUT.

Simple, straightforward and customised. Thanks to all the services provided, MyComelit makes work easier for all industry professionals: installers, draughtsmen, system integrators, security managers, building managers, wholesalers and architects



Download on the
App Store

GET IT ON
Google Play





- Quickly browse through all the technical, application-related and commercial information concerning our products (catalogues, manuals, technical data sheets, etc.).
- Keep up to date with all the news we have for you: promotional offers, online and on-site training courses, services, new products and much more.
- Set up your video door entry systems in just a few steps and save them in your reserved area.
- Request technical and commercial support for designing a system.
- Manage and monitor your connected systems and receive notifications on the status of installed products to receive prompt assistance in case of anomalies.
- Edit the names of the Ultra entrance panel (in the Touch or digital Directory versions) via Bluetooth connection.

“ Do you need it now? ”



We know how valuable your time is, that's why we offer **same day quotations** and **next day delivery** across all the uk.



Notification icons: bell, battery, signal.

Camera lens

C. POZZI D. BONI	F. BORIELLO B. RODIGARI
S. ALESSI T. DI SANTIS	E. LONGHI N. DI RESTA
L. DE GAUDI P. LANZO	C. MOTTA S. VIGNOLA
E. BROGNA T. PERONI	D. MURATA F. GUIDOLIN
H. SCHNEIDER P. FERRELLI	K. JHONSON L. VAN DE BERG
J. DAWNEY J. DE LA VEGA	M. MOREAU L. D'ROZA
G. EASTLAKE M. RANDAL	R. KING E. SMITH
B. MILNER T. HOLMES	J. JACKSON M. SMITH



Designed to exceed your expectations.

Ultra is a 2-Wire and ViP **modular entrance panel** with a modern look and elegant lines, with **100% Italian design**.

D E S I G N
M I L A N O

Its modular nature allows the user to create an external unit to reflect his/her own image, which is capable of adapting to all requirements.

A simple rectangular shape, measuring 9.5 x 9 cm, offers a variety of composition possibilities, ranging from **audio or audio video** modules to button modules of various materials and touch technology.

Ultra is made using the **best materials**, selected after numerous studies and water, dust and impact resistance tests.

The **die-cast aluminium** frame offers high **resistance** to weathering, chemical corrosion and UV radiation.

The plastic buttons are made of a methacrylate that prevents **dulling** and **yellowing**: it is the same material used for car light clusters, ensuring extremely high resistance to heat and weathering.



IK08



IP65



An **endless** range of combinations and possibilities.

Ultra is designed to **adapt to a multitude of applications**, from single homes to large residential complexes.

The analogue entrance panel is **perfect** for more intimate settings, such as terraced houses and small blocks of flats, and its modularity allows buttons to be added to best meet residential **needs**.

The touchscreen version, the numeric keypad (with which you can **make calls** as well as using classic lock-release codes) and the digital directory, are **ideal solutions** to easily move about even inside complexes containing hundreds of flats.



**SMALL
RESIDENTIAL
BUILDINGS**



**TERTIARY
INDUSTRY**



**LARGE
RESIDENTIAL
BUILDINGS**



**RESIDENTIAL
COMPLEXES**



“ **What project have you got in mind?** ”

Ultra is the perfect entrance panel for any project, thanks to its modular composition and the option of choosing between 2-wire and IP versions, which makes it easily adaptable to meet all needs: from a detached house to a large residential complex!

**WITH
YOU
ALWAYS**



ultra





A technology that goes beyond logic.


WHEN we speak of **technological innovation**, Ultra's name stands out in its category, as it has introduced a true revolution in the **world of door-entry phones**.

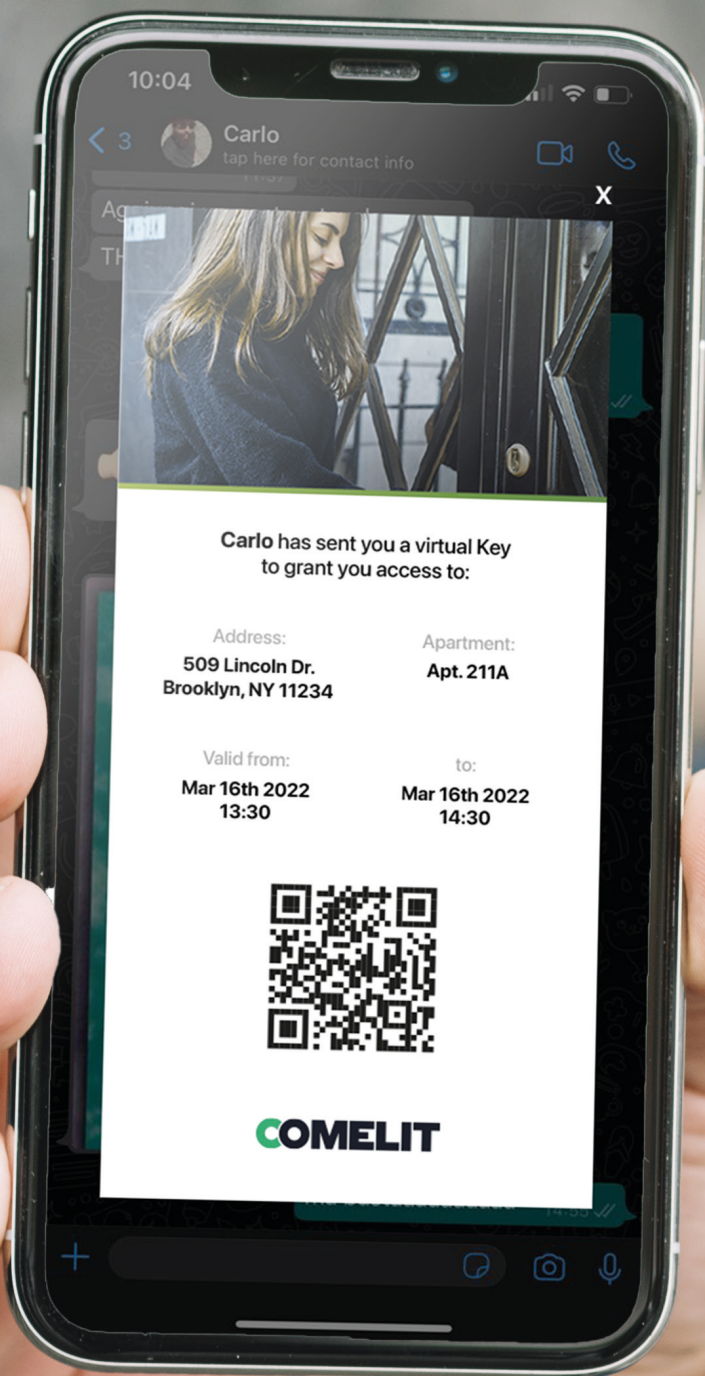
The innovative module with number keypad can be used to enter classic **lock-release codes** and **make calls** using a code, thereby minimising the number of modules required and consequently limiting costs. It works in stand-alone mode for the opening of access points, whether paired with just the audio or audio-video module, or with other modules such as the digital directory or proximity reader modules, or in addition to the classic button keypad.

In its touchscreen version, Ultra boasts a **5-inch colour touch screen** with user-friendly graphics. Equipped with a scrolling interface such as the one of a **smartphone**, Ultra offers almost endless customisations, such as inserting your company logo next to your name and setting up a **welcome screen**. With a simple touch, you can switch from the directory to the numeric keypad to enter your personal code, and it is also equipped with an **RFID proximity reader** that allows you to open doors without using keys.

Ultra is also available in the **Digital Directory** version with **3.5-inch colour display** and backlit mechanical buttons. You can save **up to 1,500 names** with the option of **customising buttons** to make the search faster or by classifying professionals by category, such as doctors or lawyers.

The Digital Directory module works alone and **in conjunction with other modules**, such as the Number Keypad (which can be used to call the desired internal unit and to open the door using a secret code) or the modules used to read keys and proximity cards.





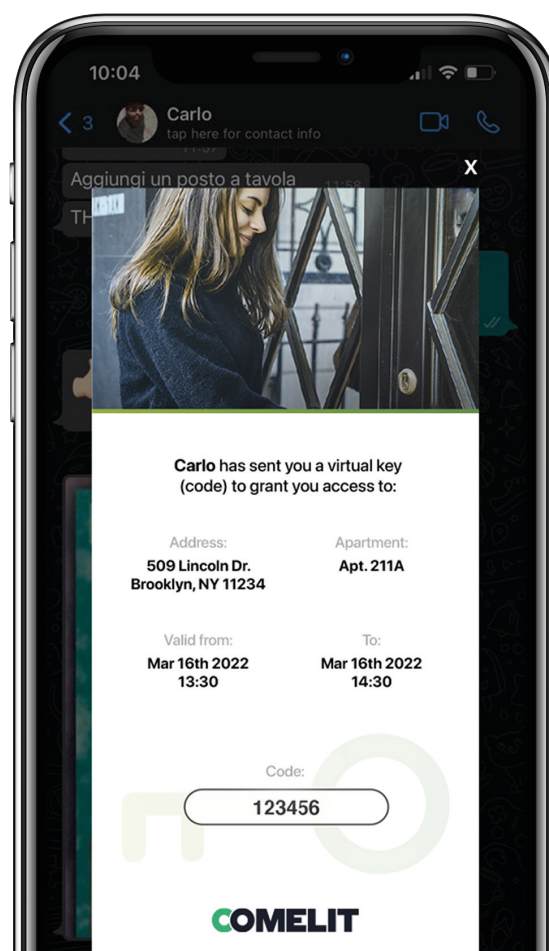
Opening doors **handsfree.**

Are you expecting guests and don't want them to ring the doorbell one after the other? Are you away and unable to answer the dog sitter? Create virtual access keys* for your visitors!

These codes may be classic numeric codes, which can be entered using the touchscreen entrance panel or the keypad, or QR codes, which can be scanned directly by the camera on the audio/video module.

They can be enabled for regular access or limited for a specific period of time, as in the case of a B&B guest.

Comelit App.



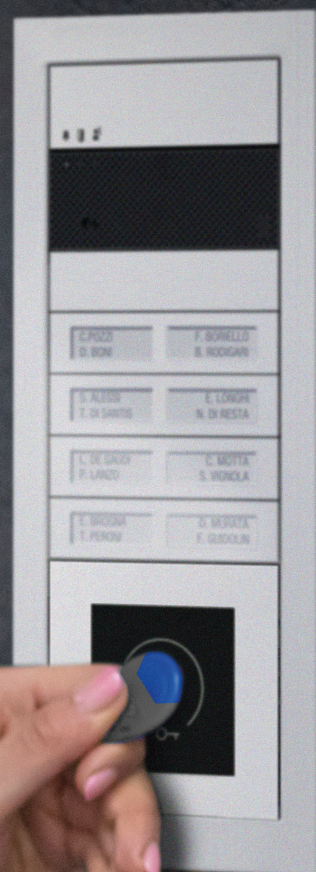
* For IP systems only



Three different finishes.

Ultra offers the highest degree of customisation also when it comes to blending in with its surroundings: this is why there are no less than three different colours available, including grey, a timeless classic, black for those who love elegance, and white for those seeking an entrance panel that stands out.





E. PRODI
S. BONI

F. SORRELLI
S. RODIGARI

S. ALZATI
T. DI SANTO

E. LONGHI
M. DI PASTA

L. DI SALVI
P. LANZI

E. BOTTA
S. VIGNOLA

E. BRIGIDA
T. PERINI

S. BERTINI
F. GIROLDI

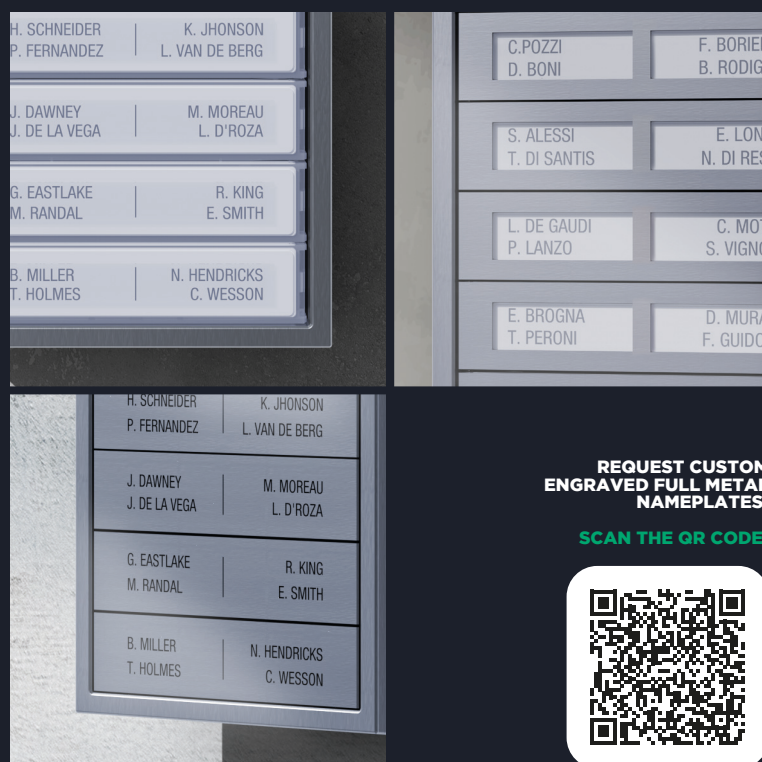


C. MOTTA
S. VIGNOLA
P. LANZO

There are buttons, and then there are **Ultra buttons!**

Metal, plastic, or both: Ultra is an entrance panel tailored to suit all tastes. Whatever material is chosen, buttons are available in **single and double** versions, depending on requirements.

All materials used have been carefully researched and selected for their high quality and field-tested to guarantee optimal durability as well as a stylish aesthetic.





The attention to **detail** is impressive.

Elegant and reliable, Ultra is more **powerful and discreet** than ever before. Available in two versions, surface-mounted and flush-mounted, it is the **thinnest entrance panel in its category**: It is just 10 mm thick in the flush-mounted version and 35 mm in the surface-mounted version.

Ultra has a **wide-angle camera** with a field of view of up to **160x100 degrees** and a resolution of **up to 2MP** (VIP version), which allows users to get a good view of the person and widens the field of view, therefore reducing the risks associated with scams or intrusions by eliminating blind spots. Moreover, the innovative **built-in twilight sensor** is able to recognise the different phases of the day, and therefore switches the backlighting of the camera's buttons and LED lights on and off based on actual lighting, thus saving energy and protecting the environment.

ULTRA's **double loudspeaker** and **MEMS** (Micro Electro-Mechanical Systems) omnidirectional microphone guarantee perfect and clear audio even in the worst conditions. This innovative technology makes it possible to concentrate powerful sound and a reliable system into small dimensions.

10 mm [Flush-mounted version]

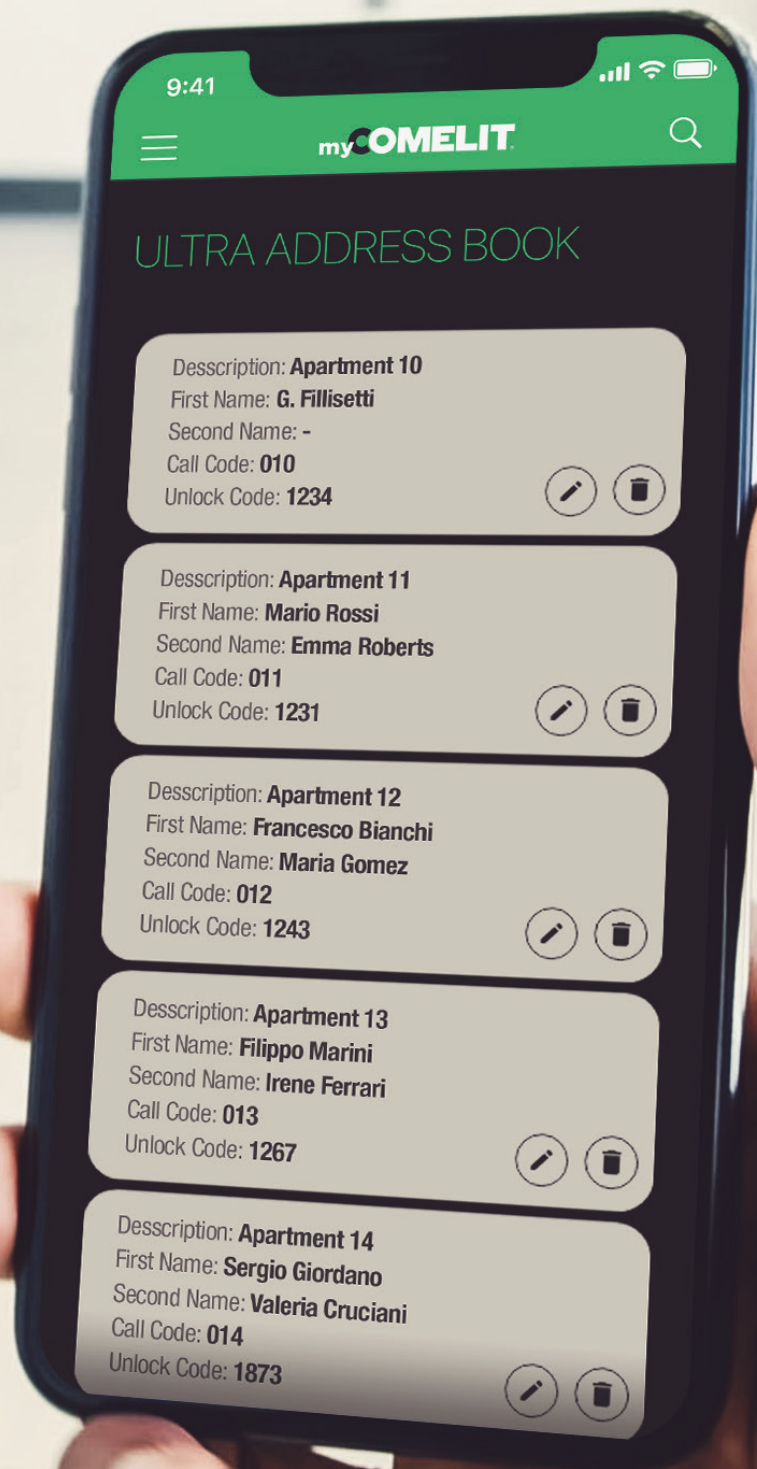


35 mm [Surface-mounted version]



ultra



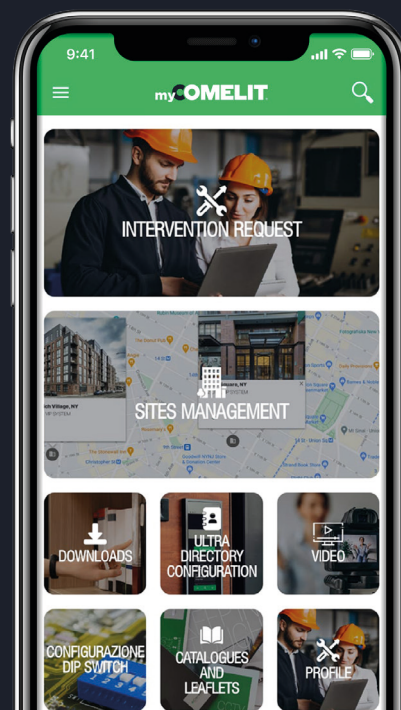


With Ultra, the **future** is now.

Ultra is designed and built to meet the needs of both users and installers: the touchscreen and digital directory modules are equipped with **BLE** (Bluetooth Low Energy) technology, which, combined with the new **MyComelit** app, allow names to be managed in digital keypads directly from a smartphone, which makes the start-up process even more user-friendly.

The version with touchscreen module also enables the entrance panel to be programmed by ViP Manager software, not only via cable but also by connecting the PC via Bluetooth.

As for **programming the analogue buttons**, we have come up with another groundbreaking solution: all you need to do is configure the first button and press all the others in succession to complete the process.





Easy just like drinking a glass of water.

We designed Ultra with the primary objective of making installation quicker and easier.

The innovative module **coupling-uncoupling** system is easier and more secure than ever, designed to encourage interlocking construction in order to **minimise fitting times** and screwdriver usage.


The modules are interconnected by means of **flat cables** and, if they need replacing, they save each other's **programming** so that the correct configuration can be reacquired automatically.



“Your time is valuable!”

Time is a precious resource, and this is exactly why we designed Ultra with a special focus on simplicity and installation time. All you really need is a screwdriver!


WITH
YOU
ALWAYS



1. **ULTRA ENTRANCE PANEL** with audio/video modules, ready for installation



4. **POSITION** the surface-mounted entrance panel, guide the power supply wires through the appropriate slot and fasten it using the two screws at the top and bottom



6. **CONFIGURE** the type of button that will be used (single/double) and an address in the button module



7. **ATTACH** the audio/video module, button modules and nameplates




9. **THROUGH** the dedicated selector, enter the programming mode (you know you are in the programming mode because the dedicated LED comes on) and **THROUGH** dip switch, select the first address to be assigned to the first button





12. **ATTACH** the front panel





2. REMOVE the frame and position the modules using the quick-release system



3. THE FLAT CABLE allows all modules to be easily connected and automatically configured in case of replacement





5. POWER the modules and CONNECT the door lock, if any




8. REMOVE the front panel to access the various programming modes/settings



10. PRESS the button to which the address selected in the previous step will be assigned. An acoustic signal sounds to confirm that the address has been correctly assigned. By SELECTING the other buttons in succession, they automatically acquire the call address with the next code



11. SET the dip switches to the initial configuration and EXIT the programming mode (you know you have exited programming because the dedicated LED turns off)



13. FIX the frame





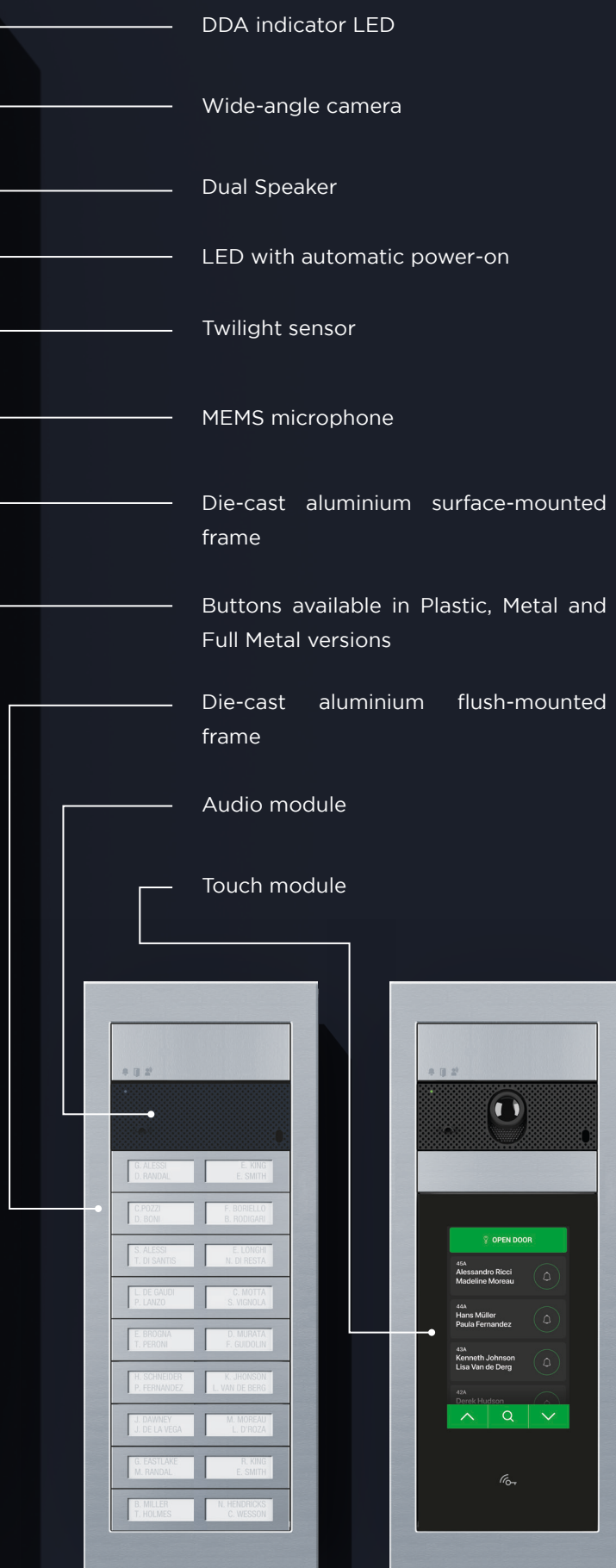
Technical specifications.

- Available in a flush-mounted version (10 mm deep) and compatible with all flush-mounted entrance panel boxes.
- Available in surface-mounted version just 35 mm deep.
- Die-cast aluminium frames coated using cathodolysis.
- Audio and audio/video modules for 2-wire and ViP systems.
- Protection rating IP65 and IK08.
- Call module configured for single buttons (4 calls) and double buttons (8 calls).
- Module size 95x90 mm.
- Buttons are available in 3 versions: Plastic, Metal and Full Metal.
- Caps are available in 2 versions: Plastic and Full Metal.
- Available in 3 colours: Aluminium Grey, Black RAL9005 and White RAL9010.
- Button backlighting with independent white LED adjustment on each module with automatic daytime shutdown to save energy.
- Camera LED controlled by the twilight sensor, with automatic daytime power-off for energy saving purposes.
- High-resolution wide-angle camera (field of vision 120°x90°).
- 3 signalling LEDs for: call sent (green) / system busy (red), lock-release activated, audio activated.
- Direct regulation and dip switches on the front of the Audio and Audio/Video module.
- Button address programming with Smart mode.
- Available in button version, digital directory and with touch screen module.
- Touch screen and digital directory modules with Bluetooth connection for programming functions and management of names in the directory.

Audio/Video module

Button modules





DDA indicator LED

Wide-angle camera

Dual Speaker

LED with automatic power-on

Twilight sensor

MEMS microphone

Die-cast aluminium surface-mounted frame

Buttons available in Plastic, Metal and Full Metal versions

Die-cast aluminium flush-mounted frame

Audio module

Touch module

C. POZZI | F. BORIELLO
D. BONI | B. RODIGARI

S. ALESSI | E. LONGHI
T. DI SANTIS | N. DI RESTA

L. DE GAUDI | C. MOTTA
P. LANZO | S. VIGNOLA

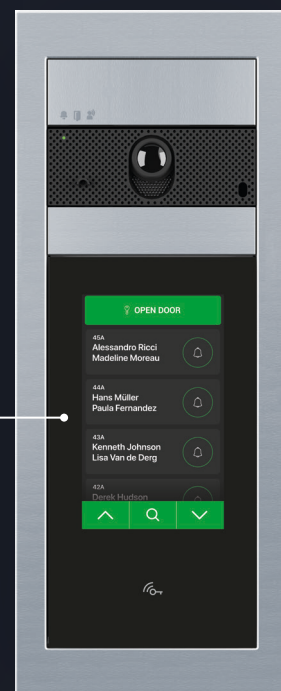
E. BROGNA | D. MURATA
T. PERONI | F. GUIDOLIN

H. SCHNEIDER | K. JHONSON
P. FERNANDEZ | L. VAN DE BERG

J. DAWNEY | M. MOREAU
J. DE LA VEGA | L. D'ROZA

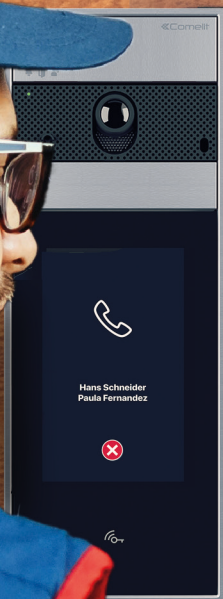
G. EASTLAKE | R. KING
M. RANDAL | E. SMITH

B. MILLER | N. HENDRICKS
T. HOLMES | C. WESSON






ultra



ems



AUDIO MODULES



SIMPLEBUS1 ULTRA AUDIO MODULE

UT1010
UT1010W
UT1010B

Audio module for Ultra entrance panel, Simplebus1 system. To be used in systems with power supply unit art. 1595 and art. 4888C. Easy to install and simple to configure, thanks to the smart programming of call buttons. Twilight sensor for automatic nameplate backlighting power-off during daytime hours. Omnidirectional digital microphone and dual loudspeaker for high-fidelity audio. Audio-visual indications for disabled individuals, assistance request can be activated via programming. Facility for 2 call buttons. To be finished with a cap, single button or double button in professional-grade plastic given an anti-yellowing and anti-dulling treatment or in aluminium. Regulation and programming without removing the module. Dimensions (L x H x D): 100 x 90 x 35 mm.

Also available in versions: **White RAL9010 (UT1010W)** and **Black RAL9005 (UT1010B)**.

SIMPLEBUS2 ULTRA AUDIO MODULE

UT2010
UT2010W
UT2010B

Audio module for Ultra entrance panel, Simplebus2 system. To be used in systems with power supply unit art. 1210 / 1210A. Easy to install and simple to configure, thanks to the smart programming of call buttons. Twilight sensor for automatic nameplate backlighting power-off during daytime hours. Omnidirectional digital microphone and dual loudspeaker for high-fidelity audio. Audio-visual indications for disabled individuals, assistance request can be activated via programming. Facility for 2 call buttons. To be finished with a cap, single button or double button in professional-grade plastic given an anti-yellowing and anti-dulling treatment or in aluminium. Regulation and programming without removing the module. Dimensions (L x H x D): 100 x 90 x 35 mm.

Also available in versions: **White RAL9010 (UT2010W)** and **Black RAL9005 (UT2010B)**.

ULTRA IP (ViP) AUDIO MODULE

UT8010
UT8010W
UT8010B

Audio module for Ultra entrance panel, IP (ViP) system. Twilight sensor for automatic nameplate backlighting power-off during daytime hours. Omnidirectional digital microphone and dual loudspeaker for high-fidelity audio. Audio-visual indications for disabled individuals, assistance request can be activated via programming. Facility for 2 call buttons. To be finished with a cap, single button or double button in professional-grade plastic given an anti-yellowing and anti-dulling treatment or in aluminium. Regulation and programming without removing the module. Dimensions (L x H x D): 100 x 90 x 35 mm.

Also available in versions: **White RAL9010 (UT8010W)** and **Black RAL9005 (UT8010B)**.

SIMPLEBUS1 ULTRA REMOTE CAMERA AUDIO MODULE

UT1010VC
UT1010VCW
UT1010VCB

Audio module designed for connection of an analogue remote camera with PAL standard for Ultra entrance panel, Simplebus1 system. To be used in systems with power supply unit art. 1595 and art. 4888C. Easy to install and simple to configure, thanks to the smart programming of call buttons. Twilight sensor for automatic nameplate backlighting power-off during daytime hours. Omnidirectional digital microphone and dual loudspeaker for high-fidelity audio. Audio-visual indications for disabled individuals, assistance request can be activated via programming. Facility for 2 call buttons. To be finished with a cap, single button or double button in professional-grade plastic given an anti-yellowing and anti-dulling treatment or in aluminium. Regulation and programming without removing the module. Dimensions (L x H x D): 100 x 90 x 35 mm.

Also available in versions: **White RAL9010 (UT1010W)** and **Black RAL9005 (UT1010B)**.

SIMPLEBUS2 ULTRA REMOTE CAMERA AUDIO MODULE

UT2010VC
UT2010VCW
UT2010VCB

Audio module designed for connection of an analogue remote camera with PAL standard for Ultra entrance panel, Simplebus2 system. To be used in systems with power supply unit art. 1210 / 1210A. Easy to install and simple to configure, thanks to the smart programming of call buttons. Twilight sensor for automatic nameplate backlighting power-off during daytime hours. Omnidirectional digital microphone and dual loudspeaker for high-fidelity audio. Audio-visual indications for disabled individuals, assistance request can be activated via programming. Facility for 2 call buttons. To be finished with a cap, single button or double button in professional-grade plastic given an anti-yellowing and anti-dulling treatment or in aluminium. Regulation and programming without removing the module. Dimensions (L x H x D): 100 x 90 x 35 mm.

Also available in versions: **White RAL9010 (UT2010VCW)** and **Black RAL9005 (UT2010VCB)**.

AUDIO/VIDEO MODULES



SIMPLEBUS1 ULTRA AUDIO/VIDEO MODULE

Audio/video module for Ultra entrance panel, Simplebus 1 system. To be used in systems with power supply unit art. 1595 and art. 4888C. Easy to install and simple to configure, thanks to the smart programming of call buttons. Twilight sensor for automatic nameplate backlighting power-off during daytime hours. Omnidirectional digital microphone and dual loudspeaker for high-fidelity audio. Wide-angle colour video camera (field of vision: 120° horizontal, 90° vertical) Audio/visual aids for disabled individuals that can be activated by programming. Facility for 2 call buttons. To be finished with a cap, single button or double button in professional-grade plastic given an anti-yellowing and anti-dulling treatment or in aluminium. Regulation and programming without removing the module. Dimensions (L x H x D): 100 x 90 x 35 mm.

Also available in versions: White RAL9010 (UT1020W) and Black RAL9005 (UT1020B).

UT1020

UT1020W

UT1020B

SIMPLEBUS2 ULTRA AUDIO/VIDEO MODULE

Audio/video module for Ultra entrance panel, Simplebus2 system. To be used in systems with power supply unit art. 1210 / 1210A. Easy to install and simple to configure, thanks to the smart programming of call buttons. Twilight sensor for automatic nameplate backlighting power-off during daytime hours. Omnidirectional digital microphone and dual loudspeaker for high-fidelity audio. Wide-angle colour video camera (field of vision: 120° horizontal, 90° vertical) Audio/visual aids for disabled individuals that can be activated by programming. Facility for 2 call buttons. To be finished with a cap, single button or double button in professional-grade plastic given an anti-yellowing and anti-dulling treatment or in aluminium. Regulation and programming without removing the module. Dimensions (L x H x D): 100 x 90 x 35 mm.

Also available in versions: White RAL9010 (UT2020W) and Black RAL9005 (UT2020B).

UT2020

UT2020W

UT2020B

ULTRA IP (VIP) AUDIO/VIDEO MODULE

Audio/video module for Ultra entrance panel, IP (ViP) system. Twilight sensor for automatic nameplate backlighting power-off during daytime hours. Omnidirectional digital microphone and dual loudspeaker for high-fidelity audio. Wide-angle colour video camera (field of vision: 160° horizontal, 90° vertical) Audio/visual aids for disabled individuals that can be activated by programming. Facility for 2 call buttons. To be finished with a cap, single button or double button in professional-grade plastic given an anti-yellowing and anti-dulling treatment or in aluminium. Regulation and programming without removing the module. Dimensions (L x H x D): 100 x 90 x 35 mm.

Also available in versions: White RAL9010 (UT8020W) and Black RAL9005 (UT8020B).

UT8020

UT8020W

UT8020B



MODULES



UT9200

ULTRA CALL BUTTON MODULE

Call button module for Ultra entrance panel, compatible with all systems. With facility for 8 call buttons in professional-grade plastic given an anti-yellowing and anti-dulling treatment or in aluminium. For completion with 4 single buttons art. UT9211, UT9211M, UT9211FM (4 calls), 4 double buttons art. UT9212, UT9212M, UT9212FM (8 calls) or with caps art. UT9221, UT9221M. Automatic nameplate backlight switch-off during daytime hours via the twilight sensor for the paired audio or audio/video module. White nameplate lighting. Dimensions (L x H x D): 100 x 90 x 35 mm.



UT9260M

ULTRA DIGITAL DIRECTORY MODULE WITH DISPLAY Q4 2022

Digital directory module for Ultra entrance panel, compatible with all systems. Bluetooth connection for managing names in the directory via the installer's MyComelit app. Buttons for selecting the user and the call. Option of customising a button for direct calls to the switchboard, commercial activities, activation of an opening or a light. Features a 3.5" colour graphic display. Can be used in combination with the number keypad module (rel. 1.1.0 or higher) to directly call the user when the relevant code is known, or for the access control function with activation of the audio or audio/video module outputs and the system actuators. Dimensions (L x H x D): 100 x 90 x 35 mm.



UT9270

ULTRA TOUCH SCREEN MODULE

Touch screen module for Ultra entrance panel, compatible with all systems. Bluetooth connection for managing names in the directory via the installer's MyComelit app. An easy-to-use graphical user interface that allows you to customise the button interface for direct calls to the switchboard, business activities (with relevant logos), activate an opening or a light, and view general messages of each block of flats. Can be used as a number keypad module to directly call the user when the relevant code is known, or for the access control function with activation of the audio or audio/video module outputs and the system actuators. 5" capacitive display with high visibility and impact-proof glass, plus theme selection (white or black). It has a Wiegand output for interfacing with access control systems. Equipped with RFID reader for activation of an opening using keys or Comelit cards. Automatic backlight regulation via the twilight sensor for the paired audio or audio/video module. Dimensions: 2 Ultra modules.



UT9279M
UT9279MW
UT9279MB

ULTRA NUMBER KEYPAD MODULE

Module with number keypad for Ultra entrance panel, compatible with all systems. Can be used as a module to directly call the user when the relevant code is known, and for the access control function with activation of the on-board relays and the audio or audio/video module outputs and the system actuators. The access codes can be Permanent (always valid), metered (valid for a specific number of uses) or associated with a validity date. In the latter case, each code can be assigned a start date/validity end date, dual daily time band, validity days. Up to 4 different actions can be assigned to each access code. The function enabling playback for the corresponding audio message when each button is pressed can be activated. There is also an event log containing all information (codes activated, user who used them, users called, etc.), which can store up to 1,275 events. It has a Wiegand output for interfacing with access control systems. Automatic button backlight switch-off during daytime hours via the twilight sensor for the paired audio or audio/video module. Anodised aluminium alloy coating. Dimensions (L x H x D): 100 x 90 x 35 mm.

Also available in versions: White RAL9010 (UT9279MW) and Black RAL9005 (UT9279MB).



SK9000U
SK9000UW
SK9000UB

ULTRA SIMPLEKEY BASIC MODULE

SimpleKey Basic access control module for Ultra entrance panel, compatible with all systems. Equipped with RFID reader for opening activation using Comelit keys or cards. 1,500 storable electronic keys. Anodised aluminium alloy coating. Dimensions (L x H x D): 100 x 90 x 35 mm.

Also available in versions: White RAL9010 (SK9000UW) and Black RAL9005 (SK9000UB).



SK9001U
SK9001UW
SK9001UB

ULTRA SIMPLEKEY ADVANCED MODULE

SimpleKey Advanced access control and control panel module for Ultra entrance panel, compatible with all systems. Equipped with RFID reader for opening activation using Comelit keys or cards. 1,500 storable electronic keys. Last 1,400 events stored. Option of creating complex multi-port systems without the need for physical connection (virtual network). Anodised aluminium alloy coating. Dimensions (L x H x D): 100 x 90 x 35 mm.

Also available in versions: White RAL9010 (SK9001UW) and Black RAL9005 (SK9001UB).



UT9290M
UT9290MW
UT9290MB

ULTRA ACCESS CONTROL READER MODULE

Module designed to house third-party access control units for Ultra entrance panel. Hole 40 x 40 mm. Anodised aluminium alloy coating. Compatible with Comelit PAC panel-mounted readers. Dimensions (L x H x D): 100 x 90 x 35 mm. NOTE: you will need to check and verify the mechanical compatibility of third-party panel-mounted readers for each model!

Also available in versions: White RAL9010 (UT9290MW) and Black RAL9005 (UT9290MB).



UT9240

ULTRA INFORMATION MODULE

Info module for Ultra entrance panel, compatible with all systems. Automatic nameplate backlight switch-off during daytime hours via the twilight sensor for the paired audio or audio/video module. White nameplate lighting. Made using polymethyl methacrylate given a treatment for resistance to UV rays while preventing yellowing and dulling. Dimensions: 1 Ultra module. Dimensions: 100x90x35 mm



UT9240M
UT9240MW
UT9240MB

METAL ULTRA INFORMATION MODULE

Metal version info module for Ultra entrance panel, compatible with all systems. Automatic nameplate backlight switch-off during daytime hours via the twilight sensor for the paired audio or audio/video module.

White nameplate lighting. Made with aluminium trim to increase resistance to impact and polymethyl methacrylate treated to increase resistance to UV rays while preventing yellowing and dulling. Dimensions (L x H x D): 100 x 90 x 35 mm.

Also available in versions: **White RAL9010 (UT9240MW)** and **Black RAL9005 (UT9240MB)**.



UT9240FM

FULL METAL ULTRA INFO MODULE Q4 2022

Full Metal version info module for Ultra control panels, compatible with all systems. Text engraving at the user's expense. Automatic backlight switch-off during daytime hours via the twilight sensor for the paired audio or audio/video module. White lighting. Made with aluminium trim to increase resistance to impact and polymethyl methacrylate treated to increase resistance to UV rays while preventing yellowing and dulling. Dimensions: 100x90x35 mm



UT9230M
UT9230MW
UT9230MB

METAL ULTRA BLANK MODULE

Metal version blank module for Ultra entrance panels. Anodised aluminium alloy coating. Dimensions (L x H x D): 100 x 90 x 35 mm.

Also available in versions: **White RAL9010 (UT9230MW)** and **Black RAL9005 (UT9230MB)**.

BUTTONS



UT9211

SINGLE ULTRA BUTTON

Single button for Ultra entrance panel. Made using polymethyl methacrylate given a treatment for resistance to UV rays while preventing yellowing and dulling. Double nameplate (blank and with chime symbol) supplied. Easy nameplate replacement.



UT9213

SINGLE ULTRA WIDE BUTTON Q4 2022

Single wide button for Ultra entrance panel. For use with push-button module art. UT9201. Made using polymethyl methacrylate given a treatment for resistance to UV rays while preventing yellowing and dulling. Double nameplate (blank and with chime symbol) supplied. Easy nameplate replacement.



UT9214

DOUBLE-HEIGHT ULTRA PUSH-BUTTON Q4 2022

Double-height button for Ultra entrance panel. For use with push-button module art. UT9201. Made using polymethyl methacrylate given a treatment for resistance to UV rays while preventing yellowing and dulling. Double nameplate (blank and with chime symbol) supplied. Easy nameplate replacement.



UT9212

DOUBLE ULTRA BUTTON

Double button for Ultra entrance panel. Made using polymethyl methacrylate given a treatment for resistance to UV rays while preventing yellowing and dulling. Double nameplate (blank and with chime symbol) supplied. Easy nameplate replacement.



**UT9211M
UT9211MW
UT9211MB**

SINGLE METAL ULTRA BUTTON

Metal version single button for Ultra entrance panel. Made with aluminium trim to increase resistance to impact and polymethyl methacrylate treated to increase resistance to UV rays while preventing yellowing and dulling. Double nameplate (blank and with chime symbol) supplied. Easy nameplate replacement. **Also available in versions: White RAL9010 (UT9211MW) and Black RAL9005 (UT9211MB).**



**UT9212M
UT9212MW
UT9212MB**

DOUBLE METAL ULTRA BUTTON

Metal version double button for Ultra entrance panel. Made with aluminium trim to increase resistance to impact and polymethyl methacrylate treated to increase resistance to UV rays while preventing yellowing and dulling. Double nameplate (blank and with divider symbol) supplied. Easy nameplate replacement. **Also available in versions: White RAL9010 (UT9212MW) and Black RAL9005 (UT9212MB).**



UT9211FM

SINGLE FULL METAL ULTRA BUTTON

Full-Metal version single button for Ultra entrance panel. Made with aluminium coating to increase resistance to impact and polymethyl methacrylate treated to increase resistance to UV rays while preventing yellowing and dulling.



UT9212FM

DOUBLE FULL METAL ULTRA BUTTON

Full Metal version double button for Ultra entrance panel. Made with aluminium coating to increase resistance to impact and polymethyl methacrylate treated to increase resistance to UV rays while preventing yellowing and dulling.



UT9221

PLASTIC ULTRA CAP

Cap for Ultra entrance panel. Made using polymethyl methacrylate given a treatment for resistance to UV rays while preventing yellowing and dulling.



UT9222

ULTRA DOUBLE-HEIGHT PLASTIC CAP Q4 2022

Double-height cap for Ultra entrance panel. Made using polymethyl methacrylate given a treatment for resistance to UV rays while preventing yellowing and dulling.



UT9223

ULTRA TRIPLE-HEIGHT PLASTIC CAP Q4 2022

Triple-height cap for Ultra entrance panel. Made using polymethyl methacrylate given a treatment for resistance to UV rays while preventing yellowing and dulling.



**UT9221M
UT9221MW
UT9221MB**

ULTRA FULL METAL CAP

Full Metal version cap for Ultra entrance panel. Made with aluminium coating to increase resistance to impact and polymethyl methacrylate treated to increase resistance to UV rays while preventing yellowing and dulling. **Also available in versions: White RAL9010 (UT9221MW) and Black RAL9005 (UT9221MB).**



UT9222M

ULTRA DOUBLE-HEIGHT FULL METAL CAP Q4 2022

Double-height, Full Metal version cap for Ultra entrance panel. Made with aluminium coating to increase resistance to impact and polymethyl methacrylate treated to increase resistance to UV rays while preventing yellowing and dulling.




UT9223M

ULTRA TRIPLE-HEIGHT FULL METAL CAP Q4 2022

Triple-height, Full Metal version cap for Ultra entrance panel. Made with aluminium coating to increase resistance to impact and polymethyl methacrylate treated to increase resistance to UV rays while preventing yellowing and dulling.



PRE-ENGRAVED FULL METAL BUTTONS



UT9212FM/12
Engraving: 1-2

UT9212FM/34
Engraving: 3-4

UT9212FM/56
Engraving: 5-6

UT9212FM/78
Engraving: 7-8

UT9212FM/910
Engraving: 9-10

UT9212FM/1112
Engraving: 11-12

UT9212FM/1314
Engraving: 13-14

UT9212FM/1516
Engraving: 15-16

UT9212FM/1718
Engraving: 17-18

UT9212FM/1920
Engraving: 19-20

UT9212FM/2122
Engraving: 21-22

UT9212FM/2324
Engraving: 23-24

UT9212FM/2526
Engraving: 25-26

UT9212FM/2728
Engraving: 27-28

UT9212FM/2930
Engraving: 29-30

UT9212FM/3132
Engraving: 31-32

UT9212FM/1PAB
Engraving: 1°A - 1°B

UT9212FM/2PAB
Engraving: 2°A - 2°B

UT9212FM/3PAB
Engraving: 3°A - 3°B

UT9212FM/4PAB
Engraving: 4°A - 4°B

UT9212FM/5PAB
Engraving: 5°A - 5°B

UT9212FM/6PAB
Engraving: 6°A - 6°B

UT9212FM/7PAB
Engraving: 7°A - 7°B

UT9212FM/8PAB
Engraving: 8°A - 8°B

UT9212FM/9PAB
Engraving: 9°A - 9°B

UT9212FM/10PAB
Engraving: 10°A - 10°B

UT9212FM/11PAB
Engraving: 11°A - 11°B

UT9212FM/12PAB
Engraving: 12°A - 12°B

UT9212FM/1PCD
Engraving: 1°C - 1°D

UT9212FM/2PCD
Engraving: 2°C - 2°D

UT9212FM/3PCD
Engraving: 3°C - 3°D

UT9212FM/4PCD
Engraving: 4°C - 4°D

UT9212FM/5PCD
Engraving: 5°C - 5°D

UT9212FM/6PCD
Engraving: 6°C - 6°D

UT9212FM/7PCD
Engraving: 7°C - 7°D

UT9212FM/8PCD
Engraving: 8°C - 8°D

UT9212FM/9PCD
Engraving: 9°C - 9°D

UT9212FM/10PCD
Engraving: 10°C - 10°D

UT9212FM/11PCD
Engraving: 11°C - 11°D

UT9212FM/12PCD
Engraving: 12°C - 12°D

UT9211FM/LM
Ultra single full-metal light-me button

UT9211FM/BE
Ultra single full metal Chime button

FLUSH-MOUNTED ACCESSORIES



UT9161
UT9161W
UT9161B

FLUSH-MOUNTED FRAME FOR 1 ULTRA MODULE

1-module flush-mounted frame for Ultra entrance panel, colour silver RAL9006. Consists of a metal support that secures the modules without using screws and with a finishing frame in die-cast aluminium given a cataphoresis treatment to increase its resistance to chemical and environmental corrosion, including damage from UV rays. 10 mm protrusion from the wall. It can be used on flush-mounted boxes Art. 3110/1 and 3110/1A with the option of placing several modules side by side horizontally. Dimensions (L x H x D): 125.5 x 136 x 35 mm.

Also available in versions: **White RAL9010 (UT9161W)** and **Black RAL9005 (UT9161B)**.



UT9162
UT9162W
UT9162B

FLUSH-MOUNTED FRAME FOR 2 ULTRA MODULES

2-module flush-mounted frame for Ultra entrance panel, colour silver RAL9006. Consists of a metal support that secures the modules without using screws and with a finishing frame in die-cast aluminium given a cataphoresis treatment to increase its resistance to chemical and environmental corrosion, including damage from UV rays. 10 mm protrusion from the wall. It can be used on flush-mounted boxes Art. 3110/2 and 3110/2A with the option of placing several modules side by side horizontally. Dimensions (L x H x D): 125.5 x 226.5 x 35 mm.

Also available in versions: **White RAL9010 (UT9162W)** and **Black RAL9005 (UT9162B)**.



UT9163
UT9163W
UT9163B

FLUSH-MOUNTED FRAME FOR 3 ULTRA MODULES

3-module flush-mounted frame for Ultra entrance panel, colour silver RAL9006. Consists of a metal support that secures the modules without using screws and with a finishing frame in die-cast aluminium given a cataphoresis treatment to increase its resistance to chemical and environmental corrosion, including damage from UV rays. 10 mm protrusion from the wall. It can be used on flush-mounted boxes Art. 3110/3 and 3110/3A with the option of placing several modules side by side horizontally. Dimensions (L x H x D): 125.5 x 317.5 x 35 mm.

Also available in versions: **White RAL9010 (UT9163W)** and **Black RAL9005 (UT9163B)**.



UT9164
UT9164W
UT9164B

FLUSH-MOUNTED FRAME FOR 4 ULTRA MODULES

4-module flush-mounted frame for Ultra entrance panel, colour silver RAL9006. Consists of a metal support that secures the modules without using screws and with a finishing frame in die-cast aluminium given a cataphoresis treatment to increase its resistance to chemical and environmental corrosion, including damage from UV rays. 10 mm protrusion from the wall. It can be used on flush-mounted boxes Art. 3110/4 and 3110/4A with the option of placing several modules side by side horizontally. Dimensions (L x H x D): 125.5 x 408 x 35 mm.

Also available in versions: **White RAL9010 (UT9164W)** and **Black RAL9005 (UT9164B)**.



UT9181
UT9181W
UT9181B

RAIN SHIELD FLUSH-MOUNTED 1 MODEL ULTRA

Rain shield for flush-mounted frames, 1 module, for Ultra entrance panel. Made of grey-coloured anodised aluminium. Dimensions (L x H x D): 132 x 141 x 32 mm.

Also available in versions: **White RAL9010 (UT9181W)** and **Black RAL9005 (UT9181B)**.

UT9182
UT9182W
UT9182B

RAIN SHIELD FLUSH-MOUNTED 2 MODULES ULTRA

Rain shield for flush-mounted frames, 2 modules, for Ultra entrance panel. Made of grey-coloured anodised aluminium. Dimensions (L x H x D): 132 x 232 x 32 mm.

Also available in versions: **White RAL9010 (UT9182W)** and **Black RAL9005 (UT9182B)**.

UT9183
UT9183W
UT9183B

RAIN SHIELD FLUSH-MOUNTED 3 MODULES ULTRA

Rain shield for flush-mounted frames, 3 modules, for Ultra entrance panel. Made of grey-coloured anodised aluminium. Dimensions (L x H x D): 132 x 322 x 32 mm.

Also available in versions: **White RAL9010 (UT9183W)** and **Black RAL9005 (UT9183B)**.

UT9184
UT9184W
UT9184B

RAIN SHIELD FLUSH-MOUNTED 4 MODULES ULTRA

Rain shield for flush-mounted frames, 4 modules, for Ultra entrance panel. Made of grey-coloured anodised aluminium. Dimensions (L x H x D): 132 x 413 x 32 mm.

Also available in versions: **White RAL9010 (UT9184W)** and **Black RAL9005 (UT9184B)**.

UT9184H

RAIN SHIELD FLUSH-MOUNTED 2X2 MODULES ULTRA

Rain shield for flush-mounted frame, 4 modules (2 supports of 2 side-by-side modules), for Ultra entrance panel.

Made of grey-coloured anodised aluminium. Dimensions (L x H x D): 259 x 232 x 32 mm.

UT9186

RAIN SHIELD FLUSH-MOUNTED 6 MODULES ULTRA

Rain shield for flush-mounted frame, 6 modules (2 supports of 3 side-by-side modules), for Ultra entrance panel.

Made of grey-coloured anodised aluminium. Dimensions (L x H x D): 259 x 322 x 32 mm.

UT9188

RAIN SHIELD FLUSH-MOUNTED 8 MODULES ULTRA

Rain shield for flush-mounted frame, 8 modules (2 supports of 4 side-by-side modules), for Ultra entrance panel.

Made of grey-coloured anodised aluminium. Dimensions (L x H x D): 259 x 413 x 32 mm.

UT9189

RAIN SHIELD FLUSH-MOUNTED 9 MODULES ULTRA

Rain shield for flush-mounted frame, 9 modules (3 supports of 3 side-by-side modules), for Ultra entrance panel.

Made of grey-coloured anodised aluminium. Dimensions (L x H x D): 386 x 322 x 32 mm.



31141

FLUSH-MOUNTED FINISHING FRAME, 1 MODULE, FOR ENTRANCE PANELS

Natural anodised aluminium finishing frame, 1 module. Dimensions (L x H x D): 149 x 149 x 3 mm.

31142

FLUSH-MOUNTED FINISHING FRAME, 2 MODULES, FOR ENTRANCE PANELS

Natural anodised aluminium finishing frame, 2 modules. Dimensions (L x H x D): 149 x 239 x 3 mm

31143

FLUSH-MOUNTED FINISHING FRAME, 3 MODULES, FOR ENTRANCE PANELS

Natural anodised aluminium finishing frame, 3 modules. Dimensions (L x H x D): 149 x 329 x 3 mm

31144L

FLUSH-MOUNTED FINISHING FRAME, 4 MODULES, FOR ENTRANCE PANELS

Natural anodised aluminium finishing frame, 4 vertically-aligned modules. Dimensions (L x H x D): 149 x 419 x 3 mm

31144

FLUSH-MOUNTED FINISHING FRAME, 2X2 MODULES, FOR ENTRANCE PANELS

Natural anodised aluminium finishing frame, 4 modules. Dimensions (L x H x D): 276 x 239 x 3 mm

31146

FLUSH-MOUNTED FINISHING FRAME, 2X3 MODULES, FOR ENTRANCE PANELS

Natural anodised aluminium finishing frame, 6 modules. Dimensions (L x H x D): 276 x 329 x 3 mm

31149

FLUSH-MOUNTED FINISHING FRAME, 3X3 MODULES, FOR ENTRANCE PANELS

Natural anodised aluminium finishing frame, 9 modules. Dimensions (L x H x D): 403 x 329 x 3 mm

3110/1A

FLUSH-MOUNTED BOX FOR 1 ULTRA MODULE

Flush-mounted box for external 1-module entrance panels. Can also be installed on plasterboard walls (using optional accessories). Dimensions (L x H x D): 123.5 x 122.5 x 50 mm.

3110/2A

FLUSH-MOUNTED BOX FOR 2 ULTRA MODULES

Flush-mounted box for 2-module external entrance panels. Can also be installed on plasterboard walls (using optional accessories). Dimensions (L x H x D): 123.5 x 212.5 x 50 mm.

3110/3A

FLUSH-MOUNTED BOX FOR 3 ULTRA MODULES

Flush-mounted box for 3-module external entrance panels. Can also be installed on plasterboard walls (using optional accessories). Dimensions (L x H x D): 123.5 x 302.5 x 50 mm.

3110/4A

FLUSH-MOUNTED BOX FOR 4 ULTRA MODULES

Flush-mounted box for 4-module external entrance panels. Can also be installed on plasterboard walls (using optional accessories). Dimensions (L x H x D): 123.5 x 392.5 x 50 mm.





SURFACE-MOUNTED ACCESSORIES



UT9171
UT9171W
UT9171B

WALL HOUSING FOR 1 ULTRA MODULE

1-module wall housing for Ultra entrance panel, colour silver RAL9006. Consists of a metal support that secures the modules without using screws and with a finishing frame in die-cast aluminium given a cataphoresis treatment to increase its resistance to chemical and environmental corrosion, including damage from UV rays. Just 35 mm protrusion from the wall.

Dimensions (L x H x D): 110 x 107 x 35 mm.

Also available in versions: **White RAL9010 (UT9171W)** and **Black RAL9005 (UT9171B)**.



UT9172
UT9172W
UT9172B

WALL HOUSING FOR 2 ULTRA MODULES

2-module wall housing for Ultra entrance panel, colour silver RAL9006. Consists of a metal support that secures the modules without using screws and with a finishing frame in die-cast aluminium given a cataphoresis treatment to increase its resistance to chemical and environmental corrosion, including damage from UV rays. Just 35 mm protrusion from the wall.

Dimensions (L x H x D): 110x198x35mm.

Also available in versions: **White RAL9010 (UT9172W)** and **Black RAL9005 (UT9172B)**.



UT9173
UT9173W
UT9173B

WALL HOUSING FOR 3 ULTRA MODULES

3-module wall housing for Ultra entrance panel, colour silver RAL9006. Consists of a metal support that secures the modules without using screws and with a finishing frame in die-cast aluminium given a cataphoresis treatment to increase its resistance to chemical and environmental corrosion, including damage from UV rays. Just 35 mm protrusion from the wall.

Dimensions (L x H x D): 110 x 289 x 35 mm.

Also available in versions: **White RAL9010 (UT9173W)** and **Black RAL9005 (UT9173B)**.



UT9174
UT9174W
UT9174B

WALL HOUSING FOR 4 ULTRA MODULES

4-module wall housing for Ultra entrance panel, colour silver RAL9006. Consists of a metal support that secures the modules without using screws and with a finishing frame in die-cast aluminium given a cataphoresis treatment to increase its resistance to chemical and environmental corrosion, including damage from UV rays. Just 35 mm protrusion from the wall.

Dimensions (L x H x D): 110 x 380 x 35 mm.

Also available in versions: **White RAL9010 (UT9174W)** and **Black RAL9005 (UT9174B)**.



UT9174H

WALL HOUSING 2X2 ULTRA MODULES

4-module wall housing (2 supports of 2 side-by-side modules) for Ultra entrance panel, colour silver RAL9006. Consists of a metal support that secures the modules without using screws and with a finishing frame in die-cast aluminium given a cataphoresis treatment to increase its resistance to chemical and environmental corrosion, including damage from UV rays. Just 35 mm protrusion from the wall. The cable for connecting the modules side by side is supplied. Dimensions (L x H x D): 221 x 198 x 35 mm.



UT9176

WALL HOUSING FOR 6 ULTRA MODULES

6-module wall housing (2 supports of 3 side-by-side modules) for Ultra entrance panel, colour silver RAL9006. Consists of a metal support that secures the modules without using screws and with a finishing frame in die-cast aluminium given a cataphoresis treatment to increase its resistance to chemical and environmental corrosion, including damage from UV rays. Just 35 mm protrusion from the wall. The cable for connecting the modules side by side is supplied. Dimensions (L x H x D): 221 x 289 x 35 mm.



UT9178

WALL HOUSING FOR 8 ULTRA MODULES

8-module wall housing (2 supports of 4 side-by-side modules) for Ultra entrance panel, colour silver RAL9006. Consists of a metal support that secures the modules without using screws and with a finishing frame in die-cast aluminium given a cataphoresis treatment to increase its resistance to chemical and environmental corrosion, including damage from UV rays. Just 35 mm protrusion from the wall. The cable for connecting the modules side by side is supplied. Dimensions (L x H x D): 221 x 380 x 35 mm.



UT9179

WALL HOUSING FOR 9 ULTRA MODULES

9-module wall housing (3 supports of 3 side-by-side modules) for Ultra entrance panel, colour silver RAL9006. Consists of a metal support that secures the modules without using screws and with a finishing frame in die-cast aluminium given a cataphoresis treatment to increase its resistance to chemical and environmental corrosion, including damage from UV rays. Just 35 mm protrusion from the wall. The cable for connecting the modules side by side is supplied. Dimensions (L x H x D): 332 x 289 x 35 mm.

3649/1

HOUSING FOR 45° ENTRANCE PANEL TILT, 1 MODULE

Housing for 45° entrance panel tilt, 1 module. Dimensions 183x130x100 mm



3649/2

HOUSING FOR 45° ENTRANCE PANEL TILT, 2 MODULES

Housing for 45° entrance panel tilt, 2 modules. Dimensions 183x242x100 mm

3649/3

HOUSING FOR 45° ENTRANCE PANEL TILT, 3 MODULES

Housing for 45° entrance panel tilt, 3 modules. Dimensions 183x354x100 mm



UT9191
UT9191W
UT9191B

RAIN SHIELD FLUSH-MOUNTED 1 MODULE ULTRA

Rain shield for wall housing, 1 module, for Ultra entrance panel. Made of grey-coloured anodised aluminium. Dimensions (L x H x D): 116 x 112 x 57 mm.

Also available in versions: **White RAL9010 (UT9191W)** and **Black RAL9005 (UT9191B)**.

UT9192
UT9192W
UT9192B

RAIN SHIELD WALL HOUSING 2 MODULES ULTRA

Rain shield for wall housing, 2 modules, for Ultra entrance panel. Made of grey-coloured anodised aluminium. Dimensions (L x H x D): 116 x 203 x 57 mm.

Also available in versions: **White RAL9010 (UT9192W)** and **Black RAL9005 (UT9192B)**.

UT9193
UT9193W
UT9193B

RAIN SHIELD WALL HOUSING 3 MODULES ULTRA

Rain shield for wall housing, 3 modules, for Ultra entrance panel. Made of grey-coloured anodised aluminium. Dimensions (L x H x D): 116 x 293 x 57 mm.

Also available in versions: **White RAL9010 (UT9193W)** and **Black RAL9005 (UT9193B)**.

UT9194
UT9194W
UT9194B

RAIN SHIELD WALL HOUSING 4 MODULES ULTRA

Rain shield for wall housing, 4 modules, for Ultra entrance panel. Made of grey-coloured anodised aluminium. Dimensions (L x H x D): 116 x 385 x 57 mm.

Also available in versions: **White RAL9010 (UT9194W)** and **Black RAL9005 (UT9194B)**.

UT9194H

RAIN SHIELD FLUSH-MOUNTED 2X2 MODULES ULTRA

Rain shield for wall housing, 4 modules (2 supports of 2 side-by-side modules), for Ultra entrance panel. Made of grey-coloured anodised aluminium. Dimensions (L x H x D): 227 x 203 x 57 mm.

UT9196

RAIN SHIELD WALL HOUSING 6 MODULES ULTRA

Rain shield for wall housing, 6 modules (2 supports of 3 side-by-side modules), for Ultra entrance panel. Made of grey-coloured anodised aluminium. Dimensions (L x H x D): 227 x 293 x 57 mm.

UT9198

RAIN SHIELD WALL HOUSING 8 MODULES ULTRA

Rain shield for wall housing, 8 modules (2 supports of 4 side-by-side modules), for Ultra entrance panel. Made of grey-coloured anodised aluminium. Dimensions (L x H x D): 227 x 385 x 57 mm.

UT9199

RAIN SHIELD WALL HOUSING 9 MODULES ULTRA

Rain shield for wall housing, 9 modules (3 supports of 3 side-by-side modules), for Ultra entrance panel. Made of grey-coloured anodised aluminium. Dimensions (L x H x D): 338 x 293 x 57 mm.



3639/0 **STAND FOR SURFACE-MOUNTED ENTRANCE PANELS, HEIGHT 170 CM**
Stand for surface-mounted Ultra, Powercom, Ikall and Ikall Metal entrance panels. Dimensions (L x H x D): 18 x 170 x 7.5 cm.

3639/1 **STAND FOR 1-MODULE ENTRANCE PANELS, HEIGHT 170 CM**
Stand for 1-module Ultra, Powercom, Ikall and Ikall Metal entrance panels, dimensions (LxHxD): 18 x 170 x 7.5 cm

3639/2 **STAND FOR 2-MODULE ENTRANCE PANELS, HEIGHT 170 CM**
Stand for 2-module Ultra, Powercom, Ikall and Ikall Metal entrance panels, dimensions (LxHxD): 18 x 170 x 7.5 cm

3639/3 **STAND FOR 3-MODULE ENTRANCE PANELS, HEIGHT 170 CM**
Stand for 3-module Ultra, Powercom, Ikall and Ikall Metal entrance panels, dimensions (LxHxD): 18 x 170 x 7.5 cm

3639/4 **STAND FOR 4-MODULE ENTRANCE PANELS, HEIGHT 170 CM**
Stand for surface-mounted Ultra, Powercom, Ikall and Ikall Metal entrance panels. Dimensions (L x H x D): 18 x 170 x 7.5 cm

3640/0 **STAND FOR SURFACE-MOUNTED ENTRANCE PANELS, HEIGHT 117 CM**
Stand for surface-mounted Ultra, Powercom, Ikall and Ikall Metal entrance panels. Dimensions (L x H x D): 18 x 117 x 7.5 cm.

3640/1 **STAND FOR 1-MODULE ENTRANCE PANELS, HEIGHT 117 CM**
Stand for surface-mounted Ultra, Powercom, Ikall and Ikall Metal entrance panels. Dimensions (L x H x D): 18 x 117 x 7.5 cm.

3640/2 **STAND FOR 2-MODULE ENTRANCE PANELS, HEIGHT 117 CM**
Stand for surface-mounted Ultra, Powercom, Ikall and Ikall Metal entrance panels. Dimensions (L x H x D): 18 x 117 x 7.5 cm.

3640/3 **STAND FOR 3-MODULE ENTRANCE PANELS, HEIGHT 117 CM**
Stand for surface-mounted Ultra, Powercom, Ikall and Ikall Metal entrance panels. Dimensions (L x H x D): 18 x 117 x 7.5 cm.

3640/4 **STAND FOR 4-MODULE ENTRANCE PANELS, HEIGHT 117 CM**
Stand for surface-mounted Ultra, Powercom, Ikall and Ikall Metal entrance panels. Dimensions (L x H x D): 18 x 117 x 7.5 cm.



UT9141 **ULTRA ADAPTER PLATE FOR 1-MODULE BOXES**
Plate used to install Ultra series surface-mounted external units in 1-module flush-mounted boxes made by leading competitors. Made of grey-coloured anodised aluminium. Dimensions (L x H x D): 140 x 139 x 3 mm.

UT9142 **ULTRA ADAPTER PLATE FOR 2-MODULE BOXES**
Plate used to install Ultra series surface-mounted external units in 2-module flush-mounted boxes made by leading competitors. Made of grey-coloured anodised aluminium. Dimensions (L x H x D): 140 x 229 x 3 mm.

UT9143 **ULTRA ADAPTER PLATE FOR 3-MODULE BOXES**
Plate used to install Ultra series surface-mounted external units in 3-module flush-mounted boxes made by leading competitors. Made of grey-coloured anodised aluminium. Dimensions (L x H x D): 140 x 320 x 3 mm.

UT9144 **ULTRA ADAPTER PLATE FOR 4-MODULE BOXES**
Plate used to install Ultra series surface-mounted external units in 4-module flush-mounted boxes made by leading competitors. Made of grey-coloured anodised aluminium. Dimensions (L x H x D): 140 x 410 x 3 mm.





ACCESSORIES



UT9110

NAMEPLATE LABEL SHEETS FOR ULTRA ENTRANCE PANEL

The kit contains 5 sheets of adhesive labels for nameplates and 1 sheet for the info module.



UT9331

THIRD-PARTY PLATE ADAPTER. 1 ULTRA MODULE

Adapter for mounting 1 Ultra module, flush-mounted, on third-party plates from the rear. The thickness of the plate can vary between 1.5 and 3 mm. The adapter is ready to be installed on 2.5 mm thick plates. Dimensions (L x H x D): 138 x 150 x 37 mm.



UT9332

THIRD-PARTY PLATE ADAPTER. 2 ULTRA MODULES

Adapter for mounting 2 Ultra modules, flush-mounted, on third-party plates from the rear. The thickness of the plate can vary between 1.5 and 3 mm. The adapter is ready to be installed on 2.5 mm thick plates. Dimensions (L x H x D): 138 x 240.7 x 37 mm.



UT9333

THIRD-PARTY PLATE ADAPTER. 3 ULTRA MODULES

Adapter for mounting 3 Ultra modules, flush-mounted, on third-party plates from the rear. The thickness of the plate can vary between 1.5 and 3 mm. The adapter is ready to be installed on 2.5 mm thick plates. Dimensions (L x H x D): 138 x 331.4 x 37 mm.



UT3063U


8-BUTTON INTERFACE SIMPLEBUS 1-2/VIP FOR SINGLE PLATE

Interface for the management of 8 buttons, for use with single-plate outdoor entrance panels. Compatible with all systems. Works in conjunction with audio or audio/video modules for the Ultra series entrance panel. Complete with 475 mm long cable with connectors for connection to the audio or audio/video module, or other button interfaces. Cable connection via spring-loaded terminal block. Dimensions (L x H x D): 74 x 42 x 18 mm.

UT9331P

PLASTERBOARD FIXING KIT. 1 ULTRA MODULE

Kit for installing the 1-module Ultra entrance panel on plasterboard walls.



UT9332P

PLASTERBOARD FIXING KIT. 2 ULTRA MODULES

Kit for installing the 2-module Ultra entrance panel on plasterboard walls.

UT9333P

PLASTERBOARD FIXING KIT. 3 ULTRA MODULES

Kit for installing the 3-module Ultra entrance panel on plasterboard walls.

UT9334P

PLASTERBOARD FIXING KIT. 4 ULTRA MODULES

Kit for installing the 4-module Ultra entrance panel on plasterboard walls.



UT9333G

ULTRA INSTALLATION KIT FOR GLASS, 3 MODULES

Kit for installing the 3-module Ultra entrance panel on glass walls.

KIT



ULTRA SB1 VIDEO+TOUCH COMPLETE ENTRANCE PANEL

Ultra series flush-mounted audio/video entrance panel with 5" touch-screen module, for Simplebus 1 system. For use in systems with power supply unit art. 1595. Twilight sensor for touch-screen backlighting management. Omnidirectional digital microphone and dual loudspeaker for high-fidelity audio. Wide-angle colour video camera with 120° horizontal and 90° vertical field of vision. Audio-visual indications for disabled individuals assistance request. 5" capacitive display with high visibility and impact-proof glass, plus white or black theme selection. Easy-to-use graphic interface, can be customised with virtual call buttons or with a number keypad to call users when the relevant code is known. Access control function with activation of the audio or audio/video module outputs and the system actuators. Buttons can be customised for direct calls to the switchboard, commercial activities with corresponding logos and to display welcome messages. Has a Wiegand output for interfacing with access control systems, an RFID reader for activation of an opening using keys or Comelit cards and a Bluetooth connection. Consists of audio/video module art. UT1020, Touch module art. UT9270, frame art. UT9163 and flush-mounted box art. 3110/3. 10 mm protrusion from the wall. Dimensions (L x H x D): 125.5x317.5x55 mm.



**UT1090
UT1090B
UT1090W
UT1090S**

STANDARD ULTRA VIDEO SYSTEM KIT, SB2 CONNECTED

Ultra series basic expandable audio/video system kit for Simplebus 2 system with kit K1406 for the forwarding of video entry phone calls to smartphones/tablets in a Simplebus 2 system, with a year's connection included. SimpleApp, available to download free of charge from the Google and Apple stores, can be used to answer calls remotely and to send door opening commands. Call receipt on the app is available if at least one Comelit internal unit is installed inside the apartment. The kit consists of 1 x 2-wire audio/video module art. UT2020; 1 x 2-wire power supply unit art. 1210A; 1 art. K1406, call forwarding kit.



UT9000CON

ULTRA SB2 VIDEO+TOUCH COMPLETE ENTRANCE PANEL

Ultra series flush-mounted audio/video entrance panel with 5" touch-screen module, for Simplebus 2 system. To be used in systems with power supply unit art. 1210 / 1210A. Twilight sensor for touch-screen backlighting management. Omnidirectional digital microphone and dual loudspeaker for high-fidelity audio. Wide-angle colour video camera with 120° horizontal and 90° vertical field of vision. Audio-visual indications for disabled individuals assistance request. 5" capacitive display with high visibility and impact-proof glass, plus white or black theme selection. Easy-to-use graphic interface, can be customised with virtual call buttons or with a number keypad to call users when the relevant code is known. Access control function with activation of the audio or audio/video module outputs and the system actuators. Buttons can be customised for direct calls to the switchboard, commercial activities with corresponding logos and to display welcome messages. Has a Wiegand output for interfacing with access control systems, an RFID reader for activation of an opening using keys or Comelit cards and a Bluetooth connection. Consists of audio/video module art. UT2020, Touch module art. UT9270, frame art. UT9163 and flush-mounted box art. 3110/3. 10 mm protrusion from the wall. Dimensions (L x H x D): 125.5x317.5x55 mm.



**UT2090
UT2090B
UT2090W
UT2090S**

ULTRA VIP VIDEO+TOUCH COMPLETE ENTRANCE PANEL

Ultra series flush-mounted audio/video entrance panel with 5" touch-screen module, for IP (ViP) system. Twilight sensor for touch-screen backlighting management. Omnidirectional digital microphone and dual loudspeaker for high-fidelity audio. Wide-angle colour video camera with 160° horizontal and 100° vertical field of vision. Audio-visual indications for disabled individuals assistance request. 5" capacitive display with high visibility and impact-proof glass, plus white or black theme selection. Easy-to-use graphic interface, can be customised with virtual call buttons or with a number keypad to call users when the relevant code is known. Access control function with activation of the audio or audio/video module outputs and the system actuators. Buttons can be customised for direct calls to the switchboard, commercial activities with corresponding logos and to display welcome messages. Has a Wiegand output for interfacing with access control systems, an RFID reader for activation of an opening using keys or Comelit cards and a Bluetooth connection. Consists of audio/video module art. UT8020, Touch module art. UT9270, frame art. UT9163 and flush-mounted box art. 3110/3. 10 mm protrusion from the wall. Dimensions (L x H x D): 125.5x317.5x55 mm.



**UT8090
UT8090S**



KVU8190

SIMPLEBUS 2 ULTRA KIT WITH MINI HANDSET

Single-family kit for Simplebus 2. Suitable for installation in residential, commercial or office buildings. The kit is supplied programmed and ready to use. The kit consists of 1 flush-mounted Ultra series external entrance panel art. UT2020/4 with call button art. UT9211M, 1 Mini series door entry monitor with handset art. 6701W, and all the accessories required to construct the system.



KVU8190S

WALL-MOUNTED ULTRA KIT + MINI HANDSET, SIMPLEBUS2

Single-family kit for Simplebus 2. Suitable for installation in residential, commercial or office buildings. The kit is supplied pre-programmed and ready to use. The kit consists of 1 surface-mounted Ultra entrance panel art. UT2020/4 with call button art. UT9211M and housing art. UT9171, 1 Mini series door entry monitor with handset art. 6701W and all the accessories required to create the system.



KVU8190V

ULTRA KIT AND SIMPLEBUS 2 MINI HANDS-FREE

Single-family kit for Simplebus 2. Suitable for installation in residential, commercial or office buildings. The kit is supplied pre-programmed and ready to use. The kit consists of 1 flush-mounted Ultra entrance panel art. UT2020/4 with call button art. UT9211M, no.? 1 Hands-free Mini series door entry monitor art. 6721W and all the accessories required to create the system.



KVU8190W

SIMPLEBUS 2 WI-FI ULTRA KIT WITH MINI HANDSFREE

Single-family kit for Simplebus 2. Suitable for installation in residential, commercial or office buildings. The kit is supplied programmed and ready to use. When used in conjunction with the Comelit app (available to download free of charge from the Google and Apple stores) and/or the Alexa voice assistant, it can be used to answer calls directly from your smartphone/tablet/Alexa device, both locally and remotely. It can be used to enable the "Face recognition" function, to automatically - once a person has been recognised - send a lock-release command (enabled by default), trigger an actuator to control a light or additional opening and receive notification when a known individual makes a call. The kit consists of 1 flush-mounted Ultra series external entrance panel art. UT2020/4 with call button art. UT9211M, 1 Mini series Wi-Fi door entry monitor art. 6741W, and all the accessories required to construct the system.



KVU8507

SURF.-MNT SING.-FAM. ULTRA KIT, VIP MAXI WI-FI 7"

Single-family kit with ULTRA audio/video external unit and MAXI 7" Wi-Fi door entry monitor for ViP system. Suitable for installation in homes, commercial properties or offices. The kit is supplied pre-programmed and ready to use, and can be expanded with other products in the ViP catalogue. When used in conjunction with the Comelit app (available to download free of charge from the Google and Apple stores) and/or the Alexa voice assistant, it can be used to answer calls directly from your smartphone/tablet/Alexa device, both locally and remotely. The kit includes: 1 art. UT8020 - ultra IP audio/video module, 1 art. UT9171 - wall housing for 1 ultra modules, 1 art. 6842WK - white Maxi 7" Wi-Fi monitor for kit, 1 art. 6817 - flush-mounted box for Maxi monitor, 1 art. 6820 - wall support for Maxi monitor, 1 art. 1440 - floor branch, 1 art. 1441B - 30W power supply unit.



KVU8508

SURF.-MNT SING.-FAM. ULTRA KIT, VIP MINI SLAVE GW

Single-family kit with ULTRA audio/video external unit, slave apartment gateway and MINI door entry monitor for ViP system. Suitable for installation in homes, commercial properties or offices. The kit is supplied pre-programmed and ready to use. When used in conjunction with the Comelit app (available to download free of charge from the Google and Apple stores), it can be used to answer calls directly from your smartphone/tablet, both locally and remotely, and to share QR codes for enabling the entrance door lock. The kit includes: 1 art. UT8020 - ultra IP audio/video module, 1 art. 6722W - white MINI monitor, 1 art. 1456S - slave apartment gateway, 1 art. 1441B - 30W power supply unit.



KVU8509

SURF.-MNT SING.-FAM. ULTRA KIT, AND MASTER GW. VIP

Single-family kit with ULTRA audio/video external unit and number keypad, multi-user gateway and one master licence for ViP system. Suitable for installation in homes, commercial properties or offices. The kit is supplied pre-programmed and ready to use, and can be expanded with other products in the ViP catalogue. When used in conjunction with the Comelit App (available to download free of charge from the Google and Apple stores), it can be used to answer calls directly from your smartphone/tablet, both locally and remotely, and to share virtual keys in number form or QR codes for opening the entrance door lock. The kit includes: 1 art. UT8020 - ultra IP audio/video module, 1 art. UT9172 - wall housing for 2 ultra modules, 1 art. UT9279M - ultra number keypad module, 1 art. 1456B - multi-user gateway for ViP system, 1 art. 1456B/M1 - single master licence for 1456B supplied on USB device, 1 art. 1441B - 30W power supply unit.

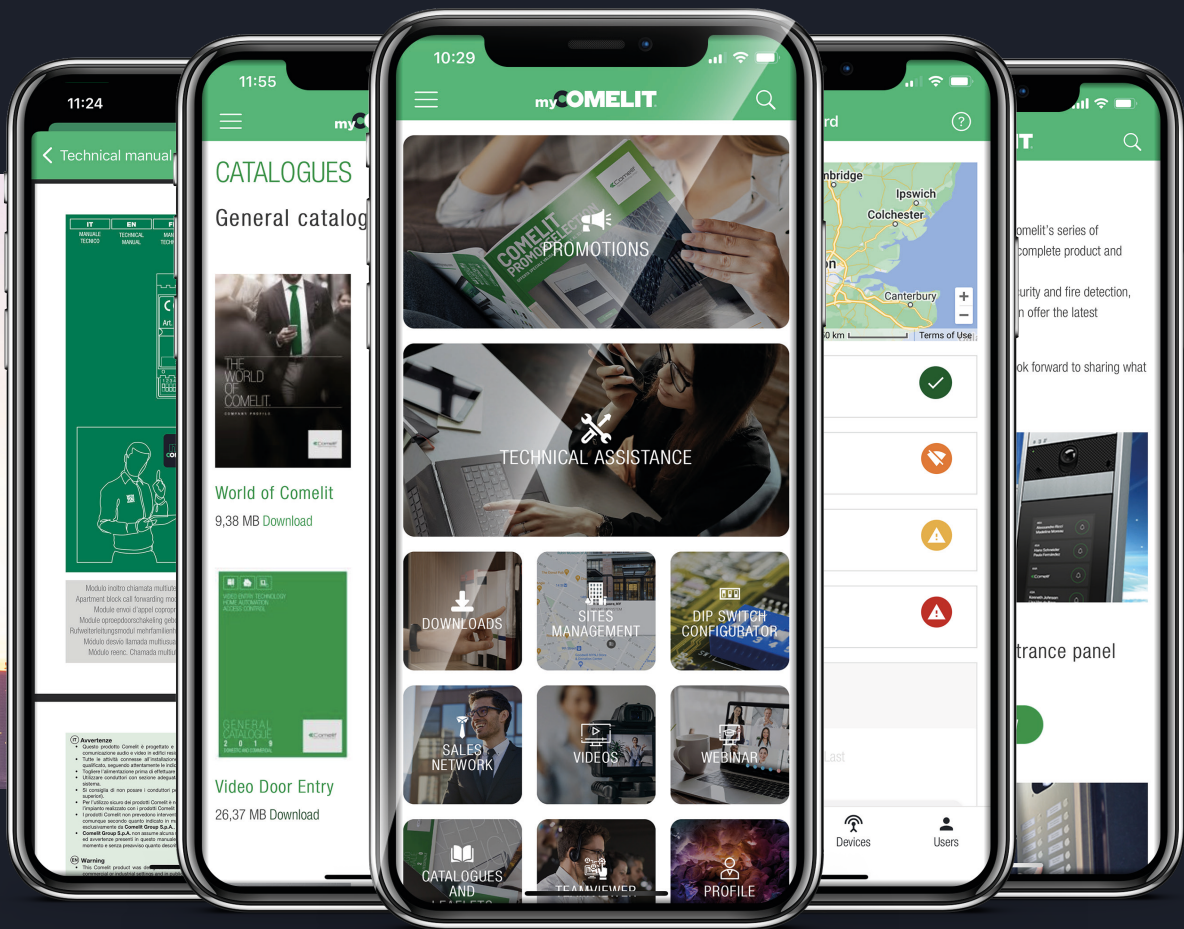


MYCOMELIT APP

Designed to meet your needs.

Simple, straightforward and customised.


Thanks to all the services it provides, MyComelit makes work easier for all **industry professionals**: Installers, System integrators, Building managers, Designers, Security managers, Sales assistants and Architects.



myCOMELIT®

THE APP YOU WON'T BE ABLE TO DO WITHOUT!

What are you waiting for?



JOIN THE MYCOMELIT WORLD NOW!



cod. 2652001152

The brands and trade names cited in this publication are the property of their respective owners. Product dimensions derived from the images are purely indicative.