



DA-LITE
A brand of  Legrand

ELECTRONICS ENHANCEMENTS

Affects Select Electric Screen Products
With Built-In Low Voltage Control

ELECTRONICS ENHANCEMENTS

Affects Select Electric Screen Products With Built-In Low Voltage Control

Our motors with built-in low voltage control (some may recognize these as “Smart” Motors) are soon to be enhanced to provide a more efficient and user-friendly installation experience.



*When paired with the **Screen Control Accessory**

AFFECTED PRODUCTS

Screen Category	Product
Ceiling Recessed Electric Screens	Tensioned Advantage® and Advantage
	Tensioned Advantage and Advantage with SightLine™
Ceiling Mounted/Wall Mounted Electric Screens	Tensioned Cosmopolitan® and Cosmopolitan (with L or LS suffix)
	Tensioned Contour® and Contour

PREVIOUS DESIGN VS. NEW DESIGN

Examining the Upgrades

PREVIOUS DESIGN

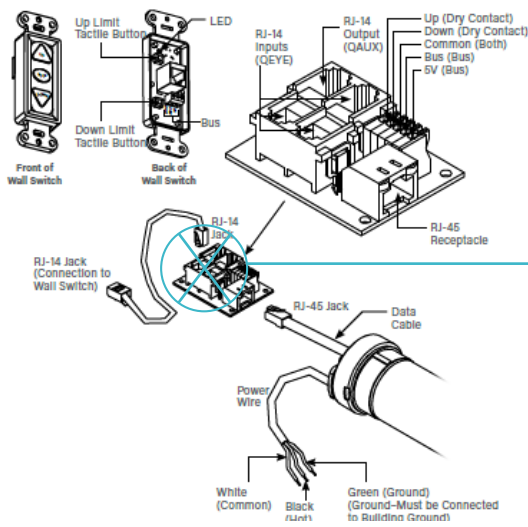


Figure 1

The **Splitter**, in the previous design, has been eliminated (Figure 1) and has been **replaced by a coupler and wall switch enhancements** (Figure 2).

NEW DESIGN

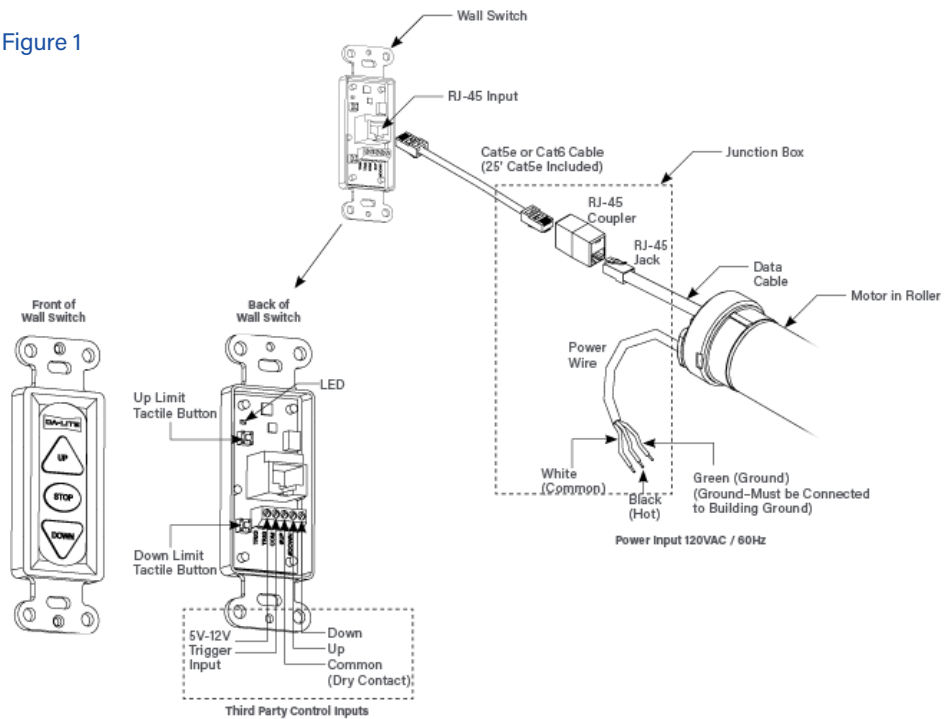



Figure 2

NEW DESIGN

Low Voltage Wall Switch



Front



Back

Screen Control At Your Fingertips

What's Not Changing?

- Wall switch still comes standard with screen purchase.
- Motor limit settings still located on back of wall switch.

What's New?

- Ethernet RJ-45 port to connect either directly to the screen or through the screen controller accessory using standard Cat5e or Cat6 cables.

Why We Like It?

- Third-party connections – this is important if purchased without a screen controller accessory.
 - Video projector trigger connection.
 - Dry contact interface connections.



TAKE

ACTION

NOW!

What We're Asking You to Do

For Third-Party Controller Projects:

If you're planning a project with connection to a third-party controller:

- Dry contact connections for momentary contact closure are now located on the back of the wall switch.
- Additionally, we have also added a trigger input for a 5-12V signal to the back of the wall switch.
- Wiring from your third-party controller will now run to the wall switch instead of the screen's junction box.

What if I'm not planning on mounting the wall switch to operate the screen?

- **Option 1** - Place the wall switch in the ceiling near the screen and run your third-party connections to the screen as you would have done in the past.
- **Option 2** - Run the category cable from the screen to the rack and place the wall switch inside the rack. This provides a convenient location for connecting to a third-party control device and a back-up location for screen operation and limit switch adjustment.

For Wall Switch Only Projects:

Flexible Connectivity: Choosing Cat5e or Cat6 Cable for Your System:

- Now you can use Cat5e or Cat6 cable instead of using our proprietary cable or your own cable. Run category cable from the screen to the wall switch. Adjusting limits remains the same.



NEW ACCESSORIES

With Enhanced Control Options

NEW!

01 SCREEN CONTROL ACCESSORY



All-in-one accessory that provides multiple control options

02 LUXUL POE INJECTOR



For when power supply over ethernet with the network is unavailable

Why We Like it?

- If connected to the network, IP interface feedback/visibility for running the screen up and down (especially important for remote connections).
- Wireless remote compatible – RF (BLE) or infrared
- Connections
 - RS-232
 - Video projector trigger
 - Dry contact interface
 - Ethernet

What's New?

- Legrand | AV solutions made available to enhance Da-Lite electronic accessory line-up.

Why We Like It?

- Power supply option for Screen Controller Accessory if not connected to building network.

Note: If you're not using the Screen Control Accessory on your network, see the **Luxul PoE Injector**.

NEW ACCESSORIES

With Enhanced Control Options

ENHANCED!

03 RF (BLE) REMOTE



Remote functionality for operation up to 30 feet away

04 INFRARED REMOTE AND RECEIVER



Remote functionality for operation up to 50 feet away

What's New?

- Offers simple pairing with Screen Controller Accessory.

Why We Like It?

- Connects to screen controller accessory to provide remote functionality.
- Two memory recall position buttons.
- AAA batteries included.

Why We Like It?

- Connects to Screen Controller Accessory to provide remote functionality.
- Ideal for rooms with RF interference
- Receiver compatible with third-party controllers that can learn IR codes.
- AAA batteries included.

PART NUMBERS

Da-Lite Number	Description
DL15316	Screen Controller
DL16521	Screen Controller with PoE Injector
DL16522	Screen Controller with RF (BLE) Remote
DL16523	Screen Controller with RF (BLE) Remote and PoE Injector
DL16524	Screen Controller with Infrared (IR) Remote
DL16525	Screen Controller with Infrared Remote and PoE Injector

QUESTIONS & ANSWERS

Get the Help You Need

How will I recognize if the product that I receive has been transitioned to the enhanced controls?

- Products that have received the enhanced controls will be identified with the label pictured here.



Who can I contact for more information?

- Tech Support: av.da-lite.techsupport@legrand.com
- Sales Associate: https://www.legrandav.com/contact_us/sales_directory

DA-LITE
A brand of  Legrand



DA-LITE
A brand of  Legrand

LEGRAND | AV COMMERCIAL BRANDS

C2G | Chief | Da-Lite | Luxul | Middle Atlantic | Vaddio | Wiremold

FOR YOUR IMAGE | legrandav.com

USA 866.977.3901 av.da-lite.support@legrand.com CANADA 877.345.4329 av.da-lite.support@legrand.com
EMEA +31 495 580 840 av.emea.sales@legrand.com APAC +852 2145 4099 av.asia.sales@legrand.com

©2023 Legrand AV Inc. 230925 Rev A 12/23 Da-Lite is a registered trademark of Legrand AV Inc. All other brand names or marks are used for identification purposes and are trademarks of their respective owners. All patents are protected under existing designations. Other patents pending.