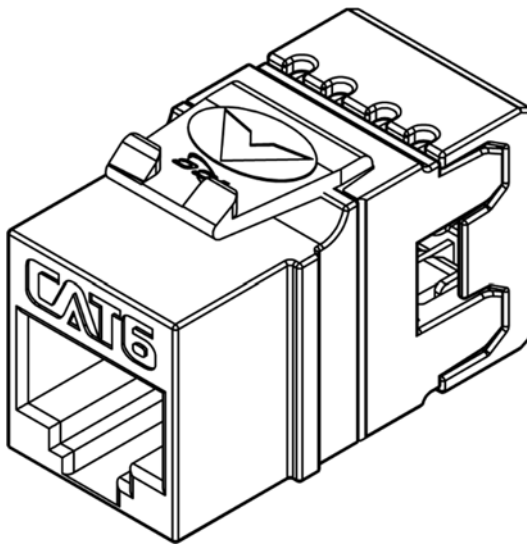


# CAT 6 HD Modular Connector



## Package Includes:

A. CAT 6 HD Module, 1 Piece

B. Wire Cap, 1 Piece

## Features and Benefits

- CAT 6 rated connectors provide excellent performance for data networks requiring maximum speed and bandwidth.
- PCB technology provides maximum performance and superior signal quality.
- Enhanced crosstalk cancellation reduces return loss and improves performance by rejecting noise and unwanted signals.
- Exceeds ANSI/TIA-568.2-D requirements for permanent, channel link and component performances.
- Engineered to provide 110 IDC termination reducing installation time
- Reduced rear footprint allows for greater connectivity density and provides for more port configurations in a smaller area
- Includes an integrated TIA-568A/B color wiring diagram
- Backwards compatible to all lower rated category components
- Compatible with all IC107 faceplates, inserts, surface mount boxes, and blank patch panels
- Used with ICC Category 6 ICPCSK series patch cords, JackEasy™ Termination Tool ICACSPDTEH, and 110 punch down tool ICACSPDT00
- Available in almond, black, blue, gray, green, ivory, orange, purple, red, white, and yellow
- UL 1863 compliant
- Country Of Origin: Taiwan
- TAA Compliant

Note: \* Check faceplates, inserts, surface mount boxes, bezel, or blank patch panel part for compatibility\*

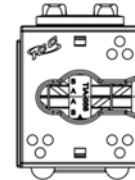
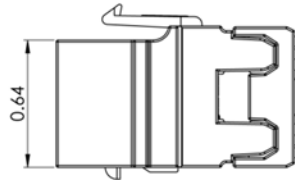
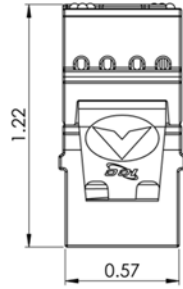
Part No: IC1078F6XX

Rev: P

Page 1 of 2

| 888-ASK-4ICC | [icc.com](http://icc.com) | [csr@icc.com](mailto:csr@icc.com) |





**NOTE: UNLESS OTHERWISE SPECIFIED**

1. CAT 6 Module:

A. Electrical:

- Current Rating: 1.5 AMPS
- Insulation Resistance: 500 MOHMS Min
- Contact Resistance: 20 MOHMS Max
- DC Resistance: 0.1 OHM Max

CAT 6 Connecting Hardware Requirements												
Frequency (MHz)	1.0	4.0	8.0	10.0	16.0	20.0	25.0	31.25	62.5	100	200	250
NEXT Loss (dB)	75.0	75.0	75.0	74.0	69.9	68.0	66.0	64.1	58.1	54.0	48.0	46.0
FEXT Loss (dB)	75.0	71.1	65.0	63.1	59.0	57.1	55.1	53.2	47.2	43.1	37.1	35.1
RETURN Loss (dB)	30.0	30.0	30.0	30.0	30.0	30.0	30.0	30.0	28.1	24.0	18.0	16.0
Insertion Loss (dB)	0.10	0.10	0.10	0.10	0.20	0.20	0.20	0.11	0.16	0.20	0.3	0.3

-Transmission Performance Exceeds Category 6 Connecting Hardware Requirements specified in ANSI/TIA-568.2-D when used with compatible horizontal cable

B. Mechanical:

- Plug Insertion Life: 750 Cycles Min
- Plug & Jack Contact Force: 100 Grams Min

Using FCC approved plug

- Plug Retention Force: 50N (11 LBS) for 60s ± 5s
- Temperature: -40° to 150°F (-40° to 68°C)

**WIRING DIAGRAM**



C. Physicals:

- Housing: High Impact, Flame Retardant Plastic, UL 94V-0
- Jack Wiring: Phosphor Bronze Alloy Plated with 50 µin of Gold over 70~100 µin of Nickel
- Connector: Insulation Displacement Connector (IDC)  
Accepts 22~24 AWG Solid Wire

D. Colors: XX: BK-Black, BL-Blue, IV-Ivory, OR-Orange, RD-Red, & WH-White

2. Termination Cap:

- A. Material: PC, UL 94V-0
- B. Color: Transparent Red

