




THE CHAIR

So many options....

What's the Difference?



"The BRONCO"



"The ALPHA"



"The DEFENDER"



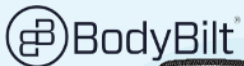
"The CAPTAIN"



"The KIRIN"



"The SCOUT"



"The MAVERICK"



"The CHIEF"



"The CREW"






THE CHAIR

So many options....

What's the Difference?



IRONHORSE 4000 SERIES
"THE BRONCO"
 HIGH BACK w/ HEADREST
 24/7 USE
 400lb WEIGHT RATING
 FULL ERGONOMIC ADJUSTMENT
 ANSI/BIFMA X5.1-2015
 FNEW 83-269
 BERRY Compliant
 MADE IN THE USA



BODYBILT NEXT24
"THE ALPHA"
 HIGH BACK w/ HEADREST
 24/7 USE
 300lb WEIGHT RATING
 SKYDEX TECHNOLOGY
 FULL ERGONOMIC ADJUSTMENT
 ANSI/BIFMA X7.1-2011 (R2021)
 ANSI/BIFMA E3-2019
 MAS CERTIFIED GREEN
 MADE IN THE USA



CONCEPT SEATING 3120
"THE DEFENDER"
 HIGH BACK w/ HEADREST
 24/7 USE
 550lb WEIGHT RATING
 FULL ERGONOMIC ADJUSTMENT
 ANSI/BIFMA X5.11
 FIRA 055:2005
 FNEW 83-269
 BERRY COMPLIANT
 MADE IN THE USA




CONCEPT SEATING 3150HR
"THE CAPTAIN"
 HIGH BACK w/ HEADREST
 24/7 USE
 550lb WEIGHT RATING
 FULL ERGONOMIC ADJUSTMENT
 ANSI/BIFMA X5.1a
 30% Higher - FNEW 83-269
 FIRA 055:2005
 BERRY COMPLIANT
 MADE IN THE USA



CONCEPT SEATING 3142R1
"THE KIRIN"
 HIGH BACK w/ HEADREST
 24/7 USE
 550lb WEIGHT RATING
 FULL ERGONOMIC ADJUSTMENT
 ANSI/BIFMA X5.1-2015
 FNEW 83-269
 BERRY COMPLIANT
 MADE IN THE USA



ULTRA SEAT SUPERVISOR
"THE SCOUT"
 HIGH BACK w/ HEADREST
 18/5 USE (OFFICE)
 350lb WEIGHT RATING
 5-WAY ERGONOMIC ADJUSTMENT
 MADE IN CANADA



BODYBILT MIDCELLI
"THE MAVERICK"
 MESH-BACK TASK CHAIR
 ONLY 24/7 RATED MESH CHAIR
 300lb WEIGHT RATING
 SKYDEX TECHNOLOGY
 FULL ERGONOMIC ADJUSTMENT
 ANSI/BIFMA X7.1-2011 (R2021)
 ANSI/BIFMA E3-2019
 MAS CERTIFIED GREEN
 MADE IN THE USA



CONCEPT SEATING 3150 TASK
"THE CHIEF"
 HIGH BACK w/ HEADREST
 24/7 USE
 400lb WEIGHT RATING
 FULL ERGONOMIC ADJUSTMENT
 ANSI/BIFMA X5.1-2015
 FNEW 83-269
 BERRY COMPLIANT
 MADE IN THE USA



STEELCASE SERIES 2
"THE CREW"
 MESH-BACK OFFICE CHAIR
 12/5 USE (OFFICE)
 400lb WEIGHT RATING
 FULL ERGONOMIC ADJUSTMENT
 BIFMA COMPLIANT
 CARBONNUESTRAL CERTIFIED
 MADE IN MEXICO



IT'S ALL ABOUT THE CHAIR...

“THE DEFENDER”

At Winsted we understand that Mission Critical Control Rooms are high-stress environments, and those standing watch work long shifts to support the mission. That's why the right chair is a critical part of the operator's environment. Chairs built and warranted for 24/7 intensive use with heavy-duty steel base construction and all the key ergonomic adjustments. Our chairs are all about supporting the operator, literally.

The Defender is all about supporting our armed service men and women. This chair is uniquely shaped to accommodate gun belts and holsters in a comfortable way, all while providing the best ergonomics available in a chair today.



CONCEPT SEATING

Product Specifications

| | |
|-----------------------|------------------------|
| Seat Pan Width | 21" |
| Back Height | 25" - 27" |
| Shoulder Width | 22" |
| Seat Height Range | 16" - 21.5" |
| Articulating Headrest | Yes |
| Frame Construction | 10 Gauge Steel |
| Seat Bottom Assembly | Ergo Air Suspension |
| Weight Rating | 550lbs |
| Warranty | 6-Year / 10-year Frame |

Certifications

| | |
|-------------------|-----------------|
| FNEW83-269A | ANSI/BIFMA |
| FIRA 055:2005 | BERRY Compliant |
| Country of Origin | USA |



IT'S ALL ABOUT THE CHAIR...

“THE CAPTAIN”

At Winsted we understand that Mission Critical Control Rooms are high-stress environments, and those standing watch work long shifts to support the mission. That's why the right chair is a critical part of the operator's environment. Chairs built and warranted for 24/7 intensive use with heavy-duty steel base construction and all the key ergonomic adjustments. Our chairs are all about supporting the operator, literally.

The Captain is a heavy-duty 24/7 use chair that combines a task chair with a headrest for a flexible operator chair. This chair features an all-steel frame, air suspension seat, adjustable armrests, replaceable covers, and a full host of ergonomic adjustments.



CONCEPT SEATING

Product Specifications

| | |
|-----------------------|------------------------|
| Seat Pan Width | 21" |
| Back Height | 21" - 31.5" |
| Shoulder Width | 22" |
| Seat Height Range | 16" - 21.5" |
| Articulating Headrest | Yes |
| Frame Construction | 10 Gauge Steel |
| Seat Bottom Assembly | Ergo Air Suspension |
| Weight Rating | 550lbs |
| Warranty | 6-Year / 10-year Frame |

Certifications

| | |
|-------------------|------------------|
| +30%↑ FNEW83-269A | ANSI/BIFMA X5.11 |
| FIRA 055:2005 | BERRY Compliant |
| Country of Origin | USA |



IT'S ALL ABOUT THE CHAIR...

“THE KIRIN”

At Winsted we understand that Mission Critical Control Rooms are high-stress environments, and those standing watch work long shifts to support the mission. That's why the right chair is a critical part of the operator's environment. Chairs built and warranted for 24/7 intensive use with heavy-duty steel base construction and all the key ergonomic adjustments. Our chairs are all about supporting the operator, literally.

The Kirin is a heavy-duty 24/7 chair that combines state of the art ergonomics with unmatched durability. This chair also features quick change slip covers to refresh its skin in minutes. Heavy Duty Steel Frame, Full Ergonomic Adjustments.. What more could you ask for.



CONCEPT SEATING

Product Specifications

| | |
|----------------------|------------------------|
| Seat Pan Width | 21" |
| Back Height | 25" - 31" |
| Shoulder Width | 22" |
| Seat Height Range | 18.5" - 21" |
| Seat Back Assembly | Ergo Air Suspension |
| Frame Construction | 10 Gauge Steel |
| Seat Bottom Assembly | Ergo Air Suspension |
| Weight Rating | 550lbs |
| Warranty | 6-Year / 10-year Frame |

Certifications

| | |
|-------------------|------------------|
| +30%↑ FNEW83-269A | ANSI/BIFMA X5.11 |
| FIRA 055:2005 | BERRY Compliant |
| Country of Origin | USA |



IT'S ALL ABOUT THE CHAIR...

“THE CHIEF”

At Winsted we understand that Mission Critical Control Rooms are high-stress environments, and those standing watch work long shifts to support the mission. That's why the right chair is a critical part of the operator's environment. Chairs built and warranted for 24/7 intensive use with heavy-duty steel base construction and all the key ergonomic adjustments. Our chairs are all about supporting the operator, literally.

The Chief is a heavy-duty 24/7 use task chair. This roomy chair is ideal when you don't want a headrest or for critical meeting and war rooms. This chair features an all-steel frame, air suspension seat, adjustable armrests, and a full host of ergonomic adjustments.

* Also available in wide width



CONCEPT SEATING

Product Specifications

| | |
|-----------------------|------------------------|
| Seat Pan Width | 21" |
| Back Height | 21" - 24" |
| Shoulder Width | 22" |
| Seat Height Range | 18.5" – 22.75" |
| Articulating Headrest | Yes |
| Frame Construction | 10 Gauge Steel |
| Seat Bottom Assembly | Ergo Air Suspension |
| Weight Rating | 550lbs |
| Warranty | 6-Year / 10-year Frame |

Certifications

| | |
|-------------------|------------------|
| +30%↑ FNEW83-269A | ANSI/BIFMA X5.11 |
| FIRA 055:2005 | BERRY Compliant |
| Country of Origin | USA |



IT'S ALL ABOUT THE CHAIR...

“THE BRONCO”

At Winsted we understand that Mission Critical Control Rooms are high-stress environments, and those standing watch work long shifts to support the mission. That's why the right chair is a critical part of the operator's environment. Chairs built and warranted for 24/7 intensive use with heavy-duty aluminum base construction and all the key ergonomic adjustments. Our chairs are all about supporting the operator, literally.

The Bronco is a top-tier, heavy-duty, 24/7 operator/executive chair. This full leather chair is built to last with high end materials and all the ergonomic adjustments you will ever need. This chair is like a comfy pair of boots, once the leather breaks in you will never want to leave it.



Product Specifications

| | |
|-----------------------|--------------------------|
| Seat Pan Width | 22.5" |
| Back Height | 24" |
| Shoulder Width | 22" |
| Seat Height Range | 19" – 22" |
| Articulating Headrest | Yes |
| Frame Construction | Composite or Aluminum |
| Seat Bottom Assembly | 2" Seat Slider Mechanism |
| Weight Rating | 400 lbs |
| Warranty | 3-Year / 10-year Frame |

Certifications

| | |
|-------------------|------------------|
| FNEW83-269 | ANSI/BIFMA X5.11 |
| Country of Origin | USA |



IT'S ALL ABOUT THE CHAIR...

“THE ALPHA”

At Winsted we understand that Mission Critical Control Rooms are high-stress environments, and those standing watch work long shifts to support the mission. That's why the right chair is a critical part of the operator's environment. Chairs built and warranted for 24/7 intensive use with heavy-duty steel base construction and all the key ergonomic adjustments. Our chairs are all about supporting the operator, literally.

The Alpha is one of the most comfortable 24/7 chairs you can sit in because of its special Skydex technology. The seat cushion isn't made of foam but a patented cushion with air channels that offers 43% reduction in pressure and 53% better weight distribution. This chair also includes all the ergonomic adjustments you need.



Product Specifications

| | |
|------------------------------|-----------------------------|
| Seat Pan Width | 21" |
| Back Height | 22" |
| Shoulder Width | 19" |
| Seat Height Range | 18.75" – 22" |
| Articulating Headrest | Yes |
| Frame Construction | Heavy Duty Steel |
| Seat Bottom Assembly | Skydex Technology |
| Weight Rating | 300 lbs |
| Warranty | Lifetime / 12 / 7 / 5- Year |
| <u>Certifications</u> | Country of Origin - USA |
| ANSI/BIFMA X7.11-2011 | ANSI/BIFMA E3-2019 |
| MAS Certified Green | |
| Country of Origin | USA |

IT'S ALL ABOUT THE CHAIR...

"THE MAVERICK"

At Winsted we understand that Mission Critical Control Rooms are high-stress environments, and those standing watch work long shifts to support the mission. That's why the right chair is a critical part of the operator's environment. Chairs built and warranted for 24/7 intensive use with heavy-duty steel base construction and all the key ergonomic adjustments. Our chairs are all about supporting the operator, literally.

The Maverick is the only true mesh back 24/7 chair on the market. It's also one of the most comfortable because of its special Skydex technology. The seat cushion isn't made of foam but a patented cushion with air channels that offers 43% reduction in pressure and 53% better weight distribution. This chair also includes all the needed ergonomic adjustments you need.



Product Specifications

| | |
|-----------------------|-----------------------------|
| Seat Pan Width | 21" |
| Back Height | 22" |
| Shoulder Width | 19" |
| Seat Height Range | 18.75" – 22" |
| Articulating Headrest | Yes |
| Frame Construction | Heavy Duty Steel |
| Seat Bottom Assembly | Skydex Technology |
| Weight Rating | 300 lbs |
| Warranty | Lifetime / 12 / 7 / 5- Year |

Certifications

| | |
|-----------------------|--------------------|
| ANSI/BIFMA X7.11-2011 | ANSI/BIFMA E3-2019 |
| MAS Certified Green | |
| Country of Origin | USA |



IT'S ALL ABOUT THE CHAIR...

“THE SCOUT”

At Winsted we understand that Mission Critical Control Rooms are high-stress environments, and those standing watch work long shifts to support the mission. That's why the right chair is a critical part of the operator's environment. Chairs built and warranted for intensive use with heavy-duty steel base construction and all the key ergonomic adjustments. Our chairs are all about supporting the operator, literally.

The Scout is a heavy-duty Office Chair that is suitable for 24-hour use. This entry level operator chair is a good choice for the budget minded requiring something more suitable than a standard office chair. But don't let it fool you, it still has a full complement of ergonomic adjustments.



Product Specifications

| | |
|-----------------------|----------------------------|
| Seat Pan Width | 21.5" |
| Back Height | 31" (Top of Headrest) |
| Shoulder Width | 20" |
| Seat Height Range | 18.5" – 22.5" |
| Arm Rest Height | 26.5" – 30.5" |
| Recline Adjustment | 110 degrees (locking) |
| Articulating Headrest | Yes |
| Frame Construction | Steel |
| Lumbar Adjustment | Upper & Lower Air System |
| Weight Rating | 350 lbs |
| Warranty | 5-Year Main / 2-Year Shock |
| Country of Origin | Canada |



IT'S ALL ABOUT THE CHAIR...

“THE CREW”

At Winsted we understand that Mission Critical Control Rooms are high-stress environments, and those standing watch work long shifts to support the mission. That's why the right chair is a critical part of the operator's environment. Chairs built and warranted for intensive use with heavy-duty steel base construction and all the key ergonomic adjustments. Our chairs are all about supporting the operator, literally.

The Crew is a standard office chair that is a suitable for office and conference room environments. This chair features a weight-activated mechanism to auto adjust the recline tension allowing anyone to get comfortable quickly. There is also a tension boost setting to add 20% more tension.



Steelcase

Product Specifications

| | |
|--------------------|----------------|
| Seat Pan Width | 20" |
| Seat Pan Depth | 15" – 17.75" |
| Back Height | 38" – 42.5" |
| Shoulder Width | 18" |
| Seat Height Range | 16.5" – 21.5" |
| Arm Rest Height | 23.5" – 32.75" |
| Backrest Material | 3D Microknit |
| Frame Construction | Plastic |
| Weight Rating | 400 lbs |
| Warranty | 12-Year |

Certifications

| | |
|-------------------|---------------------------|
| BIFMA Compliant | SCS Indoor Advantage GOLD |
| Country of Origin | Mexico |



| CHAIR | BRAND | COMMON NAME | PART NUMBER | MSRP LEATHER | MSRP ALT LEATHER | MSRP FABRIC |
|--|---|-------------|-------------|--------------|------------------|--------------|
|  |  | BRONCO | 117H41 | \$3,664 | \$3,460 | \$2,855 |
|  |  | ALPHA | 117B35 | \$2,146 | \$1,531 | \$1,383 |
|  |  | DEFENDER | 117C20 | \$2,391 | \$2,260 | \$2,129 |
|  |  | CAPTAIN | 117C51 | \$2,191 | \$2,061 | \$1,930 |
|  |  | KIRIN | 117C42 | \$2,103 | \$1,972 | \$1,841 |
|  |  | SCOUT | 117U75 | N/A | \$1,365 | N/A |
|  |  | MAVERICK | 117B27 | \$1,638 | \$1,423 | \$1,306 |
|  |  | CHIEF | 117C50 | \$2,020 | \$1,905 | \$1,789 |
|  |  | CREW | 117S47 | N/A | N/A | \$851 |
| CUSTOM |  | CUSTOM | 117H00 | QUOTE | QUOTE | QUOTE |
| CUSTOM |  | CUSTOM | 117B00 | QUOTE | QUOTE | QUOTE |
| CUSTOM |  | CUSTOM | 117C00 | QUOTE | QUOTE | QUOTE |