


Power Supply Units for VARIO2



Connectors specifically for VARIO2 inputs and outputs



Multiple glands for easy wiring



UV stable polycarbonate enclosure



Powerful

Powers all VARIO2 illuminators, including VARIO2 IP PoE. Allows multiple illuminators to be powered from one PSU.



Flexible

Multiple sizes to suit different applications, with multiple wiring terminals for easy wiring of all VARIO2 input and output connections.



Reliable

Features a lightweight UV stable polycarbonate enclosure. Designed with automotive blade output fuses for fast and easy replacement.



Controlled

Provides the correct power for all VARIO2 illuminators, features status indicators and a replaceable slowblow input fuse.


5 YEAR WARRANTY

All Raytec power supply units are provided with a 5 year warranty. Raytec power supply units are IP66 rated, robust and highly durable for long life and operation in challenging environmental conditions.




VARIO2 PSU Diagram





PSU-VAR2-100W-3 (Large)



PSU-VAR2-50W-2 (Medium)



Technical Specifications



PSU-VAR2-20W-1 (small) PSU-VAR2-50W-2 (medium) PSU-VAR2-100W-3 (large) PSU-VAR2-150W-3 (x-large)

Illuminator Configurations	PSU-VAR2-20W-1 (small)	PSU-VAR2-50W-2 (medium)	PSU-VAR2-100W-3 (large)	PSU-VAR2-150W-3 (x-large)
Outputs	1 x 24V DC O/P	up to 2 x 24V DC O/P	up to 3 x 24V DC O/P	up to 3 x 24V DC O/P
Illuminators	1 x VARIO 2 series plus aux output (max 8W)	up to 2 x VARIO 4 series up to 2 x VARIO 6 series 1 x VARIO 8 series	up to 3 x VARIO 4 series up to 3 x VARIO 6 series up to 2 x VARIO 8 series	up to 3 x VARIO 8 series
Other Illuminator options		up to 4 x VARIO 2 series*	up to 8 x VARIO 2 series* up to 4 x VARIO 4 series* up to 4 x VARIO 6 series* 1 x VARIO 16 series	up to 6 x VARIO 4 series* up to 6 x VARIO 6 series* 1 x VARIO 16 series

Please note: for medium, large and x-large PSUs powering an increased number of VARIO illuminators, the total power of the illuminators must not exceed the PSU max output.

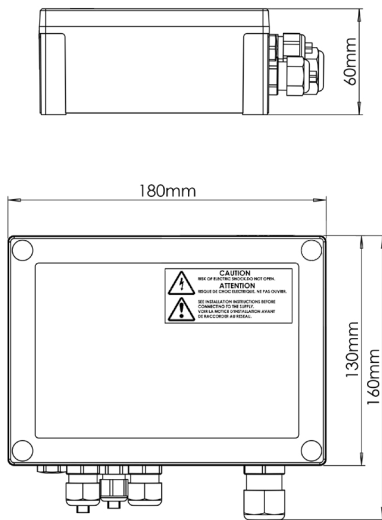
*Illuminator output cables may also need to be commoned together to suit the number of available glands.

Mixed model sizes of VARIO illuminators can be powered from the same PSU e.g. PSU-VAR2-50W-2 can also run 2 x VARIO 2 series and 1 x VARIO 4 series subject always to maximum PSU output

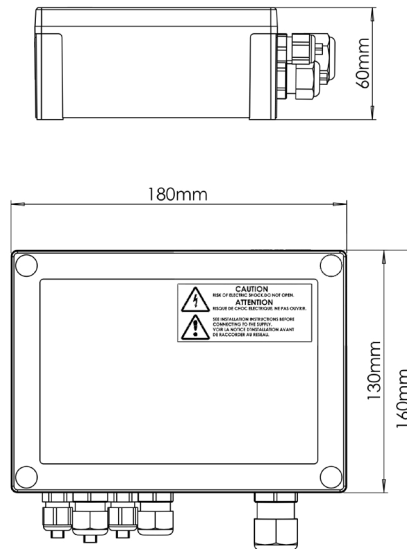
Input	100-230V AC +/-10%			
Frequency	50-60Hz			
In Rush	45A (230V AC)	100A (230V AC)	150A (230V AC)	80A (230V AC)
Input Fuse Type	20mm, slowblow, user replaceable			
Input Fuse Rating	1A	2.5A	2.5A	2.5A
Output	See table above - Outputs category			
Max PSU Output	20W	50W	100W	150W
Output Fuse Type	Automotive, blade, user replaceable			
Output Fuse Rating	3A		5A	
Max PSU Consumption	25W	57W	110W	170W
Multiple wiring terminals	Quick and easy wiring for VARIO input and output connections - 4 way robust terminal for telemetry input and photocell following output			
Status LEDs	LED indicators for status of power outputs			
Glands	1x M20, 2x M16, 1x M12	1x M20, 2x M16, 2x M12	1x M20, 3x M16, 3x M12	1x M20, 3x M16, 3x M12
Enclosure construction	Lightweight UV stable polycarbonate enclosure			
PSU Dimensions (excluding glands)	180 x 130 x 60 mm (7.1 x 5.1 x 2.4 inch)		244 x 164 x 90 mm (9.6 x 6.5 x 3.6 inch)	
Weight	0.65kg (1.44lb)		1.24kg (2.74lb)	1.52kg (3.36lb)
IP Rating	IP66			
Temp Range	-40 to +50°C (-40 to 122°F)			
UL/CSA/CE/EMC/FCC	(UL/CSA: E113170)/IEC/EN compliant to 62368-1 EMC/FCC Class B (Except PSU-VAR2-150W-3 (Class A))			

Technical Specifications

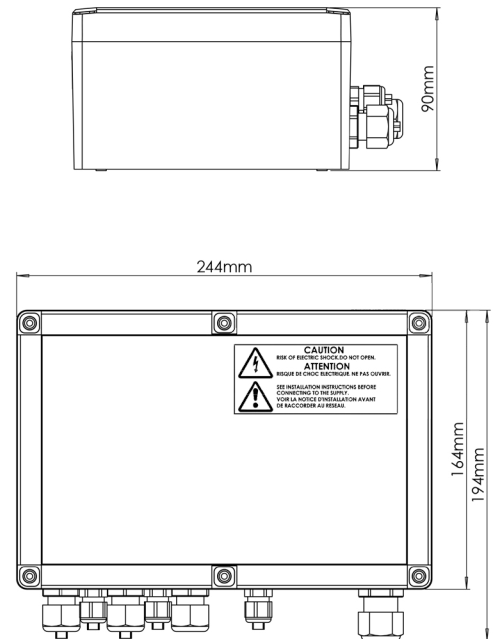
PSU-VAR2- 20W-1



PSU-VAR2-50W-2



PSU-VAR2-100W-3 & PSU-VAR2-150W-3



Part Codes

PSU-VAR2- 20W-1	VARIO PSU - 100 to 230V AC Input, 24V DC Output, 20W, 1x Output
PSU-VAR2-50W-2	VARIO PSU - 100 to 230V AC Input, 24V DC Output, 50W, 2x Output
PSU-VAR2-100W-3	VARIO PSU - 100 to 230V AC Input, 24V DC Output, 100W, 3x Output
PSU-VAR2-150W-3	VARIO PSU - 100 to 230V AC Input, 24V DC Output, 150W, 3x Output

Disclaimer

The information provided in this document was accurate at the time of its creation. However, due to the evolving nature of our products and continuous improvements, there may be changes or updates that occur after its publication. For the most current and detailed information about our products, please contact our sales team at sales@rayteclcd.com.