

Unified Access Control Power Systems



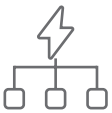
All-in-one UL-listed power system

Predrilled backplate mounts KT-1-PCB/2/4 access control panels alongside power modules from LifeSafety Power



Intelligent battery management

Recharges batteries 50% faster and low battery cutoff prevents deep discharge



Unique dual voltage power distribution architecture

User-selectable 12 or 24 VDC available on every output



Prewired and Managed options

Consistent installations while managed systems enable advanced access power monitoring



Onboard fire alarm interface (FAI)

Centrally releases all doors on emergency trigger

Unified Power Systems

Kantech and LifeSafety Power unified models are configured for system power, lock power and KT-1-PCB/2/4 controllers on a removable back plate. To expedite installation and facilitate serviceability, power and distribution modules are factory installed and wired. All-in-one integration saves wall space and improves operational efficiencies with standardized equipment that lowers installation times and simplifies future servicing over the life of the system. Prewired models include a factory-installed wiring harness eliminating the need for any additional internal cabinet wiring to the KT controllers by the field installer.

Unified Benefits	Managed Benefits	Prewired Benefits
<ul style="list-style-type: none"> Integrated power & access 120 or 230VAC input SLA or LiFePO4 battery charging Fused aux & lock power outputs 	<ul style="list-style-type: none"> Monitor ac power, system faults, service due Control device power cycle, remote battery test Predict battery life, lock replacement Report fault analysis, 1000 event log 	<ul style="list-style-type: none"> Factory installed wiring harness System power/locks/tamper Easy screwdriver KT installation Point to point wiring documentation

12 & 24 VDC Power Distribution

All models provide 12V and 24VDC with fused lock outputs which are controlled by the KT controller and protect the controller's relays from high current lock switching. Fused auxiliary outputs are available for powering Request to Exit (REX) or other devices.

Network Management

Managed systems enable end-to-end visibility, management, and control of all critical areas of the LifeSafety Power supply including incoming AC, DC power and faults, battery backup checks and notification when powered locks are beginning to fail.

Prewired Standardization


Prewired models eliminate hours of panel wiring, lock control and communication wiring with a standard installation platform that improves system uniformity, streamlining service and maintenance. The power supply enclosure includes pre-installed wire harnesses for panel power, lock control, faults, communication buss and tamper switch. The standard wire harness option is offered in tie-wrap, elevating your deployment with the Panduit option for a more defined installation experience. The precision wiring design eliminates field wiring variability so integrators and end users can establish equipment installation standards for consistent, professional, and repeatable results across multiple sites, campuses and locations.

Electrical Specifications

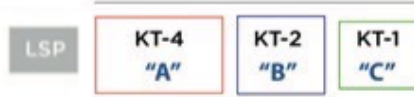
Door Count	1-4 Doors	8 Doors	16 Doors
Power Specifications			
Input Voltage	120VAC, 208VAC, 230VAC 50/60Hz		
Input Power (max)	83W	170W	452W
Output Power (max)	75W	150W	400W
24 VDC Output Current	2 Amp	4 Amp	10 Amp
12 VDC Output Current	2 Amp	4 Amp	12 Amp
Maximum Charge Current	1 Amp	2 Amp	
Maximum Battery Size	40Ah	80Ah	
Low Battery Disconnect	At 70% of battery voltage		
System BTU/Hr	33	66	175
Full Load Efficiency	85%	88%	87%
Operating Temperature	32 to 122F (0 to 50C)		
Power Distribution			
Auxiliary Outputs	8	8	16
Lock Outputs	4	8	16
Mechanical			
Enclosure Size (inches)	20x16x4.5	24x20x6.5	36x30x6.5
Enclosure Weight (lbs.)	16	31	74
Regulatory Compliance			
USA	UL294, UL2610 FCC Part 15		
Canada	ULC1076		

Cabinet Configurations

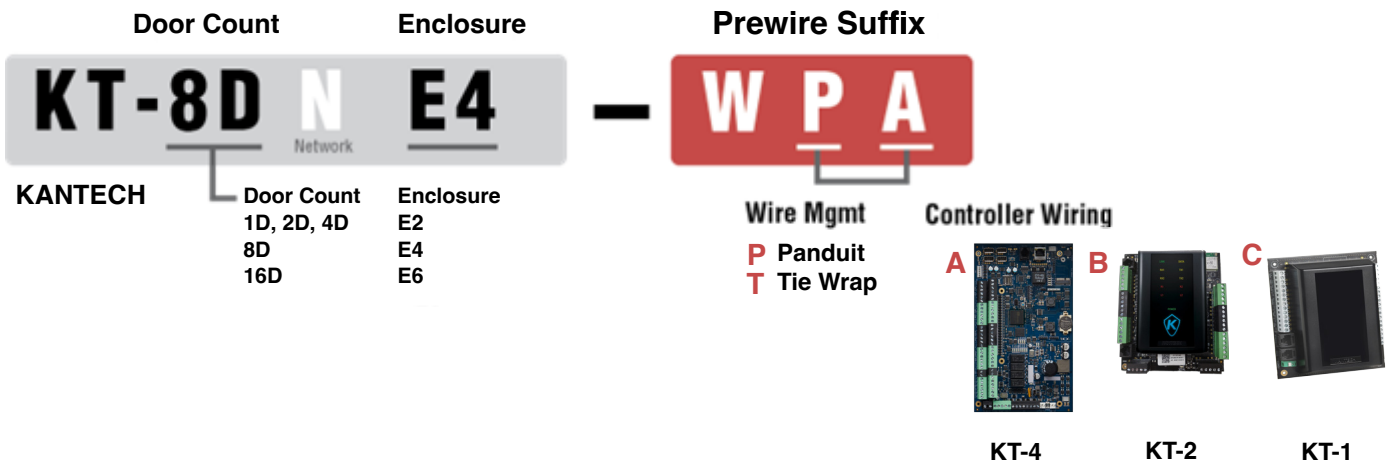
Backplate Mounting Guide



Pre-wired Panel Guide



Model No. Nomenclature



Recommended Specifications

Doors	Compatibility	Prewired	Networked	Item Code	Description
1, 2, or 4	KT-1, KT-2, KT-4	No	No	KT-4DE2	1, 2, or 4 doors unified
			Yes	KT-4DNE2	1, 2, or 4 doors unified managed
1	KT-1	Yes	No	KT-1DE2-WTC	1 door unified, prewired (tie-wrap)
			Yes	KT-1DNE2-WTC	1 door unified managed, prewired (tie-wrap)
2	KT-2	Yes	No	KT-2DE2-WTB	2 doors unified, prewired (tie-wrap)
			Yes	KT-2DNE2-WTB	2 doors unified managed, prewired (tie-wrap)
4	KT-4	Yes	No	KT-4DE2-WTA	4 doors unified, prewired (tie-wrap)
			Yes	KT-4DNE2-WTA	4 doors unified managed, prewired (tie-wrap)
8	KT-4 (x2)	No	No	KT-8DE4	8 doors unified
			Yes	KT-8DNE4	8 doors unified managed
		Yes	No	KT-8DE4-WTA	8 doors unified, prewired (tie-wrap)
				KT-8DE4-WPA	8 doors unified, prewired (Panduit)
			Yes	KT-8DNE4-WTA	8 doors unified managed, prewired (tie-wrap)
				KT-8DNE4-WPA	8 doors unified managed, prewired (Panduit)
16	KT-4 (x4)	No	No	KT-16DE6	16 doors unified
			Yes	KT-16DNE6	16 doors unified managed
		Yes	No	KT-16DE6-WTA	16 doors unified, prewired (tie-wrap)
				KT-16DE6-WPA	16 doors unified, prewired (Panduit)
			Yes	KT-16DNE6-WTA	16 doors unified managed, prewired (tie-wrap)
				KT-16DNE6-WPA	16 doors unified managed, prewired (Panduit)

© 2024 Johnson Controls. All rights reserved. Product offerings and specifications are subject to change without notice.

Actual products may vary from photos. Not all products include all features. Availability varies by region; contact your sales representative.

KT1491-DS-202405-R-HS-EN