



nexTouch™

Keypad Locks



An ASSA ABLOY Group brand

ASSA ABLOY

Contents

One Lock Platform, Three Technologies	3
Features & Benefits	4
nexTouch cylindrical.....	5
How to Order.....	6
Trim Designs and Finishes	7
Functions.....	8
Cylinders.....	9-10
Latchbolts.....	11
Strikes	12
Dimensions	13
nexTouch sectional mortise	14
How to Order.....	15
Trim Designs	16-17
Finishes	18
Functions.....	19
Cylinders.....	20-22
Cylinder Collars.....	23
Strikes	24
Dimensions	25
Technology Options.....	26
Options & Accessories	27
Certifications & Listings	28



One Lock Platform, Three Technologies

nexTouch™

The fully modular design of nexTouch allows users to easily upgrade to more advanced security technologies as their requirements grow and change. With solutions for stand-alone, multi-family and small business applications, Yale Works for YouSM.



Keypad


Standalone nexTouch boasts a wide range of robust features to make setup and daily access easy and convenient in many commercial applications.

Ideal for:

- > Management offices
- > Staff lounges
- > Public restrooms
- > Storage closets
- > Access to airport apron



Data-on-Card



The Data-on-Card capabilities of nexTouch coupled with user-friendly Yale Accentra™ software enable easy, affordable lock management for multi-family properties.

Ideal for:

New construction and retrofit projects of multi-family facilities with both individual units and common areas

Wireless



nexTouch is a perfect small business solution that allows you to implement simple access control by wirelessly integrating the lock into new or existing Zigbee or Z-Wave enabled commercial automation systems.

Ideal for:

Small to medium-sized businesses with new or existing security systems managed by a third-party controller



Features & Benefits

Feature	Benefit	Stand-alone	Data-on-Card*	Zigbee/Z-Wave
Choice of capacitive touchscreen or tactile pushbutton keypad	Touchscreen responds to human touch, enabling convenient entrance or access to programming menu. Pushbutton keypad option also available for more tactile requirements, such as ADA compliance.	✓	✓	✓
Keyless entry and management	Reduces complexity of key system management	✓	✓	✓
PIN code access	Installations are able to be programmed with up to 500 unique PIN codes and a master codes for access to programming.	✓	✓	✓
Modular technology	Allows for upgrade to more advanced security technologies with Data-on-Card and ZigBee/Z-Wave capabilities as requirements change and grow.	✓	✓	✓
Works with cloud-based management software	Single system enables use from anywhere with Internet access from a range of devices, including your computer, smartphone or tablet.		✓	✓
Audit trail	Lifetime audit trail stored within the software to know exactly who has accessed the lock when.		✓	✓
Voice-guided programming in 3 languages	Voice-guided prompts make updates straightforward and effortless in English, Spanish or French.	✓	✓	✓
Three (3) volume modes	Playback can be set for normal, low or silent.	✓	✓	✓
Privacy feature with Door Position Switch	By holding the interior lock button down for 1.5 seconds, the exterior keypad is temporarily disabled ensuring complete privacy and no additional entry.	✓	✓	✓
Weather resistant gasket seal	Lock is operational even in outdoor settings, in temperatures ranging from -40°F to 140°F (-40°C to 60°C) at 95% relative humidity.	✓	✓	✓
Low battery indicator	Blinking designation signals internal 4 AA alkaline batteries are low.	✓	✓	✓
9V battery power backup feature	With the touch of a 9V battery to the designated area on the front of the lock, your nexTouch can be powered up for one-time entry.	✓	✓	✓
Optional passage mode	PIN codes can be used to enable passage mode, allowing for continuous entry for non-restricted traffic.	✓		✓
Hardwire power capable	Can be powered externally using remote 9VDC power supply and plug-in wall transformer.	✓	✓	✓
Keypad lockout feature	Deters tampering by disabling the keypad for a default of 180 seconds after five (5) successive failed attempts.	✓	✓	✓

*Data-on-Card technology module available only through Authorized Channel Partners. Please contact your ASSA ABLOY Door Security Solutions sales consultant for more information.



nexTouch™ Cylindrical



Touchscreen as shown when not activated

Capacitive Touchscreen

Weather Resistant Seal



Lockout Mode



Low Battery Indication

9V Battery Power Backup

Optional Cylinder/Key Override

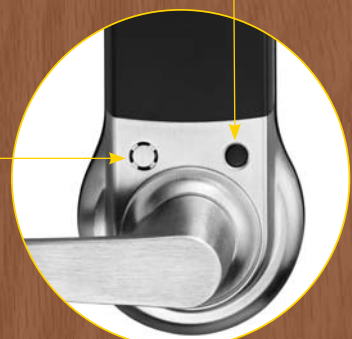
Privacy Button
DPS required



Pushbutton keypad option available

Touchscreen as shown when activated

Voice-Guided Programming





How To Order

CYLINDRICAL

Quantity	Lever Design	Series	Function	Technology	Finish	Door Thickness	Cylinder	Latch	Strike
#	AU - Augusta MO - Monroe PB - Pacific Beach	NTB - nexTouch bored	610 - Key override, pushbutton keypad 620 - Key override, capacitive touchscreen 630 - No key override, pushbutton keypad 640 - No key override, capacitive touchscreen	NR - Keypad only, no radio HA2 - ZigBee wireless communication ZW2 - Z-Wave wireless communication	605 - Bright brass, clear coated 613E - Dark oxidized bronze - equivalent 626 - Satin chrome plated BSP - Black suede powder coat	1-3/4" 1-3/8"	1803-53L - 6-pin cylinder standard, see pages 9-10 for additional options ¹	694 latchbolt with 2-1/4" x 1-1/8" front, 2-3/4" backset and 1/2" bolt throw standard, see page 11 for additional options	497 ANSI strike standard, see page 12 for additional options

¹When ordering SFIC and LFIC cylinders, please use appropriate prefix before lever selection. See page 10 for more information.

BUILD YOUR ORDER STRING

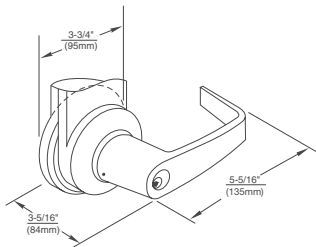

Quantity	Lever Design	Series	Function	Technology	Finish	Door Thickness	Cylinder	Latch	Strike
<i>Example:</i>	AU	NTB	610	NR	626	1-3/4"	1803-53L	694	497



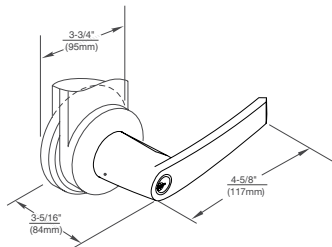
Trim Designs and Finishes

CYLINDRICAL

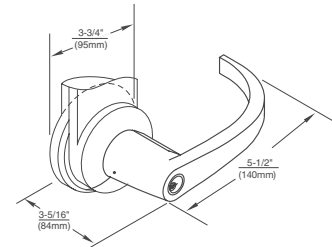
AUGUSTA AU
Lever: Cast Zinc



MONROE MO
Lever: Cast Zinc



PACIFIC BEACH PB
Lever: Cast Zinc



All levers available with small and large format interchangeable core. See page 12 for details.

FINISHES

**ANSI/BHMA Code
Finish Description**

605
Bright Brass, Clear Coated



613E
Dark Oxidized Satin Bronze -
equivalent



626
Satin Chrome Plated



676
Flat Black Powder Coat





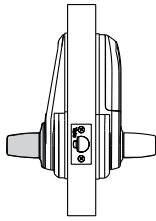
Functions

CYLINDRICAL

NTB630 Pushbutton NTB640 Touchscreen

Without Cylinder Override

- For doors that do not require mechanical key override.
- Latchbolt retracted by lever outside with valid PIN code, or by operating lever inside.
- Inside lever always active.
- Deadlocking latchbolt.



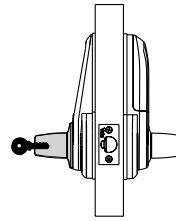
Outside

Inside

NTB610 Pushbutton NTB620 Touchscreen

With Cylinder Override

- For doors that require mechanical key override.
- Latchbolt retracted by lever outside with valid PIN code; by use of mechanical key, or by operating lever inside.
- Inside lever always active.
- Deadlocking latchbolt.



Outside

Inside



Cylinders

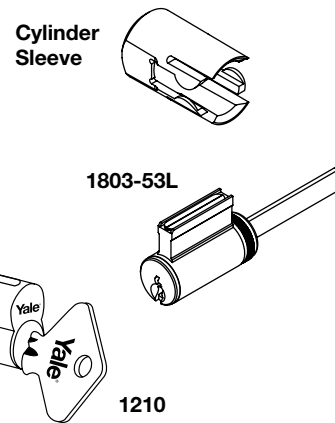
CYLINDRICAL

Cylinder Options

The following selection guide indicates the correct cylinder for each locking segment.

Lockset Series nexTouch™	Types of Cylinder Mechanisms						
	Conventional		Protected Keyway		Security		
Fixed Core	6-pin	7-pin	6-pin	7-pin	6-pin	7-pin	
Key-In-Lever	1803-53L	N/A	K403-53L	N/A	5803-53L	N/A	
Cylinder Types Interchangeable Core	LFIC	1210	N/A	K800	N/A	5210	N/A
	SFIC	A600	A600	K600	K600	N/A	N/A

Note: The 1803-53L Cylinder requires an adapter sleeve to fit in the nexTouch lockset. (P/N 14-YM00-9078-999)



Refer to Yale® KeyMark® and/or Cylinders and Keys Catalog sections for all details and how-to-order examples.

Other Manufacturers' Keyway Cylinders

Illustration	Description	Model Number	Number of Pins
	Best® Keyway Cylinder. Available keyed random, master keyed or uncombined. Specify keyway A, B, C, D, E, F, G, H, J, K, L or M.	A600	6 or 7
	Schlage® "C" Keyway. Available 0-bitted or keyed random.	2803-53L*	6
	Corbin Russwin "L4", Corbin "60", Russwin "D1", Sargent® "LA" or Schlage® "E" Keyway. Specify keyway. Available keyed random.	3803-53L*	6
	Arrow "AR" Keyway. Specify keyway. Available keyed random.	100CV1	6


*The 2803-53L and 3803-53L cylinders require a cylinder sleeve (P/N 14-YM00-9078-999) to fit the nexTouch™ lockset.



Cylinders

CYLINDRICAL (CONTINUED)

Lever Accepting SFIC And Other Manufacturers' Large Format Interchangeable Cores



Description	Lever Prefix	Number of Pins
SFIC (Accepts all Small Format Interchangeable Cores)	B (i.e. B-AU, B-MO, B-PB)	6 or 7
Corbin Russwin (LFIC)	R (i.e. R-AU)	6
Medeco®, ASSA® (LFIC)**	M (i.e. M-AU)**	6
Sargent (LFIC)	SG (i.e. SG-AU, SG-PB)	6
Schlage® (LFIC)	SI (i.e. SI-AU, SI-PB)	6

**Medeco®, ASSA® option available only with AU lever. (Note: For Medeco 32 series cores.)

LFIC = Large Format Interchangeable Core

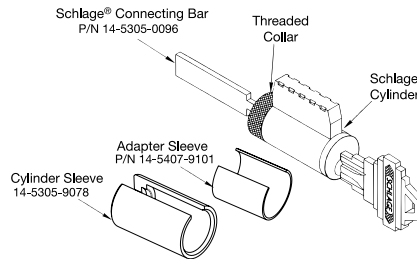
SFIC = Small Format Interchangeable Core

108 Schlage® Cylinder Adapter Kit

Kit used to modify Schlage® cylinder to fit nexTouch™.

P/N 14-5407-9101-999 - 108S

Kit includes tailpiece and sleeve. To order the 108S adapter kit, use an "S" prefix (i.e., S-AU x NTB610).



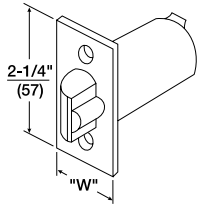


Latchbolts

CYLINDRICAL

Deadlocking Latchbolts

Model No. 694 supplied standard with all nexTouch™ locksets. Model No. 694 latchbolt has a 2-1/4" x 1-1/8" front with a 2-3/4" backset and a 1/2" bolt throw. Optional latchbolts to special order.



Model No.	Front	Backset	"W" Front Width	Throw	Latch Diameter
694 (standard)	Beveled	2-3/4" (70mm)	1-1/8" (29mm)	1/2" (13mm)	1" (25mm)
F694	Flat	2-3/4" (70mm)	1-1/8" (29mm)	1/2" (13mm)	1" (25mm)
480B	Beveled	2-3/4" (70mm)	1-1/8" (29mm)	3/4" (19mm)	1" (25mm)
F480B	Flat	2-3/4" (70mm)	1-1/8" (29mm)	3/4" (19mm)	1" (25mm)
380N*	Flat	2-3/8" (60mm)	1" (25mm)	1/2" (13mm)	3/4" (19mm)

When ordering latchbolts separately, specify Model No. x Finish (e.g., 694 x 626).

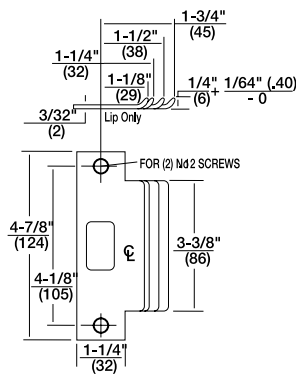
*Using 380N latch results in Grade 2 ANSI/BHMA performance of the lock.



Strikes

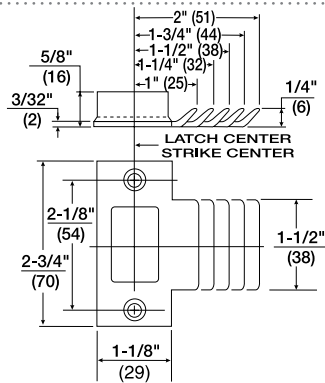
CYLINDRICAL

Yale® nexTouch™ locksets are available with a variety of strike options. All strikes are located on the same vertical and horizontal center lines as the latchbolt. Some strikes are available in a variety of lip lengths to accommodate varying thickness of doors and frames. To determine the proper length of the lip, measure from the center line of the strike to the edge of the jamb and add 1/4" (6mm). All strikes are reversible.



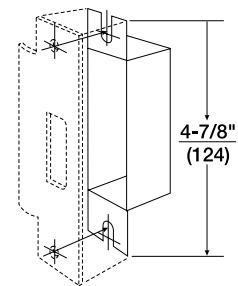
Model No. 497 ANSI Strike (Standard)

For door and frames with ANSI/BHMA A156.115 preparations. 1-1/4" supplied standard. 1-1/8", 1-1/2", and 1-3/4" lip lengths available by special order.



Model No. 371 T-Strike (Optional)

1-1/4" curved lip supplied standard. 1", 1-1/2", 1-3/4", and 2" curved lip lengths available by special order. Wrought strike box supplied.



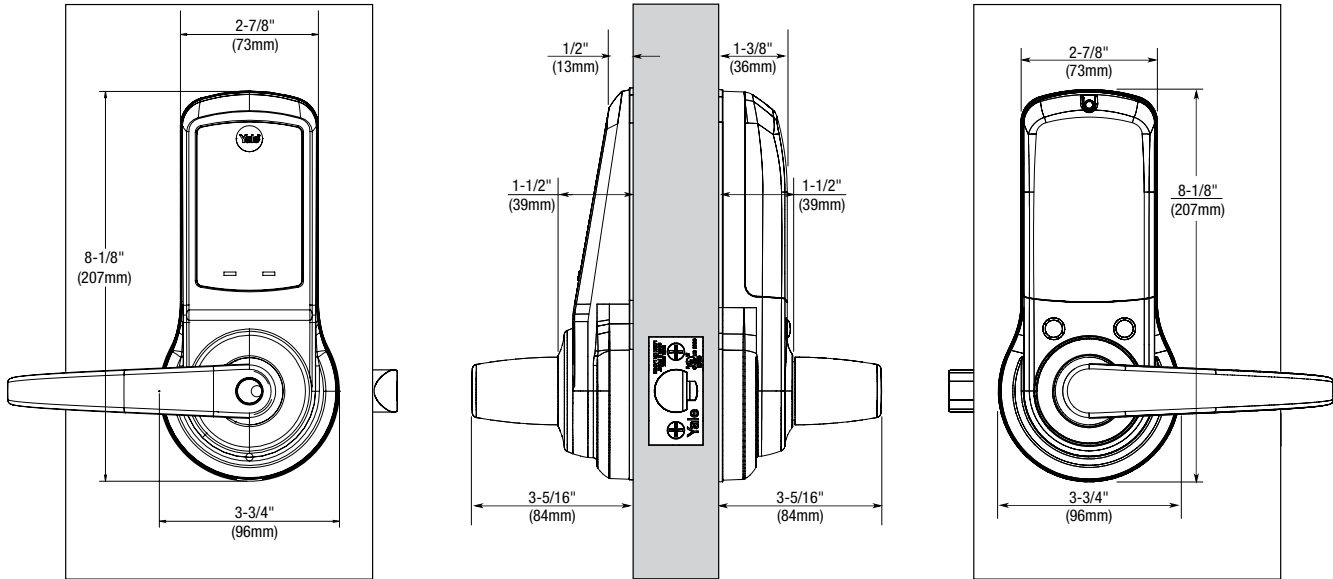
Model No. 202 Strike Box for ANSI Strike (Optional)

Specify 497 x 202



Dimensions

CYLINDRICAL



Dimensions given in inches (mm).



nexTouch™ Sectional Mortise



Touchscreen as shown when activated



Lockout Mode



Low Battery Indication

Weather Resistant Seal

9V Battery Power Backup

Reflections® decorative lever options available

Optional Security Deadbolt

Built-in DPS/Deadlocking Function



How To Order

SECTIONAL MORTISE

Quantity	Lever Design	Series	Function	Technology	Finish	Hand*	Door Thickness	Cylinder	Strike
	AUR = Augusta MOR = Monroe PBR = Pacific Beach ARR = Arcadia CRR = Carmel JNR = Jefferson PNR = Pinehurst VIR = Virginia See page 17 for Reflections decorative lever options	NTM = nexTouch mortise	610 = Key override, pushbutton keypad 620 = Key override, capacitive touchscreen 630 = No key override, pushbutton keypad 635 = No key override, no deadbolt, pushbutton keypad 640 = No key override, capacitive touchscreen 645 = No key override, no deadbolt, capacitive touchscreen	NR = Keypad only, no radio HA2 = Zigbee wireless communication ZW2 = Z-Wave wireless communication	605 = Bright brass, clear coated 613E = Dark oxidized bronze - equivalent 626 = Satin chrome plated BSP = Black suede powder	RH LH	1-3/4" standard, up to 2-1/4" door thickness available	2153 cylinder standard, see pages 20-22 for additional options	2815 curved lip strike standard, see page 24 for additional options

*Lock is field reversible

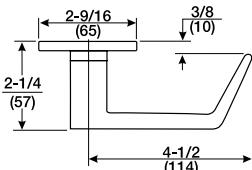
BUILD YOUR ORDER STRING

Quantity	Lever Design	Series	Function	Technology	Finish	Hand	Door Thickness	Cylinder	Strike
<i>Example:</i>	AUR	NTM	620	NR	626	RH	1-3/4	2153	2815

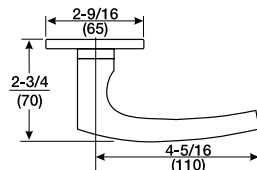
Trim Designs

SECTIONAL MORTISE

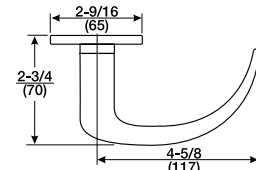
AUGUSTA AUR
AU Lever Handle: Cast



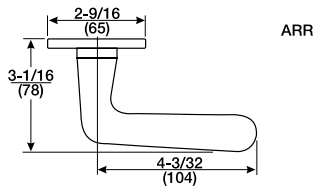
MONROE MOR
MO Lever Handle: Cast



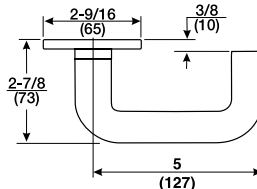
PACIFIC BEACH PBR
PB Lever Handle: Cast



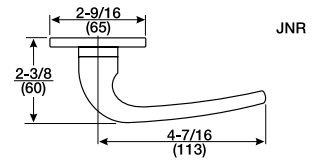
ARCADIA ARR
AR Lever Handle: Cast



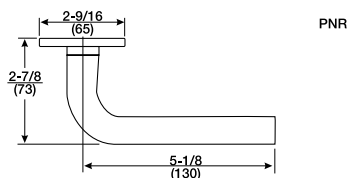
CARMEL CRR
CR Lever Handle: Cast



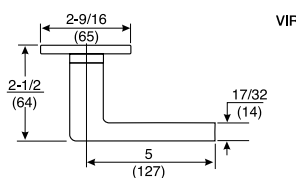
JEFFERSON JNR
JN Lever Handle: Cast



PINEHURST PNR
PN Lever Handle: Cast



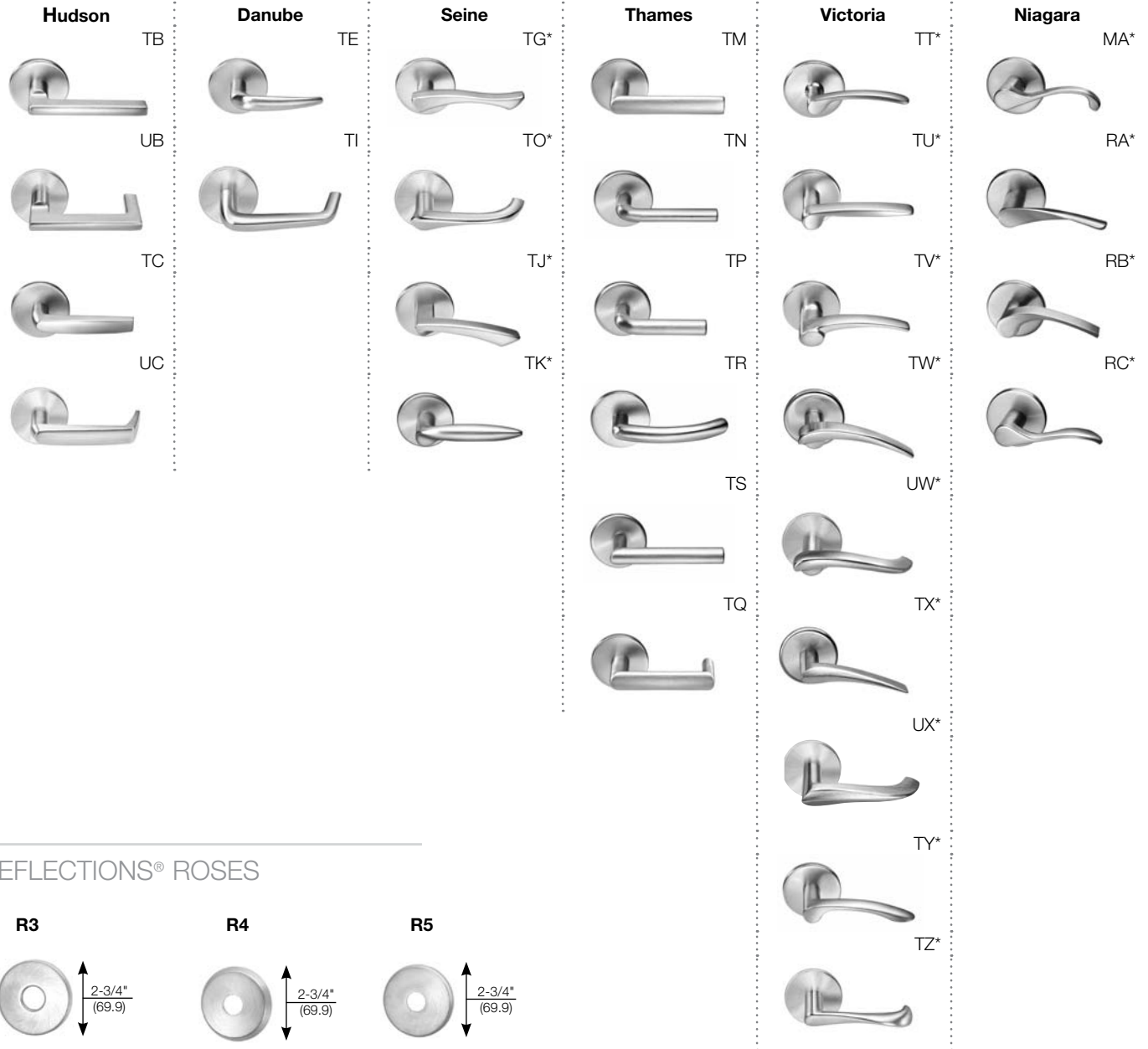
VIRGINIA VIR
VI Lever Handle: Cast



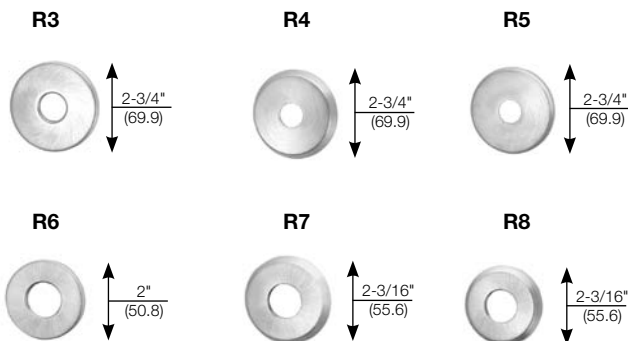


Reflections® Decorative Trim

Yale nexTouch sectional mortise locks are available with Reflections lever trim, a comprehensive line of highly stylized lever handles. Reflections lever handles are made from solid brass or stainless steel and can withstand years of abuse. Available in an array of finishes, these levers complement any wood grain or other door exterior. Each lever is hand-polished and specially designed for ergonomics and style.




REFLECTIONS® ROSES



*Indicates levers that are handed.



Finishes

ANSI/BHMA Code Finish Description			
605 Bright Brass, Clear Coated	613E Dark Oxidized Satin Bronze - equivalent	626 Satin Chrome Plated	BSP Black Suede Powder Coat
			

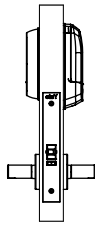
Functions

SECTIONAL MORTISE

NTM630 Pushbutton NTM640 Touchscreen

No Deadbolt Without Cylinder Override

- For doors that do not require mechanical key override.
- Latchbolt retracted by lever either side, except when outside lever is locked
- Deadlocking latchbolt.

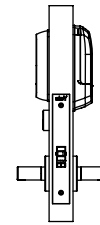


Outside Inside

NTM610 Pushbutton NTM620 Touchscreen

No Deadbolt With Cylinder Override

- For doors that require mechanical key override.
- Latchbolt retracted by lever either side, except when outside lever is locked.
- When outside lever is locked, latchbolt is operated by key outside.
- Deadlocking latchbolt.

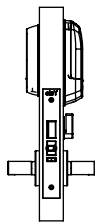


Outside Inside

NTM635 Pushbutton NTM645 Touchscreen

Deadbolt without cylinder override

- Latchbolt retracted by lever either side, except when outside lever is locked.
- Deadbolt operated by thumbturn inside.
- When deadbolt is projected, lever is automatically locked.
- Anti-panic operation. Operating inside lever automatically retracts latch bolt and deadbolt with outside lever remaining locked.
- Deadlocking latchbolt.

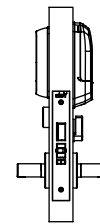


Outside Inside

NTM615 Pushbutton NTM625 Touchscreen

Deadbolt with cylinder override

- Latchbolt retracted by lever either side, except when outside lever is locked.
- Deadbolt operated by key outside, thumbturn inside.
- When outside lever is locked, latchbolt and deadbolt are operated by key outside.
- When deadbolt is projected, lever is automatically locked.
- Anti-panic operation. Operating inside lever automatically retracts latchbolt and deadbolt with outside lever remaining locked.
- Deadlocking latchbolt.




Outside Inside



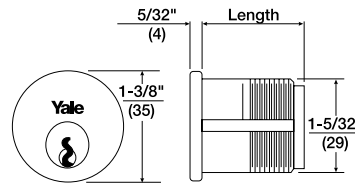
Cylinders

SECTIONAL MORTISE

Conventional Cylinders

Illustration	Cylinder Model Number	Application	Cam	Length	
				6-Pin	7-Pin
	2153	Standard cylinder	2160	1-1/8" 1-1/4" 1-3/8"	1-1/4" 1-3/8"
	2153S	For inside operation of 8817-2 and 8834-2 functions only	2130	1-1/2" 1-5/8" 1-3/4"	1-1/2" 1-5/8" 1-3/4"
	2123	Cylinder for longer lengths	2160	1-7/8" thru 3-1/2" in 1/8" increments*	
	2123S	For inside operation of 8817-2 and 8834-2 functions only for longer lengths	2130		
	2719	For hotel/motel locks 8820, 8827 and 8832	2160	1-3/8"	—

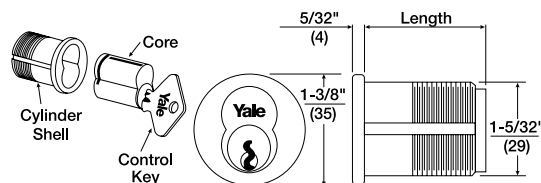
*Contact Technical Product Support for cylinder collar requirements when ordering these cylinders separately. See page 23 for other collar requirements.



Interchangeable Core Mortise Cylinders

Cylinder Model Number	Application	Cam	Length	Pins	Housing Only Model Number	Core Only Model Number
2196	Standard Cylinder	2160	1-1/2", 1-3/4", 2"	6	2221	1210
2197	Standard Cylinder	2160	1-11/16", 2"	7	2213	1220

Note: When ordering interchangeable core cylinders or cores only, control keys are not furnished. If control keys are required they must be ordered separately.



Cylinders

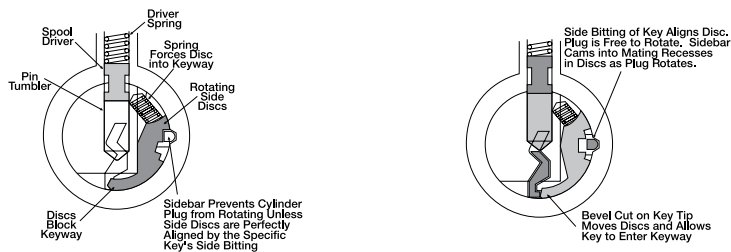
SECTIONAL MORTISE (CONTINUED)

Security Cylinders

Security cylinders contain two independent locking mechanisms. The first is a traditional 6- or 7-pin tumbler mechanism with spool drivers for greatly increased picking resistance.

The second is an innovative 5-tumbler rotating disc mechanism with sidebar engagement. The rotating discs are spring loaded and block the bottom of the keyway.

Illustration



Security/High Security Mortise Cylinders

Model Number	Application	Cam	Length	
			6-pin	7-pin
5153/U5153	Standard Cylinder	2160	1-1/8" 1-1/4"	1-1/4"

Security Interchangeable Core Mortise Cylinders

Cylinder Model Number	Application	Cam	Length	Pins	Housing Only Model Number	Core Only Model Number
5196	Standard Cylinder	2160	1-1/2"	6	2221	5210
5197	Standard Cylinder	2160	1-11/16"	7	2213	5220



Note: When ordering interchangeable core cylinders or cores only, control keys are not furnished. If control keys are required they must be ordered separately.



Cylinders

SECTIONAL MORTISE (CONTINUED)

Other Manufacturers' Keyway Cylinders/Cores

Illustration	Model Number	Type	Cam	Length	Pins	Housing Only Model Number	Core Only Model Number
	A620	Small Format IC Mortise, includes Best® Keyway Core. Available keyed random, master keyed or uncombined. Specify keyway A, B, C, D, E, F, G, H, J, K, L or M.	KC1	1-1/4"	6	K660	A600
				1-3/8" 1-3/4"	6 or 7		
	2553	Fixed Core Mortise Schlage® "C" Keyway Cylinder. Available 0-bitted or keyed random.	2160	1-1/8"	6	N/A	N/A

Yale® KeyMark®

For those applications requiring protected key control, Yale® KeyMark® cylinders guard against unauthorized key duplication. The Yale KeyMark Security Leg® keyway feature increases resistance against picking and impressioning and can easily retrofit into existing systems. For further details and availability, refer to the separate Yale KeyMark catalog.

Protected Keyway Mortise Cylinders

Model Number	Type	Cam	Length	Pins	Housing Only Model Number	Core Only Model Number
K100	Fixed Core Mortise	KC1	1-1/8", 1-1/4" 1-1/2", 1-3/4" 2"	6 or 7	N/A	N/A
K820	Large Format IC Mortise	KC1	1-1/2", 1-3/4" 2"	6	K860	K800
			1-11/16" 1-3/4", 2"	7		
K620	Small Format IC Mortise	KC1	1-1/4"	6	K660	K600
			1-3/8", 1-3/4"	6 or 7		
K630	Small Format IC Mortise-Tapered	KC1	1-1/4"	6	K670	K600
			1-3/8"	6 or 7		



Cylinder Collars

SECTIONAL MORTISE

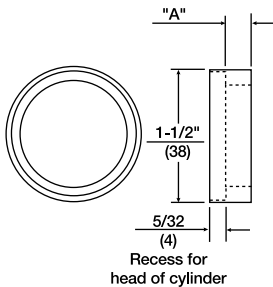
Cylinder collars are supplied as standard where required with those locksets supplied with cylinders. Collar size and thickness are supplied to suit the length of the cylinder, the thickness of the door and the trim ordered. (If door thickness is not specified, collars will be furnished for 1-3/4" (44mm) door.)

Collar length required must be specified for cylinders and/or housings ordered separately.

1765 Recessed Cylinder Collar

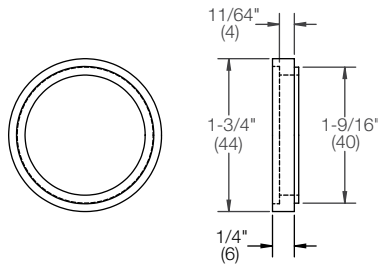
"A" Dimension: Thicknesses from 1/16" (2mm) to 1-15/32" (37mm) as required.

Material: Brass, Stainless Steel



1766 Step Collar for U5109 and U5153 High Security Cylinders.

Material: Stainless Steel



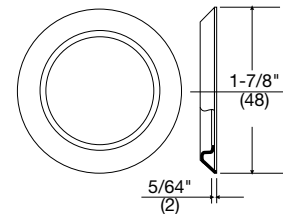
KP3 Wave Washer

(Furnished standard with 1765 collar for Yale® KeyMark® cylinders only).



KP4 Flush Mount Cylinder Collar

Material: Brass, Bronze





Strikes

SECTIONAL MORTISE

Yale nexTouch Keypad Sectional Mortise Locks come standard with a 2815 Curved Lip Strike with a 1-1/4" (32mm) lip length. The strike supplied will accommodate the locking function, i.e. latchbolt and/or deadbolt, and can be installed on doors 1-3/4" (44mm) thick. These strikes are non-handed.

Material: Brass, Bronze, Stainless Steel.

Longer/Shorter Lip Lengths: Mortise lock strikes are mounted 3/8" above the center line of the lock. To determine the proper length of lip use the following formula:

1/2 of the door thickness, plus 1/16" inset, plus trim thickness, plus 1/8" for flat lip strike OR 1/4" for curved lip strike. Select the nearest available length.

2815 Curved Lip:

1-1/4" (32mm) standard

Available for special order:

1-1/8" (29mm)

1-3/8" (35mm)

1-1/2" (38mm)

1-5/8" (41mm)

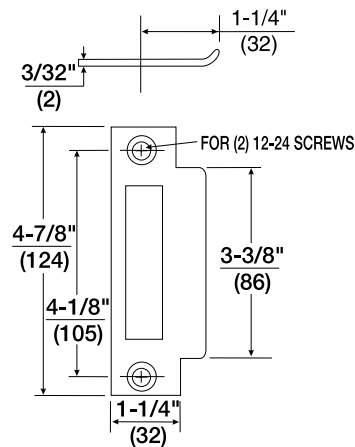
1-3/4" (44mm)

1-7/8" (48mm)

2" (51mm)

2-1/8" (54mm)

2-1/4" (57mm)



2815 Curved Lip Strike
(1-1/4"/32mm standard)

2816 Flat Lip (Available for special order only):

7/8" (22mm)

1" (25mm)

1-1/8" (29mm)

1-1/4" (32mm)

1-1/2" (38mm)

1-3/4" (44mm)

2" (51mm)

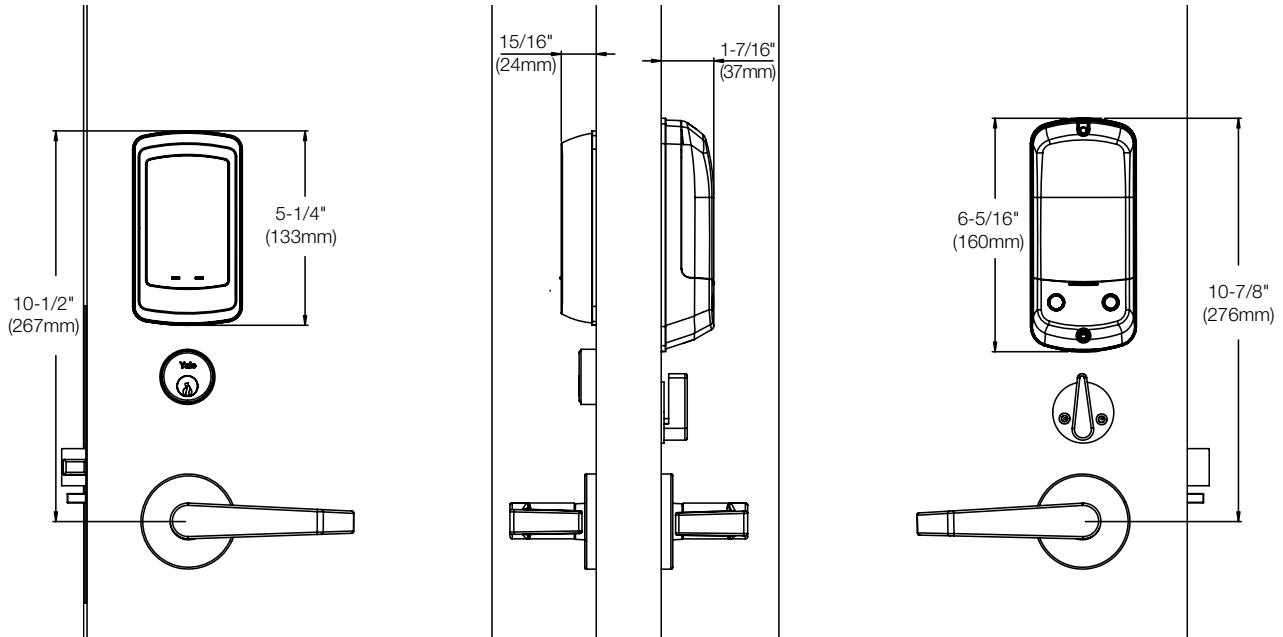
2-1/4" (57mm)

2-1/2" (64mm)



Dimensions

SECTIONAL MORTISE





Technology Options

CYLINDRICAL & MORTISE

NR	Keypad only, no radio
HA2	Zigbee wireless communication
ZW2	Z-Wave wireless communication

Yale Accentra™ Data-on-Card module available only through Authorized Channel Partners. Please contact your Door Security Solutions sales consultant for more information.



Zigbee Module



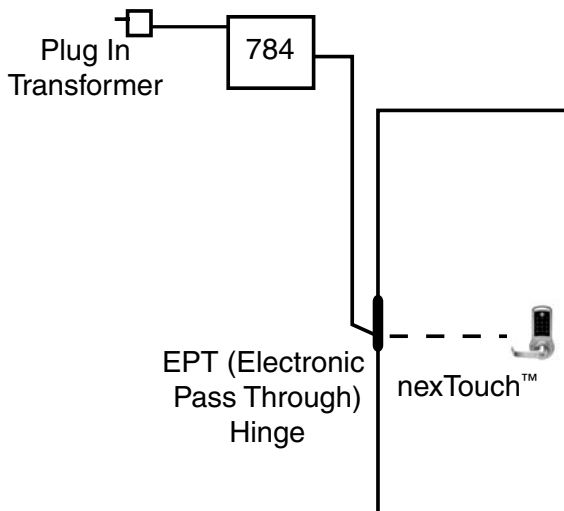
Z-Wave Module



Options and Accessories

CYLINDRICAL & MORTISE

Model/Part Number	Description
784	Optional remote 9VDC power supply with plug-in wall transformer (used for hardwiring up to two nexTouch locks).
WH-28	Remote unlock and power wire harness (used for hardwiring).
00-0000-3425	Replacement plug-in wall transformer with 12' cable assembly for 784 power supply.
00-0000-3426	Gel cell battery - optional for use with 784 power supply.



CYLINDRICAL

Model/Part Number	Description
14-4761-0106	1-3/8" thin door kit. Includes inside and outside escutcheon spacers as well as a 2-3/8" latchbolt.

SECTIONAL MORTISE

Model/Part Number	Description
50-M600-0150-033	Scar plate, inside without thumbturn
50-M600-0151-033	Scar plate, inside with thumbturn
50-M600-0152-033	Scar plate, inside with cylinder
50-M600-0153-033	Scar plate, inside without cylinder



Certifications and Listings

CYLINDRICAL & MORTISE

ADA



The nexTouch Series lever design meets accessibility guidelines of the Americans with Disabilities Act and the requirements of the Uniform Federal Accessibility Standards and ICC/ANSI A117.1 Accessible and Usable Buildings and Facilities, all requiring ease of accessibility.

FCC

Complies with limits for a Class B digital device, pursuant to part 15 of the FCC Rules.

ISO 14001

Designed and manufactured under a certified ISO 14001 quality system.

ANSI/BHMA

nexTouch cylindrical certified ANSI/BHMA A156.2, Series 4000 Grade 1.



nexTouch mortise certified ANSI/BHMA A156.13, Series 1000 Grade 1.

SUSTAINABILITY

EPD and GreenCircle certification.

FIRE LISTINGS




Functions are UL/cUL Fire Listed for use on fire doors having a rating up to and including 3 hours.

WARRANTY

nexTouch has a three year limited warranty on the mechanical and electrical components, and a one year limited warranty on the finish.

Note: Any retrofit or other field modification to a fire rated opening can potentially impact the fire rating of the opening, and Yale Locks & Hardware makes no representations or warranties concerning what such impact may be in any specific situation. When retrofitting any portion of an existing fire rated opening, or specifying and installing a new fire-rated opening, please consult with a code specialist or local code official (Authority Having Jurisdiction) to ensure compliance with all applicable codes and ratings.

WINDSTORM

Certified (refer to local codes).  Hurricane



Notes



Notes



Notes

Contact Us

The world's favorite lock



U.S.A.

Yale Locks & Hardware

Address: 225 Episcopal Road
Berlin, CT 06037-4004
Tel: 1-800-438-1951
Fax: 1-800-338-0965
yalelocks.com

Canada:

ASSA ABLOY Door Security Solutions Canada

Address: 160 Four Valley Drive
Vaughan, Ontario L4K 4T9
Tel: 1-800-461-3007
Fax: 1-800-461-8989
assaabloy.ca

International:

ASSA ABLOY Americas International

Tel: 1-905-821-7775
Fax: 1-905-821-1429
assaabloyai.com

Copyright © 2016-2018, Yale Security, Inc., an ASSA ABLOY Group company. All rights reserved. Reproduction in whole or in part without the express written permission of Yale Security, Inc. is prohibited. Patent pending and/or patent www.assaabloydss.com/patents.

YALE, with its unique global reach and range of products, is the world's favorite lock.

ASSA ABLOY is the global leader in door opening solutions, dedicated to satisfying end-user needs for security, safety and convenience.

42915-4/18R