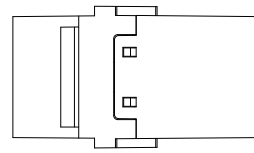
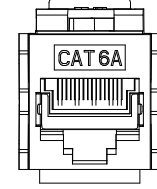
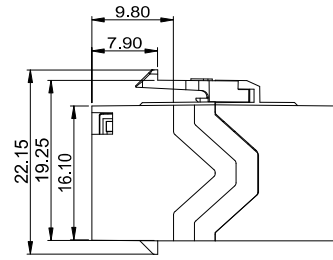
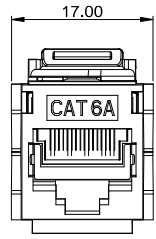
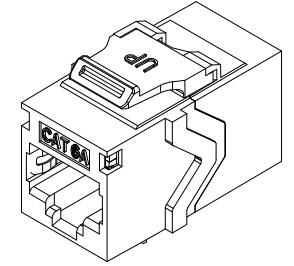
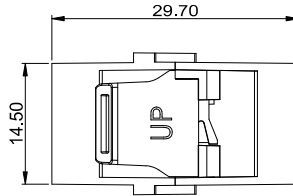


LIMITS	DEGREE CLASS			
	A	B	C	D
<10	±0,02	±0,05	±0,10	±0,15
10-50	±0,05	±0,10	±0,15	±0,20
50-120	±0,10	±0,15	±0,20	±0,25
120-300	±0,15	±0,20	±0,25	±0,30
300-500	±0,20	±0,25	±0,30	±0,35
500-1000	±0,25	±0,30	±0,35	±0,40
1000-1500	±0,30	±0,35	±0,40	±0,45
ANGEL	±0,2°	±0,5°	±1,0°	±1,5°

ZONE	REV.	DESCRIPTION	DATE	APPROVED
	A	INITIAL RELEASE	2014.01.13	



MATERIAL
 MATERIALS: ZN ALLOY
 COSMETIC: ELECTROPLATING NI + SANDBLASTING
 RJ45JACK CONTACT:PHOSPHOR BRONZE, 50U"³ GOLD PLATING
 CAVITY CONFORMS TO FCC RULES AND REGULATIONS PART 68"

PHYSICAL CHARACTERISTICS
 PLUG INSERTION LIFE: >=750 TIMES (RJ45, RJ11/RJ12)
 INSERTION FORCE < = 20N
 CONTACT FORCE: 0.98N BY FCC PLUG
 PLUG RETENTION FORCE: 50N 60±5 SECONDS
 CONTACT: PHOSPHOR BRONZE WITH 50U"³ GOLD OVER CONTACT AREA
 OPERATION TEMPERATURE: -10 ~ 60 °C

ELECTRICAL
 CURRENT RATING: 1.5A
 DIELECTRIC WITHSTANDING VOLTAGE : 1000 VAC 60HZ
 INSULATION RESISTANCE : 500 MΩ MIN.
 CONTACT RESISTANCE : 20 mΩ MAX.



MODEL: S45-3275	TITLE: CAT6A STP IN-LINE COUPLER W/6 COLOR ID	Simply45[®]		
DRAWN:	PART NO.	UNIT	MM	
DESIGNED:	MATERIAL	SCALE	1 : 1	
CHECKED:	FINISH	SHEET	1 OF 1	
	TOOLING NO.	SIZE	REV.	A
APPROVED:	DWG NO.			