

RadioRA 3 Sunnata Keypads

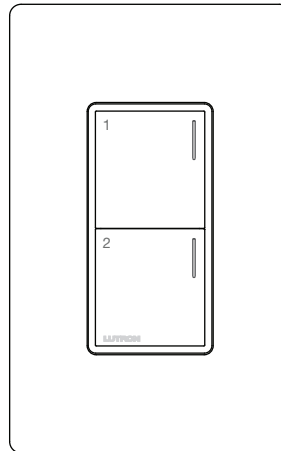
RadioRA 3 Sunnata keypads provide homeowners with a simple and elegant way to operate lights, shades/draperies, motorized screens, and many other devices.

Sunnata keypads feature large, easy-to-use buttons. LED bars on each button aid in locating the buttons in low light conditions. Printing colors are selected to provide increased readability, regardless of the keypad finish or color.

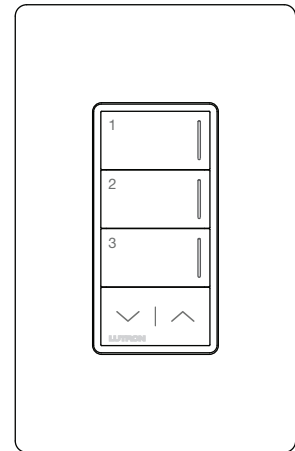
Default printing provides the ability to use the keypad in the space, and once the custom printing needed has been identified, a replacement button kit can be redeemed using the RadioRA 3 setup software.

Replacement button kits are available in a variety of colors and finishes with custom printing to clearly identify each button's function. The flexible design of the keypads allow the color, number of buttons, and the configuration of the buttons to be changed in the field, after installation.

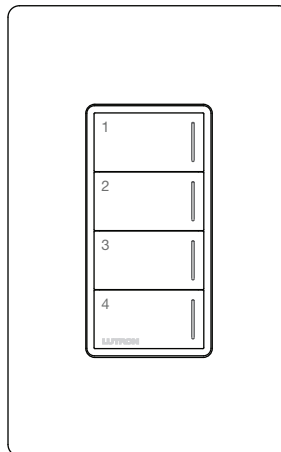
Use with Lutron Designer (Claro or Satin Colors) wallplates. Wallplates are sold separately. Lutron Claro and Satin Colors wallplates snap on with no visible means of attachment.



RRST-W2B



RRST-W3RL



RRST-W4B

Model Numbers

RRST-W2B-XX*	2-Button Keypad (default printing)
RRST-W3RL-XX*	3-Button Keypad with Raise / Lower (default printing)
RRST-W4B-XX*	4-Button Keypad (default printing)
STBK-W**	Replacement Button Kit

* "XX" in the model number represents color/finish code. See **Colors and Finishes** at end of document.

** See page 5 for specification information.

RadioRA 3 Sunnata Keypads

Specifications

Model Numbers	Keypads: RRST-W2B, RRST-W3RL-XX , RRST-W4B Replacement Button Kits: STBK-W
Power	120–277 V~ 50/60 Hz 0.25 A
Typical Power Consumption	0.25 W, 1.5 W Max Test conditions: All LEDs on, constant transmission
Regulatory Approvals	cULus, NOM, FCC, IC, IFT
Environment	Ambient operating temperature: 32 °F to 104 °F (0 °C to 40 °C), 0% to 90% humidity, non-condensing. Indoor use only.
Communications	For reliable performance in a system, this device should be placed within 25 ft (7.6 m) of two additional compatible wireless devices, such as RadioRA 3 Sunnata products and the RadioRA 3 processor.
ESD Protection	Tested to withstand electrostatic discharge without damage or memory loss, in accordance with IEC 61000-4-2.
Surge Protection	Tested to withstand surge voltages without damage or loss of operation, in accordance with IEEE C62.41-1991 “Recommended Practice on Surge Voltages in Low-Voltage AC Power Circuits”.
Power Failure	Power failure memory: Should power be interrupted, the keypad will return to its previous state when power is restored.
Mounting	Requires a U.S. wallbox. 3 ½ in (89 mm) deep recommended, 2 ¼ in (57 mm) deep minimum.
Wiring	RadioRA 3 Sunnata keypads require a 120–277 V~ hot and neutral wire connection.
Warranty	1-Year Limited Warranty www.lutron.com/TechnicalDocumentLibrary/warranty.pdf

Design Features

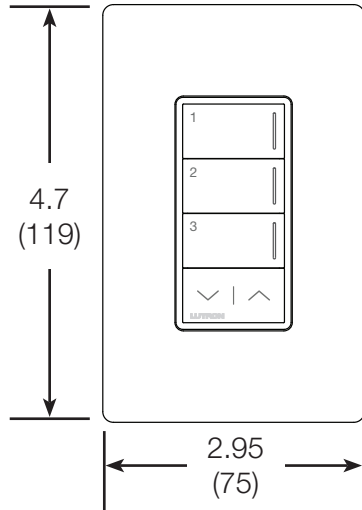
- At the press of a single button, lights fade ON or OFF to desired levels and shades/draperies open or close to desired positions.
- Light levels and shade/drapery positions can be fine-tuned by pressing and holding the raise/lower buttons.
- Programmable to select scene or room preset levels or positions.
- Adjustable status LED intensity through system level programming.
- Configurable raise/lower selection using programming software.
 - Last button pressed (default) - devices controlled by the last button pressed will raise/lower.
 - Double-tap - devices controlled by a double-tapped button will raise/lower.
 - Programmed devices - only the devices programmed to the button will raise/lower.
- Keypads include one credit redeemable for a single custom printed replacement button kit through the RadioRA 3 setup software.

RadioRA 3 Sunnata Keypads

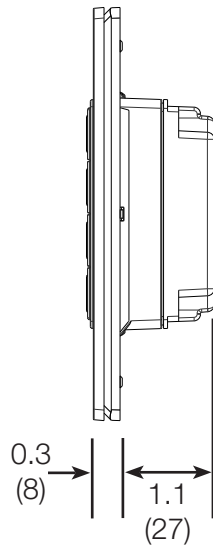
Dimensions

All dimensions are shown as in (mm)

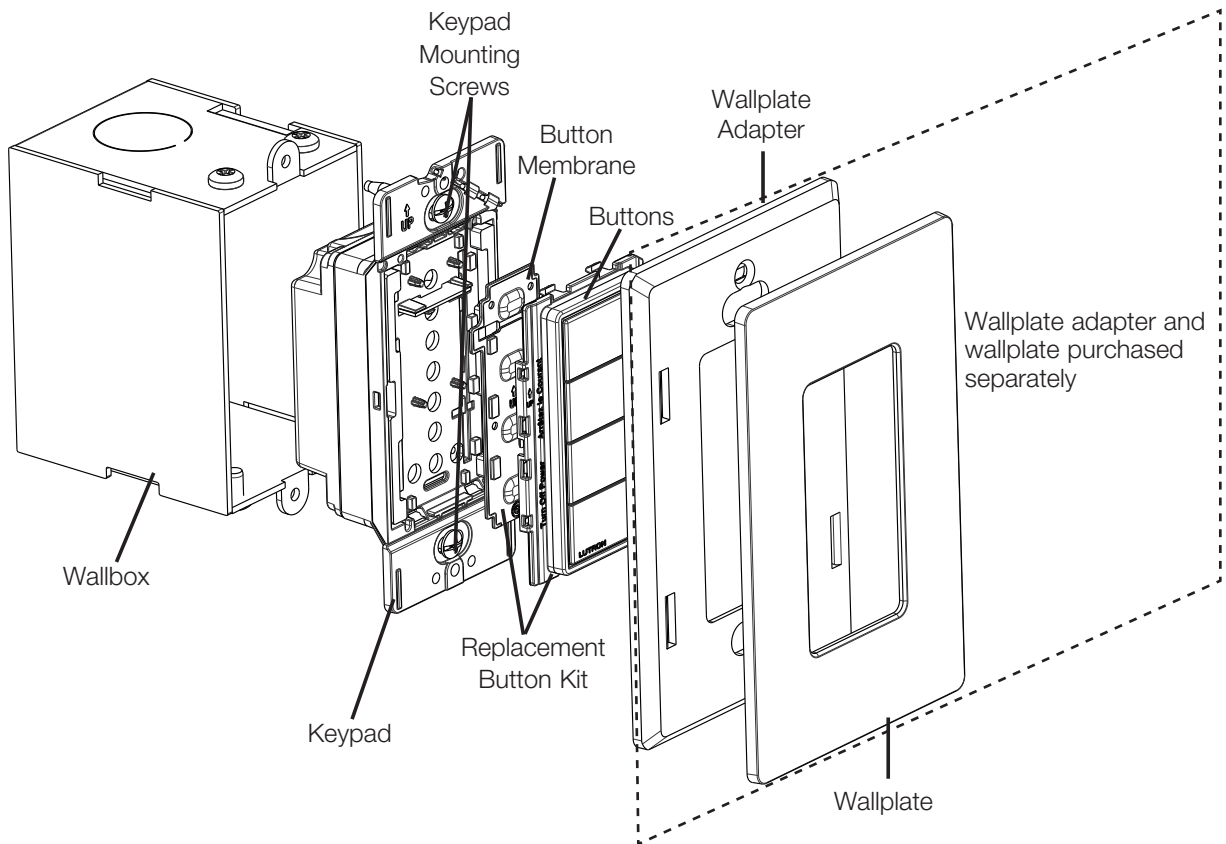
Front View



Side View

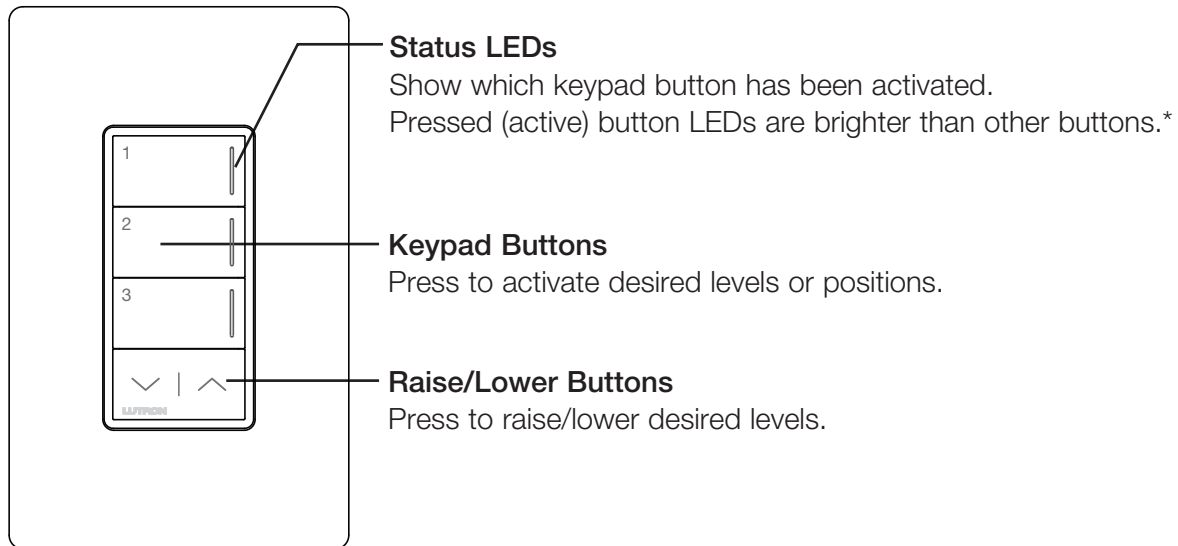


Mounting and Parts Identification



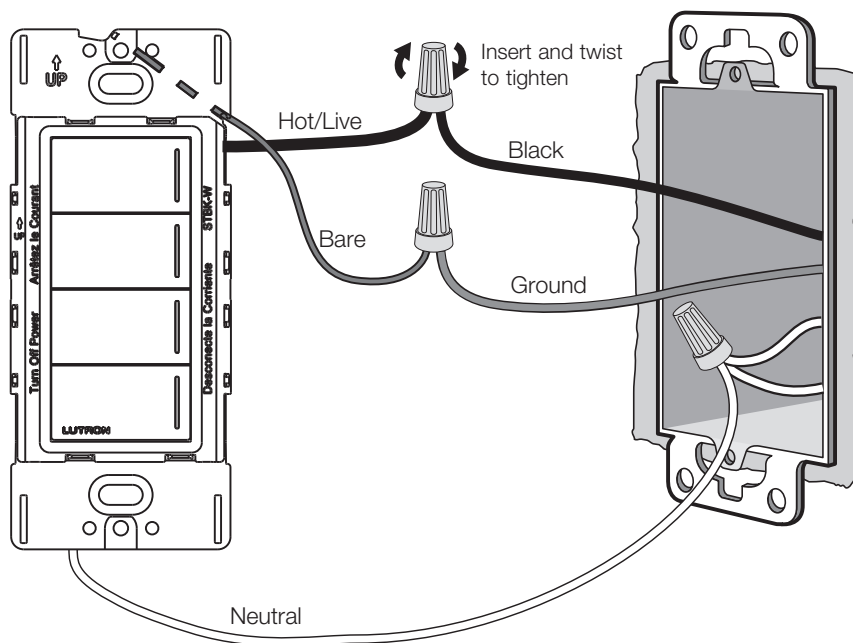
RadioRA 3 Sunnata Keypads

Operation



* This behavior is programmable in the system software.

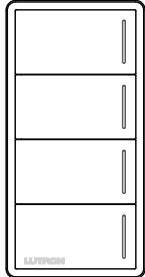
Wiring Diagram



RadioRA 3 Sunnata Keypads

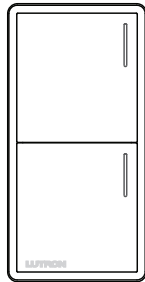
Replacement Button Kit Selection Guide

Component

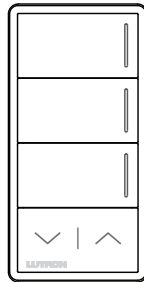


Button Kit only

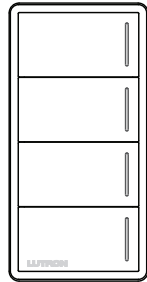
Button Configuration



2-Button



3-Button with Raise/Lower



4-Button

Colors and Finishes

Gloss

WH White
 BL Black
 IV Ivory
 LA Light Almond

Satin

SW Snow
 MN Midnight
 BI Biscuit

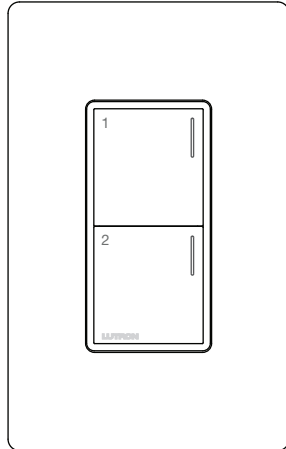
Final Keypad/Replacement Button Kit configuration and selection to be completed in myProjects. Printing to be specified in myProjects. Visit engraving.lutron.com/sunnata for engraving options.

RadioRA 3 Sunnata Keypads

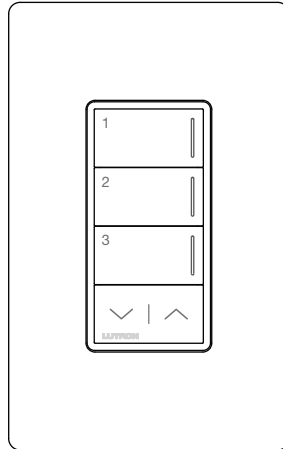
Button Text/Icons

Lutron Defined (default) (Keypad only)

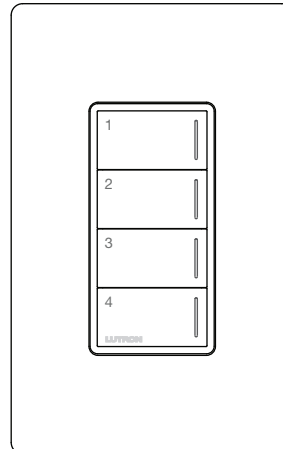
Default printing icons shown below. These keypad models include a redeemable printing credit for ordering a custom-printed button kit at a later time through the RadioRA 3 setup software.



RRST-W2B



RRST-W3RL



RRST-W4B

Personalized (Replacement Button Kits)

Printing to be specified in myProjects. Visit engraving.lutron.com/sunnata for printing options. Predefined custom printing must be defined at time of order.

Note: Button Kit orders cannot be manufactured until printing information is received.


RadioRA 3 Sunnata Keypads

Colors and Finishes

Gloss Finishes



White
WH



Ivory
IV



Light
Almond
LA


Satin Finishes



Snow
SW



Midnight
MN



Biscuit
BI



Black
BL

- Due to printing limitations, colors and finishes shown cannot be guaranteed to perfectly match actual product colors.
- Color chip keychains are available for more precise color matching:

Gloss Finishes- DG-CK-1

Satin Finishes - SC-CK-1