

1. SUMMARY

The Primex field punchdown termination puck protects hands while providing a fast and easy way of terminating modules and jacks requiring punchdown termination. Jacks and modules easily slide and lock into position creating a safe and convenient way of terminating.

2. PRODUCT DIMENSIONS

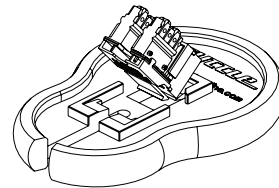
SIZE: Compatible with all jacks and modules.

3. FEATURES & BENEFITS

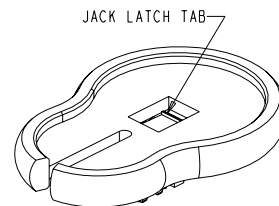
- Ergonomically designed
- Hard plastic protects hands during punchdown termination
- Accepts a wide variety of jacks and modules

4. CONFIGURATIONS

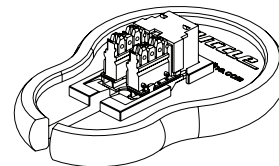
Part #	Part Name	Description
135-0207	2-FTP	Punchdown termination puck



1. Tip jack forward and slide into position



2. Be sure the Jack Latch Tab is visible from the bottom of the puck.



3. Slide the jack forward towards the logo and press the back side of the jack firmly into the puck.



FOR MORE INFORMATION CONTACT:

📞 1.604.881.7875 📠 1.604.881.7835

www.primex.com     