

Maximal RV Series

Rack Access Power Controllers (fused)



Altronix Maximal RV Rack Mount Access Power Controllers Series units distribute and switch power to access control systems and accessories. They convert a 220VAC 50/60Hz input into eight (8) or sixteen (16) independently controlled 12VDC and/or 24VDC fuse protected outputs. Outputs are activated by a normally open (NO) or normally closed (NC) dry trigger input from an Access Control System, Card Reader, Keypad, Push Button, PIR, etc. Units will route power to a variety of access control hardware devices including Mag Locks, Electric Strikes, Magnetic Door Holders, etc. Outputs will operate in both Fail-Safe and/or Fail-Secure modes. The FACP Interface enables Emergency Egress, Alarm Monitoring, or may be used to trigger other auxiliary devices. The fire alarm disconnect feature is individually selectable for any or all of the outputs.



Maximal3RHV

Key Features

- Eight (8) or Sixteen (16) independently controlled fuse protected 12VDC and/or 24VDC outputs
- Individually selectable Mag Lock/Strike (Fail-Safe, Fail-Secure) solid state fuse protected outputs
- Thermal and short circuit protection with auto reset
- Supervision:
 - AC Fail
 - Low Battery
- Fire Alarm disconnect (latching or non-latching) is individually selectable for any or all of the outputs
- Fire Alarm disconnect input options:
 - a) Normally open (NO) or normally closed (NC) dry contact input
 - b) Polarity reversal input from FACP signaling circuit
- Built-in charger for sealed lead acid or gel type batteries
- Instantaneous transfer to stand-by batteries
- Lifetime Warranty

Maximal RV Power Supply Series Configuration Reference Chart

Altronix Model Number	220VAC 50/60Hz Input Current	Power Supply Board Input Fuse Rating	Power Supply 1 (8 outputs)	Power Supply 2 (8 outputs)	Total Output Current	Fuse Protected Outputs	Maximum Current Per ACM8R-M Output
Maximal1RHV	0.9A	5A/250V	12VDC @ 4A	N/A	4A	8	2.5A
			24VDC @ 3A	N/A	3A		
Maximal1RV	0.9A	5A/250V	12VDC @ 4A	N/A	4A	16	2.5A
			24VDC @ 3A	N/A	3A		
Maximal3RHV	0.9A	3.5A/250V	12VDC @ 6A	N/A	6A	8	2.5A
			24VDC @ 6A	N/A			
Maximal3RV	0.9A	3.5A/250V	12VDC @ 6A	N/A	6A	16	2.5A
			24VDC @ 6A				
Maximal33RV	1.9A	3.5A/250V	12VDC @ 6A	12VDC @ 6A	12A	16	2.5A
			24VDC @ 6A	24VDC @ 6A			
			12VDC @ 6A	24VDC @ 6A			

Lifetime Warranty

Maximal RV Series

Rack Access Power Controllers (fused)



Specifications

Input

Voltage 220VAC (working range 198VAC - 256VAC), 50/60Hz

Input Fuse Varies, See Reference Chart

Outputs

Voltage 12VDC and/or 24VDC, see Reference Chart

Current Varies, see Reference Chart

Output Fuses 3.5A/250V

Other Overvoltage protection
Filtered and regulated outputs

Battery Charging

Type Sealed lead acid or gel type

Failover Upon AC loss, instantaneous

Batteries are sold separately. Separate enclosure is required

Fire Alarm Disconnect

Supervised Latching or non-latching, individually selectable for any or all of the outputs

Supervision

AC Failure Form "C" contacts

Battery Form "C" contacts

Indicators (LED)

Input Illuminated ON/Reset Switch

Output Individual Output Status LEDs located on the front panel

Physical and Environmental

2U rack mount chassis for use in standard EIA 19" rack

Dimensions (H x W x D):

Enclosure:

3.26" x 19.125" x 8.5" (83mm x 486mm x 216mm)

Shipping:

20.25" x 12.5" x 7.25" (514.4mm x 317.5mm x 184.2mm)

Weight (approx.):

Model	Product Weight	Shipping Weight
Maximal1RHV	10.7 lb. (4.85 kg)	12.7 lb. (5.76kg)
Maximal1RV	10.7 lb. (4.85 kg)	12.7 lb. (5.76kg)
Maximal3RHV	10.85 lb. (4.92 kg)	12.85 lb. (5.83 kg)
Maximal3RV	10.85 lb. (4.92 kg)	12.85 lb. (5.83 kg)
Maximal33RV	12.4 lb. (5.62 kg)	14.3 lb. (6.49 kg)

Temperature

Operating: 0°C to 49°C (32°F to 120°F)

Storage: - 20°C to 70°C (- 4°F to 158°F)

Relative Humidity

85% +/- 5%

BTU/Hr. (approx.)

Model	12VDC	24VDC	12 and 24VDC
Maximal1RHV	25	37	N/A
Maximal1RV	25	37	N/A
Maximal3RHV	37	74	N/A
Maximal3RV	37	74	N/A
Maximal33RV	74	141	106

Accessories (order separately)



RE2 – Rack Mount Battery Enclosure

- Accommodates up to four (4) 12VDC/7AH batteries

Lifetime Warranty

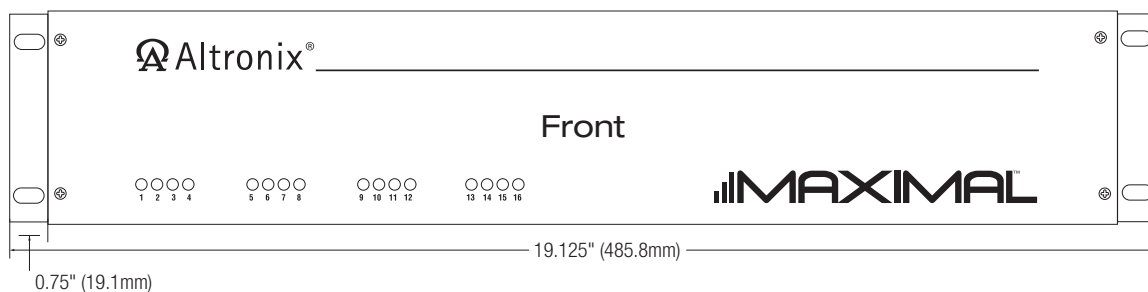
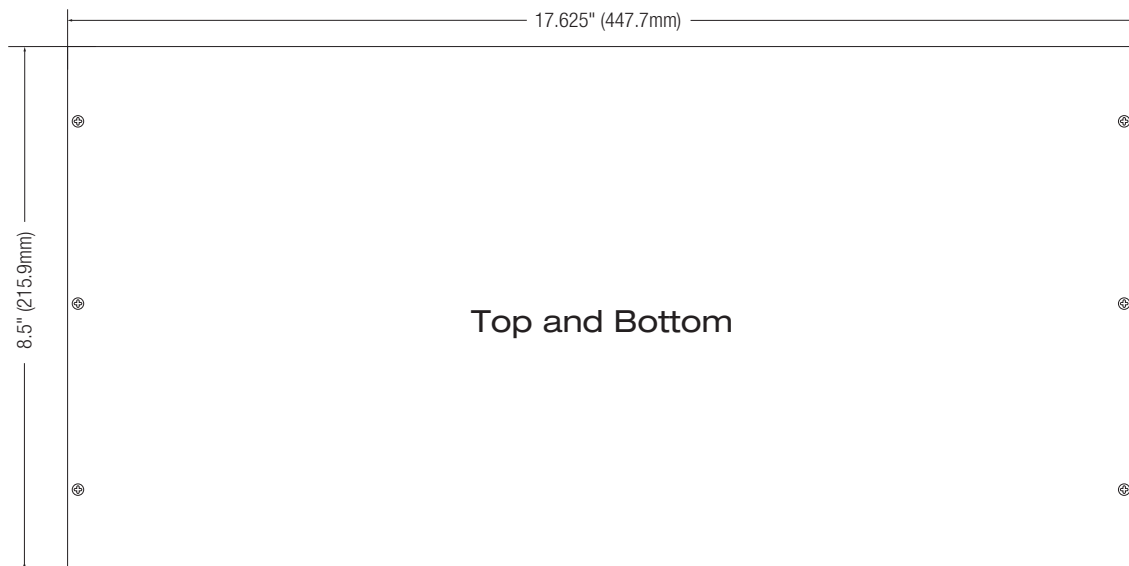
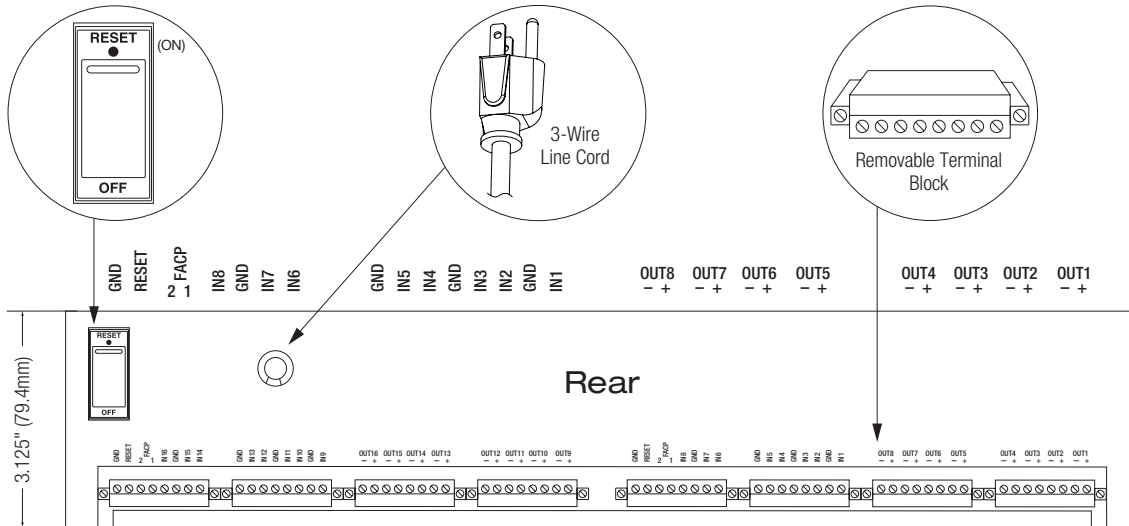
Altronix Corporation | 140 58th St | Brooklyn, NY 11220 USA

phone: +1 718.567.8181 | fax: +1 718.567.9056 | email: info@altronix.com | www.altronix.com

Dimensions and Drawing

Dimensions (H x W x D approximate)

3.26" x 19.125" x 8.5" (83mm x 486mm x 216mm)



Lifetime Warranty

Altronix Corporation | 140 58th St | Brooklyn, NY 11220 USA

phone: +1 718.567.8181 | fax: +1 718.567.9056 | email: info@altronix.com | www.altronix.com