


Category 6A Unscreened Patch Panels

The category 6A unscreened patch panel is available in 24- and 48-port versions and provides the ability to terminate unscreened category 6A cable in category 6A keystone jacks. Keystone connectors used in the panel are designed to meet or exceed TIA-568-B.2-10 channel level specifications for superior performance. The panel features front labeling areas and comes with a rear cable management bar that mounts easily to the back of the panel.



KEY FEATURES

- Connector transmission performance meets or exceeds TIA-568-B.2-10 channel level performance specifications
- Connector contact design provides enhanced plug to jack connection integrity and protects against damage caused by insertion of 4 or 6 position plugs
- Rear cable management bar
- Rear termination is made quick and easy using a 110 type connector compatible with an industry standard single position 110 or Krone termination tool
- Connectors are rated for at least 750 plug insertions providing for the highest level of system reliability
- Maximum strength and durability construction



ORDERING INFORMATION

Category 6A Unscreened Patch Panels

Part Number	Description
24458-C6A	24-Port Category 6A Patch Panel, T568A/B Wiring, 1.75" (1 RMS) High Panels come with rear cable management bar, 24 category 6A unscreened keystone jacks, cable ties, and set of mounting screws.
48458-C6A	48-Port Category 6A Patch Panel, T568A/B Wiring, 3.0" (2 RMS) High Panels come with 2 rear cable management bars, 48 category 6A unscreened keystone jacks, cable ties, and set of mounting screws.

SPECIFICATIONS

Category 6A Unscreened Patch Panels

SPECIFICATIONS

- TRANSMISSION PERFORMANCE**

ANSI/TIA-568-B.2-10: Meets or exceeds category 6A (1–500 MHz) channel specifications

- TRANSMISSION MEDIA**

Unscreened twisted pair (UTP)

- WIRING SCHEME**

ANSI/TIA/EIA-568-B.2: T568A & T568B

ISO/IEC 11801 2nd Ed.: 8-position pin/pair assignment (1-2/3-6/4-5/7-8)

- ELECTRICAL**

Insulation resistance: min 500 MOhm @ 100 V_{dc}

Dielectric withstanding voltage: 1,000 V_{dc/ac} peak contact to contact @ 60 Hz for 1 min

Spring wire contact resistance: max 20 Mohm

IDC contact resistance: max 2.5 MOhm

Current rating: see figure

- MECHANICAL**

Total contact force: min 800 g for 8 wire leads with FCC compliant 8p8c plug

Retention: 50 N (11 lbf) for 60±5 s

Mating cycle life: min 750 cycles with FCC compliant 8p8c plug

- CONSTRUCTION**

Panel: steel/Ni plated steel

Cable management bar: steel/Ni plated steel

Jack housing: high impact thermoplastic, UL94V-0 fire retardant

Jack contacts: phosphor bronze alloy plated with min 50 µin of gold over 70–100 µin of nickel plating

Jack IDC: 110 type, phosphor bronze alloy with 100 µin 100% tin alloy

- JACK TYPE**

8p8c (8-position, 8-contact) "RJ45" type

- WIRE GAUGE**

22-24 AWG (0.644 – 0.511 mm)

- MOUNTING DIMENSIONS**

Panel: 19" rack mountable

1.5 in deep (w/o cable management bar)

6.0 in deep (with cable management bar installed)

1.75 in (1 RMU) high (24458-C6A)

3.50 in (2 RMU) high (48458-C6A)

Jacks: W 16.9 mm D 31.3 mm H 19.3 mm

W 0.67 in D 1.23 in H 0.76 in

- ENVIRONMENTAL CONDITIONS**

Storage: -40°C – +70°C (-40°F – +158°F)

Operation: -10°C – +60°C (+14°F – +140°F)

RH (operation): max non-condensing 93%

- COMPLIANCE**

ANSI/TIA/EIA-568-B.2-10, IEEE 802.3 ab, FCC Part 68 Subpart F, UL 94V-0, UL 1863, IEC 60603-7

- APPLICATIONS**

X.21, V.11, S0, ISDN, CSMA/CD 10BASE-T, 100BASE-TX, 100BASE-T4, 100BASE-T2, 1000BASE-T, 10GBASE-T, TR 4/16/100, 100BASE-VG, ATM LAN 25/51/155, TP-PMD

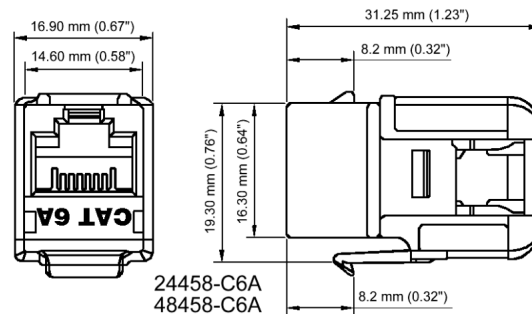
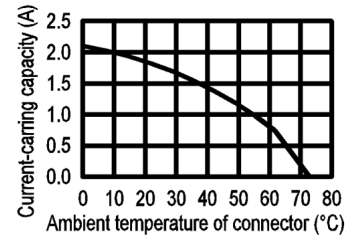
- WARRANTY**

5-year limited component warranty

10-year Signamax Link/Channel Warranty

15-year Signamax Extended Component Warranty

25-year Signamax Cabling System Warranty



RELATED PRODUCTS

Product/Product Group	Spec Sheet #
Category 6A SL Screened Patch Panel _____	PSS.C6ASL-FTP-PP (A-OCT-08)
Category 6A SL Unscreened Keystone Jacks _____	PSS.C6ASL-UTP-KJ (A-OCT-08)
Category 6A SL Screened Keystone Jacks _____	PSS.C6ASL-FTP-KJ (A-OCT-08)
Category 6A SL Unscreened Patch Cords _____	PSS.C6ASL-UTP-PC (A-OCT-08)
Category 6A SL Screened Patch Cords _____	PSS.C6ASL-FTP-PC (A-OCT-08)

SPECIFICATIONS