







RCI Electric Strikes



VR166 Vertical Rod Strike

Surface mounted vertical rod strike for Pullman latch.

Simple locking solution for surface vertical rod exit devices having a Pullman style latch.

	Energy 210mA Field-Selectable 12/24VDC, 12-24VAC		Strength 1,500lb Static 70ft-lb Dynamic
	Warranty 5 Year Limited Warranty		Mode Fail-Secure
	Endurance 250,000 Cycles		Monitoring Latch Monitor & Keeper Monitor Accessory Available

¹Max at 12VDC

- A small footprint vertical rod strike to be used in single or double-door applications.
- This simple design requires a 63 mm x 33 mm cut-out in the frame.
- Total footprint of the strike does not exceed 104 mm x 50 mm x 16 mm.
- Horizontal adjustability of 8 mm for frame and door variations.
- Solenoid activated.
- Designed and suited to a minimum 52 mm (2-1/16") backset of the top latch.
- UL294 Listed for Access Control Unit Accessory (6th Edition).
- UL1034 burglary-resistant Listed.

How To Order

VR166	x	32D
	x	LMKM

Example: **VR166 x 32D**

