

RCI Keypads & Readers









9322 Easy Read-Prox® Micro Reader Reader + Stand Alone

One self-contained unit, single door standalone access control solution for flush mount applications for interior or exterior use. 1-3/16" W x 1-7/8" H x 5/16" D (29.5mm x 48mm x 8.5mm)

9323 Easy Read-Prox® Micro Readers Reader + Controller

Two separate components, single door standalone access control solution for flush mount applications for interior or exterior use. 1-3/16" W x 1-7/8" H x 5/16" D (29.5mm x 48mm x 8.5mm)

 Energy 1,000mA ¹ 12VDC	 Environment Rugged, Weather- Resistant Design	 Warranty 2 Year Limited Warranty	 Read Range Up To 2-3/8" (60mm) ²
 Mode Field-Selectable Fail-Safe & Fail-Secure	 Users Supports Up To 10,000 Users		

¹Max
²Using 932-10CP Card, 1-9/16" (40mm) using 932-10KP Fob

- Easy to install
- Supports up to 10,000 users
- Aesthetically pleasing flush mount design
- Access validation – Silent3/Audible
- Deny access without retrieving user's card or fob
- No separate programmer required
- Input trigger for request-to exit or other open circuit contact
- Includes black snap-on cover
- Proximity cards and fobs are available in packs of 10 (sold separately)

How To Order

Type	
2	-Reader + Controller (One Self-Contained Unit)
3	-Reader + Controller (Two Separate Components)
3MP	-Reader Only (No Control Board)
932	

Accessories

Model	Description
932-10CP	Encoded card starter pack, 10 pack, includes wallet and programming cards
932-10KP	Encoded fob starter pack, 10 pack, includes wallet and programming cards

³9322 only. Does not apply to 9323.