


Product

Specifications

Low Loss Fiber Optic Patch Cords

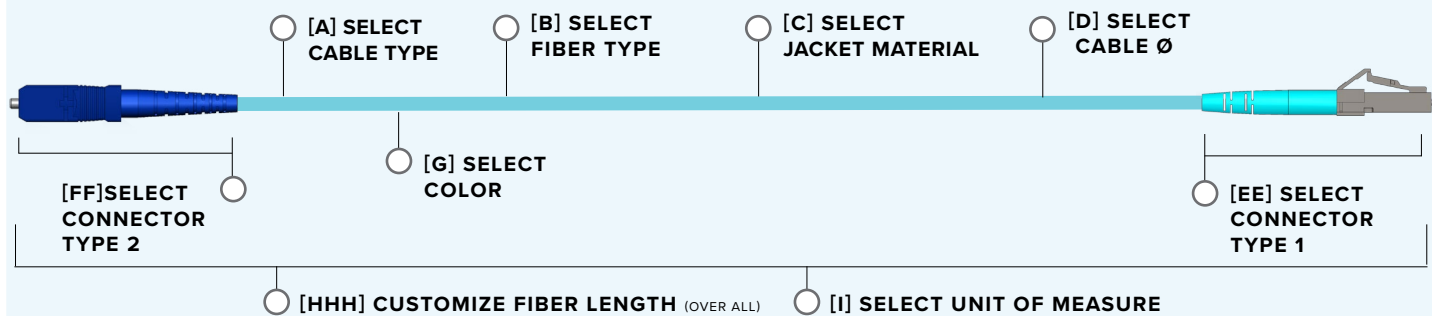
KEY FEATURES

- Meets ANSI/TIA-568-C.3 transmission performance specifications
- 100% factory tested for insertion and return loss
- Manufactured in the USA with Corning® Clear Curve™ Bend Insensitive Fiber and SENKO Low Loss Connectors
- Maintain downlink transmission speeds for both the 10/40/100 GbE and 16/32 Gb Fiber Channel Standards
- Available for the SIGNAMAX 5-day Fiber Program
- Single Mode Connector Loss:
 Typical: SC 0.25 dB; LC/CS 0.20 dB
 Low Loss: SC 0.15 dB; LC/CS 0.15 dB
- Multimode Connector Loss:
 Typical: SC 0.25 dB; LC/CS 0.15 dB
 Low Loss: SC 0.15 dB; LC/CS 0.10 dB

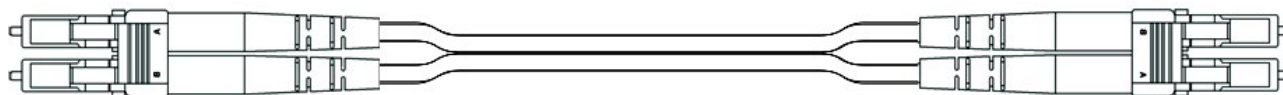


CONFIGURATION OPTIONS

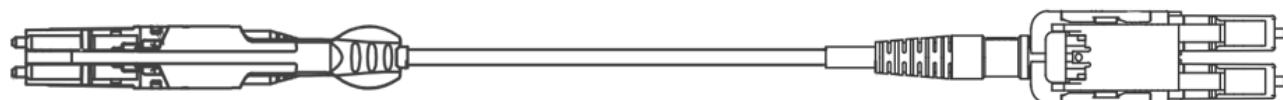
FC - [A][BB][C][D] - [EE][FF][G]-[HHH][I][J]



LC TO LC CONFIGURATION



CS TO LC CONFIGURATION



Product Specifications

Low Loss Fiber Optic Patch Cords



FC [A][B][C][D] - [EE][FF][G] - [HHH][I][J]

ORDERING CONFIGURATION

CABLE TYPE [A]	¹ JACKET [C]	¹ CONNECTOR 1 [EE]	¹ CONNECTOR 2 [FF]	COLOR [G]	² LENGTH [HHH]
D: Duplex	R: OFNR	C1: LC	C1: LC	T: TIA Standard	XXX
S: Simplex	P: OFNP	C2: LC/APC	C2: LC/APC	B: Blue	UNIT OF MEASURE [I]
	L: LSZH	C3: SC	C3: SC	O: Orange	
FIBER TYPE [B]	CABLE DIA. [D]	C4: SC/APC	C4: SC/APC	G: Green	F: Feet
1: OM1	1: 1.6 mm (zip)	C5: CS	C5: CS	W: Brown	M: Meters
2: OM2	2: 2.0 mm (zip)	C6: CS/APC	C6: CS/APC	R: Red	DELIVERY [J]
3: OM3	3: 3.0 mm (zip)	C7: ST	C7: ST	K: Black	
4: OM4	5: 3.0 mm Round	C9: FC	C9: FC	Y: Yellow	
5: OM5		D1: LC Uniboot (RV)	D1: LC Uniboot (RV)	V: Violet	S: Standard
9: OS2		D2: LC/APC Uniboot (RV)	D2: LC/APC Uniboot (RV)		E: 5-Day

PART NUMBER EXAMPLE :

FC-D3P3-C1C1T-010FE - Duplex OM3 Plenum 3.0 mm (zip) patch cord with a LC to LC connectors with standard coloring configured to be 10 feet in length and delivered in 5 days.

1. Additional jacket materials & connectors available by request, contact customer service.
2. Pulling eye included on all assemblies over 50 ft in length. Lengths over 100 ft are packaged on reels.

*Need more customization, contact tech support for a consult.

SPECIFICATIONS

TRANSMISSION PERFORMANCE

ANSI/TIA-568-C.3: exceeds component specifications

Cable:

OS2 (9/125 μm):

Max. Attenuation [dB/km] 0.5/0.4

OM3 (50/125 μm):

Max. Attenuation [dB/km] 3.5/1.5; **Bandwidth [MHz.km]** 2,000 @850nm

OM4 (LOMMF):

Max. Attenuation [dB/km] 3.0/1.0; **Bandwidth [MHz.km]** 4,700 @850nm

OM5 (WBMMF):

Max. Attenuation [dB/km] 2.5/0.8; **Bandwidth [MHz.km]** 3,500 @500nm

Return Loss: PC ≤ -30 dB

Insertion Loss: 0.20 dB Typical, 0.30 dB Max

CONSTRUCTION

Cable: Simplex or Duplex

Outer Jacket: Flame Retardant PVC - OFNR; Non-conductive Plenum - OFNP

Low Smoke - LSZH

Strain Relief: Thermoplastic

MECHANICAL

Connector Ferrule: Ceramic

End-Face Radius of Curvature: 10 mm (0.39 in) < R < 30 mm (1.18 in)

Apex Offset: < 50 μm

ENVIRONMENTAL CONDITIONS

Operating Temperature: 4 to 158°F (-20 to 70°C)

Storage Temperature: -40 to 176°F (-40 to 80°C)

Operating RH: 95% (non-condensing)

COMPLIANCE

ANSI/TIA-568-C.3, ISO/IEC 11801 2nd Ed., CENELEC EN 50173, UL94V-0, TIA492-A, TIA-568-C.3, TIA/EIA-604-10, TIA/EIA-604-3, UL1666, IEC 60793-10, IEC60793-2-10, ICEA S-83-596, TIA492-CAAB G.652.D, TIA492-CAAB G.657.A1, TIA492-CAAB G.657.A2/B2, TIA492-CAAB G.657.B3, TIA492-AAAC-B, TIA492-AAAD

WARRANTY

5 - Year Limited Component