

Instructions for 0E-RLY12245A

Product specifications

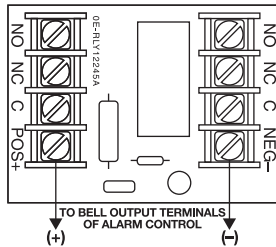
12 or 24VDC operation (*factory set for 12VDC—“SW1” jumper positioned to right. For 24VDC move left to 24VDC position.*)

75mA current draw

5A/220VAC or 28VDC DPDT contacts

Dimensions: 2.75”L X 2”W X 1”H (70mm X 51mm X 25mm)

Wiring for DRY CONTACTS:



Notice:

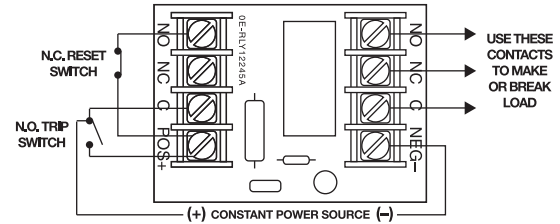
UltraTech does not provide technical support for relay modules. Applications are numerous and diverse, and installation should be performed only by trained and experienced technicians.

RELAY

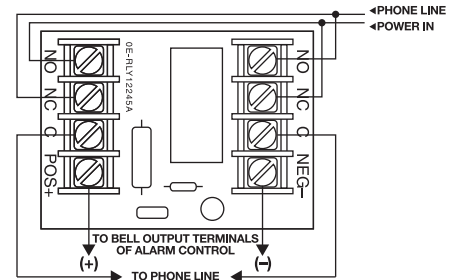
12 OR 24VDC
5A, DPDT



Wiring for LATCHING DRY CONTACTS:



Wiring for POLARITY REVERSAL:



Wiring for LINE SEIZURE:

