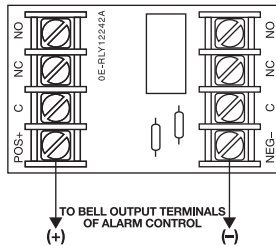


Instructions for 0E-RLY12242A

Product specifications

12 or 24VDC operation (*factory set for 12VDC. Cut jumper 1-"J1"-for 24VDC.*)
 15mA current draw
 2A/120VAC or 28VDC DPDT contacts
 Dimensions: 2.75"L X 1.69W X 1"H (70mm X 43mm X 25mm)

Wiring for DRY CONTACTS:



Notice:

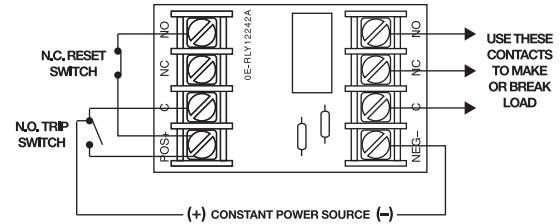
UltraTech does not provide technical support for relay modules. Applications are numerous and diverse, and installation should be performed only by trained and experienced technicians.

RELAY

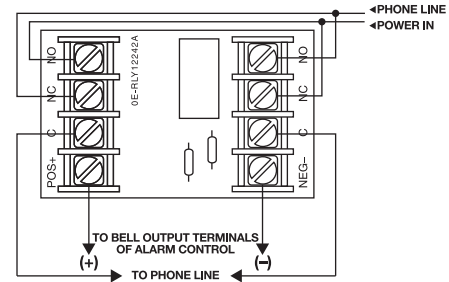
12 OR 24VDC
 2A, DPDT



Wiring for LATCHING DRY CONTACTS:



Wiring for POLARITY REVERSAL:



Wiring for LINE SEIZURE:

