


Table of Contents



END-TO-END SOLUTIONS

NEXTSPEED® Ascent Category 6A UTP System	A4
NEXTSPEED® Ascent Category 6A Shielded System	A5
NEXTSPEED® Category 6 UTP System	A6
NEXTSPEED® Category 5e UTP System	A7
Hubbell OptiChannel Fiber Solutions	A8

COPPER

Work Area

NEXTSPEED® Ascent Category 6A Jacks	B3
NEXTSPEED® Ascent Category 6A and 6 Shielded Jacks	B4
Hubbell Xcelerator Category 6, Category 5e and USOC Jacks.....	B5
Hubbell Xcelerator Jack Accessories	B6
Hubbell Xcelerator Termination Tools	B7
Hubbell iSTATION Plates and Frames.....	B9
Hubbell iSTATION Furniture Plates and Adapters	B14
Hubbell iSTATION Surface Mount Boxes.....	B15
Hubbell iSTATION AMO and OFPL Multimedia Boxes.....	B16
Hubbell iSTATION Modular Adapters	B18

Cross Connect

NEXTSPEED® Ascent Category 6A Component.....	C3
NEXTSPEED® Category 6 Component	C5
NEXTSPEED® Category 5e Component.....	C6
Hubbell iSTATION Multimedia and Keystone Patch Panels.....	C7
6-110 and 110 Connecting Block Systems	C9
Rack Mount and Wall Mount Kits	C11
Cross Connect Blocks.....	C12

Assemblies

BIDnet Pre-Terminated Copper Trunk Assemblies	D3
NEXTSPEED® Ascent Category 6A Patch Cords	D4
NEXTSPEED® Ascent Shielded Category 6A Patch Cords.....	D4
NEXTSPEED® Category 6 Patch Cords	D5
NEXTSPEED® Shielded Category 6 Patch Cords.....	D5
NEXTSPEED® Category 5e Patch Cords	D5
Hubbell BIDnet Assemble-to-Order Cable Program	D6

Cable

NEXTSPEED® Ascent Category 6A UTP and FTP Cable	E3
NEXTSPEED® Category 6E and 5e UTP Cable.....	E4

AV

AV 110 Everywhere™ Digital AV Over UTP	F4
AV 110 Everywhere™ Analog AV Over UTP	F6
AV Modules	F7
Multi-Service Frames and Modules	F8
Frames, Modules and AV Wallboxes.....	F9
VGA Plug-n-Play, Modules and Cords	F11
Pro-Audio D-Style Connections	F12
Keystone Connections	F13

FIBER

Connectivity

Pre-Polished Connectors.....	G3
Fusion Splice Connectors.....	G4
Adhesive and Crimp Style Connectors	G5
Keystone Adapter Snap Fittings	G6
LC and SC Adapters.....	G7
Specialty Adapters.....	G8
MPO Cassettes and 12-Fiber Cords	G9
FSP Adapter Panels	G10
OFPNL Panels and FTR Trays.....	G12
Termination Tools and Accessories	G13
Keyed LC Products	G15

Assemblies

Fiber Patch Cords, Duplex	H3
Fiber Patch Cords, Simplex	H5
Fiber Trunk Assemblies	H6
Specialty Patch Cords and Pigtails	H7
Fiber Pigtails, Single and Bundled.....	H8

Cable

Indoor Distribution Cable, Generic.....	I3
Indoor/Outdoor Tight Buffer Cable, Generic.....	I4
Reel Selection and Capacities	I5
Indoor/Outdoor Loose Tube and Outdoor Armored Cable	I6

Enclosures

FCR HD Rack Mount Enclosure System	J3
FCR Rack Mount Enclosures.....	J4
FPR Rack Mount Enclosures	J5
FEUR Rack Mount Enclosures.....	J6
Rack Mount Splice Enclosures	J7
Wall Mount Enclosures	J8

METAL

Racks

Standard Relay Racks	K3
Relay Racks and Server Frames	K4
Deep Relay Racks.....	K5
Relay Rack Accessories	K6
iFRAME® Columns	K7
iFRAME® Accessories	K8

Cable Management

M Series Cable Management.....	L3
S Series Cable Management	L5
SS Series Cable Management	L7
SD Series Cable Management	L8
Cable Fasteners	L9
Rail Mounted	L10

Table of Contents



METAL

Ladder and Basket Tray

Ladder Tray	M3
Ladder Tray Accessories.....	M4
Round Wire Basket Tray.....	M5
Flat Wire Basket Tray.....	M6
Under Floor Wire Basket Tray	M7
Accessories for Wire Basket Tray	M8
Splice Tool and Hardware; Cutting and Forming Fittings.....	M10

Wall Mount Enclosures

RE-BOX® Remote Equipment Cabinets, Commercial.....	N3
RE-BOX Remote Equipment Cabinets, Industrial	N4
QUADCAB® Wall Mount Cabinets	N5
Wall Mount Cabinet Accessories	N6
NEXTRFRAME® Swing Frames & Horizontal Cable Management	N9
RE-BOX Consolidation Point and AV Ceiling Enclosures.....	N10
RE-BOX Zone Boxes	N11
RE-BOX Security Boxes	N12

Full Size Cabinets

Network Cabinets	O3
Server Cabinets.....	O4
Accessories.....	O5

Grounding and Bonding

Busbar Kits	P3
Bonding Conductor Kits.....	P4
Compression Lugs.....	P5
Busbars	P6
Irreversible Connectors	P7
Compression Taps	P8
Clamps	P9
Mechanical Connectors.....	P10
Dies	P11
Tools.....	P12
Accessories.....	P13
Accessories and Ladder & Basket Tray Kits	P14

Power Distribution

Vertical Power Strips	Q3
Horizontal Power Strips, Rack Mount	Q4
Advanced Power Strips, NEMA.....	Q5
Advanced Power Strips, IEC and Specialty.....	Q6

DELIVERY

Hubbell SystemOne Floor Boxes	R3
Furniture and Work Surface Connectivity Boxes	R17
Large Capacity and Gangable AV Wall Boxes.....	R21
AV In-Wall Enclosures and Ceiling Enclosures	R22
Hubbell SystemOne Fire-Rated Poke-Throughs.....	R23
JLOAD® Multimedia Outlet.....	R36
Aluminum Service Poles.....	R37

Raceway

Raceway Systems Features and Benefits	S3
PREMISETRAK® Non-Metallic Raceway	S4
LANTRAK® Non-Metallic Raceway	S5
WALLTRAK® Non-Metallic Raceway	S6
BASETRAK® Non-Metallic Raceway	S7
SUPER BASETRAK® Non-Metallic Raceway	S8
Non-Metallic Raceway Face Plates and Frames.....	S9
Non-Metallic Raceway Wire Fill Capacity and Compatibility.....	S10
Non-Metallic Raceway Selection Guide	S11

HI-IMPACT

Copper Connectors.....	T3
Patch Cords.....	T4
Plates, Boxes and Covers	T5
Surface Mount and DIN Rail Boxes.....	T6
Weatherproof Covers	T7
Equipment Cabinets	T8

netSELECT® SOLUTIONS

In-Wall AV Delivery	U3
In-Ceiling AV Delivery	U4
Network Enclosures.....	U5
Network Modules.....	U7
AV Modules.....	U8
Accessories.....	U9
Connectivity.....	U10
Frames and Plates.....	U11
Molded-In Voice/Data/Video Frames	U12
Molded-In Plates	U13
Telephone Jacks	U14

TECHNICAL INFORMATION

Online Technical Resources.....	V3
Structured Cabling Standards Evolution	V4
ANSI/TIA-568.2: Balanced Twisted Pair (Field Testing).....	V5
Installation Recommendations.....	V6
Standard UTP Wiring Conventions.....	V7
Application Guides: Cabling Channel Solutions	V10
Product Color Charts.....	V12



End-to-End Solutions

Hubbell solutions offer a fully integrated system of copper and fiber network cabling and components that are designed to exceed all applicable standards for performance and reliability. Hubbell cabling infrastructure offers the option of a complete end-to-end system utilizing Hubbell connectivity and cable or an open architecture solution utilizing Hubbell connectivity and cable from any of our qualified cable partners. Either option delivers all the benefits that component-level performance can offer to end users, designers and specifiers.

Hubbell cabling systems provide the confidence of third party component performance verification, along with a full 25-Year MISSION CRITICAL[®] System Warranty. Future performance, including 100W PoE capability, is also engineered into Hubbell UTP cabling systems to assure long term operation with emerging applications.





End-to-End Solutions

NEXTSPEED® Ascent Category 6A UTP System	A4
NEXTSPEED® Ascent Category 6A Shielded System	A5
NEXTSPEED® Category 6 UTP System.....	A6
NEXTSPEED® Category 5e UTP System	A7
Hubbell OptiChannel Fiber Solutions	A8






The Hubbell Integrated System Advantage

Over the past decade, Ethernet data rates have escalated to support transmission of increasing volumes of data with larger file sizes associated with cloud computing, virtualization, streaming video and other digital media content. The increase in data rates impacts how networks and cabling infrastructure are designed and installed.

Supporting today's bandwidth intensive applications has resulted in a shift to 10GBASE-T deployments. As a result, 10GBASE-T is expanding in the enterprise and the data center. Hubbell's extensive line of both copper and fiber systems support 10GbE and other emerging technologies.



Hubbell is a Solution Developer Partner within the Cisco Developer Network Program






Jack
HJ6AB



Patch Panel
HP6A24



Cable
C6ASRB



Patch Cord
HC6AB01

NEXTSPEED® Ascent Category 6A UTP solution is a tuned system of structured cabling components designed and balanced to work together to support bandwidth beyond 625MHz. NEXTSPEED® Ascent provides the highest level of reliability with a zero bit error rate of 10⁻¹³.

NEXTSPEED® Ascent Category 6A Jacks

Color	Single Pack	25-Pack	Color	Single Pack	25-Pack
Black	HJ6ABK	HJ6ABK25	Office White	HJ6AOW	HJ6AOW25
Blue	HJ6AB	HJ6AB25	Orange	HJ6AOR	HJ6AOR25
Electric Ivory	HJ6AEI	HJ6AEI25	Purple	-	HJ6AP25
Gold	-	HJ6AGL25	Red	HJ6AR	HJ6AR25
Gray	HJ6AGY	HJ6AGY25	White	HJ6AW	HJ6AW25
Green	HJ6AGN	HJ6AGN25	Yellow	HJ6AY	HJ6AY25

Note: Light Almond is the same color as Office White. See color chart on page V12.

NEXTSPEED® Ascent Category 6A Component Patch Panels, 19"

Format	Color	24-Port Catalog No.	48-Port Catalog No.
Standard	Black	HP6A24	HP6A48
Standard	White	HP6A24W	HP6A48W
Angled	Black	HP6A24A*	HP6A48A*

*Angled panels protrude 4.46" from the plane of the rack. One extra inch of space is recommended between the door and panel angle.

Note: See page C4 for additional sizes.

NEXTSPEED® Ascent Category 6A Cable

Color	Plenum Spool	Riser Spool
Blue	C6ASPB	C6ASRB
Gray	C6ASPGY	C6ASRGY
White	C6ASPW	C6ASRW
Yellow	C6ASPY	C6ASRY

Note: All category rated cable is packaged in 1000ft quantities. Made-to-order colors available.

See Section E for additional cable requirements.

NEXTSPEED® Ascent Category 6A Patch Cords

Color	Catalog No.	Color	Catalog No.
Black	HC6ABKyy	Purple	HC6APyy
Blue	HC6AByy	Pink	HC6APKyy
Green	HC6AGNyy	Red	HC6ARyy
Gray	HC6AGYyy	White	HC6AWyy
Orange	HC6AORyy	Yellow	HC6AYyy

yy = Standard Length: **01** (1'), **03** (3'), **05** (5'), **07** (7'), **10** (10'), **15** (15'), **20** (20'). Made-to-order lengths are available from 25ft to 100ft in 5ft increments. See color chart on page V12.

NEXTSPEED® 10 GbE Field Termination Kits

Pairs	Legs	Connecting Blocks	Catalog No.
64-pair	With	16	6110FTK64WL
64-pair	Without	16	6110FTK64NL
192-pair	With	64	6110FTK192WL

Note: 6-110, 4-pair connecting blocks. See page C10 for full connecting block system.

NEXTSPEED® Ascent Category 6A Pre-Terminated Trunk Cable Assemblies

BIDnet Pre-Terminated Copper Trunk Cable Assemblies are the ideal solutions for data centers, open office and other applications where accuracy, reliability and performance are critical factors.

- Simplifies installation time by 75%
- Reduces initial installation cost by 30%
- 100% factory tested and assembled
- Mission Critical® 25-year warranty

Note: Contact your local distributor or Hubbell Customer Service for additional information on BIDnet Pre-Terminated Trunk Cable Assemblies.




Shielded Jack
SJ6A



Shielded Patch Panel
HPJS24



Shielded Patch Cord
PC6AGY03



FTP Cable
C6AFTSPGY

NEXTSPEED® Ascent Shielded Category 6A FTP is a tuned system of structured cabling components designed and balanced to work together delivering headroom beyond 500MHz. Ascent Shielded systems provide the highest level of reliability with additional protection against AXT and other external noise sources.

NEXTSPEED® Ascent Shielded Category 6A Jacks

Unit of Measure	Catalog No.
Single pack	SJ6A
24-pack	SJ6A24

NEXTSPEED® Shielded Category 6A Patch Cords

Color	Catalog No.	Color	Catalog No.
Black	PC6ABKyy	Gray	PC6AGYyy
Blue	PC6AByy	Yellow	PC6AYyy

yy = Standard Length: **03** (3'), **05** (5'), **07** (7'), **10** (10'), **15** (15'), **20** (20'), **25** (25'). Made-to-order lengths are available from 30ft to 75ft in 5ft increments.

NEXTSPEED® Shielded Patch Panels, Unloaded, 19"

Ports	Height Inches (mm)	Rack Units	Color	Catalog No.
24	1.75" (45)	1	Black	HPJS24
48	3.50" (89)	2	Black	HPJS48

Note: Jacks shown above are sold separately.

NEXTSPEED® Ascent 10GbE, FTP Cable, 4-Pair

Color	Plenum Spool	Riser Spool
Blue	C6AFTSPB	C6AFTSRB
Gray	C6AFTSPGY	C6AFTSRGY
White	C6AFTSPW	C6AFTSRW
Yellow	C6AFTSPY	C6AFTSRY

Note: All category rated cable is packaged in 1000 foot quantities. Made-to-order colors available.

NEXTSPEED® Ascent Shielded Category 6A Trunk Cable Assemblies

BIDnet Pre-Terminated Copper Trunk Assemblies improve air flow in the data center, decrease installation time and supply superior performance.

- Simplifies installation time by 75%
- Reduces initial installation cost by 30%
- 100% factory tested and assembled
- Mission Critical® 25-year warranty

Note: Contact your local distributor or Hubbell Customer Service for additional information on BIDnet Pre-Terminated Copper Trunk Assemblies.



Jack
HXJ6BK



Patch Panel
HP648A



Patch Cord
HC6B01



Cable
C6RPY

The NEXTSPEED® Category 6 UTP system is designed to deliver headroom beyond 500MHz for dependable Multi-gigabit Ethernet applications. NEXTSPEED's extended bandwidth provides reliability with zero bit error rate performance for today's high speed digital communications.

NEXTSPEED® Category 6 Jacks

Color	Single Pack	25-Pack	Color	Single Pack	25-Pack
Black	HXJ6BK	HXJ6BK25	Office White	HXJ6OW	HXJ6OW25
Blue	HXJ6B	HXJ6B25	Purple	–	HXJ6P25
Gold	–	HXJ6GL25	Red	HXJ6R	HXJ6R25
Gray	HXJ6GY	HXJ6GY25	White	HXJ6W	HXJ6W25
Green	HXJ6GN	HXJ6GN25	Yellow	HXJ6Y	HXJ6Y25

Note: Light Almond is the same color as Office White. See color chart on page V12.

NEXTSPEED® Category 6 Patch Panels, 19"

Format	Color	24-Port Catalog No.	48-Port Catalog No.
Standard	Black	HP624	HP648
Standard	White	HP624W	HP648W
Angled	Black	HP624A*	HP648A*

*Angled panels protrude 4.46" from the plane of the rack. One extra inch of space is recommended between the door and panel angle.

Note: See page C5 for additional sizes.

NEXTSPEED® Category 6 Patch Cords

Color	Catalog No.	Color	Catalog No.
Black	HC6BKyy	Purple	HC6Pyy
Blue	HC6Byy	Red	HC6Ryy
Green	HC6GNyy	White	HC6Wyy
Gray	HC6GYyy	Yellow	HC6Yyy
Orange	HC6ORyy		

yy = Standard Length: **01** (1'), **03** (3'), **05** (5'), **07** (7'), **10** (10'), **15** (15'), **20** (20'), **25** (25'). Made-to-order lengths are available from 30ft to 100ft in 5ft increments. See color chart on page V12.

NEXTSPEED® Category 6 UTP Cable, 4-Pair

Color	REELEX® Plenum Box	REELEX® Riser Box
Blue	C6RPB	C6RRB
Gray	C6RPGY	C6RRGY
White	C6RPW	C6RRW
Yellow	C6RPY	C6RRY

Note: All category rated cable is packaged in 1000 foot quantities. Made-to-order colors available. See Section E for additional cable requirements. REELEX is licensed and patented by Windings Inc.

NEXTSPEED® Category 6 Field Termination Kits

Pairs	Legs	Connecting Blocks	Catalog No.
64-pair	With	16	6110FTK64WL
64-pair	Without	16	6110FTK64NL
192-pair	With	64	6110FTK192WL

Note: 6-110, 4-pair connecting blocks. See page C10 for full connecting block system.

NEXTSPEED® Category 6 Trunk Cable Assemblies

BIDnet assemblies provide simplicity for permanent links between switches, servers, patch panels, MUTOAs and zone distribution areas enabling easy moves, adds and changes to the infrastructure.

- Simplifies installation time by 75%
- Reduces initial installation cost by 30%
- 100% factory tested and assembled
- Mission Critical® 25-year warranty

Note: Contact your local distributor or Hubbell Customer Service for additional information on BIDnet Pre-Terminated Copper Trunk Assemblies.



Jack
HXJ5EB



Patch Panel
HP5E24



Patch Cord
HC5EB01



Cable
C5EPRPB

NEXTSPEED® Category 5e is designed to support reliable Gigabit Ethernet performance. The NEXTSPEED system is available in a variety of colors, lengths and configurations for multiple applications.

NEXTSPEED® Category 5e Jacks

Color	Single Pack	25-Pack
Black	HXJ5EBK	HXJ5EBK25
Blue	HXJ5EB	HXJ5EB25
Gold	-	HXJ5EGL25
Gray	HXJ5EGY	HXJ5EGY25
Green	HXJ5EGN	HXJ5EGN25

Color	Single Pack	25-Pack
Office White	HXJ5EOW	HXJ5EOW25
Purple	-	HXJ5EP25
Red	HXJ5ER	HXJ5ER25
White	HXJ5EW	HXJ5EW25
Yellow	HXJ5EY	HXJ5EY25

Note: Light Almond is the same color as Office White. See color chart on page V12.

NEXTSPEED® Category 5e Patch Panels, 19"

Format	Color	24-Port Catalog No.	48-Port Catalog No.
Standard	Black	HP5E24	HP5E48
Standard	White	HP5E24W	HP5E48W
Angled	Black	HP5E24A*	HP5E48A*

*Angled panels protrude 4.46" from the plane of the rack. One extra inch of space is recommended between the door and panel angle.

Note: See page C6 for additional sizes.

NEXTSPEED® Category 5e Patch Cords

Color	Catalog No.	Color	Catalog No.
Black	HC5EBKyy	Purple	HC5EPyy
Blue	HC5EByy	Red	HC5ERYy
Gray	HC5EGYyy	White	HC5EWyy
Green	HC5EGNyy	Yellow	HC5EYyy
Orange	HC5EORYy		

yy = Standard Length: **01** (1'), **03** (3'), **05** (5'), **07** (7'), **10** (10'), **15** (15'), **20** (20'). Made-to-order lengths are available from 25ft to 100ft in 5ft increments.

NEXTSPEED® GbE Ethernet Patch Panels, 19"

Format	Color	24-Port Catalog No.	48-Port Catalog No.
Standard	Black	PG24	PG48

NEXTSPEED® Category 5e UTP Cable, 4-Pair

Color	REELEX® Plenum	REELEX® Riser
Blue	C5EPRPB	C5EPRRB
Gray	C5EPRPGY	C5EPRRGY
White	C5EPRPW	C5EPRRW
Yellow	C5EPRPY	C5EPRRY

Note: All category rated cable is packaged in 1000ft quantities. Made-to-order colors available. See Section E for additional cable requirements. REELEX is licensed and patented by Windings Inc.

NEXTSPEED® Category 5e Field Termination Kits

Pairs with 4-pair blocks	Catalog No.
50-pair	110BLK50FTK4
100-pair	110BLK100FTK4
300-pair	110BLK300FTK4

Note: See page C11 for more information on 4- and 5-pair Category 5e 110 blocks.

NEXTSPEED® Category 5e Trunk Cable Assemblies

BIDnet offers a "Green" approach to cabling by providing the exact lengths and number of connections, eliminating unwanted cable waste.

- Simplifies installation time by 75%
- Reduces initial installation cost by 30%
- 100% factory tested and assembled
- Mission Critical® 25-year warranty


Note: Contact your local distributor or Hubbell's Customer Service for additional information on BIDnet Pre-Terminated Copper Trunk Assemblies.



PROclick® Connectors
FCLC900K50GM12
FCSC900K50GM12



High Density Enclosure
FCRHD1BK



Cable
HFCD1024P3



MPO Cassette
OCLCQ50G



Fiber Trunk Assembly,
Made to Order

The Hubbell OptiChannel system is a comprehensive, end-to-end fiber solution that supports high bandwidth data center applications including 10/40/100 Gigabit Ethernet. The OptiChannel high density modular design promotes efficiency, flexibility and maximum space utilization without compromising accessibility.

PROclick® Connectors

OM3 multimode	
Description	Catalog No.
LC 12-pack	FCLC900K50GM12
SC 12-pack	FCSC900K50GM12
LC 100-pack	FCLC900K50GM100

Standard SC/LC-MPO Cassettes

50, OM3		
Description	Ports	Catalog No.
SC duplex	12	OCSC50G
LC duplex	12	OCLC50G
LC duplex	24	OCLCD50G
LC quad	24	OCLCQ50G

Note: Standard LC-MPO cassettes are not compatible with the HD enclosures.

Ultra Compact LC-MPO Cassettes

Description	Catalog No.
12-port, 50, OM3	OCLCHD50G3

Fiber Trunk Cable Assemblies

BIDnet pre-terminated fiber trunk assemblies are custom made to order in any length, fiber type or cable construction for a reliable, high-performance data center.

- Fast, efficient deployment
- 100% factory tested and assembled
- Mission Critical® 25-year warranty

MPO round, OM3/OM4	
Options	Applications Supported
12-fiber	10/40 GbE
24-fiber	10/40/100 GbE
48-fiber	10/40/100 GbE

Note: Contact your local distributor or Hubbell customer service for additional information on BIDnet Pre-Terminated Fiber Trunk Assemblies. See page H6 for fiber BIDnet assemblies.

High Density Patch Cords

OM3 duplex single jacket	
Description	Catalog No.
LC to LC	HDPCLC50G3My
LC to SC	HDPCLCSC50G3My

y = Standard Length: **1, 2, 3, 4, 5, 6, 8 or 10 meters**

High Density Enclosures

144-port, 1U, 19" (483)	
Color	Catalog No.
Black	FCRHD1UBK
Gray	FCRHD1UGY

Cable

Description	Catalog No.
Indoor, tight buffer	HFCD1 Series
Indoor, tight buffer, armored	HFCD15 Series
Indoor/outdoor, tight buffer	HFCD14 Series
Indoor/outdoor, tight buffer, armored	HFCD19 Series

Note: See Section I for more information.

Standard Patch Cords


OM3 duplex zipcord jacket	
Description	Catalog No.
LC to LC	DFPCLCLCEyMM
MSFP to LC	MSFPLC50G3My

y = Standard Length: **1, 2, 3, 4, 5, 6, 8 or 10 meters**



COPPER | Work Area

Hubbell's work area solutions and modular connectivity have many innovative features that integrate into a wide range of Hubbell products—floor boxes, patch panels, conference table boxes, fire-rated poke-throughs and face plates.





COPPER | Work Area

NEXTSPEED® Ascent Category 6A Jacks	B3
NEXTSPEED® Ascent Category 6A and 6 Shielded Jacks	B4
Hubbell Xcelerator Category 6, Category 5e and USOC Jacks.....	B5
Hubbell Xcelerator Jack Accessories	B6
Hubbell Xcelerator Termination Tools	B7
Hubbell iSTATION Rear Loading Faceplates	B9
Hubbell iSTATION Stainless Steel Plates.....	B10
Hubbell iSTATION Decorator Plates and Frames.....	B11
Hubbell iSTATION Secure-IT and Phone Plates	B13
Hubbell iSTATION Furniture Plates and Adapters	B14
Hubbell iSTATION Surface Mount Boxes.....	B15
Hubbell iSTATION AMO and OFPPL Multimedia Boxes.....	B16
Hubbell iSTATION International Frames, Modules and Plates.....	B17
Hubbell iSTATION Modular Adapters.....	B18



Highest Density

Small form factor allows up to 6 jacks in a single gang or 48 jacks in a 1-U panel.

Specifications



- 4.5db min NEXT component margin @ 500MHz over TIA-568-C.2
- 1.5dB min NEXT component margin over ISO
- Third party verification program
- 100% factory tested

Standards

- TIA-568-C.2 Category 6A component
- IEC 60603-7-41 Category 6A component
- Qualified to 150% of IEEE 802.3bt current level
- IEEE 802.3an 10GBASE-T



Strain Relief

Locking IDC stuffer cap secures wires to ensure complete termination retention.



HJ6ABK

NEXTSPEED® Ascent Category 6A Jacks

Color	Single Pack	25-Pack
Black	HJ6ABK	HJ6ABK25
Blue	HJ6AB	HJ6AB25
Electric Ivory	HJ6AEI	HJ6AEI25
Gold	-	HJ6AGL25
Gray	HJ6AGY	HJ6AGY25
Green	HJ6AGN	HJ6AGN25
Office White	HJ6AOW	HJ6AOW25
Orange	HJ6AOR	HJ6AOR25
Purple	-	HJ6AP25
Red	HJ6AR	HJ6AR25
White	HJ6AW	HJ6AW25
Yellow	HJ6AY	HJ6AY25

Note: Also available in 100 packs.
See color chart on page V12.



IDC Lacing

IDC towers have a blade feature to assist pair splitting during termination.



Specifications

- Zinc die-cast construction provides enhanced protection
- Third party verified
- 100% factory tested

Standards

- TIA-568-C.2 Category 6A component
- IEC 60603-7-51 Category 6A component
- Qualified to 150% of IEEE 802.3bt current level
- IEEE 802.3an 10GBASE-T



Termination Cap

Quick lacing termination cap eliminates punching down individual wires increasing termination speed and quality.



Die-Cast Housing

Jack housing made from die cast zinc and hinges open to accept termination cap.



SJ6A

NEXTSPEED® Ascent Category 6A Shielded Jacks

Unit of Measure	Catalog No.
Single pack	SJ6A
24-pack	SJ6A24

NEXTSPEED® Category 6 Shielded Jacks

Unit of Measure	A-Wired Catalog No.
Single pack	SJ6
24-pack	SJ624



Tool-Less Termination

Jack housing easily closes by hand to terminate all four pairs at once and locks to provide superior strain relief.



Labor Savings
Exclusive 1-Punch Tool, terminates within seconds.



Universal Wiring
Two distinct labels eliminate wiring confusion, T568B or T568A.



IDC Lacing
IDC towers have a blade feature to assist pair splitting during termination.

Specifications



- Mating cycles: 2500
- Manufacturing: 100% factory tested

Standards

- TIA-568-C.2 Category 6 component
- IEC 60603-7-4 Category 6 component
- Qualified to 150% of IEEE 802.3bt current level
- IEEE 802.3an 10GBASE-T



Category 6 Jack
HXJ6GN



Category 5e Jack
HXJ5EB



USOC Jack
HXJUEI

NEXTSPEED® Ascent Category 6 Jacks

Color	Single Pack	25-Pack
Black	HXJ6BK	HXJ6BK25
Blue	HXJ6B	HXJ6B25
Electric Ivory	HXJ6EI	HXJ6EI25
Gold	-	HXJ6GL25
Gray	HXJ6GY	HXJ6GY25
Green	HXJ6GN	HXJ6GN25
Office White	HXJ6OW	HXJ6OW25
Orange	HXJ6OR	HXJ6OR25
Purple	-	HXJ6P25
Red	HXJ6R	HXJ6R25
White	HXJ6W	HXJ6W25
Yellow	HXJ6Y	HXJ6Y25

NEXTSPEED® Category 5e Jacks

Color	Single Pack	25-Pack
Black	HXJ5EBK	HXJ5EBK25
Blue	HXJ5EB	HXJ5EB25
Electric Ivory	HXJ5EEI	HXJ5EEI25
Gold	-	HXJ5EGL25
Gray	HXJ5EGY	HXJ5EGY25
Green	HXJ5EGN	HXJ5EGN25
Office White	HXJ5EOW	HXJ5EOW25
Orange	HXJ5EOR	HXJ5EOR25
Purple	-	HXJ5EP25
Red	HXJ5ER	HXJ5ER25
White	HXJ5EW	HXJ5EW25
Yellow	HXJ5EY	HXJ5EY25

USOC Jacks, RJ-25

Color	Single Pack
Black	HXJUBK
Blue	HXJUB
Electric Ivory	HXJUEI
Gold	-
Gray	HXJUGY
Green	HXJUGN
Office White	HXJUOW
Orange	HXJUOR
Purple	-
Red	HXJUR
White	HXJUW
Yellow	HXJUY

Note: Also available in 100 packs.
See color chart on page V12.



Jack Icons
IR100T, IW100C, IGY100T



Dust Cover
HXJDC25

Jack Icons, XJ and HJ Series

100-Pack, snaps onto jack nose

Color	Blank Catalog No.	Computer Catalog No.	Telephone Catalog No.
Black	IBK100	IBK100C	IBK100T
Blue	IB100	IB100C	IB100T
Brown	IBN100	IBN100C	IBN100T
Electric Ivory	IEI100	IEI100C	IEI100T
Gray	IGY100	IGY100C	IGY100T
Green	IGN100	IGN100C	IGN100T
Orange	IOR100	IOR100C	IOR100T
Purple	IP100	IP100C	IP100T
Red	IR100	IR100C	IR100T
White	IW100	IW100C	IW100T
Yellow	IY100	IY100C	IY100T

Note: Cannot be used with SJ jack series.
Custom Icon numbering and labeling available. Contact Customer Service for details.

SecureIT™ RJ-45 Port Blocker

Description	Catalog No.
Locking RJ-45 port blocker	RJ45PB50

Note: Fits any RJ-45 port.

Jack Dust Covers, XJ and HJ Series

Description	Catalog No.
Polypropylene, clear, 25-pack	HXJDC25

Note: Mounts within the icon slots located above the RJ45 opening.
Cannot be used with SJ jack series.

Shielded Jack Dust Covers for NEXTSPEED® SJ Series

100-Pack, snaps onto jack nose

Color	Catalog No.
Black	SJCBK
Blue	SJCB
Gray	SJCGY
Green	SJCGN
Orange	SJCOR
Red	SJCR
White	SJCW
Yellow	SJCY

Note: See color chart on page V12.



1-Punch Termination Tools
TX4P, TPDH



Termination Puck
HXTP25



6-110, 4-Pair, Cat 6
Termination Tool
6110MPPDT



1-Punch 110, 5-Pair, Cat 5/5e
Termination Tool
T5PPD110

1-Punch XJ Termination Tools

Description	Catalog No.
1-punch Ascent tool with head, blades and HXTA termination aid	TX4P6A
1-punch Ascent tool replacement head	TX4P6AH
1-punch Ascent tool replacement blades	TX4P6ABL
1-punch XJ tool with head, blades and HXTA termination aid	TX4P
1-punch XJ replacement head	TX4PH
1-punch XJ replacement blades	TX4PHBL
Punch down tool, 1-pair	TPDH
1-pair 110 blade	TBLH

Note: Hubbell Xcelerator jacks are compatible with Paladin Tools® "Jack Terminator" PA8111 termination tool.

1-Punch Tool for HP Series Patch Panels

Description	Catalog No.
Patch panel tool with head and blades	TX41
Patch panel tool replacement head	TX414

Termination Accessories

Description	Catalog No.
Hand termination aid "Jack Knuckles" Xcelerator/Ascent	HXTA
Snap-X termination puck, 25-pack	HXTP25
Ascent termination puck, 25-pack	HJTP6A25



Features

- Compact size
- High-visibility for quick locating
- Adjusting screw for varied cable diameters so as to not score interior conductor insulation

Specifications

- Strips round Cat 5e and 6 UTP/STP (diameters 0.145" to 0.275")
- Cuts cable up to 0.350"
- Non-metallic body

Communications Cable Stripper/Cutter

Description	Catalog No.
Stripper/cutter	TCS3

Paladin Tools® is a registered trademark of Textron Inc.



1-Pair
Punch-Down Tool
TPDH



1-Pair Punch-Down
Replacement Blade
TBLH



110
Punch-Down Tool
TPD110



110
Replacement Blade
TBL110



66
Replacement Blade
TBL110

1-Pair Punch-Down Tool

Cuts punch time in half by terminating a pair at a time; terminates 28-22AWG solid/stranded wire; adjustable high and low impact settings

Description	Catalog No.
Punch-down tool with blade	TPDH
Replacement blade	TBLH

Punch-Down Tool, 110

Terminates 28-22AWG solid/stranded wire; adjustable high and low impact settings, lanyard holes in handle

Description	Catalog No.
Punch-down tool with 110 blade	TPD110
Replacement 110 blade	TBL110
Replacement 66 blade	TBL66



Features

- Punch-down tool with 110 and 66 blades
- Durable, nylon belt pouch
- Belt pouch fits up to 2½" belt (slide on style)
- Snap-X has removable lanyard

Specifications

- Punch-down tool for 28–22AWG solid or stranded wire
- Twist and lock 110 and 66 blades
- Screwdriver includes #4 and #6 slotted bits, and #2 and #3 Philips bits

Tool Kit, 8-Piece

Includes: (1) punch-down tool with 110 and 66 blade, (1) pair snips, (1) 4-bit screwdriver, (1) UTP/STP cable stripper/cutter, (1) Maglite™, (1) black belt pouch, and (1) Snap-X termination aid

Description	Catalog No.
Tool kit, 8-piece	TK8

Maglite is a trademark of Mag Instruments, Inc.



Specifications

- Fits all Hubbell keystone connections (AV, data and fiber)
- Available in single and double gang
- All IFP plates are supplied with paper labels, clear screw covers and color matched screw covers
- Secure; must remove plate to access connectivity



1-Port
IFP11OW



6-Port
IFP16OW



9-Port
IFP29OW



Angled
AFP14



Blank
NP23I

IFP Faceplates with Label Fields

Color	Single Gang					Double Gang		
	1-Port	2-Port	3-Port	4-Port	6-Port	6-Port	9-Port	12-Port
Black	IFP11BK	IFP12BK	IFP13BK	IFP14BK	IFP16BK	IFP26BK	IFP29BK	IFP212BK
Ivory	IFP11EI	IFP12EI	IFP13EI	IFP14EI	IFP16EI	IFP26EI	IFP29EI	IFP212EI
Gray	IFP11GY	IFP12GY	IFP13GY	IFP14GY	IFP16GY	IFP26GY	IFP29GY	IFP212GY
Office White	IFP11OW	IFP12OW	IFP13OW	IFP14OW	IFP16OW	IFP26OW	IFP29OW	IFP212OW
White	IFP11W	IFP12W	IFP13W	IFP14W	IFP16W	IFP26W	IFP29W	IFP212W

NS Faceplates without Label Fields

Color	Single Gang					Double Gang	
	1-Port	2-Port	3-Port	4-Port	6-Port	4-Port	6-Port
Black	NSP11BK	NSP12BK	NSP13BK	NSP14BK	NSP16BK	NSP24BK	NSP26BK
Gray	NSP11GY	NSP12GY	NSP13GY	NSP14GY	NSP16GY	NSP24GY	NSP26GY
Ivory	NSP11I	NSP12I	NSP13I	NSP14I	NSP16I	NSP24I	NSP26I
Light Almond	NSP11LA	NSP12LA	NSP13LA	NSP14LA	NSP16LA	NSP24LA	NSP26LA
White	NSP11W	NSP12W	NSP13W	NSP14W	NSP16W	NSP24W	NSP26W

NS Faceplates, Midsize without Label Fields

Color	Single Gang				
	1-Port	2-Port	3-Port	4-Port	6-Port
Black	NSP101BK	NSP102BK	NSP103BK	NSP104BK	NSP106BK
Gray	NSP101GY	NSP102GY	NSP103GY	NSP104GY	NSP106GY
Ivory	NSP101I	NSP102I	NSP103I	NSP104I	NSP106I
Light Almond	NSP101LA	NSP102LA	NSP103LA	NSP104LA	NSP106LA
White	NSP101W	NSP102W	NSP103W	NSP104W	NSP106W

Angled Faceplates

Single Gang
4-Port
-
AFP14G
AFP14E
AFP14
AFP14W

Blank Wallplates

Color	Standard				Midsize	
	1-Gang	2-Gang	3-Gang	4-Gang	1-Gang	2-Gang
Black	NP13BK	NP23BK	NP33BK	NP43BK	NPJ13BK	NPJ23BK
Gray	NP13GY	NP23GY	NP33GY	NP43GY	NPJ13GY	NPJ23GY
Ivory	NP13I	NP23I	NP33I	NP43I	NPJ13I	NPJ23I
Light Almond	NP13LA	NP23LA	NP33LA	NP43LA	NPJ13LA	NPJ23LA
White	NP13W	NP23W	NP33W	NP43W	NPJ13W	NPJ23W

Note: Light Almond is the same color as Office White. See color chart on page V12.



Specifications

Keystone:

- Fits all Hubbell keystone connections (AV, data and fiber)

Modular Frames:

- IMSS plates available in 1-, 2-, 3- and 4-gang
- Fits most Hubbell iSTATION modules



1-Port
SSF11



4-Port with Label Fields
SSFL14



12-Port with Label Fields
SSFL212



iSTATION 3-Gang
IMSS3

Stainless Steel Plates, Rear Loading

Single Gang

	1-Port	2-Port	3-Port	4-Port	6-Port
Catalog No.	SSF11	SSF12	SSF13	SSF14	SSF16

Stainless Steel Plates, Rear Loading

Double Gang

	4-Port	6-Port	9-Port	12-Port
Catalog No.	SSF204	SSF206	SSF209	SSF212

Stainless Steel Plates with Label Fields, Rear Loading

Single Gang

	1-Port	2-Port	3-Port	4-Port	6-Port
Catalog No.	SSFL11	SSFL12	SSFL13	SSFL14	SSFL16

Stainless Steel Plates with Label Fields, Rear Loading

Double Gang

	4-Port	6-Port	9-Port	12-Port
Catalog No.	SSFL24	SSFL26	SSFL29	SSFL212

Hubbell iSTATION Stainless Steel Plates, Front Loading

	1-Gang	2-Gang	3-Gang	4-Gang
Catalog No.	IMSS1	IMSS2	IMSS3	IMSS4



Specifications

- IFP126xx is the industry's only decorator plate that is UL Listed for power and low-voltage with label fields
- Integrates with all Hubbell keystone connections (AV, data and fiber)
- ISF frames available in 2-, 3-, 4- and 6-port configurations



Standard
NP262LA




Snap-On
RCW2I



Brass Decorator
SB262



IFP with Label Fields
IFP126AL



Outlet Frame
ISF6BK



Blank Outlet Frame
NS620AL

Decorator Wallplates, Standard, Nylon

Color	1-Gang	2-Gang	3-Gang	4-Gang	5-Gang	6-Gang
Almond	NP26AL	NP262AL	NP263AL	NP264AL	NP265AL	NP266AL
Black	NP26BK	NP262BK	NP263BK	NP264BK	NP265BK	NP266BK
Gray	NP26GY	NP262GY	NP263GY	NP264GY	NP265GY	NP266GY
Ivory	NP26I	NP262I	NP263I	NP264I	NP265I	NP266I
Light Almond	NP26LA	NP262LA	NP263LA	NP264LA	NP265LA	NP266LA
White	NP26W	NP262W	NP263W	NP264W	NP265W	NP266W

Decorator Wallplates, Midsize, Nylon

Color	1-Gang	2-Gang	3-Gang	4-Gang
Almond	NPJ26AL	NPJ262AL	NPJ263AL	NPJ264AL
Black	NPJ26BK	NPJ262BK	NPJ263BK	NPJ264BK
Gray	NPJ26GY	NPJ262GY	NPJ263GY	NPJ264GY
Ivory	NPJ26I	NPJ262I	NPJ263I	NPJ264I
Light Almond	NPJ26LA	NPJ262LA	NPJ263LA	NPJ264LA

Decorator Wallplates, Snap-On

Color	1-Gang	2-Gang	3-Gang	4-Gang	5-Gang	6-Gang
Ivory	RCW1I	RCW2I	RCW3I	RCW4I	RCW5I	RCW6I
Light Almond	RCW1LA	RCW2LA	RCW3LA	RCW4LA	RCW5LA	RCW6LA
White	RCW1W	RCW2W	RCW3W	RCW4W	RCW5W	RCW6W

Decorator Cover Plates

Material	1-Gang	2-Gang
Brass	SB26	SB262
Stainless Steel	SS26	SS262

IFP Decorator Cover Plates with Label Fields

Color	1-Gang
Almond	IFP126AL
Gray	IFP126GY
Office White	IFP126OW
White	IFP126W

Decorator Outlet Frames, Unloaded

Color	1-Port	2-Port	3-Port	4-Port	6-Port	Color	Blank
Almond	–	ISF2AL	ISF3AL	ISF4AL	ISF6AL	Almond	NS620AL
Black	NS611BK	ISF2BK	ISF3BK	ISF4BK	ISF6BK	Black	NS620BK
Brown	NS611	ISF2BN	ISF3BN	ISF4BN	ISF6BN	Brown	–
Ivory	NS611I	ISF2EI	ISF3EI	ISF4EI	ISF6EI	Ivory	NS620I
Gray	NS611GY	ISF2GY	ISF3GY	ISF4GY	ISF6GY	Gray	NS620GY
Light Almond	NS611LA	–	–	–	–	Light Almond	NS620LA
Office White	NS611OW	ISF2OW	ISF3OW	ISF4OW	ISF6OW	White	NS620W
White	NS611W	ISF2W	ISF3W	ISF4W	ISF6W		

Note: Light Almond is the same color as Office White. See color chart on page V12.



Nylon 1-Gang
NP8I



Stainless Steel 2-Gang
SS82



IFP with Label Fields
IFP18OW



2-Port 106 Outlet
BR106B



4-Port 106 Outlet
Q106B

Specifications

- IFP18xx is the only duplex plate in the industry that is UL Listed for power and low-voltage with label fields
- Integrates with all Hubbell keystone connections (AV, data and fiber)
- ISF frames available in 2- and 4-port configurations

Duplex Wallplates, Nylon

Standard					Midsize	
Color	1-Gang	2-Gang	3-Gang	4-Gang	1-Gang	2-Gang
Almond	NP8AL	NP82AL	NP83AL	NP84AL	NPJ8AL	NPJ82AL
Black	NP8BK	NP82BK	NP83BK	NP84BK	NPJ8BK	NPJ82BK
Gray	NP8GY	NP82GY	NP83GY	NP84GY	NPJ8GY	NPJ82GY
Ivory	NP8I	NP82I	NP83I	NP84I	NPJ8I	NPJ82I
Light Almond	NP8LA	NP82LA	NP83LA	NP84LA	NPJ8LA	NPJ82LA
White	NP8W	NP82W	NP83W	NP84W	NPJ8W	NPJ82W

Duplex Wallplates, Stainless Steel

Finish	1-Gang	2-Gang
Brass	SB8	SB82
Stainless Steel	SS8	SS82

IFP Duplex Cover Plates with Label Fields

Color	1-Gang
Almond	IFP18AL
Office White	IFP18OW

Duplex 106 Outlet Frames

Color	2-Port	4-Port
Almond	BR106AL	Q106AL
Black	BR106B	Q106B
Ivory	BR106E	Q106E
Gray	BR106G	Q106G
Office White	BR106C	Q106O
White	BR106W	Q106W

Note: Light Almond is the same color as Office White. See color chart on page V12.



Specifications

- The sliding cover provides protection and longer life
- Staggered, angled openings provide proper cable exit and bend radius
- Two methods to secure cover: screw, latch or both
- Indoor or NEMA 3R weather-proof grade



Tamper-Resistant
TPF1OW



TR Cable-Thru
TCP1GY



Weather Proof
TWPF1GY



Box Eliminator
BRBE1



Phone Plate
SP6F



Recessed Phone Plate
SP6R

Secure-IT Plates, Tamper-Resistant

	Face Plate 1-Gang/4-Port	Cable-Thru Plate 1-Gang
Color		
Black	TPF1BK	TPCP1BK
Gray	TPF1GY	TPCP1GY
Office White	TPF1OW	TPCP1OW
White	TPF1W	TPCP1W

Secure-IT Plates, Weather Proof

	Face Plate 1-Gang/4-Port
Color	
Gray	TWPF1GY

Box Eliminator

Description	Catalog No.
Single gang box eliminator used in place of an electrical box. Secures to a drywall opening providing a means to mount a single gang plate.	BRBE1

Stainless Steel Wall Mount Phone Plates, Single Gang

Description	Color	Flush Jack	Recessed Jack
USOC jack, RJ25, 6-position	Gray	SPUF	SPUR
Category 5e jack, RJ45, 8-position	Gray	SP5EF	SP5ER
Category 6 jack, RJ45, 8-position	Gray	SP6F	SP6R
10 Gig jack, RJ45, 8-position	Gray	SP10GF	SP10GR



Specifications

- Work area and individual port identification labeling
- FP plate positions connectivity outside the furniture channel maximizing internal capacity

COPPER | WORK AREA



2-Port
FP2BK



4-Port
FP4BK



4-Port Inline
FP4BBK



Adapter Plate
HMRBBK

Furniture Plates (Steelcase®, Haworth®, HON®, Knoll®, etc.)

Opening size: 2.71" x 1.38"

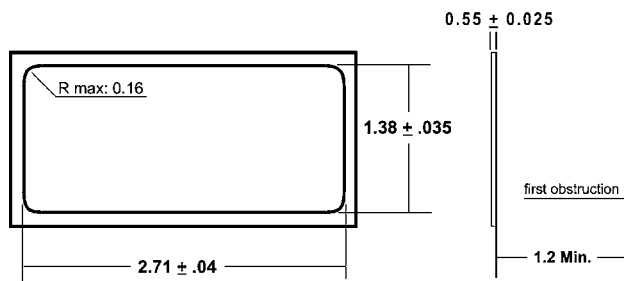
Color	2-Port	4-Port	4-Port Inline
Black	FP2BK	FP4BK	FP4BBK
Gray	FP2GY	FP4GY	FP4BGY

Furniture Reducing Adapter Plate (Herman Miller®)

May be used with the FP2 or FP4 series furniture plates only for Herman Miller applications; Opening size: 2.982" x 1.882"

Color	Catalog No.
Black	HMRBBK
Gray	HMRBGY

FP2 and FP4 Opening Size



Steelcase is a registered trademark of Steelcase, Inc. Haworth is a registered trademark of Haworth, Inc. HON is a registered trademark of the HON Company. Knoll is a registered trademark of Knoll, Inc. Herman Miller is a registered trademark of Herman Miller, Inc.



Specifications

- Fiber storage in 4-, 6- and 12-port versions
- 4- and 6-port versions have ratcheting tabs for adjustable furniture mounting
- 1-, 2-, 4-, 6- and 12-port configurations
- Plenum versions available



1-Port
ISB1OW



2-Port
ISB2OW



4-Port
ISB4OW



6-Port
ISB6OW

ISB Surface Mount Boxes


Color	1-Port	2-Port	4-Port	6-Port	12-Port
Black	ISB1BK	ISB2BK	ISB4BK	ISB6BK	ISB12BK
Ivory	ISB1EI	ISB2EI	ISB4EI	ISB6EI	ISB12EI
Gray	ISB1GY	ISB2GY	ISB4GY	ISB6GY	ISB12GY
Office White	ISB1OW	ISB2OW	ISB4OW	ISB6OW	ISB12OW
White	ISB1W	ISB2W	ISB4W	ISB6W	ISB12W

Note: ISB surface mount boxes are not compatible with SJ shielded jacks.

UL Plenum Rated ISB Surface Mount Boxes

Color	1-Port	2-Port
Black	ISB1BKP	ISB2BKP
Ivory	ISB1EIP	ISB2EIP
Gray	ISB1GYP	ISB2GYP
Office White	ISB1OWP	ISB2OWP
White	ISB1WP	ISB2WP

Note: ISB surface mount boxes are not compatible with SJ shielded jacks.



Non-Metallic Raceway Compatibility Chart

Series	PP	PL	PW	PB
ISB1	✓			✓*
ISB2	✓			✓*
ISB4	✓	✓	✓	✓*
ISB6	✓	✓	✓	✓*
ISB12	✓	✓	✓	✓*

*Use PB3REDA transition fitting

- PP1 = PREMISETRAK Latching Raceway
- PL1 = LANTRAK® Latching Raceway
- PW2 = WALLTRAK® Latching Raceway
- PB2 = BASETRAK® Non-Latching Raceway
- PB3 = BASETRAK Non-Latching Raceway
- PS3 = SUPER BASETRAK® Non-Latching Raceway

See section S for Raceway product information.

See color chart on page V12.



Specifications

- Multimedia compatible
- AMO Capacities
 - 12 Snap Fit connectors
 - 12 fibers (ST or SC)
 - 24 fibers (LC quad)
- UL94-V0



AMO Base Unit Housing
AMO



BNC Adapter
AMOBBN10



Dual Jack Adapter
AMOB2J10



SC Duplex Adapter
AMOBSCD



ST-Style Adapter
AMOBST2



OFPPL Base Unit Housing
OFPPL

AMO Base Unit Housing

Office White

Description	Catalog No.
Housing with six (6) bracket locations, unloaded	AMO

AMO Adapter Brackets

Office White

Description	Catalog No.
ST-style adapter, phosphor bronze, 2 included	AMOBST2
Blank adapter, 10-pack	AMOB10
Single jack adapter, 10-pack	AMOBJ10
Dual jack adapter, 10-pack	AMOB2J10
BNC adapter, 1/2" opening, 10-pack	AMOBBN10
F-style adapter, 3/8" opening, 10-pack	AMOBF10
RCA solder-type adapter, 1/4" opening, 10-pack	AMOBRC10
Blank for SC duplex or RC quad	AMOBSCDBNK

AMO Adapter Brackets, SC and LC

Description	Color	Catalog No.
SC duplex adapter, phosphor bronze	Office White/ Blue	AMOBSCD
LC quad adapter, phosphor bronze, blue	Office White/ Blue	AMOLCQ
Blank for SC duplex or RC quad	Office White	AMOBSCDBNK
SC duplex adapter, zirconia	Aqua	AMOBSCDSAQ
LC quad adapter, zirconia	Aqua	AMOLCQSAQ
	Beige	AMOLCQSBE

See color chart on page V12.

OFPPL Base Unit Housing and Bracket

Description	Catalog No.
Office white housing, cover and mounting accessories	OFPPL
OFP bracket with 2 ST couplers, phosphor bronze	OFPBST2
OFP bracket, blank, 10-pack	OFPBB10

Note: SC duplex and LC quad connectors mount directly to the OFPPL base.

Note: Minimum order quantities apply.
See pages F13–F16 for more Audio/Video connectors and bulk connector options.



Specifications



- Compatible with HJ, XJ and SF style AV and fiber connectors



UK, Shuttered
EM6S



UK, Flat
BPC12



UK, Bevelled
BPS11A



UK, Bevelled
EBM1



French, Dual Module
EM42S

UK-Style Modules

Shuttered, Unloaded 50 x 25mm	Shuttered, Unloaded 37 x 22.5mm (LJ6C)	Angled, Shuttered, Unloaded 50 x 25mm	Angled, Shuttered, Unloaded 37 x 22.5mm (LJ6C)	Blanking Plate 50 x 12.5mm	Blanking Plate 50 x 25mm
EM1S	EM6S	EAM1S	EAM6S	EMB12	EMB25

UK-Style Plates

Single Gang			
	1-Port Plate, Unloaded	2-Port Plate, Unloaded	4-Port Plate
Flat	BPS11	BPS12	-
Bevelled	BPS11A	BPS12A	-
Flat	BPC11	BPC12	BPC14
Angled	BPC11A	BPC12A	-

UK-Style Frames

1-Gang, Bevelled 50 x 50mm	2-Gang, Bevelled 100 x 50mm	1-Gang, 50 x 50mm	2-Gang, 100 x 50mm
EBM1	EBM2	EMBP1	EMBP2

French-Style Modules

Single Module, Unloaded 45 x 45mm	Dual Module, Unloaded 45 x 45mm	Angled, Dual Module, Unloaded 45 x 45mm
EM41S	EM42S	EM42SA

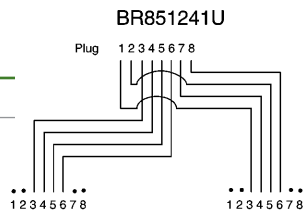


Modular 851 Y adapter series

Splitting Y Adapters

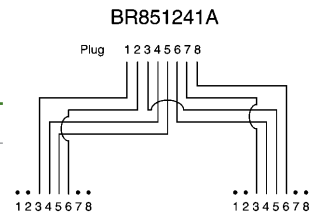
Designed for connecting two pieces of voice, data or ancillary equipment to a USOC, RJ61 8-position jack.

Catalog No. **BR851241U**



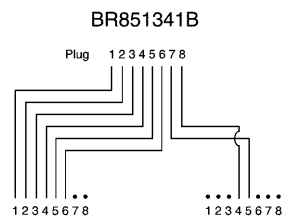
Converts a T568B wired RJ45 jack into two 2-pair jacks. Designed for connecting two pieces of voice, data or ancillary equipment.

Catalog No. **BR851241A**



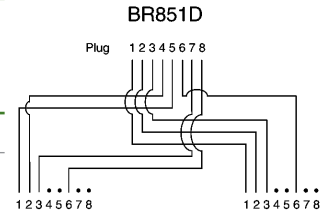
Converts a T568B wired RJ45 jack by splitting Pairs 1, 2, and 3 to first 6 positions of Jack 1, and Pair 4 to positions 4 and 5 of Jack 2.

Catalog No. **BR851341B**



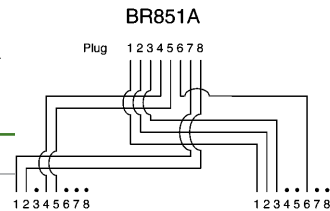
Converts a T568B wired RJ45 jack to (2) 10/100BASE-T wired RJ45 jacks. Pairs 2 and 3 are split to Jack 1, and Pairs 1 and 4 are split to Jack 2.

Catalog No. **BR851D**



Converts a T568B wired RJ45 jack to a voice wired application (Pairs 1 and 4) Jack 1, and a 10/100BASE-T application (Pairs 2 and 3) wired 8-position Jack 2.

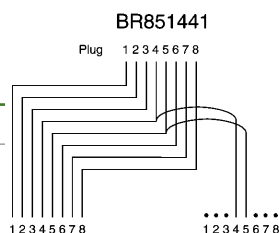
Catalog No. **BR851A**



Bridging Y Adapters

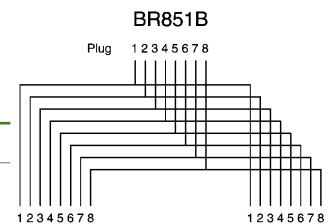
Provides a station solution and an option for a speaker, power failure ringer or an ancillary device requiring the use of Pair 1.

Catalog No. **BR851441**



Provides (2) RJ45 4-pair jacks in a parallel wiring formation, providing two access points to the circuit, adding a common station or in a daisy chain application.

Catalog No. **BR851B**





COPPER | Cross Connect

Hubbell's cross connect products lead the industry in innovation, efficiency and component performance. Hubbell's patch panels and blocks are designed to exceed current industry standards and provide a foundation for future applications.





COPPER | Cross Connect

NEXTSPEED® Ascent Category 6A Component.....	C3
NEXTSPEED® Category 6 Component	C5
NEXTSPEED® Category 5e Component.....	C6
Hubbell iSTATION Multimedia and Keystone Patch Panels.....	C7
6-110 Connecting Block System	C9
110 Connecting Block System.....	C10
Rack Mount and Wall Mount Kits	C11
Cross Connect Blocks.....	C12





Performance

Zero-crosstalk contact structure provides the highest performance while maintaining true balance.



Integrated Cable Management

Rear cable manager bars maintain termination integrity. They install with minimal cable disturbance and provide support required for large diameter 6A cables.



Identification

Integrated port and panel labeling, as well as port icon attachment, simplify TIA-606-B compliance.

Specifications



- 4.5dB NEXT margin over TIA 568-C.2 component at 500MHz
- 1.5dB NEXT margin over ISO/IEC 11801 6_A component requirements at 500MHz
- Supports permanent links: 2-90 meters
- Enhanced common mode design eliminates residual and reflected NEXT and ANEXT
- Designed and tested for 1.5A of continuous current per pair

Standards/Listings/Verifications

- TIA-568-C.2 Category 6A component
- ISO/IEC 11801/60603-7-41 6_A component
- Third Party tested for TIA 568-C.2 requirements Component/Link/Channel
- Category 6A and ISO/IEC 11801 Class E_A
- Mechanical: Verified to TIA-568-C.2
- UL Listed 1863, UL 94 V-0 Flammability Rating ISO9001-2008 Manufacturing Process



Unified Design

Labeling, termination, and aesthetics shared across all performance categories, sizes, and configurations.



24-Port Patch Panel
HP6A24



48-Port Patch Panel, Angled
HP6A48A



24-Port Patch Panel
HP6A24W

NEXTSPEED® Ascent Category 6A Patch Panels

Color	Width Inches (mm)	Height Inches (mm)	Ports	Rack Units	Catalog No.
Black	19" (483)	1.75" (45)	24	1	HP6A24
		3.50" (89)	48	2	HP6A48
		7.00" (178)	96	4	HP6A96
White	19" (483)	1.75" (45)	24	1	HP6A24W
		3.50" (89)	48	2	HP6A48W
		7.00" (178)	96	4	HP6A96W

Note: Versions without cable management bar available as HP6A24E and HP6A48E.

NEXTSPEED® Ascent Category 6A Angled Patch Panels

Color	Width Inches (mm)	Height Inches (mm)	Ports	Rack Units	Catalog No.
Black	19" (483)	1.75" (45)	24	1	HP6A24A
		3.50" (89)	48	2	HP6A48A

Note: HP6AxxA angled panel protrudes 4.46" from the plane of the rack. One extra inch of space is recommended between the door and panel angle.

NEXTSPEED® Ascent Category 6A Surface Mount Panel

Description	Catalog No.
12-port, Category 6A, universal, 89D	HP6A12

Rear Cable Management Bars

Type	Description	Catalog No.
19" Rack Mount	Cable management bar and screws	CMBR
	Cable management bar, straight, with screws	ECMBRS
	Cable management bar, 3" with screws	ECMBR3
	Cable management bar, 6" with screws	ECMBR6
HPW Panel Mount	Cable management bar	HPRCMB

Labels for NEXTSPEED® Ascent Category 6A Patch Panels

Description	Catalog No.
Printable front, 6-port, 4800-pack	HPLBL4800

Termination Caps

Description	Catalog No.
12-pack	HPSC12



48-Port Patch Panel
HP648



48-Port Patch Panel, Rear View
HP648



48-Port Patch Panel, Angled
HP648A

NEXTSPEED® Category 6 Patch Panels

Color	Width Inches (mm)	Height Inches (mm)	Ports	Rack Units	Catalog No.
Black	19" (483)	1.75" (45)	24	1	HP624
		3.50" (89)	48	2	HP648
		7.00" (178)	96	4	HP696
White	19" (483)	1.75" (45)	24	1	HP624W
		3.50" (89)	48	2	HP648W
		7.00" (178)	96	4	HP696W

Note: Versions without cable management bar available as HP624E and HP648E.

NEXTSPEED® Category 6 Angled Patch Panels

Color	Width Inches (mm)	Height Inches (mm)	Ports	Rack Units	Catalog No.
Black	19" (483)	1.75" (45)	24	1	HP624A
		3.50" (89)	48	2	HP648A

Note: HP6xxA angled panel protrudes 4.46" from the plane of the rack. Hubbell recommends one (1) extra inch of space between the door and panel angle.

NEXTSPEED® Category 6 Component Surface Mount Panel

Description	Catalog No.
12-port, Category 6, universal, 89D	HP612

Rear Cable Management Bars

Type	Description	Catalog No.
19" Rack Mount	Cable management bar and screws	CMBR
	Cable management bar, straight, with screws	ECMBRS
	Cable management bar, 3" with screws	ECMBR3
	Cable management bar, 6" with screws	ECMBR6
HPW Panel Mount	Cable management bar	HPRCMB

Labels for NEXTSPEED® Ascent Category 6A Patch Panels

Description	Catalog No.
Printable front, 6-port, 4800-pack	HPLBL4800

Termination Caps

Description	Catalog No.
12-pack	HPSC12



24-Port Patch Panel
HP5E24



24-Port Patch Panel, Angled
HP5E24A



48-Port Patch Panel
HP5E48

NEXTSPEED® Category 5e Patch Panels

Color	Width Inches (mm)	Height Inches (mm)	Ports	Rack Units	Catalog No.
Black	19" (483)	1.75" (45)	24	1	HP5E24
		3.50" (89)	48	2	HP5E48
		7.00" (178)	96	4	HP5E96
White	19" (483)	1.75" (45)	24	1	HP5E24W
		3.50" (89)	48	2	HP5E48W
		7.00" (178)	96	4	HP5E96W

Note: Versions without cable management bar available as HP5E24E and HP5E48E.

NEXTSPEED® Category 5e Angled Patch Panels

Color	Width Inches (mm)	Height Inches (mm)	Ports	Rack Units	Catalog No.
Black	19" (483)	1.75" (45)	24	1	HP5E24A
		3.50" (89)	48	2	HP5E48A

Note: HP5ExxA angled panel protrudes 4.46" from the plane of the rack. Hubbell recommends one (1) extra inch of space between the door and panel angle.

Category 5e Component

Description	Catalog No.
12-port, Category 5e, universal, 89D	HP5E12

Rear Cable Management Bars

Type	Description	Catalog No.
19" Rack Mount	Cable management bar and screws	CMBR
	Cable management bar, straight, with screws	ECMBRS
	Cable management bar, 3" with screws	ECMBR3
	Cable management bar, 6" with screws	ECMBR6
HPW Panel Mount	Cable management bar	HPRCMB

Labels for NEXTSPEED® Ascent Category 6A Patch Panels

Description	Catalog No.
Printable front, 6-port, 4800-pack	HPLBL4800

Termination Caps

Description	Catalog No.
12-pack	HPSC12



Capacity

Ideal solution where rack space is at an absolute premium, add-as-you-go flexibility, mixed jack performance, and color-coding are desired.



Durability

Metal rolled edge construction eliminates flex.

Specifications



- High density form factor saves space in the datacenter
- Fits all Hubbell HXJ and HJ jacks
- Opens up rack real-estate
- Color coding: jacks are available in 14 different color offerings for distinctive color-coding

Specifications

- Panel material: cold rolled steel
- Durable, black powder coat finish

Standards/Listings/Verifications

- Complies with CEA-310-E rack mount standard
- UL Listed 1863



Keystone Design

Front- or rear-loading on HPJ Series simplifies installation, enables moves, adds and changes, and provides migration path.



Integration Labeling

Integrated label fields on HPJ Series accept office printable label strips.



Super HD Patch Panel, Angled
UDX48A1U



Front-Loading Patch Panel, Angled
HPJ48A



Shielded Patch Panel
HPJS24

UDX Super High-Density Panel

Type	Color	Width Inches (mm)	Height Inches (mm)	Ports	Rack Units	Catalog No.
Flat	Black	19" (483)	1.75" (45)	48	1	UDX48E1U
Angled	Black	19" (483)	1.75" (45)	48	1	UDX48A1U

Note: Only accepts HXJ/HJ6A jacks.

HPJ Multimedia Jack Panels, Unloaded

Type	Color	Width Inches (mm)	Height Inches (mm)	Ports	Rack Units	Catalog No.
Flat	Black	19" (483)	1.75" (45)	24	1	HPJ24
			3.50" (89)	48	2	HPJ48
			5.25" (133)	72	3	HPJ72
Angled	Black	19" (483)	1.75" (45)	24	1	HPJ24A
			3.50" (89)	48	2	HPJ48A
89D	Black	–	–	12	–	HPJ1289*

*Pre-mounted on an 89D bracket.

Hubbell iSTATION Patch Panels, Front-Loading, Unloaded

Type	Opening Size	Width Inches (mm)	Height Inches (mm)	No. of Total Units	Catalog No.
Flat	3 Units	19" (483)	3.50" (89)	12-1 Unit Modules	HPJ12IMU

Note: Use only Hubbell iSTATION 1U modules. Complete listing of Hubbell iSTATION modules sold separately in this section.

Angled Blank Panels and Cover

Type	Color	Width Inches (mm)	Height Inches (mm)	Ports	Rack Units	Catalog No.
Angled	Black	19" (483)	1.75" (45)	Blank	1	ABP175
			3.50" (89)	Blank	2	ABP350
Cover	Black	–	–	–	–	APC

Shielded Patch Panels, Unloaded

Supplied with Cable Management Bar

Type	Color	Width Inches (mm)	Height Inches (mm)	Ports	Rack Units	Catalog No.
Flat	Black	19" (483)	1.75" (45)	24	1	HPJS24
			3.50" (89)	48	2	HPJS48

Note: Shielded jacks sold separately; see page B4.

Rear Cable Management Bars

Description	Catalog No.
HPW panel mount for HPJ Series	HPRCMB
UDX panel mount	RCMB

Labels for HPJ Series Patch Panels

Description	Qty	Catalog No.
Printable labels, 6-port	4800-pack	HPJLBL4800
Replacement 6-port module and label holder for HPJ Series, Black	1	HPJ6M


Note: Not for HPJS Series



Field Termination Kit
6110FTK64WL



Termination Tool
6110MPPDT



Factory Terminated Patch Cords
6110PCL3

Field Termination Kits, 6-110

Description	Catalog No.
6-110/64-pair field termination kit with standoff legs	6110FTK64WL
6-110/64-pair field termination kit without standoff legs	6110FTK64NL
6-110/192-pair field termination kit with standoff legs	6110FTK192WL

Termination Tool, 6-110/4-Pair

Description	Catalog No.
Termination tool, 4-pair, 6-110 (includes head and blades)	6110MPPDT
Replacement tool head, 6-110 (includes blades)	6110MPPDT1

Note: 6-110 tool is not compatible with 1-punch termination tool.

Field Terminated Patch Plugs

Includes (1) patch plug base, (1) patch plug cover, and (1) cable tie

Description	Catalog No.
Category 6, 6-110, 4-pair, yellow	6110FPP4PR

Factory Terminated Patch Cords

Color: Yellow

Length	6-110 to 6-110	6-110 to RJ45 (T568B)
3'	6110PCL3	6119PCL3
5'	6110PCL5	6119PCL5
7'	6110PCL7	6119PCL7
9'	6110PCL9	6119PCL9
12'	6110PCL12	6119PCL12

Connecting Blocks, 6-110/4-Pair

Description	Catalog No.
Connecting blocks, 6-110/4-pair	6110CB4PR10

Hubbell Labeling Solutions, Cross Connect, 6-110/110

The Hubbell labeling solution 110 laser-printable label sheets and covers can be mounted between each wiring channel to identify individual station ports or pair counts.

Description	Color	Catalog No.
Laser-printable label sheets, 10-pack	White	XPL11010W
	Yellow	XPL11010Y
	Blue	XPL11010B



110 Wiring Blocks
110BLKxxBWL



110/100-Pair, 4-Pair Blocks
Field Termination Kit
110BLK100FTK4



Field Termination Patch Plugs
110FPP4PR

Wiring Blocks, 110

With removable standoff legs

Description	Catalog No.
110/50-pair	110BLK50BWL
110/100-pair	110BLK100BWL
110/300-pair	110BLK300BWL

Field Termination Kits, 110

Description	With	Catalog No.
110/50-pair	4-pair blocks	110BLK50FTK4
	5-pair blocks	110BLK50FTK5
110/100-pair	4-pair blocks	110BLK100FTK4
	5-pair blocks	110BLK100FTK5
110/300-pair	4-pair blocks	110BLK300FTK4
	5-pair blocks	110BLK300FTK5

Termination Tool, 110/5-Pair

Designed to seat 110 connecting blocks and terminate and cut UTP cable on 110 wiring blocks

Description	Catalog No.
Termination tool, includes head and blades	T5PPD110

Field Terminated Patch Plugs

Includes (1) patch plug base, (1) patch plug cover, (1) cable tie

Description	Catalog No.
Category 5e, 110, 4-pair, gray	110FPP4PR

Factory Terminated Patch Cords

Color: Yellow

Length	110 to 110	110 to RJ45 (T568B)
3'	PC110C5EL3	PC119C5EL3
5'	PC110C5EL5	PC119C5EL5
7'	PC110C5EL7	PC119C5EL7
9'	PC110C5EL9	PC119C5EL9
12'	PC110C5EL12	PC119C5EL12

Connecting Blocks, 110

110 connecting blocks are terminated to the 110 wiring blocks using the 110/5-pair termination tool; available in 4- and 5-pair sizes

Description	Catalog No.
110/4-pair, 10-pack	110CB4PR10
110/5-pair, 10-pack	110CB5PR10

Hubbell Labeling Solutions, Cross Connect, 6-110/110

The Hubbell labeling solution 110 laser-printable label sheets and covers can be mounted between each wiring channel to identify individual station ports or pair counts.

Description	Color	Catalog No.
Laser-printable label sheets, 10-pack	White	XPL11010W
	Yellow	XPL11010Y
	Blue	XPL11010B



Rack Mount Kit, 6-110
6110RM1



Rack Mount Kit, 110
110RMxx



Rack Mount Kit, 110
110RMxxNT

COPPER | CROSS CONNECT

Rack Mount Kits, 6-110

Category 6

Pairs	Rack Units	Troughs	Catalog No.
128-pair	3U	With	6110RM1
	2U	Without	6110RM1NT

Rack Mount Kits, 110

Category 5e, with cable management

Pairs	Rack Units	Connecting Blocks	Catalog No.
100-pair	2U	4-pair	110RM14
		5-pair	110RM15
200-pair	3U	4-pair	110RM24
		5-pair	110RM25

Category 5e, without cable management

100-pair	1U	4-pair	110RM14NT
		5-pair	110RM15NT
200-pair	2U	4-pair	110RM24NT
		5-pair	110RM25NT



Cable Management Trough with Legs
110TRA



Cable Management Trough without Legs
110TRB

Wall Mount Kits, 6-110/110

Kit Contents/Quantities:

6-110 Kit	110 Kit	Item
1	1	Wall mount tower frame
1	1	Bottom cable trough
3	–	6-110/64-pair wiring blocks without legs
–	3	100-pair wiring blocks without legs
48	–	6-110/4-pair connecting blocks
–	60	110/4-pair connecting blocks
–	12	110/5-pair connecting blocks
3	3	Cable management troughs without legs
6	6	Clear label holders
6	6	White paper designation strips

Category 6 Kit

Description	Catalog No.
6-110/192-pair	6110WMK

Category 5e Kit

Description	Catalog No.
110/300-pair	110WMK

Cable Management Troughs

Description	Catalog No.
With legs	110TRA
Without legs	110TRB



66M Modular 66
HPW66M150



66B Modular 66
HPW66B16



12-Port Block
BR258066A



Backboard
HPW66BB



89D Bracket
HPW89D

Modular 66 Cross Connect Blocks, 66M

Description	Block Size	Capacity	Catalog No.
66M block, Category 5 with cover	4 x 50	50-pair	HPW66M150C5
66M block	4 x 25	25-pair	HPW66M125
	4 x 50	50-pair	HPW66M150
66M cover	–	–	HPW66MCVR

Modular 66 Cross Connect Blocks, 66B

Description	Block Size	Capacity	Catalog No.
66B block, split (3x), with cover	6 x 6	6-pair	HPW66B36
66B block cover for HPW66B 425 + 350	–	–	HPW66BCVR
66M block	6 x 12	6-pair	HPW66B16
66B block 25-pair, split (4x)	6 x 50	25-pair	HPW66B425
66B block 50-pair, split (4x)	6 x 50	50-pair	HPW66B350

12- and 16-Port Blocks

Description	Capacity	Wiring	Jack Openings	Catalog No.
Modular 66 block	50-pair	T568B	12-8 pos. jacks	BR258066A
		USOC-RJ25	16-6 pos. jacks	BR256066A


Modular 66 Cross Connect Block Accessories

Description	Catalog No.
Cable routing spool without screw	HPW66SPLA
Cable routing spool with screw	HPW66SPLB
89B bracket (use to mount 66M series blocks)	HPW89B
89D bracket (use to mount 66M series blocks)	HPW89D
Backboard (blue, for 89D and 89B brackets); includes (2) 89B brackets as shown	HPW66BB
66B bracket (use to mount 66B series blocks)	HPW66BBRKT
Bridging clip (0.5" x 0.25"); 100-pack	HPW66BC100



COPPER | Assemblies

Hubbell cable assemblies are manufactured with top quality components and are tuned with Hubbell jacks, patch panels and cable, creating a superior end-to-end system. Hubbell Patch Cords are constructed with high performance patch cable and are 100% performance tested, assuring the highest quality, most reliable patch cord in the industry.





COPPER | Assemblies

BIDnet Pre-Terminated Copper Trunk Assemblies	D3
NEXTSPEED® Ascent Category 6A Patch Cords	D4
NEXTSPEED® Ascent Shielded Category 6A Patch Cords	D4
NEXTSPEED® Category 6 Patch Cords	D5
NEXTSPEED® Shielded Category 6 Patch Cords	D5
NEXTSPEED® Category 5e Patch Cords	D5
Hubbell BIDnet Assemble-to-Order Cable Program	D6





Environmental

- Provides exact lengths and number of connections needed per application
- Eliminate unwanted cable and packaging on the job site



Strain Relief

Locking IDC stuffer cap provides superior strain relief



Performance

Qualified for 10 Gigabit Ethernet transmission IEEE 802.3an

Standards



- ANSI/TIA-568-C.2 Category 6A component compliant
- ISO 11801 Class D, E and E_A compliant (Category 6A)
- Qualified for PoE+ IEEE 802.3bt
- UL Listed 1863



Reliability

100% factory tested in a controlled environment

BIDnet Pre-Terminated Copper Trunk Assemblies are the ideal solution for data centers, open office and other applications where accuracy, reliability and performance are the most important factors. BIDnet assemblies provide simplicity for permanent links between switches, servers, patch panels, MUTOAs and zone distribution areas, enabling effortless moves, adds and changes to the infrastructure.

Jack to Open



Jack to Jack



Jack to Plug



All BIDnet Pre-Terminated Cable Assemblies are made-to-order items. Please call our Inside Sales team for lead-time and availability. See page H6 for fiber assemblies.

Specifications

Jacks	Plugs	Available Options
<ul style="list-style-type: none"> • Nose contact material: beryllium copper with precious metal plating over nickel under-plating • Contact performance: confirmed over the full range of TIA plug deflection limits 	<ul style="list-style-type: none"> • Mechanical: cable to plug tensile strength: 20+lb Mating cycles: 2000+ • Material: Plug body: polycarbonate UL 94-V0 Plug boot: PVC • Contact: high strength copper alloy Plating: 50 micro-inch precious metal over 100 micro-inch under-plating 	<ul style="list-style-type: none"> • Lengths: 10 to 295 feet • Legs: 1, 4, 6, 8 and 12 • Category: 5e, 6 and 6A • Connection: RJ45 jack; RJ45 plug; open end • Cable: Plenum, riser and LSZH • UTP: Category 5e, 6 and 6A • FTP: Category 6A (10GbE) • Color: Blue and white



HC6AB01



PC6AGY03

NEXTSPEED® Ascent Category 6A Patch Cords

Length	Black	Blue	Green	Orange	Pink
1'	HC6ABK01	HC6AB01	HC6AGN01	HC6AOR01	HC6APK01
3'	HC6ABK03	HC6AB03	HC6AGN03	HC6AOR03	HC6APK03
5'	HC6ABK05	HC6AB05	HC6AGN05	HC6AOR05	HC6APK05
7'	HC6ABK07	HC6AB07	HC6AGN07	HC6AOR07	HC6APK07
10'	HC6ABK10	HC6AB10	HC6AGN10	HC6AOR10	HC6APK10
15'	HC6ABK15	HC6AB15	HC6AGN15	HC6AOR15	HC6APK15
20'	HC6ABK20	HC6AB20	HC6AGN20	HC6AOR20	HC6APK20
25'	HC6ABK25	HC6AB25	HC6AGN25	HC6AOR25	HC6APK25

Length	Purple	Red	White	Yellow
1'	HC6AP01	HC6AR01	HC6AW01	HC6AY01
3'	HC6AP03	HC6AR03	HC6AW03	HC6AY03
5'	HC6AP05	HC6AR05	HC6AW05	HC6AY05
7'	HC6AP07	HC6AR07	HC6AW07	HC6AY07
10'	HC6AP10	HC6AR10	HC6AW10	HC6AY10
15'	HC6AP15	HC6AR15	HC6AW15	HC6AY15
20'	HC6AP20	HC6AR20	HC6AW20	HC6AY20
25'	HC6AP25	HC6AR25	HC6AW25	HC6AY25

Made-to-order lengths are available from 30ft to 100ft in 5ft increments.

NEXTSPEED® Ascent Low Diameter Category 6A Patch Cords

O.D. = 0.186"

Length	Black	Blue	Gray	White
1'	HCL6ABK01	HCL6AB01	HCL6AGY01	HCL6AW01
3'	HCL6ABK03	HCL6AB03	HCL6AGY03	HCL6AW03
5'	HCL6ABK05	HCL6AB05	HCL6AGY05	HCL6AW05
7'	HCL6ABK07	HCL6AB07	HCL6AGY07	HCL6AW07
10'	HCL6ABK10	HCL6AB10	HCL6AGY10	HCL6AW10
15'	HCL6ABK15	HCL6AB15	HCL6AGY15	HCL6AW15
20'	HCL6ABK20	HCL6AB20	HCL6AGY20	HCL6AW20
25'	HCL6ABK25	HCL6AB25	HCL6AGY25	HCL6AW25
30'	HCL6ABK30	HCL6AB30	HCL6AGY30	HCL6AW30

NEXTSPEED® Ascent Shielded Category 6A Patch Cords

Length	Black	Blue	Gray	Yellow
3'	PC6ABK03	PC6AB03	PC6AGY03	PC6AY03
5'	PC6ABK05	PC6AB05	PC6AGY05	PC6AY05
7'	PC6ABK07	PC6AB07	PC6AGY07	PC6AY07
10'	PC6ABK10	PC6AB10	PC6AGY10	PC6AY10
15'	PC6ABK15	PC6AB15	PC6AGY15	PC6AY15
20'	PC6ABK20	PC6AB20	PC6AGY20	PC6AY20
25'	PC6ABK25	PC6AB25	PC6AGY25	PC6AY25

Made-to-order lengths are available from 30ft to 75ft in 5ft increments.

Note: Specification sheets are available for these products online. Type the part number into the search box.



Specifications

Cable construction:

- Standard Conductor: 24AWG UTP
- Low Diameter Conductor: 28AWG UTP
- Jacket: flame-retardant PVC – CM rated

Standards

- TIA-568-C.2 Category 5e and 6 component compliant
- UL Listed 1863

NEXTSPEED® Category 6 Patch Cords

Length	Black	Blue	Gray	Green	Orange	Purple	Red	White	Yellow
1'	HC6BK01	HC6B01	HC6GY01	HC6GN01	HC6OR01	HC6P01	HC6R01	HC6W01	HC6Y01
3'	HC6BK03	HC6B03	HC6GY03	HC6GN03	HC6OR03	HC6P03	HC6R03	HC6W03	HC6Y03
5'	HC6BK05	HC6B05	HC6GY05	HC6GN05	HC6OR05	HC6P05	HC6R05	HC6W05	HC6Y05
7'	HC6BK07	HC6B07	HC6GY07	HC6GN07	HC6OR07	HC6P07	HC6R07	HC6W07	HC6Y07
10'	HC6BK10	HC6B10	HC6GY10	HC6GN10	HC6OR10	HC6P10	HC6R10	HC6W10	HC6Y10
15'	HC6BK15	HC6B15	HC6GY15	HC6GN15	HC6OR15	HC6P15	HC6R15	HC6W15	HC6Y15
20'	HC6BK20	HC6B20	HC6GY20	HC6GN20	HC6OR20	HC6P20	HC6R20	HC6W20	HC6Y20
25'	HC6BK25	HC6B25	HC6GY25	HC6GN25	HC6OR25	HC6P25	HC6R25	HC6W25	HC6Y25

Made-to-order lengths are available from 30ft to 100ft in 5ft increments.

NEXTSPEED® Category 6 Patch Cords with SecureIT™ Boot

Length	Black	Blue	Yellow
1'	HC6BK01SP	HC6B01SP	HC6Y01SP
3'	HC6BK03SP	HC6B03SP	HC6Y03SP
5'	HC6BK05SP	HC6B05SP	HC6Y05SP
7'	HC6BK07SP	HC6B07SP	HC6Y07SP
10'	HC6BK10SP	HC6B10SP	HC6Y10SP
15'	HC6BK15SP	HC6B15SP	HC6Y15SP
20'	HC6BK20SP	HC6B20SP	HC6Y20SP
25'	HC6BK25SP	HC6B25SP	HC6Y25SP

Made-to-order lengths are available from 30ft to 100ft in 5ft increments.

NEXTSPEED® Low Diameter Category 6 Patch Cords

O.D. = 0.155"

Length	Black	Blue	Gray	White
1'	HCL6BK01	HCL6B01	HCL6GY01	HCL6W01
3'	HCL6BK03	HCL6B03	HCL6GY03	HCL6W03
5'	HCL6BK05	HCL6B05	HCL6GY05	HCL6W05
7'	HCL6BK07	HCL6B07	HCL6GY07	HCL6W07
10'	HCL6BK10	HCL6B10	HCL6GY10	HCL6W10
15'	HCL6BK15	HCL6B15	HCL6GY15	HCL6W15
20'	HCL6BK20	HCL6B20	HCL6GY20	HCL6W20
25'	HCL6BK25	HCL6B25	HCL6GY25	HCL6W25
30'	HCL6BK30	HCL6B30	HCL6GY30	HCL6W30

NEXTSPEED® Shielded Category 6 Patch Cords

Length	Black	Blue	Gray	Green	Orange	Purple	Red	White	Yellow
3'	PS6BK03	PS6B03	PS6GY03	PS6GN03	PS6OR03	PS6P03	PS6R03	PS6W03	PS6Y03
5'	PS6BK05	PS6B05	PS6GY05	PS6GN05	PS6OR05	PS6P05	PS6R05	PS6W05	PS6Y05
7'	PS6BK07	PS6B07	PS6GY07	PS6GN07	PS6OR07	PS6P07	PS6R07	PS6W07	PS6Y07
10'	PS6BK10	PS6B10	PS6GY10	PS6GN10	PS6OR10	PS6P10	PS6R10	PS6W10	PS6Y10
15'	PS6BK15	PS6B15	PS6GY15	PS6GN15	PS6OR15	PS6P15	PS6R15	PS6W15	PS6Y15
20'	PS6BK20	PS6B20	PS6GY20	PS6GN20	PS6OR20	PS6P20	PS6R20	PS6W20	PS6Y20
25'	PS6BK25	PS6B25	PS6GY25	PS6GN25	PS6OR25	PS6P25	PS6R25	PS6W25	PS6Y25

Made-to-order lengths are available from 30ft to 100ft in 5ft increments.

NEXTSPEED® Category 5e Patch Cords

Length	Black	Blue	Gray	Green	Orange	Purple	Red	White	Yellow
1'	HC5EBK01	HC5EB01	HC5EGY01	HC5EGN01	HC5EOR01	HC5EP01	HC5ER01	HC5EW01	HC5EY01
3'	HC5EBK03	HC5EB03	HC5EGY03	HC5EGN03	HC5EOR03	HC5EP03	HC5ER03	HC5EW03	HC5EY03
5'	HC5EBK05	HC5EB05	HC5EGY05	HC5EGN05	HC5EOR05	HC5EP05	HC5ER05	HC5EW05	HC5EY05
7'	HC5EBK07	HC5EB07	HC5EGY07	HC5EGN07	HC5EOR07	HC5EP07	HC5ER07	HC5EW07	HC5EY07
10'	HC5EBK10	HC5EB10	HC5EGY10	HC5EGN10	HC5EOR10	HC5EP10	HC5ER10	HC5EW10	HC5EY10
15'	HC5EBK15	HC5EB15	HC5EGY15	HC5EGN15	HC5EOR15	HC5EP15	HC5ER15	HC5EW15	HC5EY15
20'	HC5EBK20	HC5EB20	HC5EGY20	HC5EGN20	HC5EOR20	HC5EP20	HC5ER20	HC5EW20	HC5EY20
25'	HC5EBK25	HC5EB25	HC5EGY25	HC5EGN25	HC5EOR25	HC5EP25	HC5ER25	HC5EW25	HC5EY25

Made-to-order lengths are available from 30ft to 100ft in 5ft increments.

Note: Specification sheets are available for these products online. Type the part number into the search box.



The Hubbell Assemble-to-Order cable assembly program delivers custom copper and fiber assemblies within a short period of time. Knowing that every job and every application is different, we offer custom lengths, configurations and colors to fit any application.

Whether the application is Category 5e or 6A, 25-pair, or multi-configured fiber trunk cables, Hubbell can satisfy custom cable assembly needs. Please call our Inside Sales team for lead-time and availability. Minimum order quantities apply.

Copper Patch Cords

- Pre-terminated copper trunk assemblies
- Category 5e, 6 and 6A
- Solid or stranded cable
- Single or double-ended
- Custom lengths
- Custom configurations
- Booted/non-booted
- Snagless or regular plug style
- 11 different colors

110 and 25-Pair

- Custom lengths
- Custom wiring
- Over molded
- Single- or double-ended

Audio/Video

- X-END customs
- HD-15 SVGA style
- S-video
- BNC
- RCA
- 3.5mm


Fiber Cords

- Trunk cables, multi-fiber cable
- Simplex
- Duplex
- Pigtailed
- Singlemode
- Multimode
- MTP/MTO assemblies
- LC
- SC
- ST-style
- FC
- MT-RJ
- Angle polish
- Custom lengths



COPPER | Cable

Hubbell UTP and FTP cables are specifically designed and balanced to provide a high-performance, end-to-end system. All cables are specifically designed to meet performance and budget needs while extending the life span of the infrastructure.





COPPER | Cable

NEXTSPEED® Ascent Category 6A UTP and FTP Cable	E3
NEXTSPEED® Category 6E and 5e UTP Cable.....	E4



Patented cable design suppresses alien crosstalk delivering full 10GBase-T error free transmission.



Cat6A UTP
C6ASPB

NEXTSPEED® Ascent Category 6A UTP Cable

4-pair		
Color	Plenum Spool	Riser Spool
Blue	C6ASPB	C6ASRB
Gray	C6ASPGY	C6ASRGY
White	C6ASPW	C6ASRW
Yellow	C6ASPY	C6ASRY

Specifications


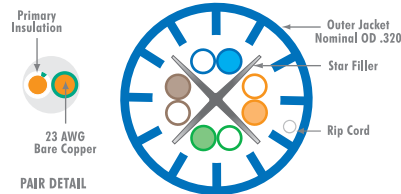


- Application: third party qualified for 10 Gigabit Ethernet transmission IEEE 802.3an
- Current capacity: qualified for PoE+ IEEE 802.3at
- NVP: plenum: 71%; riser: 68%

Standards

- UL Verified TIA-568-C.2 Category 6A cable
- ISO 11801 Class E_A Category 6A cable
- UL Listed

CABLE CONSTRUCTION



Achieve the highest level of reliability with optimal protection against alien crosstalk and other external noise sources.



Cat6A FTP
C6AFTPSPW

NEXTSPEED® Ascent Category 6A FTP Cable

4-pair		
Color	Plenum Spool	Riser Spool
Blue	C6AFTPSPB	C6AFTPSTRB
Gray	C6AFTPSPGY	C6AFTPSTRGY
White	C6AFTPSPW	C6AFTPSTRW
Yellow	C6AFTPSPY	C6AFTPSTRY

Specifications

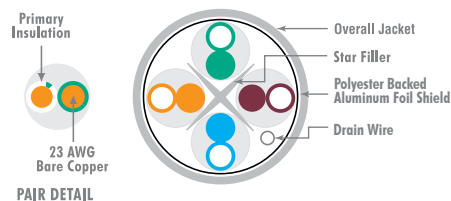


- Application: third party qualified for 10 Gigabit Ethernet transmission IEEE 802.3an
- Current capacity: qualified for PoE+ IEEE 802.3at
- NVP: plenum: 70%; riser: 68%


Standards

- UL Verified TIA-568-C.2 Category 6A cable
- ISO 11801 Class E_A Category 6A cable
- UL Listed

CABLE CONSTRUCTION



Note: All category rated cable is packaged in 1000 foot quantities. Made-to-order colors available.



Standards

- UL Verified 568-C.2 Category 6 compliant
- ISO 11801 Class E Category 6
- UL Listed



Cat6 Enhanced UTP
C6ESPY



Cat6 UTP
C6RPEB



Link 6 UTP
C6RPEGY

NEXTSPEED® Category 6E Enhanced UTP Cable

4-pair; NVP: Plenum 70%, Riser 68%

Color	Plenum Spool	Riser Spool
Blue	C6ESPB	C6ESRB
Gray	C6ESPGY	C6ESRGY
White	C6ESPW	C6ESRW
Yellow	C6ESPY	C6ESRY

NEXTSPEED® Category 6 UTP Cable

4-pair; NVP: Plenum 70%, Riser 68%

Color	REELEX® Plenum Box	REELEX® Riser Box
Blue	C6RPB	C6RRB
Gray	C6RPGY	C6RRGY
White	C6RPW	C6RRW
Yellow	C6RPY	C6RRY

NEXTSPEED® Link 6 UTP Cable

4-pair; NVP: Plenum 70%, Riser 68%

Color	REELEX® Plenum Box	REELEX® Riser Box
Blue	C6RPEB	C6RREB
Gray	C6RPEGY	C6RREGY
White	C6RPEW	C6RREW
Yellow	C6RPEY	C6RREY

NEXTSPEED® Category 6 OSP Outdoor Cable

4-pair; NVP: 63%

Color	Spool
Black	C6SOPBK



Cat5e UTP
C5EPRPB



Cat5e UTP
C5ERRGY

NEXTSPEED® Category 5e UTP Cable

4-pair; NVP: Plenum 70%, Riser 68%

Color	REELEX® Plenum Box	REELEX® Riser Box
Blue	C5EPRPB	C5EPRRB
Gray	C5EPRPGY	C5EPRRGY
White	C5EPRPW	C5EPRRW
Yellow	C5EPRPY	C5EPRRY

Category 5e UTP Cable

4-pair; NVP: Plenum 70%, Riser 68%

Color	REELEX® Plenum Box	REELEX® Riser Box
Blue	C5ERPB	C5ERRB
Gray	C5ERPGY	C5ERRGY
White	C5ERPW	C5ERRW
Yellow	C5ERPY	C5ERRY


Note: All category rated cable is packaged in 1000 foot quantities. Made-to-order colors available.

REELEX® is licensed and patented by Windings Inc.



Audio/Video

Hubbell iSTATION products provide a consistent and practical solution for delivering all types of connections. The Hubbell iSTATION system enables convergence by locating AV solutions where you need them, from the floor to the ceiling, or the wall to the furniture. The Hubbell iSTATION approach makes adding a connection effortless while maintaining a clean, uniform look.





Audio/Video

- Extensive Voice/Data/Audio/Video ApplicationsF3
- AV 110 Everywhere™ Digital AV Over UTPF4
- AV 110 Everywhere™ Analog AV Over UTPF6
- AV ModulesF7
- Multi-Service Frames and ModulesF8
- Frames, Modules and AV Wallboxes.....F9
- VGA Plug-n-Play, Modules and CordsF11
- Pro-Audio D-Style ConnectionsF12
- Digital AV Keystone Connections.....F13
- Video Keystone ConnectionsF14
- AV Keystone ConnectionsF15
- Audio Keystone Connections.....F16





On the Wall

Plates and Frames
Refer to Sections B, C and F



In the Wall

Flat Panel/White Board
Enclosures
Refer to Section U



On the Furniture

Furniture Plates
Refer to Section B



In the Furniture

Table Top Boxes
Refer to Section R



On the Floor

Floor Boxes
Refer to Section R



In the Floor

Fire-Rated Poke-Throughs
Refer to Section R



On the Surface

Metallic and Non-metallic
Raceway
Refer to Section S



On the Surface

Surface Mount Boxes
Refer to Section B



On the Rack

UDX Modular Panels
Refer to Sections K and N



In the Cabinet

UDX Modular Panels
Refer to Section O



In the Ceiling

Multimedia Enclosures
Refer to Section N



Long Range
HDMI, IR, USB,
RS232 Extender



Termination

Quick, reliable 110 punch down termination



4K UHD Extension

Supports high resolution displays up to 328 feet (100m) away from the source equipment



Standard Opening

Decorator or Hubbell iSTATION snap-in

Features



- Locating a display device up to 328 feet (100m) away is as simple as pulling one UTP cable to a drop
- Terminate with one Category 6A, 6 or 5e UTP or shielded, plenum or non-plenum cable
- Supplied as a kit with both Source and Display modules
- HDBaseT™ for HDMI AV

Standards

- Listed UL 1863
- USB 1.1
- HDMI
- RoHS compliant



In-Wall AV
Power Supply



Rear 5V DC Leads

Powers AV components in the wall for a clean, professional appearance



Integrated Power Supply

Switchable 5V DC 3A power supports multiple devices



USB Charging Port

Charging convenience and device power; green LED power indicator

Specifications



- Electrical ratings: 15A, 125V AC
- Input voltage: 125V AC, 60Hz
- Output voltage: 3A, 5V DC
- Circuit feed-through 20A, 125V

Standards

- cULus listed to UL498 and UL1310
- USB 1.1, 2.0, 3.0

HDBaseT is a trademark of the HDBaseT Alliance.



Specifications

- Punch down 110 style termination
- Connectors: HDMI 19-pin, Type A, female connector, gold plated 2μ"
- IDC Contact: phosphor bronze with tin plating over nickel under plating
- Material: high impact thermoplastic



HDBaseT™ Module
IMHDBT3OW



HDMI 110 UTP Extender
ISFH110W



AV Power Source
AVPS15W



USB Extenders
IMU11015OW



HDMI Patch Cords
HDPC03BK

HDBaseT™ Frames and Modules

HDMI, USB, RS232, IR extender, 5V DC, single 4-pair UTP cable installation, up to 328ft (100m)

Color	Decorator	3 Unit Module
Black	ISFHDBT3BK	IMHDBT3BK
Ivory	ISFHDBT3EI	IMHDBT3EI
Gray	ISFHDBT3GY	IMHDBT3GY
Office White	ISFHDBT3OW	IMHDBT3OW
White	ISFHDBT3W	IMHDBT3W

Note: Product consists of send and receive pair.

HDMI 110 UTP Extenders

(2) 4-pair UTP cable installation, 5V DC, up to 147ft (45m)

Color	Decorator	2 Unit Module
Black	ISFH110BK	IMH110ST2BK
Ivory	ISFH110EI	IMH110ST2EI
Gray	ISFH110GY	IMH110ST2GY
Office White	ISFH110OW	IMH110ST2OW
White	ISFH110W	IMH110ST2W

Note: Product consists of send and receive pair.

Tamper-Resistant Receptacle with 5V DC Power Output

Description	Color	Catalog No.
USB charger TR receptacle, (1) USB port 3A, 5V DC output, 15A, 125V AC decorator duplex	Black	AVPS15BK
	Ivory	AVPS15I
	Gray	AVPS15GY
	Office White	AVPS15LA
	White	AVPS15W

USB 2.0 High Speed 110 Extenders, 100ft

Description	Color	1.5 Unit Module
4-pair UTP cable installation, up to 100ft (305m)	Black	IMU11015BK
	Ivory	IMU11015EI
	Gray	IMU11015GY
	Office White	IMU11015OW
	White	IMU11015W

Note: Product consists of send and receive pair.

HDMI Non-Active Horizontal Patch Cords

24AWG, black, non-plenum

Description	Catalog No.
3 foot	HDPC03BK
6 foot	HDPC06BK

Infrared Emitter and Receiver Kit

Catalog No. **AVIR**

HDBaseT is a trademark of the HDBaseT Alliance.
See color chart on page V12. Modules and frames are featured on pages F9-F10.



RCA Component,
L/R Audio
IMCAR11015OW



RCA Composite,
L/R Audio
IMR1101OW



VGA and 3.5mm
HD AV Extender
IM15311015OW



Stereo Jack,
3.5mm to 110 Termination
SF35110BK



S-Video to
110 Termination
SFSV110BK

RCA Component with Audio 110 Audio/Video Modules

Extend up to 100ft (30.5m) over (2) 4-pair UTP cables, 1.5 unit

Color	RCA Component Video, Left/Right Audio	RCA Component Video, 3.5mm Audio
Black	IMCAR11015BK	IMC3511015BK
Ivory	IMCAR11015EI	IMC3511015EI
Gray	IMCAR11015GY	IMC3511015GY
Office White	IMCAR11015OW	IMC3511015OW
White	IMCAR11015W	IMC3511015W

RCA 110 Audio/Video Modules

Extend up to 100ft (30.5m) over (2) 4-pair UTP cables, 0.5 unit

Color	75' (23m) max. RCA Component Video, HD	100' (30.5m) max. RCA Composite Video, Left/Right Audio	RCA Left/Right Audio
Black	IMCR1101BK	IMR1101BK	IMAR1101BK
Ivory	IMCR1101EI	IMR1101EI	IMAR1101EI
Gray	IMCR1101GY	IMR1101GY	IMAR1101GY
Office White	IMCR1101OW	IMR1101OW	IMAR1101OW
White	IMCR1101W	IMR1101W	IMAR1101W

VGA and 3.5mm HD AV Extender

Extend up to 75ft (23m) over two 4-pair UTP cables, 1.5 unit

Color	Catalog No.
Black	IM15311015BK
Ivory	IM15311015EI
Gray	IM15311015GY
Office White	IM15311015OW
White	IM15311015W

Note: Product consists of send and receive pair.

S-Video Connection

Extend up to 75ft (23m) over single 4-pair UTP cable

Color	S-video to 110 Termination
Black	SFSV110BK

3.5mm to 110 Termination Stereo Jacks

Extend up to 75ft (23m) over single 4-pair UTP cable

Color	3.5mm to 110 Termination
Black	SF35110BK

RCA Connectors, 110 Punch-Down

Extend up to 75ft (23m) over single 4-pair UTP cable;
housing color is black

Insulator Color	Catalog No.
Blue	SFRC110B
Green	SFRC110GN
Red	SFRC110R
White	SFRC110W
Yellow	SFRC110Y

See color chart on page V12.



RCA Component,
L/R Audio or RGBHV
IMCRS15OW



RCA Composite,
3.5mm Audio
IMRSJ1OW



Gold Pass-Through
RCA Component Video
IMCRF1OW



Gold Pass-Through
Speaker Post
IMSP1OW

AUDIO/VIDEO

Solder Audio/Video Modules

	1.5 Unit	1 Unit		
Color	RCA Component Video with Left/Right Audio or RGBHV	RCA Component Video	RCA Composite Video with Left/Right Audio	RCA Composite Video, 3.5mm Stereo Audio Jack
Black	IMCRS15BK	IMCRS1BK	IM3RS1BK	IMRSJ1BK
Ivory	IMCRS15EI	IMCRS1EI	IM3RS1EI	IMRSJ1EI
Gray	IMCRS15GY	IMCRS1GY	IM3RS1GY	IMRSJ1GY
Office White	IMCRS15OW	IMCRS1OW	IM3RS1OW	IMRSJ1OW
White	IMCRS15W	IMCRS1W	IM3RS1W	IMRSJ1W

Gold Pass-Through Audio/Video Modules

	Female to female coupler, 1 unit	Speaker post		
Color	RCA Component Video	RCA Composite Video with Left/Right Audio	RCA Left/Right Audio with 3.5mm Stereo Audio Jack	Black and Red, Screw Termination
Black	IMCRF1BK	IM3RF1BK	IM35AR1BK	IMSP1BK
Ivory	IMCRF1EI	IM3RF1EI	IM35AR1EI	IMSP1EI
Gray	IMCRF1GY	IM3RF1GY	IM35AR1GY	IMSP1GY
Office White	IMCRF1OW	IM3RF1OW	IM35AR1OW	IMSP1OW
White	IMCRF1W	IM3RF1W	IM35AR1W	IMSP1W

Speaker Banana Plugs

Screw termination, gold, 10-pack	
Color	Catalog No.
Black	SPPBK10
Red	SPPR10

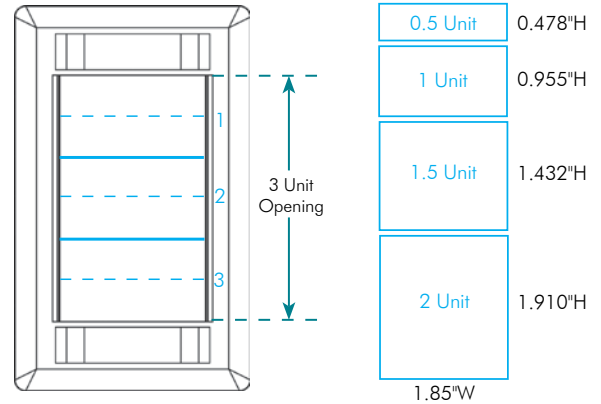
See color chart on page V12. Modules and frames are featured on pages F9–F10.



Hubbell iSTATION Multi-Service Frame



Hubbell iSTATION Frames accept three units of module combinations in a single-gang opening.



Specifications



- Decorator versions: UL Rated for power
- One to four gang
- Compatible with all Hubbell iSTATION modules and keystone connections
- Supplied with paper labels, clear covers and color-matched screw covers

Gangable AV Wallbox



Gangable

Design allows for an infinite number of options



Multi-Service

Ideal for delivering power, data and AV in the same box

Specifications



- 2- and 3-gang options
- Knockouts from 1/2 inch up to 2 inch
- NEMA spaced device mounting accepts industry standard wallplates
- Raised ground provisions in each gang
- 4 inches deep to accept practically any device



Capacity

4-inch depth accommodates large cables and bend radii



Modular Face Plate
IMF1OW



Raceway Bezel
KPIMBZOW



Third-Party Raceway Module
HWM2KGY10



Gangable AV Wallbox
HBL986

AUDIO/VIDEO

Hubbell iSTATION Modular Face Plate Frames

Single-service, low voltage

Color	1-Gang	2-Gang	3-Gang	4-Gang
Black	IMF1BK	IMF2BK	IMF3BK	IMF4BK
Ivory	IMF1EI	IMF2EI	IMF3EI	IMF4EI
Gray	IMF1GY	IMF2GY	IMF3GY	IMF4GY
Office White	IMF1OW	IMF2OW	IMF3OW	IMF4OW
White	IMF1W	IMF2W	IMF3W	IMF4W

Multi-service, power and low voltage

Color	1-Gang Decorator 1-Gang iSTATION	1-Gang Decorator 2-Gang iSTATION	1-Gang Decorator 3-Gang iSTATION	2-Gang Decorator 2-Gang iSTATION
Black	IMFP1D1BK	IMFP1D2BK	IMFP1D3BK	IMFP2D2BK
Ivory	IMFP1D1EI	IMFP1D2EI	IMFP1D3EI	IMFP2D2EI
Gray	IMFP1D1GY	IMFP1D2GY	IMFP1D3GY	IMFP2D2GY
Office White	IMFP1D1OW	IMFP1D2OW	IMFP1D3OW	IMFP2D2OW
White	IMFP1D1W	IMFP1D2W	IMFP1D3W	IMFP2D2W

Hubbell iSTATION Stainless Steel Plates

1-Gang	2-Gang	3-Gang	4-Gang
IMSS1	IMSS2	IMSS3	IMSS4

Delivery Bezels and Modules

Color	Raceway Bezel	Hubbell iSTATION Bezel for Third-Party Raceway	Furniture Boxes
Black	-	-	HBLIMFBK
Ivory	-	-	HBLIMFI
Gray	KPIMBZGY	HWAPLGY	HBLIMFGY
Office White	KPIMBZOW	HWAPLOW	-
White	-	HWAPLW	HBLIMFWA

Third-Party Raceway Modules

Unloaded, 2-port, 10-pack

Color	Catalog No.
Black	HWM2KBK10
Ivory*	HWM2KI10
Gray	HWM2KGY10
White	HWM2KW10

*Equivalent to Hubbell Office White

Two and Three Gangable AV Wallboxes

Box	Dimensions	Top Knockouts	Bottom Knockouts	Back Knockouts	Catalog No.
2-Gang, 2" KO, 54in ³ capacity	H: 4.21" W: 4.06" D: 4.0"	(2) 1/2" (2) 1/2" - 3/4" TKO*	(1) 1", 1 1/4", 1 1/2" and 2"	(2) 1/2" - 3/4" TKO	HBL985
3-Gang, 2" KO, 79in ³ capacity	H: 4.21" W: 5.87" D: 4.0"	(3) 1/2" (3) 1/2" - 3/4" TKO*	(1) 1/2" (1) 1/2" - 3/4" TKO* (1) 1", 1 1/4", 1 1/2" and 2"	(3) 1/2" - 3/4" TKO	HBL986

*TKO (Tangential Knockout)

Low Voltage AV Wallbox Partitions

Compatible With	Description	Quantity	Catalog No.
HBL985 and HBL986	Solid divider	1	HBL989
	With pass-thru capability	1	HBL989AVD



Angled Module
IMBDSA15OW



Blank Frame
ISFB215EI



Keystone Module
IM2K1OW



SC Angled Module
IM2SCA2OW

Blank HD15/9-Pin or HDMI Modules

	1 Unit	1.5 Unit		2 Unit
Color	HD15/9-Pin or HDMI	Angled, HD15/9-Pin or HDMI	HD15/9-Pin or HDMI with 3.5mm Stereo Jack*	HD15/9-Pin or HDMI with 3.5mm SJ+AV Conn
Black	IMBDS1BK	IMBDSA15BK	IMB15315BK	IMB153X2BK
Ivory	IMBDS1EI	IMBDSA15EI	IMB15315EI	IMB153X2EI
Gray	IMBDS1GY	IMBDSA15GY	IMB15315GY	IMB153X2GY
Office White	IMBDS1OW	IMBDSA15OW	IMB15315OW	IMB153X2OW
White	IMBDS1W	IMBDSA15W	IMB15315W	IMB153X2W

*Screw termination or solder

Blank HD15/9-Pin or HDMI Frames

Color	1-Port	Recessed, 1-Port	2-Port
Black	ISFB15BK	ISFBR15BK	ISFB215BK
Ivory	ISFB15EI	ISFBR15EI	ISFB215EI
Gray	ISFB15GY	ISFBR15GY	ISFB215GY
Office White	ISFB15OW	ISFBR15OW	ISFB215OW
White	ISFB15W	ISFBR15W	ISFB215W

Keystone Modules, Unloaded

Color	1 Unit		1.5 Unit		Recessed, Angled, 1-Port	Recessed, Angled, 2-Port
	Flat, 1-Port	Flat, 2-Port	Angled, 1-Port	Angled, 2-Port		
Black	IM1K1BK	IM2K1BK	IM1KA15BK	IM2KA15BK	IM1IA15BK	IM2IA15BK
Ivory	IM1K1EI	IM2K1EI	IM1KA15EI	IM2KA15EI	IM1IA15EI	IM2IA15EI
Gray	IM1K1GY	IM2K1GY	IM1KA15GY	IM2KA15GY	IM1IA15GY	IM2IA15GY
Office White	IM1K1OW	IM2K1OW	IM1KA15OW	IM2KA15OW	IM1IA15OW	IM2IA15OW
White	IM1K1W	IM2K1W	IM1KA15W	IM2KA15W	IM1IA15W	IM2IA15W

Blank Modules

Color	0.5 Unit	1 Unit	1.5 Unit
Black	IMB05BK	IMB1BK	IMB15BK
Ivory	IMB05EI	IMB1EI	IMB15EI
Gray	IMB05GY	IMB1GY	IMB15GY
Office White	IMB05OW	IMB1OW	IMB15OW
White	IMB05W	IMB1W	IMB15W

SC Angled Modules

Color	1.5 Unit, 1 Duplex	2 Unit, 2 Duplex
Black	IM1SCA15BK	IM2SCA2BK
Ivory	IM1SCA15EI	IM2SCA2EI
Gray	IM1SCA15GY	IM2SCA2GY
Office White	IM1SCA15OW	IM2SCA2OW
White	IM1SCA15W	IM2SCA2W

Light Almond is the same color as Office White. See color chart on page V12.



Specifications

- 5 mini coax, 28AWG, 75Ω
- Connector OD: 0.50"
- Cable OD: 0.32"
- 100% factory tested

Standards

- UL Rated CMP and CMR
- Patch cord cable: UL Rated CM
- UL Listed: 1863



45° Connection
15A6P1



8-Pin Cable Run
VGA36P05BK



Keystone Snap Fit
SFAVCT



15-Pin VGA Patching Run
AV15M05



OPTISOK®
CCPS1

VGA Plug-n-Play X-End Connections

	Female X-End 8-pin to female 15-pin				Female X-End 8-pin to male 15-pin
	Straight 180°	Angled 45°	Angled 90°	8" tail	8" tail plenum
Single Pack	15S6P1	15A6P1	15N6P1	15T6P1	15MP6P1
10-pack	15S6P10	15A6P10	15N6P10	15T6P10	15MP6P10

AV Plug-n-Play X-End Horizontal Cable Runs

Length (ft)	Male X-End 8-pin, black		Male X-End 8-pin to male 3.5mm, black	
	Non-plenum, 8-pin	Plenum, 8-pin	Non-plenum, 8-pin, with 3.5mm	Plenum, 8-pin, with 3.5mm
15	VGA615BK	VGA6P15BK	VGA3615BK	VGA36P15BK
25	VGA625BK	VGA6P25BK	VGA3625BK	VGA36P25BK
35	VGA635BK	VGA6P35BK	VGA3635BK	VGA36P35BK
50	VGA650BK	VGA6P50BK	VGA3650BK	VGA36P50BK
75	VGA675BK	VGA6P75BK	VGA3675BK	VGA36P75BK
100	VGA6100BK	VGA6P100BK	VGA36100BK	VGA36P100BK

Contact Hubbell customer service for custom lengths; minimum quantities and lead times may apply.

OPTISOK®

OPTISOK pulling grip contains and protects the X-End connector bundle and saves time and labor by making job easier while protecting the connectors from possible damage during the pull. The OPTISOK has been designed to pull cables through conduits, plenums, under-floor duct, office partitions and raised access floors.

Bundle Size Range	Catalog No.
0.125–0.562"	CCPS1
0.250–0.750"	CCPS2

X-End AV Plug-n-Play Application Patching Runs

Male connector tail to male X-End 8-pin		
Length (ft)	15-Pin VGA	15-pin VGA with 3.5mm audio
5	AV15M05	AV153505
10	AV15M10	AV153510

X-End Keystone Snap Fit Connectors

Female keystone 8-pin to female X-End 8-pin, black	
Description	Catalog No.
Keystone, 4" tail	SFAVCT



Specifications

- Connectors: gold-plated 2μ"
- Shell: XLR, 1/4", 1394 and USB zinc die-cast
- Shell : speakON® polyamide




Screw Term Connection
XLRST10



Mini XLR Loaded Module
IMXLRM1W



15-Pin, 3.5mm Stereo,
XLR Module
IM153X2OW



Blank Module
IMAVB15OW



Pro-AV Patch Panel, Flat
PAV32

Pro-Audio Connections

10-pack

Screw Term	Solder	Pass-Thru	Solder	Solder
XLR, 3-Pole Locking	XLR 3-Pole Locking	USB, A-to-B	1/4" Locking	speakON® Female
XLRST10	XLR10	USB10	14S10	SC10

Loaded Pro-AV Modules

Color	Mini XLR, 3-Pole, Solder, 1 Unit	15-Pin Screw Term, 3.5mm Stereo Jack Screw Term, XLR Screw Term, 2 Unit
Almond	IMXLRM1AL	-
Black	IMXLRM1BK	-
Ivory	IMXLRM1EI	-
Gray	IMXLRM1GY	-
Office White	IMXLRM1OW	IM153X2OW
White	IMXLRM1W	-

Blank AV Panel Mount Modules

1.5 unit, 10-pack

Color	Catalog No.
Almond	IMAVB15AL
Black	IMAVB15BK
Ivory	IMAVB15EI
Gray	IMAVB15GY
Office White	IMAVB15OW
White	IMAVB15W

Pro-AV Panel Mount Patch Panels, Unloaded

Type	Opening Size	Width Inches (mm)	Height Inches (mm)	No. of Connectors	Catalog No.
Flat	Pro-AV	19" (483)	1U, 1.75" (45)	16	PAV16
			2U, 3.50" (89)	32	PAV32
Angled	Pro-AV	19" (483)	1U, 1.75" (45)	16	PAVA16
			2U, 3.50" (89)	32	PAVA32

speakON is a registered trademark of Neutrik AG.
See color chart on page V12.



Cat 5e Cross Over
10/100BASE-T
SF5ECOY



Cat 6 Shielded
SFS6C



USB 3.0 A to A
SFUSBAA3BK



HDMI Keystone
SFHC14BK



HDMI Decorator Frame
NS802W

AUDIO/VIDEO

RJ-45 Couplers

Female to female couplers

Housing Color	Category 6, Pass-Thru	Category 5e, Pass-Thru	Category 5e, Cross Over 10/100BASE-T	Category 6, Shielded Pass-Thru
Black	SFC6BK	SFC5EBK	-	Lead free tinned shield SFSC6
Gray	-	-	SF5ECOY	
White	SFC6W	SFC5EW	-	

USB Connectors

Pass-thru, female to female couplers

Housing Color	USB 3.0, A to A	USB 3.0, A to B	USB 2.0, A to A	USB 2.0, A to B
Black	SFUSBAA3BK	SFUSBAB3BK	-	-
Blue	-	-	SFUSBAAB	SFUSBABB
Office White	-	-	SFUSBAAOW	SFUSBABOW
White	-	-	SFUSBAAW	SFUSBABW

HDMI 1.4 Connectors for IMB and ISFB Series Blanks

Color	HDMI Keystone Feed-Thru	HDMI Feed-Thru Coupler	HDMI Feed-Thru 3-Inch Tail
Black	SFHC14BK	HDMIC14	HDMIT14
White	SFHC14W	-	-

HDMI Decorator Frames

Color	1-Port	2-Port
Black	NS801BK	NS802BK
Ivory	NS801I	NS802I
Gray	NS801GY	NS802GY
Light Almond	NS801LA	NS802LA
White	NS801W	NS802W



HDMI Device Cords
HDPC03BK



In-Wall Cords
HDH10BK



Patch Cords
HDL10BK



Coupler Cords
HDC10BK

HDMI Non-Active Horizontal Patch Cords

Black, non-plenum, 24AWG

Length (ft)	HDMI Device Patch Cords	In-Wall Cords (Male w/ Screw to Male w/ Screw)	Patch Cords (Male to Male w/ Secure Screw)	Coupler Cords (Male to Female)
3	HDPC03BK	-	-	-
6	HDPC06BK	-	-	-
10	-	HDH10BK	HDL10BK	HDC10BK
15	-	HDH15BK	HDL15BK	HDC15BK
20	-	HDH20BK	HDL20BK	HDC20BK
25	-	HDH25BK	HDL25BK	HDC25BK
30	-	HDH30BK	HDL30BK	HDC30BK

Modules and frames are featured on pages F9-F10.



F-Connector
SFFBX



Recessed F-Type Connector
SFGREFI



RCA to F-Connector
SFRFGOW



Blank Connector
SFB10



Screw Terminal
SF15ST

F-Type Connectors

Pass-thru, F/F coupler

	Nickel	Gold			
Color	2GHz	3GHz	2GHz	Recessed	RCA to F-Connector
Almond	SFFALX	SFF3GAL	SFFGAL	-	-
Black	SFFBX	SFF3GBK	SFFGBK	SFGRFBK	SFRFGBK
Ivory	SFFEX	SFF3GEI	SFFGEI	SFGRFEI	SFRFGEI
Gray	SFFGX	SFF3GGY	SFFGGY	SFGRFGY	SFRFGGY
Office White	SFFX	SFF3GOW	SFFGOW	SFGRFOW	SFRFGOW
White	SFFWX	SFF3GW	SFFGW	SFGRFW	SFRFGW

F-Connector Plugs

25-pack

Termination Type	Cable Type	Catalog No.
Compression	RG6	FRG625
Crimp	RG6	FRG6C25

Blank Connectors and Couplers

10-pack

Color	Blank Connector	Smooth Blank Connector
Almond	SFBAL10	SFSBAL10
Black	SFBB10	SFSBBK10
Ivory	SFBE10	SFSBEI10
Gray	SFBG10	SFSBGY10
Light Almond	-	SFSBLA10
Office White	SFB10	-
White	SFBW10	SFSBW10

Screw Terminal

	HD 9-Pin	HD 15-Pin	HD 15-Pin, Keystone Front Mount
Single Pack	-	-	SF15ST
10-Pack	9ST10	15ST10	-

Gender Changers

Female to female couplers

	15-Pin, 90°	HD 9-Pin	HD 15-Pin
Single Pack	15901	-	-
10-Pack	-	9GC10	15GC10

Light Almond is the same color as Office White. See color chart on page V12.



RCA Connector
SFCROW



RCA Pass-Thru, Recessed
SFCRRROW



RCA Pass-Thru, F/F Coupler
SFCRFFOW

RCA Connectors, Solder Termination

Housing Color	Insulator Color						
	Black	Blue	Green	Orange	Red	White	Yellow
Almond	SFRCBKAL	SFRCBAL	SFRCGNAL	SFCORAL	SFCRAL	SFCWAL	SFCYAL
Black	SFRCBKBK	SFRCBBK	SFRCGNBK	SFCORBK	SFCRBK	SFCWBK	SFCYBK
Ivory	SFRCBKEI	SFRCBEI	SFRCGNEI	SFCOREI	SFCREI	SFCWEI	SFCYEI
Gray	SFRCBKGY	SFRCBGY	SFRCNGY	SFCORGY	SFCRGY	SFCWGY	SFCYGY
Office White	SFRCBKOW	SFRCBOW	SFRCGNOW	SFCOROW	SFCROW	SFCWOW	SFCYOW
White	SFRCBKW	SFRCBW	SFRCGNW	SFCORW	SFCRW	SFCWW	SFCYW

RCA Connectors, Pass-Thru, Recessed

Housing Color	Insulator Color						
	Black	Blue	Green	Orange	Red	White	Yellow
Almond	SFRCBKRAL	SFRCBRAL	SFRCGNRAL	SFCORRAL	SFCRRAL	SFCWRAL	SFCYRAL
Black	SFRCBKRBK	SFRCBRBK	SFRCGNRBK	SFCORRBK	SFCRRBK	SFCWRBK	SFCYRBK
Ivory	SFRCBKREI	SFRCBREI	SFRCGNREI	SFCORREI	SFCRREI	SFCWREI	SFCYREI
Gray	SFRCBKRGY	SFRCBRGY	SFRCGNRGY	SFCORRGY	SFCRRGY	SFCWRGY	SFCYRGY
Office White	SFRCBKROW	SFRCBROW	SFRCGNROW	SFCORROW	SFCRRROW	SFCWROW	SFCYROW
White	SFRCBKRW	SFRCBRW	SFRCGNRW	SFCORRW	SFCRRW	SFCWRW	SFCYRW

RCA Connectors, Pass-Thru, Gold, Female to Female Coupler

Housing Color	Insulator Color						
	Black	Blue	Green	Orange	Red	White	Yellow
Almond	SFRCBKFFAL	SFRCBFFAL	SFRCGNFFAL	SFCORFFAL	SFCRFFAL	SFCWFFAL	SFCYFFAL
Black	SFRCBKFFBK	SFRCBFFBK	SFRCGNFFBK	SFCORFFBK	SFCRFFBK	SFCWFFBK	SFCYFFBK
Electric Ivory	SFRCBKFFEI	SFRCBFFEI	SFRCGNFFEI	SFCORFFEI	SFCRFFEI	SFCWFFEI	SFCYFFEI
Gray	SFRCBKFFGY	SFRCBFFGY	SFRCGNFFGY	SFCORFFGY	SFCRFFGY	SFCWFFGY	SFCYFFGY
Office White	SFRCBKFF	SFRCBFFOW	SFRCGNFFOW	SFCORFFOW	SFCRFF	SFCWFF	SFCYFF
White	SFRCBKFFW	SFRCBFFW	SFRCGNFFW	SFCORFFW	SFCRFFW	SFCWFFW	SFCYFFW

Light Almond is the same color as Office White. See color chart on page V12.



3.5mm to Screw Term
SF35STOW



3.5mm Pass-Thru, Gold
SF35GFFOW



Speaker Post Connector
SFSPGBKOW



Speaker Banana Plug
SPPR10

3.5mm Stereo Jacks

	3.5mm to Solder	3.5mm to Screw Terminal	3.5mm Pass-Thru, F/F Coupler	3.5mm Pass-Thru, Gold, F/F Coupler
Almond	SF35SJAL	SF35STAL	SF35FFAL	SF35GFFAL
Black	SF35SJBK	SF35STBK	SF35FFBK	SF35GFFBK
Ivory	SF35SJEI	SF35STEI	SF35FFEI	SF35GFFEI
Gray	SF35SJGY	SF35STGY	SF35FFGY	SF35GFFGY
Office White	SF35SJOW	SF35STOW	SF35FFOW	SF35GFFOW
White	SF35SJW	SF35STW	SF35FFW	SF35GFFW

1/4" Stereo Jack

Solder	
Color	
Almond	SF14SJAL
Black	SF14SJBK
Ivory	SF14SJEI
Gray	SF14SJGY
Office White	SF14SJOW
White	SF14SJW

Speaker Post Connectors

Screw termination, gold		
Color	Black	Red
Almond	SFSPGBKAL	SFSPGRAL
Black	SFSPGBKBK	SFSPGRBK
Ivory	SFSPGBKKEI	SFSPGREI
Gray	SFSPGBKGY	SFSPGRGY
Office White	SFSPGBKOW	SFSPGROW
White	SFSPGBKW	SFSPGRW


Speaker Banana Plugs


Screw termination, gold, 10-pack	
Black	Red
SPPBK10	SPPR10

See color chart on page V12.

FIBER | Connectivity

Hubbell optical fiber connectivity products offer a modular, standards-compliant solution for enterprise and data center cabling infrastructure. This section features high performance PROclick® pre-polished connectors, fusion splice connectors, adapters and keystone snap fittings. FSP Series panels and OC Series pre-terminated cassettes complete the end-to-end solution with a full range of densities, fiber types and adapter options.





FIBER | Connectivity

Pre-Polished Connectors.....	G3
Fusion Splice Connectors.....	G4
Adhesive and Crimp Style Connectors	G5
MPO Cassettes	G6
FSP Adapter Panels	G7
Keystone Adapter Snap Fittings	G10
LC and SC Adapters.....	G12
Specialty Adapters.....	G13
Termination Tools and Accessories	G14
Advanced Fiber Cleaning Supplies	G16



LC Pre-Polished
FCLC900K50GM12



SC Pre-Polished
FCSC900K62M12



2CLICK® ST
FCSTSM12

Standards

- ANSI/TIA-568.3-D
- TIA-604-FOCIS
- Telcordia GR-326-CORE

Pre-Polished Connectors

900/250 μM cable, 10mm cleave length

LC PROclick®

Color	Fiber Type	12-Pack	100-Pack
Aqua	50μM, OM3/OM4	FCLC900K50GM12	FCLC900K50GM100
Beige	62.5μM, OM1	FCLC900K62M12	FCLC900K62M100
Black	50μM, OM2	FCLC900K50M12	FCLC900K50M100
Blue	SM, OS2	FCLC900KSM12	FCLC900KSM100
Green		-	-

SC PROclick®

Fiber Type	12-Pack	100-Pack
50μM, OM3/OM4	FCSC900K50GM12	FCSC900K50GM100
62.5μM, OM1	FCSC900K62M12	FCSC900K62M100
50μM, OM2	FCSC900K50M12	FCSC900K50M100
UPC SM, OS2	FCSC900KSM12	FCSC900KSM100
APC SM, OS2	FCSC900KASM12	-

ST 2Click®

Color	Fiber Type	12-Pack
Aqua	50μM, OM3/OM4	FCST50GM12
Beige	62.5μM, OM1	FCST62M12
Black	50μM, OM2	FCST50M12
Blue	SM, OS2	FCSTSM12

Fiber Cleaver

Description	Catalog No.
Multimode only	OFCLV3
SM or MM fiber, CT-30 style, with case	OFCLV4
SM or MM fiber, precision, with case	OFCLV5

Universal Fiber Strip Tool

Description	Catalog No.
900 micron buffered 250 fiber acrylate buffer, loose tube and PVC jackets	OFSTRIP2

Visual Fault Locator (ST, SC, LC)

Description	Catalog No.
Visual fault locator	OFVFLKT1

TIP: Use a VFL during termination for optimum test results.

Four Easy Termination Steps



Strip



Wipe




Cleave



Insert and Click

Note: See page G14 for termination tools and accessories. Cleave tool OFCLV3 is suitable for multimode only. Visual Fault locator OFVFLKT1 recommended during termination. Precision cleave tool OFCLV4 or OFCLV5 is required for singlemode terminations. Use a precision cleave tool for optimum performance.



Standards

- ANSI/TIA-568.3-D
- TIA-604-FOCIS
- Telcordia GR-326-CORE

LC Fusion Splice-On
FCLCF900M50G6PK

SC Fusion Splice-On
FCSCF900M626PK

Fusion Splice Heat Shrink Oven
FCSPLHSOVEN

Fusion Splice Connector Fixture
FCSPLFXTA

Fusion Splice-On Connectors

6-Pack

Fiber Type	LC	SC	ST-Style	FC
Multimode 62.5 (OM1)	FCLCF900M626PK	FCSCF900M626PK	FCSTF900M626PK	FCFCF900M626PK
Multimode 50 (OM2)	FCLCF900M506PK	FCSCF900M506PK	FCSTF900M506PK	FCFCF900M506PK
Multimode 50 (OM3)	FCLCF900M50G6PK	FCSCF900M50G6PK	FCSTF900M50G6PK	FCFCF900M50G6PK
Singlemode UPC (OS2)	FCLCF900SM6PK	FCSCF900SM6PK	FCSTF900SM6PK	FCFCF900SM6PK
Singlemode APC (OS2)	–	FCSCF900SMA6PK	–	FCFCF900SMA6PK

100-Pack

Multimode 50 (OM3)	FCLCF900M50G100PK	FCSCF900M50G100PK	–	–
Singlemode UPC (OS2)	FCLCF900SM100PK	FCSCF900SM100PK	–	–

Note: Pack of 6 connectors, each in a protective capsule with cleave protector, extended dust cap, 900µm boot and splice sleeve. Compatible with fusion splicers having a removable fiber holder. See application chart below. Metal holder fixture required (sold separately). See application table below. Hubbell fusion splice heat shrink oven, Catalog Number FCSPLHSOVEN is also required for termination.

Fusion Splice Heat Shrink Oven

Catalog No.

FCSPLHSOVEN

Metal Splice Connector Fixture Application Chart

Fusion Splicer Manufacturer	Fusion Splicer Model No.	Splice-On Connectors Supported (900µ)	Metal Connector Fixture Catalog No.
AFL/Fujikura	FSM-11 (S/M)	LC, SC, ST, FC	FCSPLFXSTAR
	FSM-12S	LC, SC, ST, FC	FCSPLFXTA
	FSM-17S	LC, SC	
	FSM-18S, FSM-60 (S/R)	LC, SC, ST	
	FSM-21S	LC, SC	FCSPLFXTA2
Furukawa/Fitel®	S121 (A/M), S122 (A/C/M)	LC, SC, ST, FC	FCSPLFXTF
	S123 (C/M), S153, S178A		
Sumitomo®	Type-25e (U/S/M)	LC, SC, ST, FC	FCSPLFXTS
	Type-39FH		
	Type-46, 66		
	Quantum (Q101-CA)		
INNO™	IFS10, IFS15	LC, SC, ST, FC	FCSPLFXTI
Greenlee®	910 FS	LC, SC, ST, FC	FCSPLFXTG
FIS	SUPER COUGAR	LC, SC, ST, FC	FCSPLFXTFS

Sumitomo is a registered trademark of Sumitomo Electric Lightwave. Fitel is a registered trademark of Furukawa Electric Co., LTD. INNO is a trademark of INNO Instrument Inc. Greenlee is a registered trademark of Greenlee Textron Inc.



SC Adhesive
FCSCM12R
FCSCS12R



ST and SC Crimp
FCSTM12R
FCSTS12R



LC Adhesive
FCLCMM



Crimp Insert and 3mm Boot
FCLCXX
OFPCRKXX

Adhesive Connectors

900µm termination

Mode	SC		ST-Style	
	12-Pack	100-Pack	12-Pack	100-Pack
Multimode	FCSCM12R	FCSCM100R	FCSTM12R	FCSTM100R
Singlemode	FCSCS12R	FCSCS100R	FCSTS12R	FCSTS100R

LC Simplex Adhesive Connectors

900µm termination, LC connector, white boot and dust cap

Mode	6-Pack
Multimode	FCLCMM
Singlemode	FCLCSM

Crimp Style Non-Adhesive Connectors

900µm termination

Mode	SC		ST-Style	
	12-Pack	100-Pack	12-Pack	100-Pack
Multimode	FCSCMQ12R	FCSCMQ100R	FCSTMQ12RA	FCSTMQ100R
Singlemode	FCSCSQ12R	FCSCSQ100R	FCSTSQ12R	FCSTSQ100R

Note: Includes 1 connector, dust cap, black boot (MM) or yellow boot (SM), and crimp insert.

Crimp Inserts

Mode	12-Pack	100-Pack
Multimode/singlemode	FCCI12	FCCI100

Crimp Rings/3mm Boots

(25) crimp sleeves and boots

Description	Catalog No.
Multimode	OFPCRKM
Singlemode	OFPCRKS

Note: SC/ST-style Hubbell OptiChannel connectors for 3mm jacketed cables, black boot (MM) or yellow boot (SM).

Note: OFCMT04 crimp tool required for SC and ST crimp or adhesive termination. See page G14 for termination tools and accessories sold separately.



SC Duplex, 12-Port, OM3
OCSC50G



ST Duplex, 12-Port, OM2
OCST50



LC Duplex, 12-Port, OS2
OCLCSM



LC Quad, 24-Port, OM3
OCLCQ50G



MT-RJ, 12-Port, OM2
OCRJ50

MPO 12- and 24-Fiber Cassettes

Type A polarity, max 1U density: 72 LC ports ((3) 24-port cassettes across)

Fiber Type	Color	SC Duplex	ST-Style	LC Duplex 12F	LC Duplex 24F*	LC Quad 24F*	MT-RJ
50μm, OM2	Black	OCSC50	OCST50	OCLC50	OCLCD50	OCLCQ50	OCRJ50
50μm, OM3	Aqua	OCSC50G	-	OCLC50G	OCLCD50G	OCLCQ50G	OCRJ50G
50μm, OM4	Aqua	OCSC50G4	-	OCLC50G4	OCLCD50G4	OCLCQ50G4	-
50μm, OM4	Violet	OCSC50G4VI	-	OCLC50G4VI	OCLCD50G4VI	OCLCQ50G4VI	-
62.5μm, OM1	Beige	OCSC62	OCST62	OCLC62	OCLCD62	OCLCQ62	OCRJ62
SM, OS2	Blue	OCSCSM	OCSTSM	OCLCSM	OCLCDSM	OCLCQSM	-
Type C polarity							
50μm, OM4	Aqua			OCLC50G4C	OCLCD50G4C	OCLCQ50G4C	
50μm, OM4	Violet			OCLC50G4CVI	OCLCD50G4CVI	OCLCQ50G4CVI	

*24 fibers, 2-12 fiber MPO receptacles in rear.

Note: See G16 for Keyed LC fiber cassettes. See page J3 for ultra compact high density cassettes used in the FCRHD1UBK enclosure.



OM3 Cassette
OCLCHD50G3



OM4 Cassette
OCLCD50G4



OS2 Cassette
OCLCHDSM

Ultra Compact LC to MPO Cassettes, 12-Fiber

Type A polarity, max 1U density: 144 LC ports (12 cassettes)

Height In (mm)	Width In (mm)	Depth In (mm)	Fiber Type	Color	Catalog No.
0.5" (13)	3.5" (89)	5.2" (132)	OM3	Aqua	OCLCHD50G3
			OM4	Aqua	OCLCHD50G4
			OS2	Blue	OCLCHDSM
			OM4	Violet	OCLCHD50G4VI

Note: Use with FCRHD Series High Density Enclosures, page J3.



LC Duplex, 6-Port
FSPLCDS3AQ



LC Duplex, 24-Port
FSPLCDS12AQ



LC Quad, 24-Port
FSPLCQS6Y



SC Duplex, 6-Port
FSPSCDS3B



SC Duplex, 12-Port
FSPSCDS6Y

FIBER | CONNECTIVITY

LC Duplex FSP Adapter Panels

	LC 6-Port (3 LC Duplex)		LC 12-Port (6 LC Duplex)		LC 24-Port (12 LC Duplex)	
Color	Phosphor Bronze Multimode Only	Zirconia Ceramic Single/Multimode	Phosphor Bronze Multimode Only	Zirconia Ceramic Single/Multimode	Phosphor Bronze Multimode Only	Zirconia Ceramic Single/Multimode
Aqua	FSPLCDM3AQ	FSPLCDS3AQ	FSPLCDM6AQ	FSPLCDS6AQ	FSPLCDM12AQ	FSPLCDS12AQ
Beige	FSPLCDM3BE	FSPLCDS3BE	FSPLCDM6BE	FSPLCDS6BE	FSPLCDM12BE	FSPLCDS12BE
Black	FSPLCDM3BK	FSPLCDS3BK	FSPLCDM6BK	FSPLCDS6BK	FSPLCDM12BK	FSPLCDS12BK
Blue	FSPLCDM3B	FSPLCDS3B	FSPLCDM6B	FSPLCDS6B	FSPLCDM12B	FSPLCDS12B
Green	FSPLCDM3GN	FSPLCDS3GN	FSPLCDM6GN	FSPLCDS6GN	FSPLCDM12GN	FSPLCDS12GN
Orange	FSPLCDM3OR	FSPLCDS3OR	FSPLCDM6OR	FSPLCDS6OR	FSPLCDM12OR	FSPLCDS12OR
Red	FSPLCDM3R	FSPLCDS3R	FSPLCDM6R	FSPLCDS6R	FSPLCDM12R	FSPLCDS12R
Violet	-	FSPLCDS3VI	-	FSPLCDS6VI	-	FSPLCDS12VI
Yellow	FSPLCDM3Y	FSPLCDS3Y	FSPLCDM6Y	FSPLCDS6Y	FSPLCDM12Y	FSPLCDS12Y

LC Quad FSP Adapter Panels

	LC 12-Port (3 LC Quad)		LC 24-Port (6 LC Quad)	
Color	Phosphor Bronze Multimode Only	Zirconia Ceramic Single/Multimode	Phosphor Bronze Multimode Only	Zirconia Ceramic Single/Multimode
Aqua	FSPLCQM3AQ	FSPLCQS3AQ	FSPLCQM6AQ	FSPLCQS6AQ
Beige	FSPLCQM3BE	FSPLCQS3BE	FSPLCQM6BE	FSPLCQS6BE
Black	FSPLCQM3BK	FSPLCQS3BK	FSPLCQM6BK	FSPLCQS6BK
Blue	FSPLCQM3B	FSPLCQS3B	FSPLCQM6B	FSPLCQS6B
Green	FSPLCQM3GN	FSPLCQS3GN	FSPLCQM6GN	FSPLCQS6GN
Orange	FSPLCQM3OR	FSPLCQS3OR	FSPLCQM6OR	FSPLCQS6OR
Red	FSPLCQM3R	FSPLCQS3R	FSPLCQM6R	FSPLCQS6R
Violet	-	FSPLCQS3VI	-	FSPLCQS6VI
Yellow	FSPLCQM3Y	FSPLCQS3Y	FSPLCQM6Y	FSPLCQS6Y

SC Duplex FSP Adapter Panels

	SC 6-Port (3 SC Duplex)		SC 12-Port (6 SC Duplex)	
Color	Phosphor Bronze Multimode Only	Zirconia Ceramic Single/Multimode	Phosphor Bronze Multimode Only	Zirconia Ceramic Single/Multimode
Aqua	FSPSCDM3AQ	FSPSCDS3AQ	FSPSCDM6AQ	FSPSCDS6AQ
Beige	FSPSCDM3BE	FSPSCDS3BE	FSPSCDM6BE	FSPSCDS6BE
Black	FSPSCDM3BK	FSPSCDS3BK	FSPSCDM6BK	FSPSCDS6BK
Blue	FSPSCDM3B	FSPSCDS3B	FSPSCDM6B	FSPSCDS6B
Green	FSPSCDM3GN	FSPSCDS3GN	FSPSCDM6GN	FSPSCDS6GN
Orange	FSPSCDM3OR	FSPSCDS3OR	FSPSCDM6OR	FSPSCDS6OR
Red	FSPSCDM3R	FSPSCDS3R	FSPSCDM6R	FSPSCDS6R
Yellow	FSPSCDM3Y	FSPSCDS3Y	FSPSCDM6Y	FSPSCDS6Y



FC Duplex, 6-Port
FSPFC6



SC Simplex, 6-Port
FSPSC6



SC/APC Simplex, 6-Port
FSPSCA6



ST Simplex, 6-Port
FSPST6



MPO Simplex, 6-Port
FSPMTPAQ6



Jack-Pack®, 4-Port
FSPHD4X

FC Simplex

Nickle Plate

Description	Zirconia Ceramic Sleeve
FC 6-port (6 FC)	FSPFC6
FC 8-port (8 FC)	FSPFCSS8

SC Simplex

Blue

Description	Phosphor Bronze Sleeve	Zirconia Ceramic Sleeve
SC 6-port (6 SC)	FSPSC6	FSPSCSS6
SC 8-port (8 SC)	FSPSC8	FSPSCSS8
SC 12-port (12 SC)	FSPSC12	FSPSCSS12

SC Simplex, APC

Green

Description	Zirconia Ceramic Sleeve
SC 6-port (6 SC)	FSPSCA6
SC 8-port (8 SC)	FSPSCA8
SC 12-port (12 SC)	FSPSCA12

ST-Style Simplex

Yellow

Description	Phosphor Bronze Sleeve	Zirconia Ceramic Sleeve
ST-style 6-port	FSPST6	FSPSTSS6
ST-style 8-port	FSPST8	FSPSTSS8

MT-RJ

Black

Description	Catalog No.
MT-RJ 6-port	FSPMTRJ6
MT-RJ 8-port	FSPMTRJ8

JACK-PACK®, Unloaded

Description	Catalog No.
Keystone 4-port	FSPHD4X
Keystone 6-port	FSPHD6X*

**Will not fit into FTU2 series, FTU4SP or FCR2U9SP enclosures.*

MPO, Standard Polarity*

Color	Application	Simplex 6-Port (72 Fiber)	Duplex 12-Port (144 Fiber)
Aqua	OM3/OM4	FSPMTPAQ6	FSPMTPDAQ6
Beige	OM1/OM2	FSPMTPBE6	FSPMTPDBE6
Black	Universal	FSPMTPBK6	FSPMTPDBK6
Green	Singlemode	FSPMTPGN6	FSPMTPDGN6
Violet	OM4	FSPMTPVI6	FSPMTPDVI6

*Standard MPO polarity is key-up/key-down. Reversed polarity is key-up/key-up.
Note: Compatible with 12- or 24-fiber MPO connectors.

MPO, Reversed Polarity*

Color	Simplex 6-Port (72 Fiber)
Gray	FSPMTPRPGY6



Blank Panel
FSPB



SC Simplex, 6-Port
FSPSC6X



SC Simplex, 8-Port
FSPSC8X



SC Duplex, 6-Port
FSPSCD3X



SC Duplex, 12-Port
FSPSCD6X

FSP Adapter Panels, Unloaded

Description	Catalog No.	Description	Catalog No.
Blank, snap-in	FSPB	4 SC duplex or LC quad	FSPSCD4X
6 SC simplex or LC duplex	FSPSC6X	6 SC duplex or LC quad	FSPSCD6X
8 SC simplex or LC duplex	FSPSC8X	6 ST-style	FSPST6X
12 SC simplex or LC duplex	FSPSC12X	8 ST-style	FSPST8X
3 SC duplex or LC quad	FSPSCD3X	6 MTP-style	FSPSC6X

Note: Use Hubbell snap mount or screw mount adapters (screws included).



ST/SC Duplex, 6-Port
FSPSCST3



ST/SC Duplex, 12-Port
FSPSCST6

SC to ST-Style Duplex FSP Panels

Description	Phosphor Bronze Sleeve	Zirconia Ceramic Sleeve
	SC-ST 6-port, blue	FSPSCST3
SC-ST 12-port, blue	FSPSCST6	FSPSCSTDS6

ST-Style Duplex FSP Adapter Panels

Description	Phosphor Bronze Sleeve	Zirconia Ceramic Sleeve
	ST duplex, 6-port, blue	FSPSTD3
ST duplex, 12-port, blue	FSPSTD6	FSPSTDS6



LC Duplex, Flush Mount
SFFLCSBW



LC Duplex, Standard
SFLLCSBBK



SC Simplex, Flush Mount
SFFSCSBW



SC Simplex, Standard
SFSCSBOW

LC Duplex Keystone Adapters

Flush Mount, Zirconia Ceramic

Housing Color	Adapter Color							
	Aqua	Beige	Black	Blue	Green	Orange	Red	Yellow
Almond	SFFLCSAQAL	SFFLCSBEAL	SFFLCSBKAL	SFFLCSBAL	SFFLCSGNAL	SFFLCSORAL	SFFLCSRAL	SFFLCSYAL
Black	SFFLCSAQBK	SFFLCSBEBK	SFFLCSBKBK	SFFLCSBBK	SFFLCSGNBK	SFFLCSORBK	SFFLCSRBK	SFFLCSYBK
Gray	SFFLCSAQG	SFFLCSBEG	SFFLCSBKG	SFFLCSBG	SFFLCSGNG	SFFLCSORG	SFFLCSRG	SFFLCSYG
Ivory	SFFLCSAQEI	SFFLCSBEEI	SFFLCSBKEI	SFFLCSBEI	SFFLCSGNEI	SFFLCSOREI	SFFLCSREI	SFFLCSYEI
Light Almond	SFFLCSAQLA	SFFLCSBELA	SFFLCSBKLA	SFFLCSBLA	SFFLCSGNLA	SFFLCSORLA	SFFLCSRLA	SFFLCSYLA
Office White	SFFLCSAQOW	SFFLCSBEOW	SFFLCSBKOW	SFFLCSBOW	SFFLCSGNOW	SFFLCSOROW	SFFLCSROW	SFFLCSYOW
White	SFFLCSAQW	SFFLCSBEW	SFFLCSBKW	SFFLCSBW	SFFLCSGNW	SFFLCSORW	SFFLCSRW	SFFLCSYW

Standard, Zirconia Ceramic

Housing Color	Adapter Color							
	Aqua	Beige	Black	Blue	Green	Orange	Red	Yellow
Almond	SFLCSAQAL	SFLCSBEAL	SFLCSBKAL	SFLCSBAL	SFLCSGNAL	SFLCSORAL	SFLCSRAL	SFLCSYAL
Black	SFLCSAQBK	SFLCSBEBK	SFLCSBKBK	SFLCSBBK	SFLCSGNBK	SFLCSORBK	SFLCSRBK	SFLCSYBK
Gray	SFLCSAQG	SFLCSBEG	SFLCSBKG	SFLCSBG	SFLCSGNG	SFLCSORG	SFLCSRG	SFLCSYG
Ivory	SFLCSAQEI	SFLCSBEEI	SFLCSBKEI	SFLCSBEI	SFLCSGNEI	SFLCSOREI	SFLCSREI	SFLCSYEI
Light Almond	SFLCSAQLA	SFLCSBELA	SFLCSBKLA	SFLCSBLA	SFLCSGNLA	SFLCSORLA	SFLCSRLA	SFLCSYLA
Office White	SFLCSAQOW	SFLCSBEOW	SFLCSBKOW	SFLCSBOW	SFLCSGNOW	SFLCSOROW	SFLCSROW	SFLCSYOW
White	SFLCSAQW	SFLCSBEW	SFLCSBKW	SFLCSBW	SFLCSGNW	SFLCSORW	SFLCSRW	SFLCSYW

SC Simplex Keystone Adapters

Flush Mount, Zirconia Ceramic

Housing Color	Adapter Color							
	Aqua	Beige	Black	Blue	Green	Orange	Red	Yellow
Almond	SFFSCSAQAL	SFFSCSBEAL	SFFSCSBKAL	SFFSCSBAL	SFFSCSGNAL	SFFSCSORAL	SFFSCSRAL	SFFSCSYAL
Black	SFFSCSAQBK	SFFSCSBEBK	SFFSCSBKBK	SFFSCSBBK	SFFSCSGNBK	SFFSCSORBK	SFFSCSRBK	SFFSCSYBK
Gray	SFFSCSAQG	SFFSCSBEG	SFFSCSBKG	SFFSCSBG	SFFSCSGNG	SFFSCSORG	SFFSCSRG	SFFSCSYG
Ivory	SFFSCSAQEI	SFFSCSBEEI	SFFSCSBKEI	SFFSCSBEI	SFFSCSGNEI	SFFSCSOREI	SFFSCSREI	SFFSCSYEI
Light Almond	SFFSCSAQLA	SFFSCSBELA	SFFSCSBKLA	SFFSCSBLA	SFFSCSGNLA	SFFSCSORLA	SFFSCSRLA	SFFSCSYLA
Office White	SFFSCSAQOW	SFFSCSBEOW	SFFSCSBKOW	SFFSCSBOW	SFFSCSGNOW	SFFSCSOROW	SFFSCSROW	SFFSCSYOW
White	SFFSCSAQW	SFFSCSBEW	SFFSCSBKW	SFFSCSBW	SFFSCSGNW	SFFSCSORW	SFFSCSRW	SFFSCSYW

Standard, Zirconia Ceramic

Housing Color	Adapter Color							
	Aqua	Beige	Black	Blue	Green	Orange	Red	Yellow
Almond	SFSCSAQAL	SFSCSBEAL	SFSCSBKAL	SFSCSBAL	SFSCSGNAL	SFSCSORAL	SFSCSRAL	SFSCSYAL
Black	SFSCSAQBK	SFSCSBEBK	SFSCSBKBK	SFSCSBBK	SFSCSGNBK	SFSCSORBK	SFSCSRBK	SFSCSYBK
Gray	SFSCSAQG	SFSCSBEG	SFSCSBKG	SFSCSBG	SFSCSGNG	SFSCSORG	SFSCSRG	SFSCSYG
Ivory	SFSCSAQEI	SFSCSBEEI	SFSCSBKEI	SFSCSBEI	SFSCSGNEI	SFSCSOREI	SFSCSREI	SFSCSYEI
Light Almond	SFSCSAQLA	SFSCSBELA	SFSCSBKLA	SFSCSBLA	SFSCSGNLA	SFSCSORLA	SFSCSRLA	SFSCSYLA
Office White	SFSCSAQOW	SFSCSBEOW	SFSCSBKOW	SFSCSBOW	SFSCSGNOW	SFSCSOROW	SFSCSROW	SFSCSYOW
White	SFSCSAQW	SFSCSBEW	SFSCSBKW	SFSCSBW	SFSCSGNW	SFSCSORW	SFSCSRW	SFSCSYW

Note: Any green zirconia LC or SC adapter is suitable for APC applications.



MT-RJ Standard
SFMTRJ



MT-RJ Flush Mount
FAMTRJK



ST Simplex, Standard
SFSTOW



ST to SC Simplex, Standard
SFSCSTSOW



MPO Flush Mount
SFFMTPBKOW

MT-RJ Keystone Adapters

Housing Color	Standard	Flush Mount
Almond	SFMTRJAL	FAMTRJKAL
Black	SFMTRJBK	FAMTRJKBK
Gray	SFMTRJG	FAMTRJKG
Ivory	SFMTRJEI	FAMTRJKEI
Light Almond	SFMTRJLA	FAMTRJKLA
Office White	SFMTRJ	FAMTRJK
Orange	–	FAMTRJKO
White	SFMTRJW	FAMTRJKW

ST-Style to SC Simplex Keystone Adapters

Housing Color	Zirconia Ceramic
Almond	SFSCSTSAL
Black	SFSCSTSBK
Gray	SFSCSTSG
Ivory	SFSCSTSEI
Light Almond	SFSCSTSAL
Office White	SFSCSTSOW
White	SFSCSTS

Note: Adapter is blue

ST-Style Keystone Adapters

Housing Color	Zirconia Ceramic
Almond	SFSTSAL
Black	SFSTSBK
Gray	SFSTSG
Ivory	SFSTSEI
Light Almond	SFSTSLA
Office White	SFSTSOW
White	SFSTSW

Note: Adapter is black oxide

MPO Flush Mount Keystone Adapters

Housing Color	Adapter Color			
	Aqua	Beige	Black	Green
Almond	SFFMTPAQAL	SFFMTPBEAL	SFFMTPBKAL	SFFMTPGNAL
Black	SFFMTPAQBK	SFFMTPBEBK	SFFMTPKBK	SFFMTPGNBK
Gray	SFFMTPAQG	SFFMTPBEG	SFFMTPBKG	SFFMTPGNG
Ivory	SFFMTPAQEI	SFFMTPBEEI	SFFMTPBKEI	SFFMTPGNEI
Light Almond	SFFMTPAQLA	SFFMTPBELA	SFFMTPBKLA	SFFMTPGNLA
Office White	SFFMTPAQOW	SFFMTPBEOW	SFFMTPBKOW	SFFMTPGNOW
White	SFFMTPAQW	SFFMTPBEW	SFFMTPBKW	SFFMTPGNW



LC Duplex, Snap Mount
FALCDS6B



LC Duplex, Screw Mount
FALCDSS6AQ



SC Duplex, Snap Mount
FASCDSC6GN



SC Duplex, Screw Mount
FASCDSS6B



SC Simplex, Snap Mount
FASCSSC12B

LC Adapters

LC Duplex; recommended cut out: 0.525" X 0.390"

Color	Snap mount, clip installed (6-pack), zirconia ceramic sleeve	Screw mount, clip installed, mounting screws included (6-pack), zirconia ceramic sleeve
Aqua	FALCDSC6AQ	FALCDSS6AQ
Beige	FALCDSC6BE	FALCDSS6BE
Black	FALCDSC6BK	FALCDSS6BK
Blue	FALCDSC6B	FALCDSS6B
Green	FALCDSC6GN	FALCDSS6GN
Orange	FALCDSC6OR	FALCDSS6OR
Red	FALCDSC6R	FALCDSS6R
Yellow	FALCDSC6Y	FALCDSS6Y

LC Quad; recommended cut out: 1.024" X 0.375"

Aqua	FALCQSC6AQ	FALCQSS6AQ
Beige	FALCQSC6BE	FALCQSS6BE
Black	FALCQSC6BK	FALCQSS6BK
Blue	FALCQSC6B	FALCQSS6B
Green	FALCQSC6GN	FALCQSS6GN
Orange	FALCQSC6OR	FALCQSS6OR
Red	FALCQSC6R	FALCQSS6R
Yellow	FALCQSC6Y	FALCQSS6Y

Note: Any green zirconia LC or SC adapter is suitable for APC applications.

SC Adapters

SC Duplex; recommended cut out: 1.024" X 0.375"

Color	Snap mount, clip installed (6-pack), zirconia ceramic sleeve	Screw mount, clip installed, mounting screws included (6-pack), zirconia ceramic sleeve
Aqua	FASCDSC6AQ	FASCDSS6AQ
Beige	FASCDSC6BE	FASCDSS6BE
Black	FASCDSC6BK	FASCDSS6BK
Blue	FASCDSC6B	FASCDSS6B
Green	FASCDSC6GN	FASCDSS6GN
Orange	FASCDSC6OR	FASCDSS6OR
Red	FASCDSC6R	FASCDSS6R
Yellow	FASCDSC6Y	FASCDSS6Y

SC Simplex; recommended cut out: 0.525" X 0.390"

Aqua	FASCSSC12AQ	FASCSS12AQ
Beige	FASCSSC12BE	FASCSS12BE
Black	FASCSSC12BK	FASCSS12BK
Blue	FASCSSC12B	FASCSS12B
Green	FASCSSC12GN	FASCSS12GN
Orange	FASCSSC12OR	FASCSS12OR
Red	FASCSSC12R	FASCSS12R
Yellow	FASCSSC12Y	FASCSS12Y

Note: Any green zirconia LC or SC adapter is suitable for APC applications.



ST Duplex,
Snap Mount
FASTDMPB6



ST to SC Duplex,
Snap Mount
FASTSCEMPB6



ST Simplex,
Bulkhead
FASTMPB12



MT-RJ
Snap Mount
FAMTRJMPB6



FC Simplex,
Bulkhead
FAFCSS6



MPO Duplex,
Screw Mount
FAMTPDSBK

ST-Style Adapters

Description	Recommended Cut-Out	Color	Phosphor Bronze Sleeve	Zirconia Ceramic Sleeve
Snap mount, clip installed, ST duplex*, 6-pack	Any SC duplex 1.024" x 0.375"	Beige	FASTDMS6	–
Screw mount, clip installed, ST duplex, 6-pack	1.024" x 0.375"	Blue	–	FASTDSS6
Bulkhead, ST simplex, 12-pack, with nuts and washers	Dia. 0.38", flat 0.31" (Double D)	Black Oxide, Metal	FASTMPB12	FASTSS12

*These adapters can mount into unloaded FSP adapter panels (see page G11).

SC to ST-Style Adapters

Zirconia Ceramic Sleeve				
Description	Recommended SC Cut-Out	Color	Simplex, 12-Pack	Duplex, 6-Pack
Snap mount, clip installed	Simplex: 0.525" x 0.390" Duplex: 1.024" x 0.375"	Blue	FASTSCSSC12	FASTSCDSC6
		Orange	FASTSCSSC12OR	FASTSCDSC6OR
		Red	FASTSCSSC12R	FASTSCDSC6R
		Yellow	FASTSCSSC12Y	FASTSCDSC6Y
Phosphor Bronze Sleeve				
Screw mount, clip installed	Duplex: 1.024" x 0.375"	Blue	–	FASTSCMPB6

MPO Simplex Adapters

Standard Polarity				
Description	Recommended MPO Simplex Cut-Out	Color	Snap Mount	Screw Mount
Fits any SC simplex cut-out, 6-pack, compatible with 12- or 24-fiber MPO connectors	0.525" x 0.390"	Aqua	FAMTPAQ	FAMTPSAQ
		Beige	FAMTPBE	FAMTPSBE
		Black	FAMTPBK	FAMTPSBK
		Green	FAMTPGN	FAMTPSGN
		Violet	FAMTPVI	FAMTPSVI
Reversed Polarity				
		Gray	FAMTPRPGY	FAMTPSRPGY

Note: Standard MPO polarity is key-up/key-down. Reversed polarity is key-up/key-up.

MPO Duplex Adapters

Description	Recommended SC Duplex Cut-Out	Color	Snap Mount	Screw Mount
Fits any SC duplex cut-out, 6-pack	1.024" x 0.375"	Aqua	FAMTPDAQ	FAMTPDSAQ
		Beige	FAMTPDBE	FAMTPDSBE
		Black	FAMTPDBK	FAMTPDSBK
		Green	FAMTPDGN	FAMTPDSGN
		Violet	FAMTPDVI	FAMTPDSVI

FC Adapters

Description	Recommended Cut-Out	Finish	Zirconia Ceramic Sleeve
Bulkhead, singlemode, 6-pack	Dia. 0.38", flat 0.31" (Double D)	Nickel Plated	FAFCSS6

MT-RJ Adapters

Description	Recommended Cut-Out	Color	Snap Mount
Snap mount, clip installed, 6-pack	0.525" x 0.390" (SC simplex)	Aqua	FAMTRJC6AQ
		Beige	FAMTRJMPB6
		Black	FAMTRJC6BK



Precision Cleaver
OFCLV5



Fiber Test Set
OFPM813, OFLS813



Fiber Microscope
OFSCOPE1



Epoxy Termination Kit
OFTK03C

Fiber Cleavers

Description	Catalog No.
Multimode fiber only	OFCLV3
SM or MM fiber, CT-30 style, with case	OFCLV4
SM or MM fiber, precision, with case	OFCLV5
Replacement blade	OFCLV5RB

Fiber Strip Tools

Description	Catalog No.
Universal 250/900 μ , 2.0, 2.5, 3.0mm cable	OFSTRIP2

Kevlar® Cable Scissors

Description	Catalog No.
For cutting Kevlar reinforced cables up to 24-strand, non-armored	OFSCRS

Visual Fault Locators (ST, SC, LC)

Includes: batteries, LC adapter, holster, wrist strap and end protectors

Description	Catalog No.
Visual fault locator	OFVFLKT1
LC adapter, separate	OFVLCADP

TIP: Use a VFL during termination for optimum test results.

Multimode Test Set

Includes: (1) power meter, (1) dual wavelength LED source, (1) soft pouch, batteries

Description	Catalog No.
Complete tester kit	OFPLK813A
Power meter dual wavelength	OFPM813
LED light source dual wavelength, multimode	OFLS813

Connector Installation Tool Pouch

Includes: sapphire scribe, scribe guide, black permanent marker, carbon fiber scissors, strip template and polishing fixture, ruler, buffer/cable jacket stripper, 200X microscope assembly, crimp tool and die

Description	Catalog No.
For SC/ST-style connectors crimp or adhesive termination	OFTP02C

Microscope, 400X

Includes: built-in illuminator, batteries, SC/ST-style adapter, and soft pouch

Description	Catalog No.
SC/ST-style microscope	OFSCOPE1
LC adapter (400X microscope only)	FOADPTLC

Microscope, 200X (ST, SC, LC)

Includes: batteries, LC adapter, and soft pouch

Description	Catalog No.
ST, SC, LC microscope	OFSCOPE2

Termination Kits, Epoxy

Includes: canned air, 10oz, tool pouch (OFTP02C) with fiber and cable preparation tools, wipes, heat cure epoxy, anaerobic adhesive and primer, polishing paper, polishing pad, heat-cure epoxy oven, safety glasses, syringes, needles, cure adapters and clips

For SC/ST-style connectors	Catalog No.
16-Port (110V AC)	OFTK03C
8-Port (220V AC)*	OFTK04C

*Does not contain canned air

Field Installation Tool Kit, Epoxy and Crimp Style

Includes:

- OFSTRIP2 fiber strip tool
- OFCMT04 crimp tool
- Universal 2.5mm and 1.25mm polishing pucks
- Polishing plate
- 70 durometer polishing pad
- Polishing paper
- 200X microscope with 2.5mm and 1.25mm universal adapters
- Carbon fiber scissors
- Reversible blade carbide scribe
- Permanent marker
- Protective glasses
- Debris bottle for fiber safety
- Alcohol wipes
- Lint free cleaning wipes
- Water bottle
- Alcohol bottle
- 6" ruler
- 10" long x 7" wide x 6.25" high carrying case with the lid functioning as a portable work surface

Description	Catalog No.
Field installation tool kit for SC/ST and LC connectors	OFTK05



Epoxy/Crimp Termination Kit
OFTK05

Note: See PROclick® connectors on page G3 for termination tool applications. Kevlar is a registered trademark of E. I. du Pont de Nemours and Company.



Anaerobic Adhesive Kit
OFAP



Loose Tube Break-Out Kit
OFBOKT6



Crimp Tool
OFCMT04



Scribe Tool and Guide
OFSCRIBE



Cable Management Clip
FBRMGTCPLK4

Epoxy Adhesive Kit

Includes: (6) tubes 1g, (6) syringes/needles

Description	Catalog No.
Easy mix 1g tubes	OFCEP

Anaerobic Adhesive Kit

Includes: Primer and adhesive, (10) syringes and (10) needles

Description	Catalog No.
Anaerobic adhesive kit cures in 6–10 seconds	OFCAP
Replacement bottle of primer only	OFPRIIME

Epoxy Cure Adapters

Includes: package of (6) adapters for heat cure oven

Description	Catalog No.
SC/ST-style	OFCA
LC	OFCALC

Loose Tube OSP Cable Break-Out Kits

Includes: tube kit, break-out block and crimp bushing

Description	Catalog No.
6-fiber break-out kit	OFBOKT6
12-fiber break-out kit	OFBOKT12

Fiber Cable Management Radius Clips

Includes: pack of (4) self-adhering clips with bend radius control element

Description	Catalog No.
Cable clips	FBRMGTCPLK4

LC Duplex Connector Extraction Tool

Includes: (1) tool, individually packaged, ideal for servicing high density interconnections

Description	Catalog No.
Connector extraction tool	OFLCDOOL1

Crimp Tool

Dual hex cavity: 0.178"/0.151", flat crimp 0.052", hex crimp 0.136", hardened die

Description	Catalog No.
For SC/ST-style epoxy/anaerobic or crimp style connectors	OFCMT04
Crimp dies	OFCMD04

Hand Scribe Tool

Includes: (1) tool and scribe guide

Description	Catalog No.
Sapphire blade	OFSCRIBE

Scribe Guide Fixture

6-pack

Description	Catalog No.
Suitable for SC, ST-style, or LC connectors	OFSG

Polishing Fixture

Includes: (1) stainless steel puck, polished surface; SC/ST-style or LC compatible

Description	Catalog No.
SC/ST-style	OFPUCK
LC	OFPUCKLC

Polishing Film

Includes: (25) each of 5 μ , 1 μ and 0.3 μ sheets, (1) polishing pad

Description	Catalog No.
Replacement kit	OFLFP

OPTISOK® Pulling Grips

Bundle Size Range	Catalog No.
0.125–0.562"	CCPS1
0.250–0.750"	CCPS2
0.750–1.750"	CCPS3

Fusion Splice Sleeves

25-pack

Description	Catalog No.
40mm length, 10mm cleave	FSHST401025
12-fiber ribbon	FRSHST401025

Fiber Management Spool

2-pack

Description	Catalog No.
Adhesive mount, yellow	OFSPOLPK2

Fusion Splice Trays

Description	Catalog No.
Aluminum, 12-fiber	STRAY12F
Aluminum, 24-fiber	STRAY24F
Plastic, yellow, 24-fiber	OFSPLKT24F



Cleaning Kit without Clicker Cleaners
OFCLEANKT1



Cleaning Kit with Clicker Cleaners
OFCLEANKT2



Clicker Cleaner
LC/MU/APC
OFCLICK750LC



Cleaning Sticks
SC/FC/APC
OFSTIX50SC



Cloth Wipes
Cartridge
OFWIPES400

Cleaning Kit 1 without Sticklers® CleanClicker®

Includes:

- Optical fiber cleaning fluid, 3oz, non-hazardous
- (2) packs of 50 LC/MU cleaning sticks
- (2) packs of 50 SC/FC cleaning sticks
- (1) box of 400 lint-free wipes
- (1) dispenser of 90 lint-free wipes
- Instructions on product packaging
- Protective carrying bag

Description	Catalog No.
Cleaning kit without clickers	OFCLEANKT1

Cleaning Kit 2 with Sticklers® CleanClicker®

Includes:

- LC/MU clicker cleaner, 750 clicks
- SC/FC clicker cleaner, 750 clicks
- MPO clicker cleaner, 600 clicks
- Optical fiber cleaning fluid, 3oz, non-hazardous
- (2) packs of 50 LC/MU cleaning sticks
- (2) packs of 50 SC/FC cleaning sticks
- (1) box of 400 lint-free wipes
- (1) dispenser of 90 lint-free wipes
- Instructions on product packaging
- Protective carrying bag

Description	Catalog No.
Cleaning kit with LC, SC, MPO clickers	OFCLEANKT2

Sticklers® CleanClicker®, SC/ST/FC/APC

Includes: (1) disposable cleaner tape cartridge

Description	Catalog No.
2.5mm, SC/FC/APC	OFCLICK750SC

Sticklers® CleanClicker®, LC/MU/APC

Includes: (1) disposable cleaner tape cartridge

Description	Catalog No.
2.5mm, LC/MU/APC	OFCLICK750LC

Sticklers® CleanClicker®, MPO/APC

Includes: (1) disposable cleaner tape cartridge

Description	Catalog No.
MPO male, female, flat/APC	OFCLICK600MPO

Sticklers® CleanStixx™, LC/MU/APC

Includes: (1) pack of 50 disposable cleaning sticks

Description	Catalog No.
LC/MU/APC 1.25mm port cleaning sticks	OFSTIX50LC

Sticklers® CleanStixx™, SC/ST/FC/APC

Includes: (1) pack of 50 disposable cleaning sticks

Description	Catalog No.
SC/FC/APC 2.50mm port cleaning sticks	OFSTIX50SC

Sticklers® Cleaning Fluid, Optical

Includes: (1) 3oz pump dispenser

Description	Catalog No.
3oz cleaning fluid, pump, non-hazardous	OFCLEANER3OZ

Sticklers® CleanWipes™, Cartridge

Includes: (1) 4-slot box

Description	Catalog No.
Box of 100 lint-free sheets, 4 wipes/sheet	OFWIPES400

Sticklers® CleanWipes™, Dispenser

Includes: (1) roll of 90 sheets


Description	Catalog No.
Tube of 90 lint-free sheets, multi-purpose	OFWIPES90

Sticklers, CleanClicker, CleanStixx and CleanWipes are trademarks of MicroCare.



FIBER | Assemblies

The expanded line of Hubbell pre-terminated fiber assemblies includes labor-saving BIDnet engineered trunks, cords, hydras and pigtails. The Hubbell BIDnet program is a custom quote and made-to-order service, featuring premium quality cable and components, assembled locally for quick, reliable delivery. All Hubbell fiber assemblies, patch cords and pigtails are made with quality components and are 100% factory tested.





FIBER | Assemblies

Fiber Patch Cords, Duplex	H3
Fiber Patch Cords, Simplex	H7
Fiber Trunk Assemblies	H8
Specialty Patch Cords and Pigtails	H9
Fiber Pigtails, Single and Bundled.....	H10





LC to LC, OS2
DFPCLCLCS1SM



LC to LC, OM3
DFPCLCLCE1MM



LCA to LCA, OS2
DFPCLCALCAS1SM



LC to SC, OM3
DFPCLCSCE1MM



LC to SC, OS2
DFPCLCSCS1SM

LC Duplex Patch Cords

Multimode, Riser

Description	Cable Color	Length (meters)			
		1m	2m	3m	5m
LC to LC, 50, OM4	AQ	DFRCLCLCF1MM	DFRCLCLCF2MM	DFRCLCLCF3MM	DFRCLCLCF5MM
LC to SC, 50, OM4	AQ	DFRCLCSCF1MM	DFRCLCSCF2MM	DFRCLCSCF3MM	DFRCLCSCF5MM
LC to LC, 50, OM3	AQ	DFRCLCLCE1MM	DFRCLCLCE2MM	DFRCLCLCE3MM	DFRCLCLCE5MM
LC to SC, 50, OM3	AQ	DFRCLCSCE1MM	DFRCLCSCE2MM	DFRCLCSCE3MM	DFRCLCSCE5MM
LC to LC, 50, OM2	OR	DFRCLCLCD1MM	DFRCLCLCD2MM	DFRCLCLCD3MM	DFRCLCLCD5MM
LC to SC, 50, OM2	OR	DFRCLCSCD1MM	DFRCLCSCD2MM	DFRCLCSCD3MM	DFRCLCSCD5MM
LC to LC, 62.5, OM1	OR	DFRCLCLCC1MM	DFRCLCLCC2MM	DFRCLCLCC3MM	DFRCLCLCC5MM
LC to SC, 62.5, OM1	OR	DFRCLCSCC1MM	DFRCLCSCC2MM	DFRCLCSCC3MM	DFRCLCSCC5MM
LC to ST, 62.5, OM1	OR	DFRCLCSTC1MM	DFRCLCSTC2MM	DFRCLCSTC3MM	DFRCLCSTC5MM

Singlemode, Riser

LC to LC, singlemode, OS2	YL	DFRCLCLCS1SM	DFRCLCLCS2SM	DFRCLCLCS3SM	DFRCLCLCS5SM
LC/APC to LC/APC, singlemode, OS2	YL	DFRCLCALCAS1SM	DFRCLCALCAS2SM	DFRCLCALCAS3SM	DFRCLCALCAS5SM
LC/APC to SC/APC, singlemode, OS2	YL	DFRCLCASCAS1SM	DFRCLCASCAS2SM	DFRCLCASCAS3SM	DFRCLCASCAS5SM
LC to ST, singlemode, OS2	YL	DFRCLCSTS1SM	DFRCLCSTS2SM	DFRCLCSTS3SM	DFRCLCSTS5SM
LC to SC, singlemode, OS2	YL	DFRCLCSCS1SM	DFRCLCSCS2SM	DFRCLCSCS3SM	DFRCLCSCS5SM

Standard Riser lengths: 1 to 10 meters. LC/APC lengths: 1 to 5, and 10 meters. Custom lengths quoted to order.

Multimode, Plenum

Description	Cable Color	Length (meters)			
		1m	2m	3m	5m
LC to LC, 50, OM4	AQ	DFPCLCLCF1MM	DFPCLCLCF2MM	DFPCLCLCF3MM	DFPCLCLCF5MM
LC to SC, 50, OM4	AQ	DFPCLCSCF1MM	DFPCLCSCF2MM	DFPCLCSCF3MM	DFPCLCSCF5MM
LC to LC, 50, OM3	AQ	DFPCLCLCE1MM	DFPCLCLCE2MM	DFPCLCLCE3MM	DFPCLCLCE5MM
LC to SC, 50, OM3	AQ	DFPCLCSCE1MM	DFPCLCSCE2MM	DFPCLCSCE3MM	DFPCLCSCE5MM
LC to LC, 50, OM2	OR	DFPCLCLCD1MM	DFPCLCLCD2MM	DFPCLCLCD3MM	DFPCLCLCD5MM
LC to SC, 50, OM2	OR	DFPCLCSCD1MM	DFPCLCSCD2MM	DFPCLCSCD3MM	DFPCLCSCD5MM
LC to LC, 62.5, OM1	OR	DFPCLCLCC1MM	DFPCLCLCC2MM	DFPCLCLCC3MM	DFPCLCLCC5MM
LC to SC, 62.5, OM1	OR	DFPCLCSCC1MM	DFPCLCSCC2MM	DFPCLCSCC3MM	DFPCLCSCC5MM
LC to ST, 62.5, OM1	OR	DFPCLCSTC1MM	DFPCLCSTC2MM	DFPCLCSTC3MM	DFPCLCSTC5MM

Singlemode, Plenum

LC to LC, singlemode, OS2	YL	DFPCLCLCS1SM	DFPCLCLCS2SM	DFPCLCLCS3SM	DFPCLCLCS5SM
LC/APC to LC/APC, singlemode, OS2	YL	DFPCLCALCAS1SM	DFPCLCALCAS2SM	DFPCLCALCAS3SM	DFPCLCALCAS5SM
LC/APC to SC/APC, singlemode, OS2	YL	DFPCLCASCAS1SM	DFPCLCASCAS2SM	DFPCLCASCAS3SM	DFPCLCASCAS5SM
LC to ST, singlemode, OS2	YL	DFPCLCSTS1SM	DFPCLCSTS2SM	DFPCLCSTS3SM	DFPCLCSTS5SM
LC to SC, singlemode, OS2	YL	DFPCLCSCS1SM	DFPCLCSCS2SM	DFPCLCSCS3SM	DFPCLCSCS5SM

Standard Plenum lengths: 1 to 25 meters. LC/APC lengths: 1 to 5, and 10 meters. Custom lengths quoted to order.



HD LC Uniboot, OM3
HDPCLC50G3M1



MSFP to LC, OM3
MSFPLC50G3M1



HD LC Uniboot, OS2
HDPCLCSM1



HC LC to SC, OS2
HDPCLCSCSM1



MU TO MU, OS2
HDPCMUMUS1

High Density LC Uniboot Patch Cords

Plenum

Description	Cable Color	Length (meters)			
		1m	2m	3m	5m
LC to LC, 50, OM3	AQ	HDPCLC50G3M1	HDPCLC50G3M2	HDPCLC50G3M3	HDPCLC50G3M5
LC to SC, 50, OM3	AQ	HDPCLCSC50G3M1	HDPCLCSC50G3M2	HDPCLCSC50G3M3	HDPCLCSC50G3M5
LC to LC, 50, OM4	AQ	HDPCLC50G4M1	HDPCLC50G4M2	HDPCLC50G4M3	HDPCLC50G4M5
LC to SC, 50, OM4	AQ	HDPCLCSC50G4M1	HDPCLCSC50G4M2	HDPCLCSC50G4M3	HDPCLCSC50G4M5
LC to LC, SM, OS2	YL	HDPCLCSM1	HDPCLCSM2	HDPCLCSM3	HDPCLCSM5
LC to SC, SM, OS2	YL	HDPCLCSCSM1	HDPCLCSCSM2	HDPCLCSCSM3	HDPCLCSCSM5

Standard lengths: 1 to 5, 6, 8 and 10 meters. Custom lengths quoted to order.

MSFP to LC Patch Cords

Description	Cable Color	Length (meters)			
		1m	2m	3m	5m
MSFP to LC, 50, OM3	AQ	MSFPLC50G3M1	MSFPLC50G3M2	MSFPLC50G3M3	MSFPLC50G3M5
MSFP to LC, 50, OM4	AQ	MSFPLC50G4M1	MSFPLC50G4M2	MSFPLC50G4M3	MSFPLC50G4M5

Note: MSFP pitch is 5.25mm. Standard LC duplex pitch is 6.25mm.

Standard lengths: 1 to 5, 6, 8 and 10 meters. Custom lengths quoted to order.

MU to MU Duplex Patch Cords

Description	Boot Color	Connector Color	Length			
			1m	2m	3m	5m
MU to MU	BL	BR	HDPCMUMUS1	HDPCMUMUS2	HDPCMUMUS3	HDPCMUMUS5
MU to MU	BL	BR	HDPCMUMUS10F	HDPCMUMUS20F	HDPCMUMUS30F	HDPCMUMUS50F

Standard lengths: 1, 2, 3, 5, 10, 15, 20 meters. Various lengths in feet available between 10 and 75 feet.



ST to SC, OS2
DFRCSTSCS1SM



SC to SC, OS2
DFRCSCSCS1SM



SC to SC, OM3
DFRCSCSCE1MM



SCA to SCA, OS2
DFRCSCASCAS1SM

SC to SC Patch Cords

Duplex/Multimode, Riser

Description	Cable Color	Length (meters)			
		1m	2m	3m	5m
SC to SC, 62.5, OM1	OR	DFRCSCSCC1MM	DFRCSCSCC2MM	DFRCSCSCC3MM	DFRCSCSCC5MM
SC to SC, 50, OM2	OR	DFRCSCSCD1MM	DFRCSCSCD2MM	DFRCSCSCD3MM	DFRCSCSCD5MM
SC to SC, 50, OM3	AQ	DFRCSCSCE1MM	DFRCSCSCE2MM	DFRCSCSCE3MM	DFRCSCSCE5MM

Duplex/Singlemode, Riser

SC to SC, SM, OS2	YL	DFRCSCSCS1SM	DFRCSCSCS2SM	DFRCSCSCS3SM	DFRCSCSCS5SM
SCA to SCA, OS2, APC	YL	DFRCSCASCAS1SM	DFRCSCASCAS2SM	DFRCSCASCAS3SM	DFRCSCASCAS5SM

Duplex/Multimode, Plenum

SC to SC, 62.5, OM1	OR	DFPCSCSCC1MM	DFPCSCSCC2MM	DFPCSCSCC3MM	DFPCSCSCC5MM
SC to SC, 50, OM2	OR	DFPCSCSCD1MM	DFPCSCSCD2MM	DFPCSCSCD3MM	DFPCSCSCD5MM
SC to SC, 50, OM3	AQ	DFPCSCSCE1MM	DFPCSCSCE2MM	DFPCSCSCE3MM	DFPCSCSCE5MM

Duplex/Singlemode, Plenum

SC to SC, SM, OS2	YL	DFPCSCSCS1SM	DFPCSCSCS2SM	DFPCSCSCS3SM	DFPCSCSCS5SM
SCA to SCA, OS2, APC	YL	DFPCSCASCAS1SM	DFPCSCASCAS2SM	DFPCSCASCAS3SM	DFPCSCASCAS5SM

Standard Riser lengths: 1 to 10 meters. SC/APC lengths: 1 to 5, and 10 meters.

Standard Plenum lengths: 1 to 25 meters. SC/APC lengths: 1 to 5, and 10 meters.

ST to SC Patch Cords

Duplex/Multimode, Riser

Description	Cable Color	Length (meters)			
		1m	2m	3m	5m
ST to SC, 62.5, OM1	OR	DFRCSTSCC1MM	DFRCSTSCC2MM	DFRCSTSCC3MM	DFRCSTSCC5MM
ST to SC, 50, OM2	OR	DFRCSTSCD1MM	DFRCSTSCD2MM	DFRCSTSCD3MM	DFRCSTSCD5MM
ST to SC, 50, OM3	AQ	DFRCSTSCE1MM	DFRCSTSCE2MM	DFRCSTSCE3MM	DFRCSTSCE5MM

Duplex/Singlemode, Riser

ST to SC, SM, OS2	YL	DFRCSTSCS1SM	DFRCSTSCS2SM	DFRCSTSCS3SM	DFRCSTSCS5SM
-------------------	----	---------------------	---------------------	---------------------	---------------------

Duplex/Multimode, Plenum

ST to SC, 62.5, OM1	OR	DFPCSTSCC1MM	DFPCSTSCC2MM	DFPCSTSCC3MM	DFPCSTSCC5MM
ST to SC, 50, OM2	OR	DFPCSTSCD1MM	DFPCSTSCD2MM	DFPCSTSCD3MM	DFPCSTSCD5MM
ST to SC, 50, OM3	AQ	DFPCSTSCE1MM	DFPCSTSCE2MM	DFPCSTSCE3MM	DFPCSTSCE5MM

Duplex/Singlemode, Plenum

ST to SC, SM, OS2	YL	DFPCSTSCS1SM	DFPCSTSCS2SM	DFPCSTSCS3SM	DFPCSTSCS5SM
-------------------	----	---------------------	---------------------	---------------------	---------------------

Standard Riser lengths: 1 to 10 meters.

Standard Plenum lengths: 1 to 25 meters.



FCA to SCA, OS2
DFRCFCASCAS1SM



ST to ST, OM1
DFRCSTSTC1MM



FC to FC, OS2
DFRCFCFCS1SM



SC to ST-style, OS2
DFRCSTSCS1SM



LCA to FCA, OS2
DFRCLCAFCA1SM

ST to ST Patch Cords

Duplex/Multimode, Riser

Description	Cable Color	Length (meters)			
		2m	3m	5m	10m
ST to ST, 62.5, OM1	OR	DFRCSTSTC2MM	DFRCSTSTC3MM	DFRCSTSTC5MM	DFRCSTSTC10MM
ST to ST, 50, OM2	OR	DFRCSTSTD2MM	DFRCSTSTD3MM	DFRCSTSTD5MM	DFRCSTSTD10MM
ST to ST, 50, OM3	AQ	DFRCSTSTE2MM	DFRCSTSTE3MM	DFRCSTSTE5MM	DFRCSTSTE10MM

Duplex/Singlemode, Riser

ST to ST, SM, OS2	YL	DFRCSTSTS2SM	DFRCSTSTS3SM	DFRCSTSTS5SM	DFRCSTSTS10SM
-------------------	----	---------------------	---------------------	---------------------	----------------------

Duplex/Multimode, Plenum

ST to ST, 62.5, OM1	OR	DFPCSTSTC2MM	DFPCSTSTC3MM	DFPCSTSTC5MM	DFPCSTSTC10MM
ST to ST, 50, OM2	OR	DFPCSTSTD2MM	DFPCSTSTD3MM	DFPCSTSTD5MM	DFPCSTSTD10MM
ST to ST, 50, OM3	AQ	DFPCSTSTE2MM	DFPCSTSTE3MM	DFPCSTSTE5MM	DFPCSTSTE10MM

Duplex/Singlemode, Plenum

ST to ST, SM, OS2	YL	DFPCSTSTS2SM	DFPCSTSTS3SM	DFPCSTSTS5SM	DFPCSTSTS10SM
-------------------	----	---------------------	---------------------	---------------------	----------------------

Standard Riser lengths: 1 to 10 meters.

Standard Plenum lengths: 1 to 25 meters.

FC Patch Cords

Duplex/Singlemode, Riser

Description	Cable Color	Length (meters)			
		1m	2m	3m	5m
FC to FC, SM, OS2	YL	DFRCFCFCS1SM	DFRCFCFCS2SM	DFRCFCFCS3SM	DFRCFCFCS5SM
FCA to FCA, SM, APC	YL	DFRCFAFCAS1SM	DFRCFAFCAS2SM	DFRCFAFCAS3SM	DFRCFAFCAS5SM
FCA to SCA, SM, APC	YL	DFRCFCASCAS1SM	DFRCFCASCAS2SM	DFRCFCASCAS3SM	DFRCFCASCAS5SM
FCA to LCA, SM, APC	YL	DFRCLCAFCA1SM	DFRCLCAFCA2SM	DFRCLCAFCA3SM	DFRCLCAFCA5SM

Duplex/Singlemode, Plenum

FC to FC, SM, OS2	YL	DFPCFCFCS1SM	DFPCFCFCS2SM	DFPCFCFCS3SM	DFPCFCFCS5SM
FCA to FCA, SM, APC	YL	DFPCFAFCAS1SM	DFPCFAFCAS2SM	DFPCFAFCAS3SM	DFPCFAFCAS5SM
FCA to SCA, SM, APC	YL	DFPCFCASCAS1SM	DFPCFCASCAS2SM	DFPCFCASCAS3SM	DFPCFCASCAS5SM
FCA to LCA, SM, APC	YL	DFPCLCAFCA1SM	DFPCLCAFCA2SM	DFPCLCAFCA3SM	DFPCLCAFCA5SM

Standard lengths: 1 to 5, and 10 meters.

Contact Hubbell Premise Wiring for quotation of any specialty patch cord requirements.



LC/APC to LC/APC
SFRCLCALCAS1SM



LC/APC to SC/APC
SFRCLCASCAS1SM



LC/APC to FC/APC
SFRCLCAFCAS1SM



SC/APC to SC/APC
SFRSCASCAS1SM



FC to FC
SFRFCFCFCS1SM



SC/APC to FC/APC
SFRSCAFCAS1SM

LC Simplex Patch Cord Combinations

Singlemode, OS2, Riser, Yellow cable

Description	Boot Colors	Length (meters)			
		1m	2m	3m	5m
LC/UPC to LC/UPC	W-W	SFRCLCLCS1SM	SFRCLCLCS2SM	SFRCLCLCS3SM	SFRCLCLCS5SM
LC/UPC to SC/UPC	W-BL	SFRCLCSCS1SM	SFRCLCSCS2SM	SFRCLCSCS3SM	SFRCLCSCS5SM
LC/UPC to SC/APC	W-GN	SFRCLCSCAS1SM	SFRCLCSCAS2SM	SFRCLCSCAS3SM	SFRCLCSCAS5SM
LC/UPC to ST/UPC	W-BL	SFRCLCSTS1SM	SFRCLCSTS2SM	SFRCLCSTS3SM	SFRCLCSTS5SM
LC/UPC to FC/UPC	W-BL	SFRCLCFCS1SM	SFRCLCFCS2SM	SFRCLCFCS3SM	SFRCLCFCS5SM
LC/APC to LC/APC	GN-GN	SFRCLCALCAS1SM	SFRCLCALCAS2SM	SFRCLCALCAS3SM	SFRCLCALCAS5SM
LC/APC to LC/UPC	GN-W	SFRCLCLCAS1SM	SFRCLCLCAS2SM	SFRCLCLCAS3SM	SFRCLCLCAS5SM
LC/APC to SC/APC	GN-GN	SFRCLCASCAS1SM	SFRCLCASCAS2SM	SFRCLCASCAS3SM	SFRCLCASCAS5SM
LC/APC to FC/APC	GN-GN	SFRCLCAFCAS1SM	SFRCLCAFCAS2SM	SFRCLCAFCAS3SM	SFRCLCAFCAS5SM

Standard lengths: 1 to 5, and 10 meters.

SC, FC and ST Simplex Patch Cord Combinations

Singlemode, OS2, Riser, Yellow cable

Description	Boot Colors	Length (meters)			
		1m	2m	3m	5m
SC/UPC to SC/UPC	BL-BL	SFRSCSCS1SM	SFRSCSCS2SM	SFRSCSCS3SM	SFRSCSCS5SM
FC/UPC to SC/UPC	BL-BL	SFRFCSCS1SM	SFRFCSCS2SM	SFRFCSCS3SM	SFRFCSCS5SM
SC/UPC to ST/UPC	BL-BL	SFRSTSCS1SM	SFRSTSCS2SM	SFRSTSCS3SM	SFRSTSCS5SM
SC/APC to SC/APC	GN-GN	SFRSCASCAS1SM	SFRSCASCAS2SM	SFRSCASCAS3SM	SFRSCASCAS5SM
FC/APC to SC/APC	GN-GN	SFRFCASCAS1SM	SFRFCASCAS2SM	SFRFCASCAS3SM	SFRFCASCAS5SM
FC/UPC to FC/UPC	BL-BL	SFRFCFCFCS1SM	SFRFCFCFCS2SM	SFRFCFCFCS3SM	SFRFCFCFCS5SM
FC/APC to FC/APC	GN-GN	SFRFCFAFCAS1SM	SFRFCFAFCAS2SM	SFRFCFAFCAS3SM	SFRFCFAFCAS5SM
ST/UPC to ST/UPC	BL-BL	SFRSTSTS1SM	SFRSTSTS2SM	SFRSTSTS3SM	SFRSTSTS5SM

Standard lengths: 1 to 5, and 10 meters.



LC Mesh Bundle Trunk, OM3, 48-Strand



LC Fan-Out Trunk, OM3, 48-Strand



MPO 48-Strand, OM3



MPO 12-Strand, OS2



MPO-LC Hydra, OM3

Standards

- TIA-568.3
- TIA-604-FOCIS
- Telcordia GR-326-CORE, Telcordia GR-409
- ANSI/ICEA S-83-596
- IEEE 802.3: 10G, 40G, 100G applications

MPO Connector Specifications

- Gender: female has no alignment pins; male has pins
- MM insertion loss: <0.50dB typical
- SM insertion loss: <0.55dB (0.35dB typical)
- MM return loss: >26dB
- SM return loss: >50dB (UPC), >65dB (APC)
- Polarity: Type A, B or C

Single Fiber Connector Specifications

- MM insertion loss: <0.50dB (0.35dB typical)
- SM insertion loss: <0.35dB (0.15dB typical)
- MM return loss: >26dB
- SM return loss: >50dB (UPC), >65dB (APC)
- Ferrule material: zirconia ceramic
- Mating durability: 500 cycles

40Gb/s and 100Gb/s MPO Fiber Cord Options

- Connectors: MPO male or female, 12-fiber (40G) or 24-fiber (100G)
- Fiber types: OM3, OM4
- 40Gb/s fiber strand count: 12, 24, 48, 72 and 96 fibers
- 100Gb/s fiber strand count: 24, 48, 72 and 96 fibers
- Cable: Plenum or Riser
- Polarity: 40GBASE-SR4 or 100GBASESR10

MPO Fiber Cord Options

- Connectors: MPO male or female
- Fiber types: OM1, OM2, OM3, OM4, OS2
- Fiber strand count: 12, 24, 48, 72, 96 and 144 fibers
- Cable: Plenum or Riser, armored or non-armored
- Polarity: TIA-568C.3 Type A, B or C

Mesh Bundle Trunk Options

2.0mm duplex zip cord

- Connectors: LC/APC, MSFP, SC, SC/APC, ST, FC, FC/APC
- Fiber types: OM1, OM2, OM3, OM4, OS2
- Fiber strand count: 6, 12, 24, 48, 72 and 96 fibers
- Cable: Plenum or Riser
- Outer sheath: polyester mesh

Transition Hydra Assembly Options

- Connectors: MTP female to LC or SC duplex
- Fiber types: 50/OM3, 50/OM4, SM/052
- Fiber strand count: 12, 24 and 48 fibers
- Cable: Plenum, Riser or LSZH (armored or non-armored)
- Polarity: TIA-568C.3, Type A, B or C

Distribution Fan-Out Trunk Options

- Connectors: LC/APC, MSFP, SC, SC/APC, ST, FC, FC/APC
- Fiber types: OM1, OM2, OM3, OM4, OS2
- Fiber strand count: 6, 12, 24, 48, 72 and 96 fibers
- Cable: Plenum or Riser, armored or non-armored
- Fan-out: 2.0mm duplex furcation tubing (simplex for OS2)

Channel Application Distance Limits

- OM3 40G/100G: 100m (328ft)
- OM4 40G/100G: 150m (492ft)
- OM3/10G: 300m (984ft)
- OM4/10G: 550m (1,804ft)

All BIDnet fiber trunk assemblies are custom made-to-order items. Please call our inside sales team for price and lead time. Refer to product literature for nomenclature and detailed design information. Application limits apply to available lengths.



LC Ribbon Fan-Out, OS2, 48-strand
FRPTR48LC6SL25F

Specifications (Per End)

- MM insertion loss: <0.50dB (0.35dB typical)
- SM insertion loss: <0.35dB (0.15dB typical)
- MM return loss: >26dB
- SM return loss: >50dB (UPC), >65dB (APC)
- Ferrule material: zirconia ceramic
- Mating durability: 500 cycles

Fiber Ribbon Fan-Out Pigtails

24" break out

FRPT = Fiber Ribbon Pigtail Trunk (fan-out)

r = **R** for Riser

rj = **RJ** for Riser/un-jacketed ribbon

xx = Fiber count (**12, 24, 36, 48, 60, 72, 84, 96, 108, 120, 132** or **144**)

c = Connector type: (**LC, SC, SCA, ST, FC** or **FCA**)

n = Fiber type

1 for 62.5 micron (OM1) multimode

2 for 50 micron (OM2) multimode

3 for 50 micron (OM3) multimode

4 for 50 micron (OM4) multimode

6 for singlemode (OS2)

m = **M** for multimode, **S** for singlemode

l = Length delimiter

y = Length overall

f = **F** for feet (leave blank for meters)

Catalog No. **FRPT***rx***cn***myl***f**

Example: **FRPTR48LC6SL25F**

Buffer Color Code Sequence: Blue, Orange, Green, Brown, Slate, White, Red, Black, Yellow, Violet, Rose, Aqua

6- and 12-Fiber Pigtail Bundles, Loose Tube


Riser, 250 micron color coded buffer, 3 meter length

12-fiber

	OM1	OM2	OM3	OM4	OS2
LC	FPBKLTR12LC1M	FPBKLTR12LC2M	FPBKLTR12LC3M	FPBKLTR12LC4M	FPBKLTR12LC6S
LC/APC	-	-	-	-	FPBKLTR12LCA6S
SC	FPBKLTR12SC1M	FPBKLTR12SC2M	FPBKLTR12SC3M	FPBKLTR12SC4M	FPBKLTR12SC6S
SC/APC	-	-	-	-	FPBKLTR12SCA6S
ST	FPBKLTR12ST1M	FPBKLTR12ST2M	FPBKLTR12ST3M	FPBKLTR12ST4M	FPBKLTR12ST6S
FC	-	-	-	-	FPBKLTR12FC6S
FC/APC	-	-	-	-	FPBKLTR12FCA6S

6-fiber

LC	FPBKLTR6LC1M	FPBKLTR6LC2M	FPBKLTR6LC3M	FPBKLTR6LC4M	FPBKLTR6LC6S
LC/APC	-	-	-	-	FPBKLTR6LCA6S
SC	FPBKLTR6SC1M	FPBKLTR6SC2M	FPBKLTR6SC3M	FPBKLTR6SC4M	FPBKLTR6SC6S
SC/APC	-	-	-	-	FPBKLTR6SCA6S
ST	FPBKLTR6ST1M	FPBKLTR6ST2M	FPBKLTR6ST3M	FPBKLTR6ST4M	FPBKLTR6ST6S
FC	-	-	-	-	FPBKLTR6FC6S
FC/APC	-	-	-	-	FPBKLTR6FCA6S



LC 12-Fiber Pigtail Bundle, OS2
FPBKR12LC6S

Specifications

- Mated pair insertion loss:
MM: <0.50dB (0.35dB typical)
SM: <0.35dB (0.15dB typical)
- Return loss: SM >55dB, MM >26dB, SM/APC >65dB
- Ferrule material: zirconia ceramic
- Mating durability: 500 cycles
- Operating temperature: 0°C to +75°C

Standards

- TIA-568.3
- TIA-604-FOCIS
- Telcordia® GR-326-CORE



LC Singlemode, OS2
FPLCS3SM



SC Singlemode, OS2
FPSCS3SM



ST Singlemode, OS2
FPSTS3SM



MT-RJ Multimode, OM1
FPRJC3MM

Single Fiber Pigtails

900 micron buffer, 3 meter length

Fiber Type	Buffer Color	LC	SC	ST	MT-RJ	FC
MM 62.5, OM1	Orange	FPLCC3MM	FPSCC3MM	FPSTC3MM	FPRJC3MM	FPFCC3MM
MM 50, OM2	Orange	FPLCD3MM	FPSCD3MM	FPSTD3MM	FPRJD3MM	FPFCD3MM
MM 50, OM3	Aqua	FPLCE3MM	FPSCF3MM	FPSTE3MM	FPRJE3MM	FPFCE3MM
MM 50, OM4	Aqua	FPLCF3MM	FPSCF3MM	FPSTF3MM	–	FPFCF3MM
Singlemode, OS2	Yellow	FPLCS3SM	FPSCS3SM	FPSTS3SM	–	FPFCS3SM
Singlemode, APC	Green	FPLCAS3SM	FPSCAS3SM	–	–	FPFCAS3SM

6- and 12-Fiber Pigtail Bundles

Riser, 900 micron color coded buffer, 3 meter length

12-fiber

	OM1	OM2	OM3	OM4	OS2
LC	FPBKR12LC1M	FPBKR12LC2M	FPBKR12LC3M	FPBKR12LC4M	FPBKR12LC6S
LC/APC	–	–	–	–	FPBKR12LCA6S
SC	FPBKR12SC1M	FPBKR12SC2M	FPBKR12SC3M	FPBKR12SC4M	FPBKR12SC6S
SC/APC	–	–	–	–	FPBKR12SCA6S
ST	FPBKR12ST1M	FPBKR12ST2M	FPBKR12ST3M	FPBKR12ST4M	FPBKR12ST6S
FC	FPBKR12FC1M	FPBKR12FC2M	FPBKR12FC3M	FPBKR12FC4M	FPBKR12FC6S
FC/APC	–	–	–	–	FPBKR12FCA6S

6-fiber


LC	FPBKR6LC1M	FPBKR6LC2M	FPBKR6LC3M	FPBKR6LC4M	FPBKR6LC6S
LC/APC	–	–	–	–	FPBKR6LCA6S
SC	FPBKR6SC1M	FPBKR6SC2M	FPBKR6SC3M	FPBKR6SC4M	FPBKR6SC6S
SC/APC	–	–	–	–	FPBKR6SCA6S
ST	FPBKR6ST1M	FPBKR6ST2M	FPBKR6ST3M	FPBKR6ST4M	FPBKR6ST6S
FC	FPBKR6FC1M	FPBKR6FC2M	FPBKR6FC3M	FPBKR6FC4M	FPBKR6FC6S
FC/APC	–	–	–	–	FPBKR6FCA6S

Telcordia is a registered trademark of Telcordia Technologies, Inc.

FIBER


Cable

Hubbell premium quality fiber cable completes the end-to-end channel solution, offering a single source advantage to specifiers, contractors, and end users. Made to order with the industry's highest performing optical fiber, Hubbell fiber cable provides total integration of connectivity, enclosures, and pre-terminated assemblies into a single-source infrastructure solution, backed by the Mission Critical® 25-Year Warranty.



Index

Indoor Distribution Cable, Generic.....13
Indoor/Outdoor Tight Buffer Cable, Generic.....14
Reel Selection and Capacities15
Indoor/Outdoor and Outdoor Loose Tube Cable.....16
Outdoor Armored Cable and Armored Double Jacket Cable17



Delivery

Hubbell generic HFCD Series fiber cables are priced and delivered in feet units. Reel size and weight are determined by cable type and length ordered. Specify cable put-up lengths on purchase order. Minimum Order Quantity (MOQ) for non-stocked cables is 1,640 feet. Contact Hubbell Premise Wiring for availability. Length ordered may be subject to a +/-10% production tolerance. Cut charges may apply to multi-reel orders. Refer to charts on page I5 for reel capacities, dimensions and estimated shipping weights.

Stocked Cables

Common Hubbell generic fiber cables are stocked at the plant. Short lengths may be available from stock reels. Contact Hubbell Premise Wiring for availability and fast delivery.

Indoor Tight Buffer Distribution Fiber Cable

	Fiber Count			
	2-Strand	6-Strand	12-Strand	24-Strand
62.5µm OM1 Multimode	HFCD1002R6	HFCD1006R6	HFCD1012R6	HFCD1024R6
50µm OM3 Multimode	HFCD1002R3	HFCD1006R3	HFCD1012R3	HFCD1024R3
50µm OM4 Multimode	HFCD1002R4	HFCD1006R4	HFCD1012R4	HFCD1024R4
9µm OS2 Singlemode	HFCD1002RS	HFCD1006RS	HFCD1012RS	HFCD1024RS
Plenum				
62.5µm OM1 Multimode	HFCD1002P6	HFCD1006P6	HFCD1012P6	HFCD1024P6
50µm OM3 Multimode	HFCD1002P3	HFCD1006P3	HFCD1012P3	① HFCD1024P3
50µm OM4 Multimode	HFCD1002P4	HFCD1006P4	HFCD1012P4	HFCD1024P4
9µm OS2 Singlemode	HFCD1002PS	HFCD1006PS	HFCD1012PS	HFCD1024PS

Multi-Unit Tight Buffer Distribution Fiber Cable

Riser; 12 fibers per sub-unit

	Fiber Count	
	48-Strand	72-Strand
50µm OM3 Multimode	HFCD1M12048R3	HFCD1M12072R3
50µm OM4 Multimode	HFCD1M12048R4	HFCD1M12072R4
9µm OS2 Singlemode	HFCD1M12048RS	HFCD1M12072RS
Plenum; 12 fibers per sub-unit		
50µm OM3 Multimode	HFCD1M12048P3	HFCD1M12072P3
50µm OM4 Multimode	② HFCD1M12048P4	HFCD1M12072P4
9µm OS2 Singlemode	HFCD1M12048PS	HFCD1M12072PS

Composite Indoor Tight Buffer Fiber Cable

Custom combinations of multimode and singlemode can be quoted and made to order. MOQ is 1,640 feet. Contact Hubbell Premise Wiring for quote.

Indoor Interlock Armored Tight Buffer Fiber Cable

	Fiber Count			
	6-Strand	12-Strand	24-Strand	48-Strand
62.5µm OM1 Multimode	HFCD15006R6	HFCD15012R6	HFCD15024R6	-
50µm OM3 Multimode	HFCD15006R3	HFCD15012R3	HFCD15024R3	③ HFCD15048R3
50µm OM4 Multimode	HFCD15006R4	HFCD15012R4	HFCD15024R4	HFCD15048R4
9µm OS2 Singlemode	HFCD15006RS	HFCD15012RS	HFCD15024RS	HFCD15048RS
Plenum				
62.5µm OM1 Multimode	HFCD15006P6	HFCD15012P6	HFCD15024P6	-
50µm OM3 Multimode	HFCD15006P3	HFCD15012P3	HFCD15024P3	HFCD15048P3
50µm OM4 Multimode	HFCD15006P4	HFCD15012P4	HFCD15024P4	HFCD15048P4
9µm OS2 Singlemode	HFCD15006PS	HFCD15012PS	HFCD15024PS	HFCD15048PS



①



②



③

Delivery

Hubbell generic HFCD Series fiber cables are priced and delivered in feet units. Reel size and weight are determined by cable type and length ordered. Specify cable put-up lengths on purchase order. Minimum Order Quantity (MOQ) for non-stocked cables is 1,640 feet. Contact Hubbell Premise Wiring for availability. Length ordered may be subject to a +/- 10% production tolerance. Cut charges may apply to multi-reel orders. Refer to charts on page 15 for reel capacities, dimensions and estimated shipping weights.

Stocked Cables

Common Hubbell generic fiber cables are stocked at the plant. Short lengths may be available from stock reels. Contact Hubbell Premise Wiring for availability and fast delivery.

Indoor/Outdoor Tight Buffer Fiber Cable

Riser

	Fiber Count			
	2-Strand	6-Strand	12-Strand	24-Strand
62.5μm OM1 Multimode	HFCD14002R6BK	HFCD14006R6BK	HFCD14012R6BK	HFCD14024R6BK
50μm OM3 Multimode	HFCD14002R3BK	HFCD14006R3BK	HFCD14012R3BK	HFCD14024R3BK
50μm OM4 Multimode	HFCD14002R4BK	HFCD14006R4BK	HFCD14012R4BK	HFCD14024R4BK
9μm OS2 Singlemode	HFCD14002RSBK	HFCD14006RSBK	HFCD14012RSBK	HFCD14024RSBK
Plenum				
62.5μm OM1 Multimode	HFCD14002P6BK	HFCD14006P6BK	HFCD14012P6BK	HFCD14024P6BK
50μm OM3 Multimode	HFCD14002P3BK	HFCD14006P3BK	HFCD14012P3BK	HFCD14024P3BK
50μm OM4 Multimode	HFCD14002P4BK	HFCD14006P4BK	HFCD14012P4BK	HFCD14024P4BK
9μm OS2 Singlemode	HFCD14002PSBK	HFCD14006PSBK	HFCD14012PSBK	HFCD14024PSBK

Riser

	48-Strand	72-Strand
	62.5μm OM1 Multimode	-
50μm OM3 Multimode	HFCD14048R3BK	HFCD14072R3BK
50μm OM4 Multimode	HFCD14048R4BK	HFCD14072R4BK
9μm OS2 Singlemode	HFCD14048RSBK	② HFCD14072RSBK
Plenum		
62.5μm OM1 Multimode	-	-
50μm OM3 Multimode	HFCD14048P3BK	HFCD14072P3BK
50μm OM4 Multimode	HFCD14048P4BK	HFCD14072P4BK
9μm OS2 Singlemode	① HFCD14048PSBK	HFCD14072PSBK

Composite Indoor/Outdoor Tight Buffer Fiber Cable

Custom combinations of multimode and singlemode can be quoted and made to order. MOQ is 1,640 feet. Contact Hubbell Premise Wiring for quote.

Indoor/Outdoor Armored Tight Buffer Fiber Cable

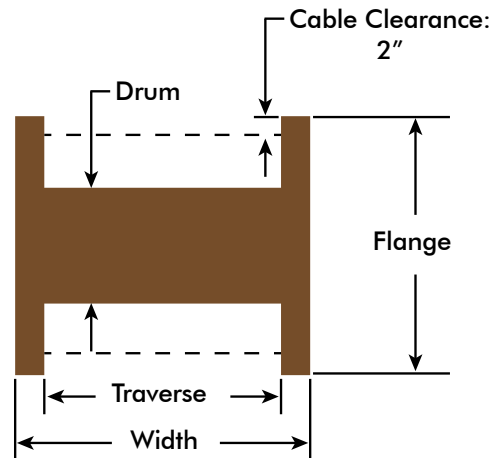
Riser

	Fiber Count			
	6-Strand	12-Strand	24-Strand	48-Strand
62.5μm OM1 Multimode	HFCD19006R6BK	HFCD19012R6BK	HFCD19024R6BK	-
50μm OM3 Multimode	HFCD19006R3BK	HFCD19012R3BK	HFCD19024R3BK	HFCD19048R3BK
50μm OM4 Multimode	HFCD19006R4BK	HFCD19012R4BK	HFCD19024R4BK	HFCD19048R4BK
9μm OS2 Singlemode	HFCD19006RSBK	HFCD19012RSBK	HFCD19024RSBK	HFCD19048RSBK
Plenum				
62.5μm OM1 Multimode	HFCD19006P6BK	HFCD19012P6BK	HFCD19024P6BK	HFCD19048P6BK
50μm OM3 Multimode	HFCD19006P3BK	HFCD19012P3BK	HFCD19024P3BK	HFCD19048P3BK
50μm OM4 Multimode	HFCD19006P4BK	HFCD19012P4BK	HFCD19024P4BK	HFCD19048P4BK
9μm OS2 Singlemode	HFCD19006PSBK	HFCD19012PSBK	HFCD19024PSBK	③ HFCD19048PSBK

Reel Selection and Capacities for Hubbell HFCD Series Indoor and I/O Cables

Hubbell Fiber Cable Delivery Policy

- HFCD Series fiber cables are priced and delivered in feet
- Cable orders, when permissible, are shipped on a single reel unless otherwise specified
- Multi reel put-up lengths required by the customer must be specified at the time of ordering
- Cable lengths that exceed single reel capacity must have the split approved by the customer
- MOQ for non-stocked cable is 1,640 feet
- Cables made to order are subject to a +/-10% production tolerance
- Customer order must match total length shipped
- Reel capacity values on this specification allow for a 2-inch cable-to-flange clearance as illustrated
- Refer to reel dimensions on selection and capacity charts
- Cut charges may apply to multi-reel orders



Weights, Dimensions and Capacities

- Cable Weight = [Length Ordered] X [Weight per Foot]
- Estimated Shipping Weight = [Cable Weight] + [Reel Weight] + [Skid Weight]
- Reel capacities on this specification allow for a 2 inch cable-to-flange clearance
- Refer to specific dimensions on the reel selection chart
- Shipping dimensions = [Flange] X [Flange] X [Width]
- Estimated Shipping Width = [Traverse Length] + [2 inches]

Standard Reel Selections

Reel	Flange Diameter in	Traverse Length in	Drum Diameter in	Reel Weight lb	Skid Weight lb
A	24	15	16.5	*	n/a
B	30	24	18	30	30
C	45	24	18	115	40
D	48	24	24	120	40

*A-size reels are plastic and boxed; see charts for cable weight

Hubbell HFCD Series Fiber Cable: Max Reel Capacity Chart, Plenum or Riser

Cable Family	Fiber Count	Overall Jacket Diameter in (mm)	Reel A 24" Flange ft	Reel B 30" Flange ft	Reel C 45" Flange ft	Reel D 48" Flange ft	Cable Weight per Foot lb
HFCD1 Series: Indoor Distribution HFCD14 Series: Indoor/Outdoor	2 strand	0.174 (4.4)	5400	17,500	n/a	n/a	0.012
	6 strand	0.210 (5.3)	4100	14,000	n/a	n/a	0.020
	12 strand	0.250 (6.3)	2900	10,000	n/a	n/a	0.035
	24 strand	0.320 (8.1)	1700	5900	n/a	n/a	0.043
HFCD1M Series: Indoor Multi-Unit	48 strand	0.610 (15.4)	n/a	1400	2100	n/a	0.146
	72 strand	0.790 (20)	n/a	1050	1700	n/a	0.233
HFCD14 Series: Indoor/Outdoor Multi-Unit	48 strand	0.610 (15.4)	n/a	1400	2100	n/a	0.146
	72 strand	0.790 (20)	n/a	1050	1700	n/a	0.233
HFCD15 Series: Armored Indoor HFCD19 Series: Armored Indoor/Outdoor	6 strand	0.625 (15.9)	n/a	n/a	n/a	5400	0.165
	12 strand	0.625 (15.9)	n/a	n/a	n/a	5400	0.170
	24 strand	0.684 (17.4)	n/a	n/a	n/a	4500	0.188
	48 strand	0.930 (23.5)	n/a	n/a	n/a	2200	0.365

Note: Reel capacities are approximate based on safe clearance below flange diameter. Reel size is determined by cable diameter and quantity ordered.



Features

- Gel-free construction for ease of preparation
- Premium, low loss, bend-insensitive fibers
- Bright colored fiber coatings and buffer tubes
- Suitable for outdoor aerial and duct applications

Specifications

- Tensile pulling load rating: 600lb
- Fibers per buffer tube: 12
- Central strength member: reinforced dielectric
- Minimum bend radius (with load):
20x cable diameter
- Installation temperature: -22° F to +140° F



①



②

Hubbell Branded Indoor/Outdoor Loose Tube Fiber Cable

Riser

	Fiber Count				
	6-Strand	12-Strand	24-Strand	48-Strand	72-Strand
62.5μm OM1 Multimode	HFCH2006R6BK	HFCH2012R6BK	HFCH2024R6BK	-	-
50μm OM3 Multimode	HFCH2006R3BK	HFCH2012R3BK	HFCH2024R3BK	HFCH2048R3BK	HFCH2072R3BK
50μm OM4 Multimode	HFCH2006R4BK	HFCH2012R4BK	HFCH2024R4BK	HFCH2048R4BK	HFCH2072R4BK
9μm OS2 Singlemode	HFCH2006RSBK	HFCH2012RSBK	HFCH2024RSBK	HFCH2048RSBK	HFCH2072RSBK

Plenum

62.5μm OM1 Multimode	HFCH2006P6BK	HFCH2012P6BK	HFCH2024P6BK	-	-
50μm OM3 Multimode	HFCH2006P3BK	HFCH2012P3BK	HFCH2024P3BK	HFCH2048P3BK	HFCH2072P3BK
50μm OM4 Multimode	HFCH2006P4BK	HFCH2012P4BK	HFCH2024P4BK	HFCH2048P4BK	HFCH2072P4BK
9μm OS2 Singlemode	HFCH2006PSBK	HFCH2012PSBK	HFCH2024PSBK	HFCH2048PSBK	HFCH2072PSBK

Riser

	96-Strand	144-Strand
9μm OS2 Singlemode ①	HFCH2096RSBK	HFCH2144RSBK

Plenum

9μm OS2 Singlemode	HFCH2096PSBK	HFCH2144PSBK
--------------------	---------------------	---------------------

Hubbell Branded Outdoor Loose Tube Fiber Cable

Black, polyethylene jacket, non-rated

	Fiber Count				
	6-Strand	12-Strand	24-Strand	48-Strand	72-Strand
62.5μm OM1 Multimode	HFCH3006BK6	HFCH3012BK6	HFCH3024BK6	-	-
50μm OM3 Multimode	HFCH3006BK3	HFCH3012BK3	HFCH3024BK3	HFCH3048BK3	HFCH3072BK3
50μm OM4 Multimode	HFCH3006BK4	HFCH3012BK4	HFCH3024BK4	HFCH3048BK4	HFCH3072BK4
9μm OS2 Singlemode	HFCH3006BKS	HFCH3012BKS	HFCH3024BKS	HFCH3048BKS	HFCH3072BKS

	96-Strand	144-Strand
9μm OS2 Singlemode ②	HFCH3096BKS	HFCH3144BKS




Features

- Gel-free construction for ease of preparation
- Corrugated armor for direct burial protection
- Premium, low loss, bend-insensitive fibers
- Bright colored fiber coatings and buffer tubes
- Suitable for aerial lashed and direct burial applications

Specifications

- Tensile pulling load rating: 600lb
- Fibers per buffer tube: 12
- Central strength member: reinforced dielectric
- Minimum bend radius (with load): 20x cable diameter
- Installation temperature: -22° F to +140° F



①



②

Hubbell Branded Outdoor Armored Fiber Cable

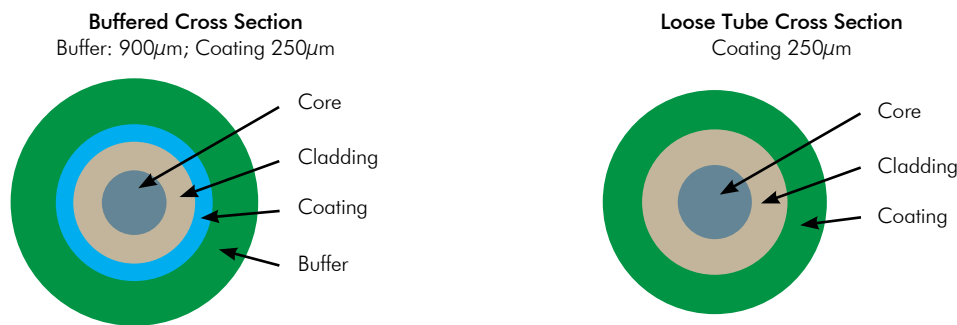
Polyethylene jacket, non-rated

	Fiber Count				
	6-Strand	12-Strand	24-Strand	48-Strand	72-Strand
62.5μm OM1 Multimode	HFCH4006BK6	HFCH4012BK6	HFCH4024BK6	–	–
50μm OM3 Multimode	HFCH4006BK3	HFCH4012BK3	HFCH4024BK3	HFCH4048BK3	HFCH4072BK3
50μm OM4 Multimode	HFCH4006BK4	HFCH4012BK4	HFCH4024BK4	HFCH4048BK4	HFCH4072BK4
9μm OS2 Singlemode	HFCH4006BKS	HFCH4012BKS	HFCH4024BKS	HFCH4048BKS	HFCH4072BKS
	96-Strand	144-Strand			
9μm OS2 Singlemode	① HFCH4096BKS	HFCH4144BKS			

Hubbell Branded Outdoor Armored Double Jacket Fiber Cable

Polyethylene jacket, non-rated

	Fiber Count				
	6-Strand	12-Strand	24-Strand	48-Strand	72-Strand
50μm OM3 Multimode	HFCH5006BK3	HFCH5012BK3	HFCH5024BK3	HFCH5048BK3	HFCH5072BK3
50μm OM4 Multimode	HFCH5006BK4	HFCH5012BK4	HFCH5024BK4	HFCH5048BK4	HFCH5072BK4
9μm OS2 Singlemode	HFCH5006BKS	HFCH5012BKS	HFCH5024BKS	HFCH5048BKS	HFCH5072BKS
	96-Strand	144-Strand			
9μm OS2 Singlemode	② HFCH5096BKS	HFCH5144BKS			



Optical Fiber Performance Specifications for HFCD and HFCH Series Cable

Fiber Type	Max Attenuation (dB/km)		Laser-Based EMB (MHz·Km)		1 Gb/s Link Distance (meters)		10 Gb/s Link Distance (meters)		40/100 Gb/s Link Distance (meters)	
	850 nm	1300 nm	850 nm	1300 nm	850 nm	1300 nm	850 nm	1300 nm	850 nm	1300 nm
OM1	≤ 2.9	≤ 0.6	220	n/a	300	550	26	n/a	n/a	n/a
OM2	≤ 2.3	≤ 0.6	950	n/a	750	550	150	n/a	n/a	n/a
OM3	≤ 2.3	≤ 0.6	2000	n/a	1,000	550	300	n/a	150	n/a
OM4	≤ 2.3	≤ 0.6	4700	n/a	1,100	550	550	n/a	150	n/a
	1310 nm	1550 nm	1310 nm	1550 nm	1310 nm	1550 nm	1310 nm	1550 nm	1310 nm	1550 nm
OS2	≤ 0.35	≤ 0.20	n/a	n/a	n/a	n/a	10,000	40,000	10,000	40,000

Note: Fiber attenuation is un-cabled. All link distance limits are based on 1.0 dB max connector loss. OM3, OM4 and OS2 are bend-insensitive fibers for optimum cable bend loss performance.

Optical Fiber Dimensional Specifications: HFCD Series Cables

Fiber Type	Core Diameter (microns)	Cladding Diameter (microns)	Core-Clad Concentricity (microns)	Cladding Non-Circularity	Core Non-Circularity	Coating Diameter (microns)	Coating-Cladding Concentricity (microns)
OM1	62.5 ± 2.5 μ m	125 ± 2.0 μ m	≤ 1.5 μ m	≤ 1.0%	≤ 5.0%	242 ± 5 μ m	< 12 μ m
OM3	50.0 ± 2.5 μ m	125 ± 1.0 μ m	≤ 1.5 μ m	≤ 1.0%	≤ 5.0%	242 ± 5 μ m	< 12 μ m
OM4	50.0 ± 2.5 μ m	125 ± 1.0 μ m	≤ 1.5 μ m	≤ 1.0%	≤ 5.0%	242 ± 5 μ m	< 12 μ m
OS2	9.2 μ m**	125 ± 0.7 μ m	≤ 0.5 μ m	≤ 0.7%	n/a	242 ± 5 μ m	< 12 μ m

**OS2 mode field diameter at 1310nm: 9.2 ± 0.4 μ m; OS2 mode field diameter at 1550nm: 10.4 ± 0.4 μ m.

Optical Fiber Dimensional Specifications: HFCH Series Cables

Fiber Type	Core Diameter (microns)	Cladding Diameter (microns)	Core-Clad Concentricity (microns)	Cladding Non-Circularity	Core Non-Circularity	Coating Diameter (microns)	Coating-Cladding Concentricity (microns)
OM1	62.5 ± 2.0 μ m	125 ± 1.0 μ m	≤ 1.0 μ m	≤ 0.7%	≤ 5.0%	242 ± 5 μ m	< 10.0 μ m
OM3	50.0 ± 2.0 μ m	125 ± 1.0 μ m	≤ 1.0 μ m	≤ 0.7%	≤ 5.0%	242 ± 5 μ m	< 6.0 μ m
OM4	50.0 ± 2.0 μ m	125 ± 1.0 μ m	≤ 1.0 μ m	≤ 0.7%	≤ 5.0%	242 ± 5 μ m	< 6.0 μ m
OS2	8.8 μ m*	125 ± 0.4 μ m	≤ 0.3 μ m	≤ 0.3%	n/a	242 ± 5 μ m	< 12 μ m

*OS2 mode field diameter at 1310nm: 9.2 ± 0.4 μ m; OS2 mode field diameter at 1550nm: 10.4 ± 0.4 μ m.

Cable Color Reference

- Indoor, Tight-Buffered
 - Orange: OM1 and OM2
 - Aqua: OM3 and OM4
 - Yellow: singlemode
- Indoor/Outdoor, Tight-Buffered
 - Black: all fiber types
- Outdoor and Indoor/Outdoor, Loose Tube
 - Black: all fiber types

Color Chart:




Note: Refer to product data sheets on our website for detailed specifications and application guidelines.

SECTION I FIBER Cable



FIBER | Enclosures

Hubbell premium quality fiber enclosures support a wide range of interconnect applications, from data centers to building backbone, horizontal and entrance facilities. This section features Hubbell enhanced FCR Series enclosures, designed based on customer input to maximize utility and ease of installation. The high density FCRHD1U Series data center enclosures offer 144 LC ports in a one unit rack space for maximum density. Enclosures for U.S. government trade-agreement compliance are also available.





FIBER | Enclosures

FCR HD Rack Mount Enclosure System	J3
FCR Rack Mount Enclosures.....	J4
FPR Rack Mount Enclosures	J5
FEUR Rack Mount Interconnect Shelves.....	J6
Rack Mount Splice Enclosures	J7
Wall Mount Enclosures	J8
OPNL Panels and FTR Trays.....	J9





Enclosure
FCRHD1UBK



OM3 Cassette
OCLCHD50G3



OM4 Cassette
OCLCD50G4



OS2 Cassette
OCLCHDSM

High Density 144 Port 1U Enclosures

Max LC port capacity: 144

Height In (mm)	Width In (mm)	Depth In (mm)	Color	Catalog No.
1.75" (44)	17" (432)	17" (432)	Black	FCRHD1UBK
			Gray	FCRHD1UGY

Ultra Compact LC to MPO Cassettes, 12-Fiber

Type A polarity, max 1U density: 144 LC ports (12 cassettes)

Height In (mm)	Width In (mm)	Depth In (mm)	Fiber Type	Color	Catalog No.
0.5" (13)	3.5" (89)	5.2" (132)	OM3	Aqua	OCLCHD50G3
			OM4	Aqua	OCLCHD50G4
			OS2	Blue	OCLCHDSM
			OM4	Violet	OCLCHD50G4VI



Specifications

- 16 gauge cold rolled steel
- Black powder coated

Standards


- EIA/ECA-310-G
- TIA-569-D



Rack Mount
FCR2U6SP



Vertical Panel Mount
FCR4U12SPV



Label Kit
LBLKTCR2U12



Splice Tray
STRAY12F

Enhanced Rack Mount Enclosures

Rack Units	Height In (mm)	Width In (mm)	Depth In (mm)	FSP Panel Capacity	Splice Tray Capacity	Max LC Port Capacity	Standard Catalog No.	Locking Catalog No.
1	1.75" (44)	17" (432)	17" (432)	3	2	72	FCR1U3SP	FCR1U3SPL
2	3.5" (89)	17" (432)	17" (432)	6	6	144	FCR2U6SP	FCR2U6SPL
2	3.5" (89)	17" (432)	17" (432)	9	6	216	FCR2U9SP	FCR2U9SPL
3	5.25" (133)	17" (432)	17" (432)	12	12	288	FCR3U12SP	FCR3U12SPL
4	7.00" (178)	17" (432)	17" (432)	15	16	360	FCR4U15SP	FCR4U15SPL

Note: Locking versions assembled to order.
FCR2U9SP does not accept Plug-n-Play OC Series cassettes.

Enhanced Rack Mount Enclosure, Vertical Panel Mounting

Rack Units	Height In (mm)	Width In (mm)	Depth In (mm)	FSP Panel Capacity	Splice Tray Capacity	Max LC Port Capacity	Standard Catalog No.	Locking Catalog No.
4	7.00" (178)	17" (432)	17" (432)	12	16	288	FCR4U12SPV	FCR4U12SPVL

NAFTA Series Rack Mounted Enclosures

Rack Units	Height In (mm)	Width In (mm)	Depth In (mm)	FSP Panel Capacity	Splice Tray Capacity	Max LC Port Capacity	Catalog No.
1	1.75" (44)	17" (432)	17" (432)	3	2	72	FCR1U3SPNA
2	3.5" (89)	17" (432)	17" (432)	6	6	144	FCR2U6SPNA
2	3.5" (89)	17" (432)	17" (432)	9	6	216	FCR2U9SPNA
3	5.25" (133)	17" (432)	17" (432)	12	12	288	FCR3U12SPNA
4	7.00" (178)	17" (432)	17" (432)	15	16	360	FCR4U15SPNA

Note: All NAFTA versions supplied with lock.
FCR2U9SPNA does not accept Plug-n-Play OC Series cassettes.

Accessories

Description	Catalog No.
Label kit, 1U, with mounting clip, 12-pack	LBLKTCR1U12
Label kit, 2U, with mounting clip, 12-pack	LBLKTCR2U12
Label kit, 3U/4U, with mounting clip, 12-pack	LBLKTCR34U12
Cable management kit, bend radius clip, 4-pack	FBRMGTCCLPK4
Label mounting clip, 12-pack	LBLCLPFCR12
Splice tray, 12 fusion splice	STRAY12F
Splice tray, 24 fusion splice	STRAY24F



Pre-Punched, ST, 12-Port
Loaded
FPR012STM



Pre-Punched, SC,
Unloaded
FPR012SCX



Pre-Punched, ST, 24-Port
Unloaded
FPR024SCX



Pre-Punched, FSP,
Loaded
FPR3SP

Pre-Punched Enclosures

Loaded

Rack Units	Height Inches (mm)	Width Inches (mm)	Depth Inches (mm)	Connector Type	Port Capacity	No. of Adapters	Catalog No.
1	1.75" (44)	17" (432)	11" (279)	ST-style	12	12	FPR012STM
					24	24	FPR024STM
				SC duplex	12	6	FPR012SCM
					24	12	FPR024SCM

Unloaded

1	1.75" (44)	17" (432)	11" (279)	SC duplex	12	6	FPR012SCX
					24	12	FPR024SCX

Note: Contact Hubbell Premise Wiring for other configurations, custom made to order. See page G7 for screw-mount SC duplex and LC quad adapters.

Pre-Punched Enclosures, FSP Panel Style

Unloaded

Rack Units	Height Inches (mm)	Width Inches (mm)	Depth Inches (mm)	Panel Capacity	Maximum LC Port Capacity	Catalog No.
1	1.75" (44)	17" (432)	11" (279)	3	72	FPR3SP FPR3SPNA*

*NAFTA version
See pages G10-11 for FSP adapter panels.

Cable Management Brackets

Fits all FPR series panels

Description	Catalog No.
Protective bracket/cable management bar	FPRBRKT1

Accessories

Description	Catalog No.
Splice tray, 12 fusion splice	STRAY12F
Splice tray, 24 fusion splice	STRAY24F
Cable management kit, bend radius clip, 4-pack	FBRMGTCPLK4
Fiber management spool kit	OFSPPOOLPK2



Specifications

- 16 gauge cold rolled steel
- Black powder coated

Standards

- EIA/ECA-310-E
- TIA-569-D



LC Duplex MM, Loaded
FEUR24LCDOM3



ST MM, Loaded
FEUR24STM



SC Duplex MM, Loaded
FEUR24SCM



FSP Adapter Panel, Unloaded
FEURFSPD

Fiber Interconnection Shelves

Loaded, includes (2) fiber management spools and (1) splice holder

Adapter Type	Height Inches (mm)	Width Inches (mm)	Depth Inches (mm)	Port Capacity	No. of Adapters	Adapter Color	Catalog No.
LC duplex; MM	1.75" (44)	17" (432)	8.6" (218)	12	6	Beige	FEUR12LCDM
				24	12	Beige	FEUR24LCDM
				48	24	Beige	FEUR48LCDM
				12	6	Aqua	FEUR12LCDOM3
				24	12	Aqua	FEUR24LCDOM3
				48	24	Aqua	FEUR48LCDOM3
LC duplex; SM	1.75" (44)	17" (432)	8.6" (218)	12	6	Blue	FEUR12LCDSM
				24	12	Blue	FEUR24LCDSM
				48	24	Blue	FEUR48LCDSM
ST; MM	1.75" (44)	17" (432)	8.6" (218)	12	12	Nickel	FEUR12STM
				24	24	Nickel	FEUR24STM
SC duplex; MM	1.75" (44)	17" (432)	8.6" (218)	12	6	Beige	FEUR12SCM
				24	12	Beige	FEUR24SCM
				48	24	Beige	FEUR48SCM
				12	6	Aqua	FEUR12SCOM3
				24	12	Aqua	FEUR24SCOM3
				48	24	Aqua	FEUR48SCOM3
SC duplex; SM	1.75" (44)	17" (432)	8.6" (218)	12	6	Blue	FEUR12SCSM
				24	12	Blue	FEUR24SCSM
				48	24	Blue	FEUR48SCSM

Note: Contact Hubbell Premise Wiring for additional configurations.

Unloaded

Adapter Type	Height Inches (mm)	Width Inches (mm)	Depth Inches (mm)	Maximum LC Port Capacity	Rack Units	Catalog No.
FSP adapter panel	1.75" (44)	17" (432)	8.6" (218)	72	1	FEURFSPD

See pages G10-11 for FSP adapter panels.

Accessories

Description	Catalog No.
Fiber management spool kit	OFSPOLPK2
24F splice tray, plastic	OFSPLKT24F



Door Open
FSR350SE



Door Closed
FSR350SE

Specifications

- 16 gauge cold rolled steel
- Black powder coated

Standards

- EIA/ECA-310-E
- TIA-569-D



Splice Enclosure
FSS01S



Splice Trays
STRAY24F
STRAY12F



Fusion Splice Protection Sleeves
FSHST401025
FRSHST401025

Splice Enclosures and Hinged Rack Mount Splice Shelves

Rack Units	Height Inches (mm)	Width Inches (mm)	Depth Inches (mm)	Splice Tray Capacity	Catalog No.
1	1.75" (44)	17" (432)	11" (279)	2	FSS01S
2	3.5" (89)	17" (432)	11" (279)	6	FCR350SE FSS02S

Note: Splice trays not included.

Splice Trays

No. of Fibers	Height Inches (mm)	Width Inches (mm)	Length Inches (mm)	Type	Catalog No.
12	0.4" (10)	5" (127)	7" (178)	Fusion	STRAY12F
				Mechanical	STRAY12M
24	0.4" (10)	5" (127)	10" (254)	Fusion	STRAY24F
				Mechanical	STRAY24M
144	0.4" (10)	5" (127)	10" (254)	(12X12 Ribbon)	STRAY12RFS
				(12X12 Ribbon, Deep)	STRAY12RFSDP

Fusion Splice Protection Sleeves

25-pack

Fiber Type	Sleeve Length Inches (mm)	Cleave Length Inches (mm)	Sleeve Diameter After Shrink Inches (mm)	Catalog No.
Single, up to 900 μ m coating	1.6" (40)	.4" (10)	0.12" (3.1)	FSHST401025
12-fiber ribbon	1.6" (40)	.4" (10)	0.18" (4.5)	FRSHST401025



Double Door, Standard
FCW4SP

Specifications

- 16 gauge cold rolled steel
- Black powder coated
- Accepts FSP Series panels

Standards

- EIA/ECA-310-E
- TIA-569-D



Double Door, NAFTA
FCW4SPRDGSA



Double Door, Standard
FCW12SP



Single Door
FTU4SP



Lock Kit
FLOCK1

Wall Mount Enclosures, Double Door

Standard versions

FSP Adapter Panel Capacity	Height Inches (mm)	Width Inches (mm)	Depth Inches (mm)	Enclosure Color	Splice Tray Capacity	Catalog No.
4	12" (305)	14" (356)	3.25" (83)	Black	(2) 7" (178)	FCW4SP
12	16" (406)	14" (356)	6.50" (165)	Black	(4) 10" (254)	FCW12SP

NAFTA versions

4	12" (305)	14" (356)	3.25" (83)	Black	(2) 7" (178)	FCW4SPNA
4	12" (305)	14" (356)	3.25" (83)	Red*	(2) 7" (178)	FCW4SPRDGSA
12	16" (406)	14" (356)	6.50" (165)	Black	(4) 10" (254)	FCW12SPNA

*Custom colors may be quoted to order. Minimum order quantity and lead time applies.

Note: For user's side, order optional lock kit separately (see below).

Only FCW12 Series will accept OC Series cassettes.

Wall Mount Enclosures, Single Door

FSP Adapter Panel Capacity	Height Inches (mm)	Width Inches (mm)	Depth Inches (mm)	Splice Tray Capacity	Catalog No.
1	5.75" (146)	9.2" (234)	2.5" (64)	0	FTU1SP
2	8.5" (216)	10.6" (269)	2.5" (64)	0	FTU2SP
4	11" (279)	13.6" (345)	2.5" (64)	(2) 7" (178)	FTU4SP

Note: For user's side, order optional lock kit separately (see below).

FTU Series enclosures do not accept OC Series cassettes.

Optional Lock Kits

Description	Catalog No.
Lock kit for cabinets keyed the same as the FCW technician side	FLOCK1
Lock kit for cabinets keyed differently than the FCW technician side	FLOCK2



1U, 3 FSP Panels or
3 OC Cassettes
OFPNL1U3SP



1U, 3 FSP Panels or
3 OC Cassettes
FTR175SP



1U, FTR Front Cover
FTR175FCVR



1U, FTR Rear Cover
FTR175RCVR

FTR Series Open Cabling Interconnect Trays, 19" Rack Mount

Rack Units	Height Inches (mm)	Width Inches (mm)	Depth Inches (mm)	FSP Panel Capacity	Splice Tray Capacity	Max LC Port Capacity	Catalog No.
1	1.75" (44)	17" (432)	12" (305)	3	2	72	FTR175SP

Note: Compatible with FSP Series panels and OC Series cassettes

LEXAN® Covers for FTR Series Interconnect Trays

For FTR175SP, smoke tint

Description	Catalog No.
Front cover	FTR175FCVR
Rear cover	FTR175RCVR

OFPNL Series Open Cabling Interconnect Panels, 19" Rack Mount

Rack Units	Height Inches (mm)	Width Inches (mm)	FSP Panel Capacity	Max LC Port Capacity	Catalog No.
1	1.75" (44)	17" (432)	3	72	OFPNL1U3SP
1	1.75" (44)	17" (432)	2	48	OFPNL1U2SP

Note: Compatible with FSP Series panels and OC Series cassettes

LEXAN is a registered trademark of General Electric Company.



METAL | Racks

Hubbell's relay racks, server frames and iFRAME® systems are the first step to a strong foundation that meets future technology needs. These items provide access and support to cabling infrastructure while allowing ease for future moves, adds and changes.





METAL | Racks

Standard Relay Racks	K3
Relay Racks and Server Frames	K4
Deep Relay Racks.....	K5
Relay Rack Accessories	K6
iFRAME® Columns	K7
iFRAME® Accessories.....	K8





Standard Relay Rack
HPW84RR19



Standard Relay Rack
HPW84RR19



Specifications

- Rack material: extruded aluminum
- Black powder coated or mill finish
- Weight capacity: 1,000lb bolted to floor; 500lb unsecured
- Supports 19" EIA wide rack-mount equipment
- #12-24 threaded holes
- Rack unit numbered

Standards

- UL 1863
- EIA/ECA-310-E Universal Mounting Pattern

3" Deep Relay Racks

Black, Each rack unit numbered

Rack Units	External Height Inches (mm)	Mounting Width Inches (mm)	External Width Inches (mm)	Rail Depth Inches (mm)	Black Catalog No.	Mill Finish Catalog No.
24	47" (1194)	19" (483)	20" (514)	3" (76)	HPW48RR19	HPW48RR19ML
36	67" (1702)	19" (483)	20" (514)	3" (76)	HPW66RR19	HPW66RR19ML
45	84" (2134)	19" (483)	20" (514)	3" (76)	HPW84RR19	HPW84RR19ML
		23" (584)	24" (607)	3" (76)	HPW84RR23	-
48	89" (2261)	19" (483)	20" (514)	3" (76)	HPW90RR19	-
51	95" (2413)	19" (483)	20" (514)	3" (76)	HPW96RR19	-



Rack with Vertical Cable Managers
CS1976H



Z-Channel Manager,
Hinged

Specifications

- Rack material: extruded aluminum
- Black powder coated
- Weight capacity: 1,000lb bolted to floor; 500lb unsecured
- Supports 19" EIA wide rack-mount equipment
- #12-24 threaded holes
- Rack unit numbered

Standards

- UL 1863
- EIA/ECA-310-E Universal Mounting Pattern

3" Deep Relay Racks with Cable Managers

Black; includes (2) vertical cable managers

Rack Units	External Height Inches (mm)	External Width Inches (mm)	Rail Depth Inches (mm)	Z Width Inches (mm)	Cover Style	Catalog No.
45	84" (2134)	19" (483)	3" (76)	3" (152)	Hinged	CS1973H
					Clip On	CS1973
				6" (152)	Hinged	CS1976H
					Clip On	CS1976



Deep Relay Rack
HPW84RR19D



Deep Relay Rack
HPW84RR19D

Specifications

- Rack material: 0.125" aluminum
- Black powder coated
- Weight capacity: 1,000lb bolted to floor; 500lb unsecured
- Supports 19" EIA wide rack-mount equipment
- #12-24 threaded holes
- Rack unit numbered

Standards

- UL 1863
- EIA/ECA-310-E Universal Mounting Pattern

6" Deep Relay Rack

Black

Rack Units	External Height Inches (mm)	Mounting Width Inches (mm)	External Width Inches (mm)	Rail Depth Inches (mm)	Catalog No.
45	84" (2134)	19" (483)	20" (514)	6" (152)	HPW84RR19D



Relay Rack, Angled
SF8419xx



Relay Rack, Angled
SF8419xx

Specifications

- Rack material: 12 gauge steel
- Black powder coated
- Rack unit identified
- Weight capacity: 2,000lb

Standards

- EIA/ECA-310-E Universal Mounting Pattern

4-Post, 19" Relay Rack

Black

Rack Units	External Height Inches (mm)	Mounting Width Inches (mm)	External Width Inches (mm)	Depth Inches (mm)	Hole Type	Catalog No.
45	84" (2134)	19" (483)	20" (514)	24" (610)	#12-24 Threaded	SF841924T
				29" (742)	#12-24 Threaded	SF841929T
				36" (914)	#12-24 Threaded	SF841936T
				42" (1067)	#12-24 Threaded	SF841942T
				48" (1219)	#12-24 Threaded	SF841948T
				24" (610)	M6 Cage Nut	SF841924
				29" (742)	M6 Cage Nut	SF841929
				36" (914)	M6 Cage Nut	SF841936
				42" (1067)	M6 Cage Nut	SF841942
				48" (1219)	M6 Cage Nut	SF841948



Extra Deep Relay Rack
HHR45U10



Extra Deep Relay Rack,
Top View



Specifications

- Rack material: 0.125" aluminum
- Top plate material: 14 gauge steel
- Black powder coated
- Weight capacity: 2,500lb
- Supports 19" EIA wide rack-mount equipment
- #12-24 threaded holes
- Fast assembly

Standards

- UL 1863
- EIA/ECA-310-E Universal Mounting Pattern

Extra Deep Relay Rack

Black						
Rack Units	External Height Inches (mm)	Mounting Width Inches (mm)	External Width Inches (mm)	Depth Inches (mm)	Hole Type	Catalog No.
45	86" (2184)	19" (483)	24" (622)	10" (254)	#12-24 Threaded	HHR45U10
				16" (406)	#12-24 Threaded	HHR45U16



Wire Manager
VC8024



Wire Manager
VC8024



Wire Gates
VCW1010



Wire Gates
Installed

Vertical Wire Cable Managers

Steel wire 0.225 diameter, black powder coated, (2) push pins

Length Inches (mm)	Width Inches (mm)	Depth Inches (mm)	Qty	Catalog No.
40" (1016)	2" (51)	4" (102)	2	VC8024

Wire Gate Cable Managers

Steel wire 0.225 diameter, black powder coated

Length Inches (mm)	Width Inches (mm)	Qty	Catalog No.
10" (254)	2" (51)	10	VCW1010
16" (406)	2" (51)	10	VCW1610



Cantilevered
MCCCS19



Cantilevered
MCCCS19HD



Center Weighted
MCCCS19



Rack Label Kit
RRLABEL



Filler Panel
MCCBP700

Equipment Shelves

Stationary shelf, 16 gauge, #12-24 mounting hardware

Type	Height Inches (mm)	Width Inches (mm)	Depth Inches (mm)	Load (lb)	Shelf	Catalog No.
Cantilevered	3.5" (89)	17" (432)	14" (356)	50	Solid	MCCCS19
					Perforated	MCCCS19P
Center-weighted	7" (178)	19" (483)	20" (508)	200	Solid	MCCCS19HD
					3.5" (89)	17" (432)

19" Filler Panels

Black, includes (1) panel and (4) HPW screws

Rack Units	Height Inches (mm)	Flat Catalog No.	Angled Catalog No.
1	1.75" (44)	MCCBP175	ABP175
2	3.50" (89)	MCCBP350	ABP350
4	7.00" (178)	MCCBP700	-

Relay Rack Isolation Pads

Polyester fiberglass pad for isolating relay racks from cement floor, includes (4) isolating bushings for bolts and (4) cement anchors

Type	Works for Relay Rack Models	Catalog No.
1-piece	HPWxxRR19	HRRP3
2-piece	HPW84RR19D, SF8419xx	HRRP
4-piece	HHRxxx, HPW84RR23	HRRPW

Cement Anchoring Bolts

Galvanized anchor bolts for securing relay racks to cement floor

Length Inches (mm)	Diameter Inches (mm)	Qty	Catalog No.
3.75"	3/8"	4	HPWRA

Rack Label Kit

Includes (3) self-adhesive strips, black label with white lettering (numbers 01 through 60)

Height Inches (mm)	Width Inches (mm)	Catalog No.
35" (889)	0.25" (6)	RRLABEL

Extender Brackets, 23"

Black, includes (2) brackets and (1) mounting hardware kit, converts 23" rack mount space to 19"

Length Inches (mm)	Catalog No.
23" (584)	BREXTB235



Column (Door Open, Closed)
IS7

4-Post
IS7 with ISK4P



Specifications

- 14 gauge cold-rolled steel
- Rails tapped #12-24
- Static load capacity: 1,400lb per column
- Black powder coated
- Configurable

Standards

- UL 1863 Listed
- EIA/ECA-310-E Universal Mounting Pattern

iFRAME® Columns

Includes (1) iFRAME® column weldment, (1) bottom alignment installation aid and (1) iFRAME top plate floor template, (1) full height front cover with (4) heavy-duty floor anchor washers dual-acting hinges and (2) dual-acting front cover hinges (not included in IS7E), (20) #12-24 x 5/8" dog point machine screws and washers or M6 cage nuts with screws, (4) 4" gates (Catalog No. VCG4), (50) snap-in-place cable routing spools, and (1) assembly hardware kit

Rack Units	Height Inches (mm)	Width Inches (mm)	Channel Depth Inches (mm)	Total Depth Inches (mm)	Hole Type	Top Plate and Spacer	Catalog No.
45	84" (2134)	5" (127)	10.1" (257)	14.2" (361)	#12-24	Included	IS7
					M6 Cage Nut	Included	IS7M6

End of Row

Rack Units	Height Inches (mm)	Width Inches (mm)	Channel Depth Inches (mm)	Total Depth Inches (mm)	Hole Type	Top Plate and Spacer	Catalog No.
45	84" (2134)	5" (127)	10.1" (257)	14.2" (361)	#12-24	-	IS7E

12" Raised Floor Applications

Rack Units	Height Inches (mm)	Width Inches (mm)	Channel Depth Inches (mm)	Total Depth Inches (mm)	Hole Type	Top Plate and Spacer	Catalog No.
45	96" (2446)	5" (127)	10.1" (257)	14.2" (361)	M6 Cage Nut	Included	IS7RFM6

High Capacity

Rack Units	Height Inches (mm)	Width Inches (mm)	Channel Depth Inches (mm)	Total Depth Inches (mm)	Hole Type	Top Plate and Spacer	Catalog No.
45	84" (2134)	7" (178)	12.1" (307)	17.6" (447)	#12-24	Included	IS70718
		8.5" (216)	14.1" (358)	20.1" (511)	#12-24	Included	IS70920



Spool
ICKSS



Power Kit
ICKP20



4-Post Rack Kit
ISK4P

Cable Management Spools

Color	Description Inches (mm)	Qty	Catalog No.
Black	3" (76)	50	ICKSS
	6" (152)	50	ICKSS6
	9" (229)	50	ICKSS9

Top Ladder Rack

Color	Ladder Dimensions Inches (mm)	Stringer Dimensions Inches (mm)	Catalog No.
Black	2" H x 12" W (51 x 305)	1 1/2" x 3/8" (38 x 10)	ICKL

Category 6A Rear Cable Management Kit

Includes 12"W x 6'L ladder rack sticks (Catalog No. HLS0612B), 12"W x 24"L iFRAME top ladder, 27"W x 24"L iFRAME top ladder, wall mounting kit (Catalog No. HLX0612), T-splice kit (Catalog No. HLTK) and mounting brackets

iFRAME® Width Inches (mm)	Catalog No.
5" (127)	ICKC
7" (178)	ICKCL7
8.5" (216)	ICKCL9

iFRAME® Power Kits

Includes 4" square work box, 20A receptacle L5-20R TWIST-LOCK®, face plate, assembly hardware kit

Description	Receptacle Color	Receptacle	Catalog No.
Standard	Black	HBL2310	ICKP20
Isolated ground	Orange	IG2310	ICKP20IG

Spacer Kit, 23"

Includes top for 23" column spacing and bottom for 23" column spacing

Color	Catalog No.
Black	ICK23

4-Post Rack Kit

Includes adjustable brackets (for spacing columns front to rear) and assembly hardware kit

Description	iFRAME Width Inches (mm)	Catalog No.
For 27" to 39" equipment mounting depth	5" (127)	ISK4P
	7" (178)	ISK4P7
	8.5" (216)	ISK4P9

Power Strip Mounting Brackets for 5" Wide iFRAME® Columns


Includes mounting brackets and assembly hardware kit

Description	Catalog No.
Mounting Brackets	ICKPM



METAL | Cable Management

The four series of Hubbell cable management products were designed to meet the varying capacity challenges in data centers and telecommunication rooms. From low capacity efficient models, to high capacity models with many options, Hubbell cable management products support all types of cable routing.





METAL | Cable Management

M Series Cable Management.....	L3
S Series Cable Management.....	L5
SS Series Cable Management.....	L7
SD Series Cable Management.....	L8
Cable Fasteners.....	L9
Rail Mounted.....	L10



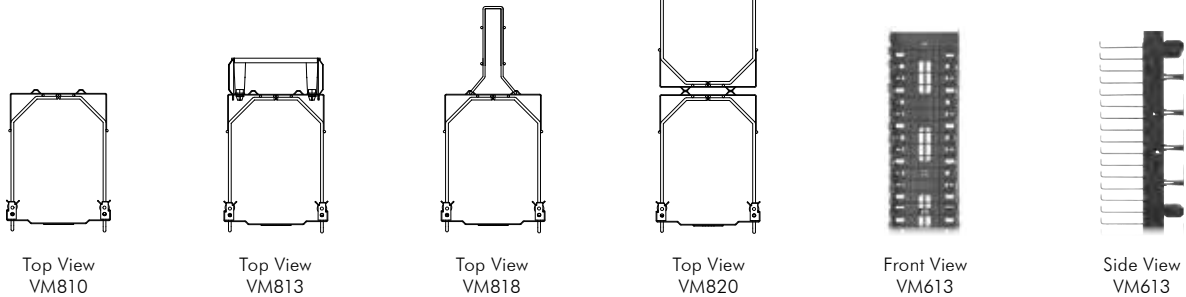
M Series shown with covers

Specifications

- 14 gauge cold rolled steel
- Dual hinge door with positive latch
- 0.225" steel rod diameter supports
- Black powder coated

Installation

- Single column design
- Installer configured rear options
- For flush mount, use HMx7x with VM vertical cable managers



Top View
VM810

Top View
VM813

Top View
VM818

Top View
VM820

Front View
VM613

Side View
VM613

Vertical Cable Management


Width Inches (mm)	Height Inches (mm)	Front Depth Inches (mm)	Rear Depth Inches (mm)	Gates Included	3" Spools Included	Rear Cage	Catalog No.
6" (152)	84" (2134)	10" (254)	-	-	-	-	VM610
8" (203)	84" (2134)	10" (254)	-	-	-	-	VM810
10" (254)	84" (2134)	10" (254)	-	-	-	-	VM1010
12" (305)	84" (2134)	10" (254)	-	-	-	-	VM1210
6" (152)	84" (2134)	10" (254)	3" (76)	4	20	-	VM613
8" (203)	84" (2134)	10" (254)	3" (76)	4	20	-	VM813
10" (254)	84" (2134)	10" (254)	3" (76)	4	20	-	VM1013
12" (305)	84" (2134)	10" (254)	3" (76)	4	20	-	VM1213
6" (152)	84" (2134)	10" (254)	3" (76)	-	-	1	VM618
8" (203)	84" (2134)	10" (254)	3" (76)	-	-	1	VM818
10" (254)	84" (2134)	10" (254)	8" (203)	-	-	1	VM1018
12" (305)	84" (2134)	10" (254)	8" (203)	-	-	1	VM1218
6" (152)	84" (2134)	10" (254)	10" (254)	-	-	-	VM620
8" (203)	84" (2134)	10" (254)	10" (254)	-	-	-	VM820
10" (254)	84" (2134)	10" (254)	10" (254)	-	-	-	VM1020
12" (305)	84" (2134)	10" (254)	10" (254)	-	-	-	VM1220

Accessories

Description	Qty	Catalog No.
Rear cage	1	VMR47
Power strip bracket	1	VMRB

Cable Management Gates

Width	Qty	Catalog No.
6" (152)	16	VCG6
8" (203)	4	VCG8
10" (254)	4	VCG10
12" (305)	4	VCG12



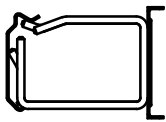
M Series shown without covers

Specifications


- 0.225" steel rod diameter supports
- Black powder coated

Installation

- Cable radius pass-through holes
- Hinged cover can be removed
- For flush mount, use HMx7x with VM vertical cable managers



Side View
HM24C



Side View
HM27C



Front
HM277C



ICKSS

Horizontal Cable Management

Height (RU)	Front Extension	Rear Extension	Cover	Catalog No.
1	7" (178)	–	Included	HM17C
2	7" (178)	–	Included	HM27C
3	7" (178)	–	Included	HM37C
4	7" (178)	–	Included	HM47C
1	7" (178)	7" (178)	Included	HM177C
2	7" (178)	7" (178)	Included	HM277C
3	7" (178)	7" (178)	Included	HM377C
4	7" (178)	7" (178)	Included	HM477C
1	4" (102)	–	Included	HM14C
2	4" (102)	–	Included	HM24C
3	4" (102)	–	Included	HM34C
4	4" (102)	–	Included	HM44C
1	4" (102)	–	–	HM14
2	4" (102)	–	–	HM24
3	4" (102)	–	–	HM34
4	4" (102)	–	–	HM44

Cable Management Spools

Color	Description Inches (mm)	Qty	Catalog No.
Black	3" (76)	50	ICKSS
	6" (152)	50	ICKSS6
	9" (229)	50	ICKSS9

Horizontal Cover Only

Height (RU)	Catalog No.
1	HM1C
2	HM2C
3	HM3C
4	HM4C



S Series shown with covers

Specifications

- 14 gauge cold rolled steel
- Black powder coated
- Magnetic latching
- Hinged or lift-off covers

Installation

- Pass-through holes for cables
- Covers lift off



Spool
ICKSS



Hinge Kit
VCKH



C-Channel
VS74



Z-Channel, Hinged
VS76H



Vertical Cover
VSC3

Vertical Cable Management

Front Spool Depth Inches (mm)	Channel Depth Inches (mm)	Rear Spool Depth Inches (mm)	Number of Spools	Width Inches (mm)	Channel Type	Cover	Catalog No.
3" (76)	4" (102)	3" (76)	24	3" (76)	C-channel	–	VS73
				4" (102)	C-channel	–	VS74
				6" (152)	Z-channel	(2) lift-off	VS76
						(2) hinged	VS76H

Vertical Covers

Width Inches (mm)	Qty	Catalog No.
3" (76)	1	VSC3
4" (102)	1	VSC4
6" (152)	1	VSC6

Gates

Width Inches (mm)	Qty	Catalog No.
4" (102)	16	VCG4
6" (152)	16	VCG6

Accessories

Description	Qty	Catalog No.
3" spools	50	ICKSS
6" spools	50	ICKSS6
9" spools	50	ICKSS9
VS joining kit	1	VCJK
VS hinge kit	2	VCKH



S Series shown without covers

Specifications

- 14 gauge cold rolled steel
- Hinged or lift-off cover
- Black powder coated

Installation

- Two-piece vertical construction (VS7xx)
- Best fit with HSx3C



With Cover
HS13C



Without Cover
HS23



Relay Rack with Vertical
Cable Managers
CS1976

Horizontal Cable Management

Height (RU)	Extension	Best Fit Vertical	Cover	Catalog No.
1	3" (76)	VS76xx, VS74xx	Without cover	HS13
			With cover	HS13C
2	3" (76)	VS76xx, VS74xx	Without cover	HS23
			With cover	HS23C

Horizontal Cover Only

Height (RU)	Catalog No.
1	HS1C
2	HS2C

3" Deep Equipment Racks with Cable Managers

Black; includes (2) vertical cable managers

Rack Units	Height Inches (mm)	Width Inches (mm)	Rail Depth Inches (mm)	Z Depth Inches (mm)	Cover Style	Catalog No.
45	84" (2134)	19" (483)	3" (76)	3" (152)	Hinged	CS1973H
					Clip On	CS1973
				6" (152)	Hinged	CS1976H
					Clip On	CS1976



SS Series,
front, shown without covers



VSS43

Specifications

- 14 gauge metal channel
- Black painted

Installation

- Two-piece vertical construction
- Place cable routing spools as needed
- Tool free spool installation

Vertical Cable Management

Width Inches (mm)	Extension Inches (mm)	Number of Spools	Best Fit Horizontal	Catalog No.
4" (102)	3" (76)	20	HSSxx3	VSS43
4" (102)	6" (152)	20	HSSxx6	VSS46



SS Series, rear



HSS33

Specifications

- 14 gauge metal panel
- Black painted

Installation

- Tool free spool installation
- Place cable routing spools as needed

Horizontal Cable Management

RU	Extension Inches (mm)	Number of Spools	Best Fit Vertical	Catalog No.
2	3" (76)	5	VSSxx3	HSS23
	6" (152)	5	VSSxx6	HSS26
3	3" (76)	8	VSSxx3	HSS33
	6" (152)	8	VSSxx6	HSS36



SD Series
shown with covers

VSD45

Specifications

- Plastic duct
- Metal brackets 14 gauge cold rolled steel
- Snap-on covers

Installation

- Two-piece vertical construction
- Covers included

Vertical Cable Management

Width Inches (mm)	Extension Inches (mm)	Cover	Best Fit Horizontal	Catalog No.
4" (102)	5" (127)	Included	HSDxx3	VSD45



HSD13

Specifications

- Plastic
- Covers included

Installation

- Covers included
- Mounts directly to rail
- Remove fingers for cable access

Horizontal Cable Management

RU	Extension Inches (mm)	Cover	Best Fit Vertical	Catalog No.
1	3" (76)	Included	VSD45	HSD13
2	3" (76)	Included	VSD45	HSD23



8" Cable Ties
HPWCVFxx8



Bulk Spool
HVFBK5600



Basic Fasteners
MCCMV9xx10



Screw Mount
MCCMV9OS10
MCCMV9BS10

VELCRO® Brand ONE-WRAP® Cable Ties

Unit of measure: one 10-pack of straps

Length Inches (mm)	Max. Bundle Diameter Inches (mm)	Color	Catalog No.
8" (203)	2.5" (64)	Black	HPWCVFBK8
		Blue	HPWCVFBL8
		Orange	HPWCVFOR8
		Red	HPWCVFRD8
		Yellow	HPWCVFYL8

Bulk VELCRO® Spool

Width Inches (mm)	Length Feet (mm)	Unit of Measure	Catalog No.
1" (25)	10' (3048)	Cut to length	HPWCVFBK120
0.625" (16)	75' (22,860)	Cut to length	HVFBK5875
0.5" (13)	75' (22,860)	Cut to length	HVFBK575
0.5" (13)	75' (22,860)	Rip to length	HVFBK575S
0.5" (13)	600' (182,880)	Cut to length	HVFBK5600

Basic VELCRO® Brand Fasteners

Unit of measure: one 10-pack of straps

Length Inches (mm)	Max. Bundle Diameter Inches (mm)	Color	Catalog No.				
22" (559)	7.5" (191)	Black	MCCMV22BK10				
		9" (229)	2.5" (64)	Black	MCCMV9BK10		
				Blue	MCCMV9BL10		
				Orange	MCCMV9OR10		
				Pink	MCCMV9PK10		
				Red	MCCMV9RD10		
				Yellow	MCCMV9YL10		
				5" (127)	1.4" (36)	Black	MCCMV5BK10
						Blue	MCCMV5BL10
Orange	MCCMV5OR10						
Pink	MCCMV5PK10						
Red	MCCMV5RD10						
		Yellow	MCCMV5YL10				

Screw-Mount, Reusable Cable Ties

Unit of measure: one 10-pack of straps

Length Inches (mm)	Max. Bundle Diameter Inches (mm)	Color	Catalog No.
9" (229)	2.5" (64)	Black	MCCMV9BS10
		Orange	MCCMV9OS10

VELCRO® and ONE-WRAP® are registered trademarks of Velcro Industries B.V.



Specifications

- 16 gauge C.R.S.
- Black powder coated

Installation

- Telescopes to handle additional equipment
- Route cables through rear or top/bottom holes

Security Device

Height Min.	Height Max.	Depth Inches (mm)	Catalog No.
4 RU	6 RU	4" (102)	HSE46
7 RU	12 RU	12.7" (323)	HSE712



Specifications

- 14 gauge C.R.S.
- Black powder coated
- 200lb capacity

Installation

- Server arms extend in 0.5" increments
- M6 cage nut

Server Bracket

Height	Depth Min. Inches (mm)	Depth Max. Inches (mm)	Catalog No.
1 RU	9" (229)	15" (381)	HSB115
2 RU	9" (229)	15" (381)	HSB215



Basic Fasteners
MCCPSR4



Vertical Rings
MCCVMR2
MCCVMR22

Plastic Cable Management Rings

Includes (4) rings

Description	Catalog No.
Non-adhesive	MCCPSR4
Adhesive	MCCPSRA4

Vertical Rings


Includes (2) vertical rings and (1) mounting kit

Description	Catalog No.
Bracket, one side	MCCVMR2
Bracket, between racks	MCCVMR22



METAL | Ladder and Basket Tray


Hubbell Basket and Ladder Trays provide innovative, flexible, field-configurable cable management that give delivery systems enhanced capacity, proper support for bend radius and much more. Available for overhead and raised floor applications, Hubbell has a wire tray system to meet specific cable management requirements, saving labor, minimizing waste and reducing impact to the environment.





METAL | Ladder and Basket Tray

Ladder Tray	M3
Ladder Tray Accessories.....	M4
Round Wire Basket Tray.....	M5
Flat Wire Basket Tray.....	M6
Under Floor Wire Basket Tray	M7
Accessories for Wire Basket Tray	M8
Splice Tool and Hardware; Cutting and Forming Fittings.....	M10



Features

- Material: 16 gauge tubular steel
- Durable powder coat
- Stringer dimensions: 0.375" W x 1.5" H
- Rung spacing: 9.0"
- Weight capacity: 45lb/foot



Straight Section
HLS0612G



Flat Turn 90°
HLF1290G



Inside Radius 90°
HLI1290G

Straight Sections

Width Inches (mm)	6' (1829) Length		10' (3048) Length	
	Black	Gray	Black	Gray
6" (152)	HLS0606B	HLS0606G	HLS1006B	HLS1006G
12" (305)	HLS0612B	HLS0612G	HLS1012B	HLS1012G
18" (457)	HLS0618B	HLS0618G	HLS1018B	HLS1018G
24" (610)	HLS0624B	HLS0624G	HLS1024B	HLS1024G

Note: Width = outside to outside dimensions.

90° Turns

Width Inches (mm)	Inside Radius 90°		Outside Radius 90°	
	Black	Gray	Black	Gray
6" (152)	HLI0690B	HLI0690G	HLO0690B	HLO0690G
12" (305)	HLI1290B	HLI1290G	HLO1290B	HLO1290G
18" (457)	HLI1890B	HLI1890G	HLO1890B	HLO1890G
24" (610)	HLI2490B	HLI2490G	HLO2490B	HLO2490G

Width Inches (mm)	Flat Turns 90°	
	Black	Gray
6" (152)	HLF0690B	HLF0690G
12" (305)	HLF1290B	HLF1290G
18" (457)	HLF1890B	HLF1890G
24" (610)	HLF2490B	HLF2490G



Butt Splice Kit
HLBSK



Swivel Splice Kit
HLSSK



Mounting Kit
HLMKP19D



Triangle Wall Support
HLTSB12G

Splice Kits

Description	Catalog No.
Butt splice kit, Black powder coat	HLBSK
Swivel splice kit, Black	HLSSK
T-junction splice kit	HLTK

Cable Radius Drop

Ladder Width Inches (mm)	Actual Width Inches (mm)	Black Powder Coat
6" (152)	4.5" (114)	HLCD06*
12" (305)	10.75" (273)	HLCD12
18" (457)	16.75" (425)	HLCD18
Stringer	7.5" (191)	HLCDS

*Can also be mounted on stringer.

Ceiling Mounting Kit

Description	Catalog No.
Ceiling mounting kit with two 6' x 0.625Ø threaded rods	HLCMK
Brackets only	HLCF

Vertical Wall Bracket

Description	Catalog No.
2 clips	HLVWBK

Protective End Caps

Description	Catalog No.
2-pack, Black	HLECPK2

J-Bolt Kit

Description	Catalog No.
2-pack, galvanized	HLJB

Foot Kit

Description	Catalog No.
2-pack with splices, Black	HLRF

Cable Retaining Fence Posts

Nominal Height Inches (mm)	Actual Height Inches (mm)	Black	Gray
6" (152)	8.3" (211)	HLP06B	HLP06G
8" (203)	10.4" (264)	HLP08B	HLP08G
10" (254)	12.4" (315)	HLP10B	HLP10G

Triangle Wall Supports

Width Inches (mm)	Black	Gray
6" (152)	HLTSB06B	HLTSB06G
12" (305)	HLTSB12B	HLTSB12G
18" (457)	HLTSB18B	HLTSB18G
24" (610)	HLTSB24B	HLTSB24G

Wall Angle Supports

Width Inches (mm)	Black	Gray
6-12" (152-305)	HLX0612	HLX0612G
18" (457)	HLX1518	HLX1518G
24" (610)	HLX24	HLX24G

Mounting Kit to Relay Rack

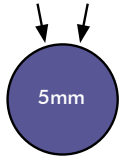

Description	Black
3" rack	HLMKP19
6" rack	HLMKP19D

Wall/Rack Mounting Kit

Description	Black
Includes (1) HLMKP19, (1) HLX0612, (1) 40"L x 12"W ladder section	HLWRK

Elevation Kit

Height Inches (mm)	Black
2-3" (51-76)	HLEK23
4-6" (102-152)	HLEK46

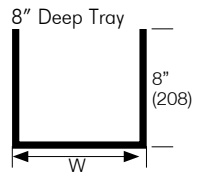
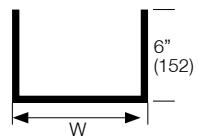
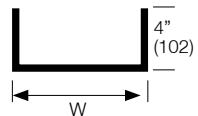
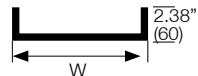


.0078125 sq. inch
Round Wire Design

Features

- T-weld construction prevents snags
- 5mm round wire on smaller sizes
- 6mm round wire on larger sizes
- High load rating
- Easy to cut and fabricate fittings in the field
- 100% recycled steel
- Use factory support hardware or fabricate supports on the job site
- 2" x 4" mesh opening
- Painted tray includes factory installed masking to assure proper grounding at splices; no need to remove paint during installation

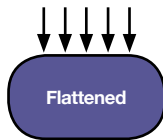
10 Feet per Length 10 pc. min. order qty.	Width	Load (lb/ft)	Weight per Length (lb)	Splice Quantity		Finish	
				90° Sweep Elbow	Straight Splice	Pre-Galvanized	Black Powder Coat
2" Deep Tray	4" (102) ◆	45	7	2	2	HPWW0204	HPWW0204BK
	6" (152) ◆	50	9	3	4	HPWW0206	HPWW0206BK
	8" (203) ◆	52	11	4	4	HPWW0208	HPWW0208BK
	12" (305) ◆	58	12	6	4	HPWW0212	HPWW0212BK
	16" (406) ●	70	15	7	4	HPWW0216	HPWW0216BK
	18" (457) ●	70	23	9	4	HPWW0218	HPWW0218BK
	20" (508) ●	73	25	9	5	HPWW0220	HPWW0220BK
	22" (559)	73	27	12	5	HPWW0222	HPWW0222BK
	24" (610) ●	75	31	12	5	HPWW0224	HPWW0224BK
	26" (660)	73	33	13	6	HPWW0226	HPWW0226BK
	28" (711)	73	35	14	6	HPWW0228	HPWW0228BK
	30" (762)	70	38	15	6	HPWW0230	HPWW0230BK
32" (813)	70	39	16	6	HPWW0232	HPWW0232BK	
4" Deep Tray	4" (102) ◆	49	12	2	4	HPWW0404	HPWW0404BK
	6" (152) ◆	49	13	3	5	HPWW0406	HPWW0406BK
	8" (203) ◆	78	15	4	6	HPWW0408	HPWW0408BK
	12" (305) ●	78	23	6	6	HPWW0412	HPWW0412BK
	16" (406) ●	108	27	7	7	HPWW0416	HPWW0416BK
	18" (457) ●	116	29	9	7	HPWW0418	HPWW0418BK
	20" (508) ●	116	31	9	7	HPWW0420	HPWW0420BK
	22" (559)	116	33	12	8	HPWW0422	HPWW0422BK
	24" (610) ●	116	35	12	8	HPWW0424	HPWW0424BK
	28" (711)	108	39	14	9	HPWW0428	HPWW0428BK
6" Deep Tray	8" (203) ●	116	23	4	6	HPWW0608	HPWW0608BK
	12" (305) ●	123	27	6	6	HPWW0612	HPWW0612BK
	16" (406) ●	123	31	7	7	HPWW0616	HPWW0616BK
	18" (457) ●	127	33	9	7	HPWW0618	HPWW0618BK
	20" (508) ●	127	35	9	7	HPWW0620	HPWW0620BK
	22" (559) ●	127	37	12	8	HPWW0622	HPWW0622BK
	24" (610) ●	150	39	12	8	HPWW0624	HPWW0624BK
8" Deep Tray	8" (203) ●	116	27	4	8	HPWW0808	HPWW0808BK
	12" (305) ●	116	31	6	8	HPWW0812	HPWW0812BK
	16" (406) ●	116	35	7	9	HPWW0816	HPWW0816BK
	18" (457) ●	116	37	9	9	HPWW0818	HPWW0818BK
	20" (508) ●	116	39	9	9	HPWW0820	HPWW0820BK



● UL Classified/cUL Classified as equipment ground conductor

◆ 5mm diameter round wire (all others 6mm diameter round wire)

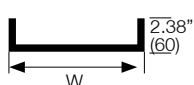



Note: All dimensions are +/- 0.25"; custom paint colors available in addition to Black Powder Coat (contact Hubbell)



.03125 sq. inch
Flat Wire Design

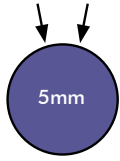
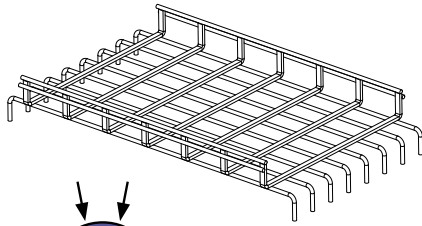
Features

- Flat shaped cross-wires provide significantly more surface area to support weight of cables
- Flat ribs provide 400% more surface area and reduce stress on cables by 60%
- 100% recycled steel
- 2" x 4" mesh opening
- Cable stress reduction helps maintain Cat 6 and Cat 6A performance
- Cuts and configures the same as round wire tray
- Uses the same splicing and mounting hardware as round wire tray

10 Feet per Length 10 pc. min. order qty.	Width	Load (lb/ft)	Weight per Length (lb)	Splice Quantity		Finish	
				90° Sweep Elbow	Straight Splice	Pre-Galvanized	Black Powder Coat
	4" (102)	45	7	2	2	HPWW0204S	HPWW0204SBK
	6" (152) ●	50	9	3	4	HPWW0206S	HPWW0206SBK
	8" (203) ●	52	11	4	4	HPWW0208S	HPWW0208SBK
	12" (305) ●	58	12	6	4	HPWW0212S	HPWW0212SBK
	16" (406) ●	70	15	7	4	HPWW0216S	HPWW0216SBK
	18" (457) ●	70	23	9	4	HPWW0218S	HPWW0218SBK
	20" (508) ●	73	25	9	5	HPWW0220S	HPWW0220SBK
	22" (559)	73	27	12	5	HPWW0222S	HPWW0222SBK
	24" (610) ●	75	31	12	5	HPWW0224S	HPWW0224SBK
	26" (660)	73	33	13	6	HPWW0226S	HPWW0226SBK
	28" (711)	73	35	14	6	HPWW0228S	HPWW0228SBK
	30" (762)	70	38	15	6	HPWW0230S	HPWW0230SBK
	4" (102)	49	12	2	4	HPWW0404S	HPWW0404SBK
	6" (152) ●	49	13	3	5	HPWW0406S	HPWW0406SBK
	8" (203) ●	78	15	4	6	HPWW0408S	HPWW0408SBK
	12" (305) ●	78	23	6	6	HPWW0412S	HPWW0412SBK
	16" (406) ●	108	27	7	7	HPWW0416S	HPWW0416SBK
	18" (457) ●	116	29	9	7	HPWW0418S	HPWW0418SBK
	20" (508) ●	116	31	9	7	HPWW0420S	HPWW0420SBK
	22" (559)	116	33	12	8	HPWW0422S	HPWW0422SBK
	24" (610) ●	116	35	12	8	HPWW0424S	HPWW0424SBK
	28" (711)	108	39	14	9	HPWW0428S	HPWW0428SBK
	8" (203) ●	116	23	4	6	HPWW0608S	HPWW0608SBK
	12" (305) ●	123	27	6	6	HPWW0612S	HPWW0612SBK
	16" (406) ●	123	31	7	7	HPWW0616S	HPWW0616SBK
	18" (457) ●	127	33	9	7	HPWW0618S	HPWW0618SBK
	20" (508) ●	127	35	9	7	HPWW0620S	HPWW0620SBK
	22" (559) ●	127	37	12	8	HPWW0622S	HPWW0622SBK
	24" (610) ●	150	39	12	8	HPWW0624S	HPWW0624SBK
	8" (203) ●	116	27	4	8	HPWW0808S	HPWW0808SBK
	12" (305) ●	116	31	6	8	HPWW0812S	HPWW0812SBK
	16" (406) ●	116	35	7	9	HPWW0816S	HPWW0816SBK
	18" (457) ●	116	37	9	9	HPWW0818S	HPWW0818SBK
	20" (508) ●	116	39	9	9	HPWW0820S	HPWW0820SBK

●UL Classified/cUL Classified as equipment ground conductor

Note: All dimensions are +/- 0.25"; custom paint colors available in addition to Black Powder Coat (contact Hubbell)



.0078125 sq. inch
Round Wire Design

Features

- T-weld construction prevents snags
- 5mm round wire on smaller sizes
- 100% recycled steel
- Use factory support hardware or fabricate supports on the job site
- 2" x 4" mesh opening
- Painted tray includes factory installed masking to assure proper grounding at splices; no need to remove paint during installation

METAL | LADDER AND BASKET TRAY

Under Floor Wire Basket Tray, Round, Pre-Galvanized

Height	Length	Width		
		6"	12"	22"
2"	2'	HPWU020602	HPWU021202	HPWU022202
	4'	HPWU020604	HPWU021204	HPWU022204
	6'	HPWU020606	HPWU021206	HPWU022206
4"	2'	HPWU040602	HPWU041202	HPWU042202
	4'	HPWU040604	HPWU041204	HPWU042204
	6'	HPWU040606	HPWU041206	HPWU042206
6"	2'	HPWU060602	HPWU061202	HPWU062202
	4'	HPWU060604	HPWU061204	HPWU062204
	6'	HPWU060606	HPWU061206	HPWU062206
8"	2'	-	HPWU081202	HPWU082202
	4'	-	HPWU081204	HPWU082204
	6'	-	HPWU081206	HPWU082206
Flat	2'	-	-	HPWU002202

Under Floor Accessories

Description	Contents	Height	Catalog No.
Pedestal, U-clamp	(1) clamp	-	HPWWPCL
Pedestal, kit	(2) clamps, 1 cross bar	-	HPWWPKT
Support, pre-galvanized	(1) 24" sawhorse style support that mounts onto floor	4"	HPWWUST04
		6"	HPWWUST06
		8"	HPWWUST08
		10"	HPWWUST10
		12"	HPWWUST12
		14"	HPWWUST14
		16"	HPWWUST16
		18"	HPWWUST18
		20"	HPWWUST20
		22"	HPWWUST22
		24"	HPWWUST24
26"	HPWWUST26		
28"	HPWWUST28		
30"	HPWWUST30		



Center Support
HPWWCSP12



Ceiling Support
HPWWGSP12



Trapeze Support
HPWWTZS



L-Bracket
HPWWLBT04



C-Bracket
HPWWCBT04



Shelf Support
HPWWSSP12



Grounding Kit
HGRKTWB5

Supports*

Center Support			Ceiling Support		Trapeze Support	
Width	Weight (lb/each)	Catalog No.	Weight (lb/each)	Catalog No.	Weight (lb)	Catalog No.
4" (102)	1.6	HPWWCSP04	-	-	Attaches to the side of the tray; for tray sizes 16" wide and smaller; use in pairs; 50-pack	
6" (152)	1.8	HPWWCSP06	-	-		
8" (203)	2	HPWWCSP08	-	-		
12" (305)	2.7	HPWWCSP12	1.1	HPWWGSP12	9.0/box	HPWWTZS
16" (406)	3.3	HPWWCSP16	1.5	HPWWGSP16		
18" (457)	3.4	HPWWCSP18	1.6	HPWWGSP18		
20" (508)	3.8	HPWWCSP20	1.9	HPWWGSP20		
24" (610)	4.4	HPWWCSP24	1.9	HPWWGSP24		


Brackets*

L-Bracket			C-Bracket		Shelf Support	
Width	Weight (lb/each)	Catalog No.	Weight (lb/each)	Catalog No.	Weight (lb/each)	Catalog No.
4" (102)	0.7	HPWWLBT04	1.2	HPWWCBT04	0.4	HPWWSSP04
6" (152)	0.8	HPWWLBT06	-	-	0.5	HPWWSSP06
8" (203)	0.9	HPWWLBT08	1.5	HPWWCBT08	0.6	HPWWSSP08
12" (305)	1.4	HPWWLBT12	2.0	HPWWCBT12	1.2	HPWWSSP12
16" (406)	1.5	HPWWLBT16	-	-	1.7	HPWWSSP16
18" (457)	1.7	HPWWLBT18	2.7	HPWWCBT18	1.9	HPWWSSP18
20" (508)	2.1	HPWWLBT20	-	-	2.6	HPWWSSP20
24" (610)	2.3	HPWWLBT24	-	-	3.2	HPWWSSP24

Splice Hardware*

Description	Weight (lb)	Catalog No.
Splice Kit 3 piece staked bolt/washer and nut combination; splices straight sections and field formed fittings; 50-pack	5.0/box	HPWWSKT
Bar Splice Slotted bar 11 ¹⁵ / ₁₆ " long; splices straight sections and fittings; bend to form tray reducers; adds rigidity to tray splices; 50-pack	14.0/box	HPWWBSP
Corner Splice: (2) 90° splice bars and (8) sets of the splice kit Splice Fittings: use one per each Tee Fitting; use two per each Cross Fitting	1.0 each	HPWWCSP
Washer Support Splices straight sections and fittings and can also be used as a hold down method for tray to strut (nut and bolt provided separately); 50-pack	6.0/box	HPWWWST
Grounding Kit Provides additional supplemental grounding for basket tray splices; may be specified in addition to the standard method of splicing basket tray using HPWWSKT splice kits; kit includes five 9" #6 AWG copper leads and ten split bolts	1.5 each	HGRKTWB5

*Catalog numbers shown are for pre-galvanized accessories. Add "BK" to the end of the part number for Black finish.




Termination Support
HPWWTST06



Divider
HPWWDVDR0205



Fitting Attachment
HPWWFIT45



Vertical Down
HPWWVDN



Cable Guide
HPWWCG

Galvanized Steel Covers*

5 feet length per piece

Tray Width In (mm)	Length In (mm)	Weight (lb/each)	Catalog No.
4" (102)	59" (1500)	3	HPWWC0405
6" (152)	59" (1500)	3.5	HPWWC0605
8" (203)	59" (1500)	4.5	HPWWC0805
12" (305)	59" (1500)	6	HPWWC1205
16" (406)	59" (1500)	8	HPWWC1605
18" (457)	59" (1500)	8.5	HPWWC1805
20" (508)	59" (1500)	9.5	HPWWC2005
24" (610)	59" (1500)	11	HPWWC2405

Galvanized Steel Inserts*

Provides a solid bottom for tray; 5 feet length per piece

Tray Width In (mm)	Length In (mm)	Weight (lb/each)	Catalog No.
4" (102)	59" (1500)	3.5	HPWWBM0405
6" (152)	59" (1500)	5.0	HPWWBM0605
8" (203)	59" (1500)	7.0	HPWWBM0805
12" (305)	59" (1500)	11.0	HPWWBM1205
16" (406)	59" (1500)	13.5	HPWWBM1605
18" (457)	59" (1500)	16.5	HPWWBM1805
20" (508)	59" (1500)	18.0	HPWWBM2005
24" (610)	59" (1500)	20.0	HPWWBM2405

Galvanized Steel Dividers*

Bolt and nut to secure to support bracket (sold separately);
5 feet length per piece

For use with tray (lb/each)	Length In (mm)	Weight (lb/each)	Catalog No.
2" deep	60" (1524)	2	HPWWDVDR0205
4" deep	60" (1524)	5	HPWWDVDR0405
6" deep	60" (1524)	7.5	HPWWDVDR0605
8" deep	60" (1524)	10	HPWWDVDR0805

Accessories*

Description	Tray Width In (mm)	Weight (lb/each)	Catalog No.
Radius Down: increases cable protection and cable bend control	4" (102)	2.5	HPWWRDN04
	6" (152)	3.75	HPWWRDN06
	12" (305)	7.5	HPWWRDN12
Vertical Down: protects cables when dropping from the end or side of tray	7¾" (102)	1.5	HPWWVDN
Label Clip: attachment for all sizes of tray		0.1	HPWLCLC
Cable Guide: maintains cable bend radius; acts as divider for straight sections and fittings		1.0	HPWWCG
Electrical Box Bracket: attaches electrical box to side of tray		0.75	HPWWEBX
Sidacar: attaches to outside of tray, provides additional cable support 2" deep		0.5	HPWWSCR

Termination Support*

Secures end of tray to wall and can serve as blank end fitting

Tray Width In (mm)	Weight (lb/each)	Catalog No.
6" (152)	0.75	HPWWTST06
8" (203)	1.0	HPWWTST08
12" (305)	1.2	HPWWTST12
16" (406)	1.4	HPWWTST16
18" (457)	1.6	HPWWTST18
20" (508)	1.75	HPWWTST20
24" (610)	2.0	HPWWTST24

Polymer Inserts, Black


Provides a solid bottom for tray; 10 feet length per piece

Tray Width In (mm)	Length In (mm)	Weight (lb/each)	Catalog No.
4" (102)	118" (3000)	0.5	HPWWP0410
6" (152)	118" (3000)	0.65	HPWWP0610
8" (203)	118" (3000)	0.75	HPWWP0810
12" (305)	118" (3000)	1.0	HPWWP1210
16" (406)	118" (3000)	1.25	HPWWP1610
18" (457)	118" (3000)	1.5	HPWWP1810
20" (508)	118" (3000)	1.75	HPWWP2010
24" (610)	118" (3000)	2.25	HPWWP2410

Attachments*

Description	Weight (lb/each)	Catalog No.
Fitting Attachment, 2": Fills gap when creating fittings	1.0	HPWWFIT02
Fitting Attachment, 4" to 6"	1.0	HPWWFIT45
Rack Attachment: Attaches tray to top of rack	1.0	HPWWRAT
Conduit Attachment: Connects conduit to tray	1.5	HPWWCAT

*Catalog numbers shown are for pre-galvanized accessories. Add "BK" to the end of the part number for Black finish.



Cutting Wire Basket Tray


- Always make field cuts with the side action angle cutting tool
- Cuts can be made on any finish, width or depth basket tray
- Cut as many segments required for sweep elbows (refer to *Splice Quantity* columns on product pages)
- Remove any sharp edges to eliminate possible damage to cables



Splice Kit
HPWWSKT



Bar Splice
HPWWBSP



Corner Splice
HPWWCSP



Cutting Tool
HPWCUTTOOL

Splice Hardware

Description	Weight (lb)	Catalog No.	Description	Weight (lb)	Catalog No.
Cutting Tool Manual offset angled cutting tool, 24" leveraged handle	6.0/each	HPWCUTTOOL	Corner Splice: (2) 90° splice bars and (8) sets of the splice kit Splices Fittings: Use one per each Tee Fitting; use two per each Cross Fitting	1.0 each	HPWWCSP
Splice Kit 3 piece staked bolt/washer and nut combination; splices straight sections and field formed fittings; 50-pack	5.0/box	HPWWSKT	Washer Support Splices straight sections and fittings and can also be used as a hold down method for tray to strut (nut and bolt provided separately); 50-pack	6.0/box	HPWWWST
Bar Splice Slotted bar 11 ⁵ / ₁₆ " long; splices straight sections and fittings; bend to form tray reducers; adds rigidity to tray splices; 50-pack	14.0/box	HPWWBSP	Grounding Kit Provides additional supplemental grounding for basket tray splices; may be specified in addition to the standard method of splicing basket tray using HPWWSKT splice kits; kit includes five 9" #6AWG copper leads and ten split bolts	1.5 each	HGRKTWB5



How to Form a 90° Flat Sweep Elbow

- Determine which wires must be cut for the type of fitting or redirection required. This will usually be the side and bottom wires of every other mesh section.
- Cut the top side wire first.
- Cut the remaining side wires.
- Turn the tray over and cut the bottom wires.
- This creates open gaps in the side wall and bottom of the tray.
- Bend the tray to form the desired elbow radius curve by closing the gaps.
- Install splice kits and hardware where the wedge-shaped sections come together.
- Splice kits provide the mechanical connection, as well as electrical grounding continuity



How to Form a Tee Fitting

- Determine the location of the horizontal "tee" fitting along the length of basket tray.
- Cut the side wires from the tray which shall be the horizontal tray section, to the same width as the perpendicular tray section.
- Do not cut the bottom wires.
- Align the perpendicular tray to the opening in the side of the horizontal tray.
- Position one angle bracket from the HPWWCSP corner splice kit on each side of the opening.
- Secure the angle brackets to the horizontal and perpendicular tray sections with splice kits (nut, bolt, and washer) provided in the HPWWCSP corner splice kit.
- Support the tee fitting on all three sides of the tee using appropriate support method.



METAL | Wall Mount Enclosures

Hubbell offers many comprehensive zone cabling solutions to meet the needs of any topology. Our wall mounted enclosures provide functionality, security and flexibility. A variety of wall mount enclosures and accessories are available to support sound dampening, cable management, grounding and bonding, and fiber adaptability, common with remote applications.





METAL | Wall Mount Enclosures

RE-BOX® Remote Equipment Cabinets, Commercial.....	N3
RE-BOX Remote Equipment Cabinets, Industrial	N4
QUADCAB® Wall Mount Cabinets	N5
Wall Mount Cabinet Accessories	N6
NEXTRFRAME® Swing Frames and Horizontal Cable Management	N9
RE-BOX Consolidation Point and AV Ceiling Enclosures.....	N10
RE-BOX Zone Boxes	N11
RE-BOX Security Boxes	N12



RE2



RE2B

Specifications

- Load capacity: 100lb
- Designed to meet NEMA 2
- 16 gauge cold rolled steel

Standards

- UL 1863
- Tamper-resistant per Telcordia GR-487-CORE

Commercial Equipment Cabinets

Pre-configured version; includes base/rear section with welded 19" brackets for (2) hubs, front door with (2) locks (NSQ tool), and a set of 19" bottom hinge brackets for patch panels; RE4xx versions also include a set of 19" extension brackets for (3) additional hubs

Switch Capacity	Max. Switch Depth Inches (mm)	Width Inches (mm)	Depth Inches (mm)	Height Inches (mm)	Color	Catalog No.
2U	14" (356)	24.2" (615)	7" (178)	32" (813)	Black	RE2B
					Light gray	RE2
5U	14" (356)	24.2" (615)	10" (254)	32" (813)	Black	RE4B
					Light gray	RE4
	22" (559)	24.2" (615)	10" (254)	42" (1067)	Black	RE4XB
					Light gray	RE4X

User-configurable version; includes (1) base/rear section and (1) front door with (2) locks (NSQ tool); IDF24 has only (1) lock

Rear Wall Units* (RWU)	Width Inches (mm)	Depth Inches (mm)	Height Inches (mm)	Color	Catalog No.
2	24.2" (615)	10" (254)	24" (600)	Light Gray	IDF24
4	24.2" (615)	10" (254)	32" (813)	Light Gray	IDF32
6	24.2" (615)	10" (254)	42" (1067)	Light Gray	IDF42

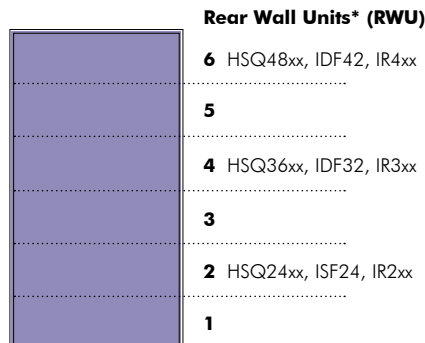
Rear Wall Unit (RWU) Clip System

In this unique system, attachment slots spaced 3" apart are stamped into the rear wall along its entire height. The customer can then clip a wide assortment of accessories to the rear wall of the cabinet to mount patch panels, switches, punch-down blocks, coax splitters and so on.

Feature	Accessories	Benefit
Patch panel mounting	REK19 REK19L	<ul style="list-style-type: none"> • Mounting patch panels in rear section of QUADCAB® frees space in the center section for more active equipment, resulting in a smaller cabinet profile on the wall or more room for future expansion. • Makes cable termination easier.
Active equipment	REKZ REKZL	<ul style="list-style-type: none"> • Deep active equipment can be hung vertically. • Blank 19" panels can be used to provide shelves along the rear wall for media converters or other desktop equipment.
Punch-down blocks	REK110	<ul style="list-style-type: none"> • Mounts 110 and 66 blocks into rear using pre-threaded rails; saves labor time on the job.

- 1 Determine the equipment you need to mount on the rear wall of the cabinet.
- 2 Locate the appropriate accessories on page N6.
- 3 Determine the amount of space needed for each piece and map out on the guide to the right.

*Each RWU = 6"





IR4PG



IR4UG

Specifications

- Poured-in polyurethane gasket on door
- Dust and watertight to NEMA 12
- 14 gauge steel

Standards

- UL Listed to UL 508 Type 12 enclosures
UL File #E64791
- cUL Certified Types 4 and 12 cUL File #LL66078
- NEMA/EEMAC Types 4, 12 and 13

Industrial Equipment Cabinets

Pre-configured version; includes enclosure, bottom-hinged patch panel bracket, 4U (REK19) and an equipment mounting bracket, 5U (REKZ)

Rating	Material/Finish	Width Inches (mm)	Depth Inches (mm)	Height Inches (mm)	Catalog No.
NEMA Rated 4/12/13	Cold rolled steel with powder coat, Gray	24" (610)	12" (305)	36" (914)	IR3PG
				48" (1219)	IR4PG

User-configurable version; includes enclosure

NEMA Rated 3R	Cold rolled steel with powder coat, Gray	24" (610)	12" (305)	24" (610)	IR2U3RG
				36" (914)	IR3U3RG
NEMA Rated 4R	Cold rolled steel with powder coat, Gray	24" (610)	12" (305)	24" (610)	IR2UG
				36" (914)	IR3UG
				48" (1219)	IR4UG
NEMA Rated 4X	Stainless steel with powder coat, Brushed Steel	24" (610)	12" (305)	24" (610)	IR2USS
				36" (914.4)	IR3USS



HICPSS

Specifications

- Continuous plasma-welded seams
- ¼-turn, oil-tight latches on door
- Poured-in polyurethane gasket on door
- ANSI 61 gray polyester inside and out over phosphatized surfaces (HICP412G)

Consolidation Point Enclosures

House and secure small switches, wireless access points and cross connect products in harsh environments; includes enclosure

Rating	Material/Finish	Width Inches (mm)	Depth Inches (mm)	Height Inches (mm)	Catalog No.
NEMA Rated 4X	14 gauge stainless steel with brushed finish, Gray	12" (305)	6" (152)	12" (305)	HICPSS
NEMA Rated 4/12	14 gauge cold rolled steel with powder coat, Gray	12" (305)	6" (152)	12" (305)	HICP412G



IR321APG



IR322APG

Specifications

- Poured-in-place polyurethane gasket on door
- ANSI 61 gray polyester powder coat
- 14 gauge steel

Standards

- UL Listed to UL 508 Type 4, 12 and 13, File #E64791
- CSA Certified Type 4, 12 and 13, File #LL66078

Industrial RE-BOX® Cabinet Configured for Cooling

Vertical Equipment Mount: includes enclosure, 4U bottom hinged patch panel bracket (REK19), and 5U equipment mounting bracket (REKZ)

Air Conditioner (Sold Separately)	Rack Units	Height Inches (mm)	Width Inches (mm)	Depth Inches (mm)	Catalog No.
IRAC1	9U	24" (610)	24" (610)	12" (305)	IR221APG
		36" (914)	24" (610)	12" (305)	IR321APG
		48" (1219)	24" (610)	12" (305)	IR421APG

Horizontal Equipment Mount: includes enclosure, M6 cage nut rail, 50-pack M6 cage nuts

Air Conditioner (Sold Separately)	Rack Units	Height Inches (mm)	Width Inches (mm)	Depth Inches (mm)	Catalog No.
IRAC3	12U	24" (610)	24" (610)	24" (610)	IR222APG
	19U	36" (914)	24" (610)	24" (610)	IR322APG



IR211AFK

Specifications

- Poured-in-place polyurethane gasket on door
- ANSI 61 gray polyester powder coat
- 14 gauge steel

Standards

- UL Listed to UL 508 Type 12 enclosures, File #E64791
- CSA Certified 4, 12 and 13, File #LL66078

Industrial RE-BOX® Cabinet Configured for Cooling and Fiber Optics

Pre-configured version: includes enclosure, 2U wall bracket (HPWWB2U4, fiber patch panel kit (REKFP), and 20A power kit (REKP)

Air Conditioner (Sold Separately)	Rack Units	Height Inches (mm)	Width Inches (mm)	Depth Inches (mm)	Catalog No.
IRAC2	2U	24" (610)	14" (356)	16" (406)	IR211AFK



IRAC3

Specifications

- Refrigerant: R-134a (CFC-Free)
- Integrated thermostat

Standards

- UL Listed cUL
- NEMA 4, 12 and 3R Rated

Air Conditioning Units for Industrial RE-BOX®

Includes air conditioner, mounting brackets and hardware for securing air conditioner to Industrial RE-BOX cabinets that have side cutouts

BTU	Amp Draw	Weight (lb)	Height Inches (mm)	Width Inches (mm)	Depth Inches (mm)	Use With	Catalog No.
1160	4.3	26	15" (381)	8" (203)	7" (178)	IRx21APG	IRAC1
2000	4	38	18" (457)	12" (305)	7" (178)	IRx11APG	IRAC2
3000	6	54	21" (533)	12" (305)	10" (254)	IRx22APG	IRAC3



IRF1224

Specifications

- ANSI 61 gray polyester powder coat
- 14 gauge steel

Floor Standing Kits for Industrial RE-BOX®

Includes a pair of floor mount legs that support Industrial RE-BOX cabinets that are 24" wide and 12" or 24" deep

Cabinet Depth	Height (in)	Width (in)	Depth	Use With	Catalog No.
12" (305)	18" (457)	24" (610)	12" (305)	IRx21APG	IRF1812
24" (610)	12" (305)	24" (610)	24" (610)	IRx22APG	IRF1224



HSQ48



HSQ36S

Specifications

- Load capacity: 400lb
- 19" rack-style rails tapped #12-24 per EIA-310-D
- Finish: powder coat black
- Three independent sections:
 - Rear section mounts to wall
 - Center section hinged to swing out
 - Front and rear door lockable
 - Rear cabinet section accepts RE-BOX® accessories

QUADCAB® Wall Mount Cabinets

Includes (1) rear section (arrives disassembled, facilitating installation), (1) front door, (2) 19" mounting angles, (1) center section with (2) CH751 locks, (2) top/bottom cover plates, (2) hinge pins, (2) security cotter pins

Window Door Style

Rack Units	Rear Wall Units* (RWU)	Height Inches (mm)	Width Inches (mm)	Depth Inches (mm)	Window Door Style
12	2	24" (610)	22.6" (574)	20" (508)	HSQ24
				26" (660)	HSQ2426
				36" (914)	HSQ2436
19	4	36" (914)	22.6" (574)	20" (508)	HSQ36
				26" (660)	HSQ3626
				36" (914)	HSQ3636
26	6	48" (1219)	22.6" (574)	20" (508)	HSQ48
				26" (660)	HSQ4826
				36" (914)	HSQ4836

Solid Door Style

Rack Units	Rear Wall Units* (RWU)	Height Inches (mm)	Width Inches (mm)	Depth Inches (mm)	Solid Door Style
12	2	24" (610)	22.6" (574)	20" (508)	HSQ24S
				26" (660)	HSQ24S26
				36" (914)	HSQ24S36
19	4	36" (914)	22.6" (574)	20" (508)	HSQ36S
				26" (660)	HSQ36S26
				36" (914)	HSQ36S36
26	6	48" (1219)	22.6" (574)	20" (508)	HSQ48S
				26" (660)	HSQ48S26
				36" (914)	HSQ48S36

Note: RWU = 6"; details on page N3



Grounding Kit
REKGB



Fan Kit
REKF



Fan Kit with Tray
HWKF120



Dust Filter
HWKFF

Grounding Kit

Busbar with ring jumpers

Catalog. No. **REKGB**

For use with QUADCAB, RE-BOX and IR series cabinets.

Patch Panel Mounting Brackets

Mount 19" patch panels to rear wall; includes (2) brackets (left and right)

Rack Units	RWU	Catalog. No.
4	1	REK19
2	1	REK19L

For use with QUADCAB, RE-BOX and IR series cabinets.

Equipment Mounting Brackets

Provides 19" mounting for hubs and other active equipment to rear wall; includes (2) brackets (left and right)

Rack Units	RWU	Catalog. No.
5	1	REKZ
3	1	REKZL

Note: Account for depth of equipment.

For use with QUADCAB, RE-BOX and IR series cabinets.

Fan Kit

Enhances ventilation; includes (1) 57-CFM fan, finger guard, disconnect power cord, 2-prong plug, foam baffle, adhesive-backed baffle, #6-32 mounting screws and assembly bracket

Catalog No. **REKF**

Note: Order (1) per RE2; order (2) per RE4, RE4X, IDF.

For use with QUADCAB and RE-BOX cabinets.

Fan

Increases ventilation; includes (1) 57CFM fan, finger guard, (4) lock nuts, screws, and washers, and a 6' cord with plug

Description	Catalog. No.
Fan, 120V/7A	REKEF

For use with QUADCAB and RE-BOX cabinets.

Fan Kits with Tray

Increases ventilation; includes wired fan tray assembly with (2) fans (57CFM each) and mounting hardware kit

Description	Catalog. No.
114CFM, 120VAC, 60Hz, 36dBA	HWKF120
114CFM, 230VAC, 50Hz, 36dBA	HWKF230

For use with QUADCAB cabinets only.

Thermostat

Includes thermostat, adhesive-backed mounting bracket and wiring harness

Catalog. No. **CTK**

For use with QUADCAB, RE-BOX and IR series cabinets.

3/4" Plywood Backboards

Universal rear wall mounting for wall mounted brackets, blocks, splitters, hubs and other devices; includes 0.75" APA grade AC plywood painted fire-retardant white, (2) mounting brackets, (1) assembly hardware kit

Dimensions	RWU	Catalog No.
20" x 19"	2	REKBB20
30" x 19"	3	REKBB30
40" x 19"	4	REKBB40

For use with QUADCAB, RE-BOX and IR series cabinets.

20A Power Kit

Occupies left or right side of one rear panel space; includes Hubbell surge-protected duplex receptacle with audible alarm (HBL5362ISA), single-gang work box, 6' Hubbell POLYTUFF® non-metallic conduit, stainless steel face plate, and assembly hardware kit

Catalog No. **REKP**

For use with QUADCAB, RE-BOX and IR series cabinets.

Padlock Hasp Kit

Includes (2) padlock hasps, (4) 1/4"-20 carriage bolts, hex nuts and washers

Catalog No. **REKH**

For use with RE-BOX cabinets only.

Reusable Dust Filter

Kit includes (2) filters with pre-assembled adhesive VELCRO® fasteners

Catalog No. **HWKFF**

Note: Two kits are needed for 3' and 4' cabinets.

For use with QUADCAB cabinets only.

Fan Filter Kit

For use with RE4, RE4X, IDF only; includes mounting bracket, foam filters, and assembly hardware kit

Catalog No. **REKFF**

For use with RE-BOX cabinets only.

VELCRO is a registered trademark of Velcro Industries B.V.



Equipment Shelf
MCCCS19



Recessed Mounting Kit
REKR32



Fiber Optic Bracket
REKFP



Sound Dampening Kit
REKS



Mounting Rails
REK110

Conversion Kits

Convert an RE2 to an RE4 for added space; includes RE4 door, (2) RE4 extender brackets, and (2) 4U bottom hinged patch panel brackets

Color	Catalog No.
Black	REKUB
Gray	REKU

For use with RE-BOX cabinets only.

Recessed Mounting Kits

Enables recessed mounting with louvered section at bottom for cabinet ventilation; includes trim ring, 1/4" x 5/8" sheet metal screws and #12-24 x 1 1/4" pan head screws

Height Inches (mm)	Catalog No.
24" (607)	REKR24
32" (813)	REKR32
42" (1067)	REKR42

For use with RE-BOX cabinets only.

IDF Mounting Bracket

Use with residential structured cabling modules shown on page U7 and with NSOFSB; includes bracket

RWU	Catalog No.
1.5	REKHS

For use with QUADCAB, RE-BOX and IR series cabinets.

110/66 Block Mounting Rails

Provides mounting for 110 and 66 blocks; mounts to rear wall; includes (2) 110/66 block mounting rails and (20) #10-24 x 1/2" screws

RWU	Catalog No.
2	REK110

For use with RE-BOX cabinets only.

Fiber Optic Bracket

Accepts one fiber FSP adapter panel; occupies no rear panel spaces; includes fiber optic bracket

Catalog No.	REKFP

For use with QUADCAB, RE-BOX and IR series cabinets.

Equipment Shelves, Cantilevered

Black; includes (1) shelf and mounting hardware kit

Description	Dimensions	Catalog No.
Solid	3.5"H x 17"W x 14"D	MCCCS19
Perforated	3.5"H x 17"W x 14"D	MCCCS19P

For use with QUADCAB cabinets only.

Equipment Shelves, Stationary

For use with 36" deep enclosures; Black; includes (1) shelf and mounting hardware kit

Description	Dimensions	Catalog No.
Solid	17.7" W x 29.2" D	CKSSD
Perforated	17.7" W x 29.2" D	MCCPSHLF

For use with QUADCAB cabinets only.

Left Hand Hinge Kit

Use to reverse door; includes (2) sets of left hand door hinges

Catalog No.	REKI

For use with RE-BOX cabinets only.

Gasket Kit

Protect against dust and water to enhance performance of fan and filter; includes (1) roll adhesive-backed foam gasket

Length (ft)	Thickness	Catalog No.
10'	1/8" x 1/2"	REKG¹
30'	3/4" x 1/16"	HWKGT²

¹For use with RE-BOX cabinets only.

²For use with QUADCAB cabinets only.

Sound Dampening Kit

Dampen noise generated from active equipment in cabinet; includes polyurethane foam pieces, pre-cut to line cabinet interior

Catalog No.	REKS

For use with RE-BOX cabinets only.



Joining Kit
REKTJ



Locking Kit
CKL333



DIN Rail Kit
HIDRUBCKIT



Panel Bracket for FSP Adapter
NSOFSB



Door with
Window
HQKWD48

Joining Kits

Join cabinets side-by-side or top-to-bottom; includes shroud and mounting hardware kit

Description	Catalog No.
Top-to-bottom kit for use with all RE-BOX [®] cabinets	REKTJ
Side-by-side kit for IDF24, IDF24L	REKSJ20
Side-by-side kit for RE2, RE4, IDF32	REKSJ30
Side-by-side kit for RE4X, IDF42	REKSJ40

For use with RE-BOX cabinets only.

DIN Rail Communications Kit

Unloaded utility box kit

Catalog No.	HIDRUBCKIT
-------------	-------------------

Note: See page B9 for decorator and duplex frames.

For use with QUADCAB cabinets only.

Mobile Bases

Convert wall mount cabinet to floor standing cabinet; includes (1) mobile base, (4) swivel casters, (4) leveling feet and mounting hardware kit

Description	Catalog No.
20" depth	HSQKMB20
26" depth	HSQKMB26
36" depth	HSQKMB36

For use with QUADCAB cabinets only.

Rear Rail Kits

Support rear of deep, active equipment or adapt to accept cage nuts; includes (2) 19" mounting rails, mounting hardware kit and (20) screws and washers

Description	Catalog No.
24" x M6	HWK6M6
36" x M6	HWK9M6
48" x M6	HWK12M6
24" x #12-24	HWK241224
36" x #12-24	HWK361224
48" x #12-24	HWK481224

For use with QUADCAB cabinets only.

Lock Kits

Change lock style to meet specific applications; includes (2) assembly locks and keys (except CKL716 which includes NSQ tool)

Description	Catalog No.
CH751 keyed lock kit	CKL751
333 keyed lock kit	CKL333
Bellcore 716 bit lock	CKL716
Cat 60 keyed lock kit	CKLCAT60
Cat 70 keyed lock kit	CKLCAT70

For use with QUADCAB cabinets only.

Panel Bracket for FSP Adapter

Use with adapter panels on page G10 and G11; snap mounts into structured cabling enclosures; includes bracket

Catalog No.	NSOFSB
-------------	---------------

For use with RE-BOX cabinets only.

Front Doors

Replacement front doors for QUADCAB[®] enclosures; includes (1) door, (1) window (on Plexiglas[®] doors only), (2) hinge barrels, right and left hinges, (4) lock nuts and (4) carriage bolts

Color	Height	Solid Metal Door	Window Door
Black	24"	HQKSD24	HQKWD24
	36"	HQKSD36	HQKWD36
	48"	HQKSD48	HQKWD48
White	24"	HQKSD24W	HQKWD24W
	36"	HQKSD36W	HQKWD36W
	48"	HQKSD48W	HQKWD48W

For use with QUADCAB cabinets only.

MT10 Adapter

Mates PS3 large capacity, 3-channel, surface raceway to the top of cabinet, routing both electrical and communications cables; includes base, cover and cover hardware kit

Catalog No.	REKMT10
-------------	----------------

For use with QUADCAB and RE-BOX cabinets.

Plexiglas is a registered trademark of Altuglas International, Arkema Group.



HPWWMR24



HPWWMR36

Specifications

- Load capacity: 70lb
- Material: 16 gauge braces; 12 gauge equipment frame
- Finish: durable black powder coat
- 3" deep rack uprights
- EIA-310-D universal spacing tapped #12-24 front and back

Wall Mount Swing Frames

Black finish, includes (1) rack frame and mounting hardware (50 #12-24 screws)

Rack Units	Width Inches (mm)	Depth Inches (mm)	Height Inches (mm)	Catalog No.
12	20.7" (526)	18" (457)	24" (610)	HPWWMR24
19	20.7" (526)	18" (457)	36" (914)	HPWWMR36
26	20.7" (526)	18" (457)	48" (1219)	HPWWMR48



HPWWB2U4
HPWWB4U8



HPWWB6U18

Specifications

- Load capacity:
 - 4 and 6 rack units: 50lb
 - 1 and 2 rack units: 25lb
- 16 gauge steel construction
- Finish: durable black powder coat
- EIA-310-D universal spacing tapped #12-24

Wall Mount Brackets, Bottom-Hinged

Includes assembled bottom-hinged wall bracket

Rack Units	Width Inches (mm)	Depth Inches (mm)	Height Inches (mm)	Catalog No.
1	19" (483)	4" (102)	1.75" (45)	HPWWB1U4
2	19" (483)	4" (102)	3.50" (89)	HPWWB2U4
		8" (203)	3.50" (89)	HPWWB2U8
4	19" (483)	4" (102)	7.00" (178)	HPWWB4U4
		8" (203)	7.00" (178)	HPWWB4U8
6	19" (483)	4" (102)	10.50" (267)	HPWWB6U4
		8" (203)	10.50" (267)	HPWWB6U8
		18" (457)	10.50" (267)	HPWWB6U18

Wall Mount Brackets, Side-Hinged

Includes assembled side-hinged wall bracket

Rack Units	Width Inches (mm)	Depth Inches (mm)	Height Inches (mm)	Catalog No.
2	19" (483)	4" (102)	3.50" (89)	BRMCCMB19X35X4
4	19" (483)	4" (102)	7.00" (178)	BRMCCMB19X7X4
2	19" (483)	8" (203)	3.50" (89)	BRMCCMB19X35X8
4	19" (483)	8" (203)	7.00" (178)	BRMCCMB19X7X8



CPEB

Specifications

- Rails tapped #10-24
- Finish:
 - Enclosure: zinc galvanized
 - Cover: powder coat

Standards

- UL 1863 listed

Consolidation Point Enclosures with Solid Cover

Width Inches (mm)	Depth Inches (mm)	Height Inches (mm)	Color	Catalog No.
14.5" (368)	4.5" (114)	21" (533)	Black	CPEB
			Ivory	CPEI

Trim Rings

Color	Catalog No.
Black	CPKTRB
Ivory	CPKTRI

Louvered Covers

Color	Catalog No.
Black	CPKLDB
Ivory	CPKLDI

Lock Kit

Description	Catalog No.
Chromed steel, includes (2) keys	FLOCK1



AVCE1P

AV Ceiling Enclosures

White, includes enclosure, (2) 20A duplex receptacles and 2-gang back box

Description	Catalog No.
Plenum rated	AVCE1P
Standard	AVCE1

Data Kit

Includes 15-pin VGA 6ft BK, 9-pin serial cable 6ft BK, RCA composite 6ft BK, Cat 6 6ft and 1ft W and Cat 6 shielded 1ft and 15ft W and 10ft of 1 in black VELCRO® Brand hook-and-loop fastener

Catalog. No.	
	AVCE1KIT

Specifications

- Surface finish: white powder coat
- Enclosure: 18 gauge cold rolled steel
- Mounting brackets: 18 gauge welded steel

FPTV Connection Enclosure

White

Description	Catalog No.
2-gang in-wall enclosure	NSAV62M
Steel cover for NSAV6 series	NSAV6C

For FPTV Enclosure details and specifications, see page U3.

Thermostat Kit

Catalog. No.	
	CTK2



ZAFB4U6

Specifications

- Aluminum enclosure, .060
- Tapped holes in brackets: #12-24
- Mounts in standard 24" x 24" raised floor panel spaces

Zone Access Floor Boxes

Includes enclosure, fire-rated foam kits for cable entries and exits, leveler bolts, support brackets and cable entry port covers

Description	Rack Units	Max. Port Capacity	External Dims. H x W x D	Internal Dims. H x W x D	Weight (lb)	Min. Floor Depth	Cable Entry Dims.	Catalog No.
Floor box	4	96	4.12" x 21.9" x 21.9"	4" x 21" x 21"	14	6"	3.5" x 11"	ZAFB4U6
	8	192	7.12" x 21.9" x 21.9"	7" x 21" x 21"	15	8"	3.5" x 11"	ZAFB8U8
Cover	-	-	22" x 22"	-	5	-	-	ZAFBC

Note: ZAFBC uses key number 2233.



ZCB5UP

Specifications

- Active equipment maximum dimensions: 3.5" x 15.5" x 19"
- Mounts in standard 24" x 24" drop ceiling panel spaces
- Structural mounting hardware supplied by installer

Standards

- Plenum rated, UL listed, file no. E129878
- UL VO flame rating on ABS trim ring

Zone Access Ceiling Boxes

Includes enclosure, knob assemblies, fire-rated foam kit for cable entries and exits, support brackets, hinged door plate, equipment mounting assemblies and 9-CFM/12V fan and transformer (active unit only)

Description	Rack Units	Max. Port Capacity	External Dims. H x W x D	Door Weight	Weight Capacity (lb)	Total Weight (lb)	Cable Entry Description	Catalog No.
Passive zone ceiling box	5	120	12" x 24" x 24"	25	38	75	6" x 3"	ZCB5UP
Active zone ceiling box	7	120 plus 2U active equip	12" x 24" x 24"	25	39	75	3.5" x 11"	ZCB7UA
Zone ceiling box lock kit	-	-	-	-	-	-	-	ZCBLKIT
Spare zone ceiling box key	-	-	-	-	-	-	-	KEY333



WBC1

Specifications

- Material: aluminum .060
- Plenum rated
- Accepts most standard, low voltage wireless access points
- Accommodates sized ceiling tiles on the doors

Standards

- UL listed, file no. E129878 (ceiling box)

Wireless Access Point Security Ceiling Box

Includes enclosure, lockable knob assembly, fire-rated foam kit for cable entries and exits, cable entry port and cover (factory installed), and hinged door equipment mounting plate (factory installed)

Description	Mounting Plate Dims. H x W	External Dimensions H x W x D	Door Weight Capacity (lb)	Total Capacity (lb)	Cable Entry Dimensions	Catalog No.
Universal WAP enclosure	9.7" x 5.25"	4" x 10" x 12.7"	15	20	6.5" x 1.2"	WBC1
Cisco® Aironet® 1200 series	–	10" x 10.5" x 13.2"	15	20	6.5" x 1.2"	WBC12

Note: WBC1 uses Key Number 2233. WBC12 uses Key Number C346A.



WBW1OW

Specifications

- Vented, steel enclosure
- Finish: durable powder coat
- Cable entry/exit: four 7/8" round knock-out openings on sides, top and bottom
- Cable entry/exit: one 1 3/8" knock-out on back

Wireless Access Point Security Wall Box

Includes enclosure, lockable knob assembly, #10 x 1" pan head screws, conical screw anchors, flat steel washers and drill template

Description	External Dimensions H x W x D	Weight (lb)	Color	Catalog No.
Wall box	8" x 11" x 3"	1.5	Black	WBW1BK
			Office White	WBW1OW
Spare wall box lock key	–	–	–	KEY333

Note: WBW1OW and WBW1BK uses Key Number 333.

Cisco and Aironet are registered trademarks of Cisco Systems, Inc.



METAL | Full Size Cabinets

Hubbell full size enclosures are for high density cabling requirements in data centers and telecommunication rooms. The H2 Series products have been designed to maximize air flow, support increased load capacity and provide easy access to cables and patch cords.





METAL | Full Size Cabinets

Network Cabinets	O3
Server Cabinets.....	O4
Accessories.....	O5





Network Cabinet
H2N8442



Cabinet without Sides
H2N8442E



Specifications

- Cold rolled steel
- 12 gauge steel vertical rails
- 16 gauge steel doors
- 18 gauge steel side covers
- Black powder coated
- Integrated lock, single front and rear doors
- Leveling feet
- 2,000lb static load capacity
- Locks are standard on doors and sides
- #12-24 threaded hole configuration

Standards

- UL 1863
- EIA-310-D Hole Spacing

Network Cabinets

Rack Units	Height Inches (mm)	Width Inches (mm)	Depth Inches (mm)	Catalog No.
43	80" (2032)	30" (762)	32" (813)	H2N8032*
			36" (914)	H2N8036*
45	84" (2134)	30" (762)	32" (813)	H2N8432*
			36" (914)	H2N8436*
			42" (1067)	H2N8442*
			48" (1219)	H2N8448
48	90" (2286)	30" (762)	42" (1067)	H2N9042
			48" (1219)	H2N9048

*Seismic Z4 dynamic loading 1,000lb

Network Cabinets without Sides

Rack Units	Height Inches (mm)	Width Inches (mm)	Depth Inches (mm)	Catalog No.
43	80" (2032)	30" (762)	32" (813)	H2N8032E*
			36" (914)	H2N8036E*
45	84" (2134)	30" (762)	32" (813)	H2N8432E*
			36" (914)	H2N8436E*
			42" (1067)	H2N8442E*
			48" (1219)	H2N8448E

*Seismic Z4 dynamic loading 1,000lb



Server Cabinet
H2S8442



Cabinet without Sides
H2S8442E

Specifications

- Cold rolled steel
- 12 gauge steel vertical rails
- 16 gauge steel doors
- 18 gauge steel side covers
- Black powder coated
- Integrated lock, single front and rear doors
- Leveling feet
- 2,000lb static load capacity
- Locks are standard on doors and sides
- M6 square holes

Standards

- UL 1863
- EIA-310-D Hole Spacing

Server Cabinets

Square holes for M6 cage nuts

Rack Units	Height Inches (mm)	Width Inches (mm)	Depth Inches (mm)	Catalog No.
43	80" (2032)	24" (607)	42" (1067)	H2S8042*
			48" (1219)	H2S8048
45	84" (2134)	24" (607)	36" (914)	H2S8436*
			42" (1067)	H2S8442*
			48" (1219)	H2S8448
48	90" (2286)	24" (607)	42" (1067)	H2S9042
			48" (1219)	H2S9048

*Seismic Z4 dynamic loading 1,000lb

Server Cabinets without Sides

Square holes for M6 cage nuts

Rack Units	Height Inches (mm)	Width Inches (mm)	Depth Inches (mm)	Catalog No.
43	80" (2032)	24" (607)	42" (1067)	H2S8042E*
			48" (1219)	H2S8048E
45	84" (2134)	24" (607)	36" (914)	H2S8436E*
			42" (1067)	H2S8442E*
			48" (1219)	H2S8448E*

*Seismic Z4 dynamic loading 1,000lb



Spool
ICKSS



Fan Kit
H2KNF



Caster Kit
H2KMB



Conductor Kit
HGRKT

Replacement Sides (Pair/One Side)

Height Inches (mm)	Depth Inches (mm)	Catalog No.
80" (2032)	32" (813)	H2CVR8032
	36" (914)	H2CVR8036
	42" (1067)	H2CVR8042
84" (2134)	32" (813)	H2CVR8432
	36" (914)	H2CVR8436
	42" (1067)	H2CVR8442
	48" (1219)	H2CVR8448

Cabinet Joining Kit

Description	Catalog No.
Includes hardware	H2JKT

Right Hand Hinge Kit

Description	Catalog No.
1-pair	H2RH

Telescoping Chimney for H2 Cabinet

Cabinet Type	Telescoping Inches (mm)	Catalog No.
Network 30" width	21-36" (533-914)	H2NCH2136
	36-66" (914-1676)	H2NCH3666
Server 24" width	21-36" (533-914)	H2SCH2136
	36-66" (914-1676)	H2SCH3666

Cable Management Spools

Color	Description Inches (mm)	Qty	Catalog No.
Black	3" (76)	50	ICKSS
	6" (152)	50	ICKSS6
	9" (229)	50	ICKSS9

M6 Cage Nut Rails for Network Cabinet

Height Inches (mm)	Qty	Catalog No.
80" (2032)	2	H2NM6R80
84" (2134)	2	H2NM6R84
90" (2286)	2	H2NM6R90

Cable Management Rail Plug

Description Inches (mm)	Qty	Catalog No.
H2N, rail plug, 2" x 5" (51 x 127)	12	H2P25



Cantilevered
MCCC19



Cantilevered
MCCCWS19HD



Center Weighted
MCCCWS19



Busbar
HBBBHR19KT

Equipment Shelves

Stationary shelf, 16 gauge, #12-24 mounting hardware

Type	Height Inches (mm)	Width Inches (mm)	Depth Inches (mm)	Load (lb)	Shelf	Catalog No.
Cantilevered	3.5" (89)	17" (432)	14" (356)	50	Solid	MCCC19
					Perforated	MCCC19P
Center-weighted	7" (178)	19" (483)	20" (508)	200	Solid	MCCCWS19HD
					3.5" (89)	17" (432)

Cabinet Fan Kits, 460 CFM

Enclosure will accept two Fan Kits

For Use With	Catalog No.
Network cabinets, 30" width	H2KNF
Server cabinets, 24" width	H2KSF

Conductor Kits

Description	Catalog No.
Front to rear rails	HGRKTD45DN
Cabinet to conductor bracket	HGRKTD45C46

Vertical Cable Management Bars

Size	Catalog No.
For 80" cabinet	H280CM
For 84" cabinet	H284CM
For 90" cabinet	H290CM

Rack Bonding Busbars

Description Inches (mm)	Catalog No.
19" (483) width	HBBBHR19KT
36" (914) height	HBBBVR36KT
76" (1930) height	HBBBVR76KT

19" Filler Panels

Black; includes (1) panel and (4) HPW screws

Rack Units	Height Inches (mm)	Flat Catalog No.	Angled Catalog No.
1	1.75" (44)	MCCBP175	ABP175
2	3.50" (89)	MCCBP350	ABP350
4	7.00" (178)	MCCBP700	-


Caster Kit

Description	Catalog No.
4-piece	H2KMB



METAL | Grounding and Bonding

Hubbell's full line of grounding and bonding products will protect and secure active equipment from harmful electrical interference. These products provide the best performance and are highly adaptable to fit within numerous building applications.





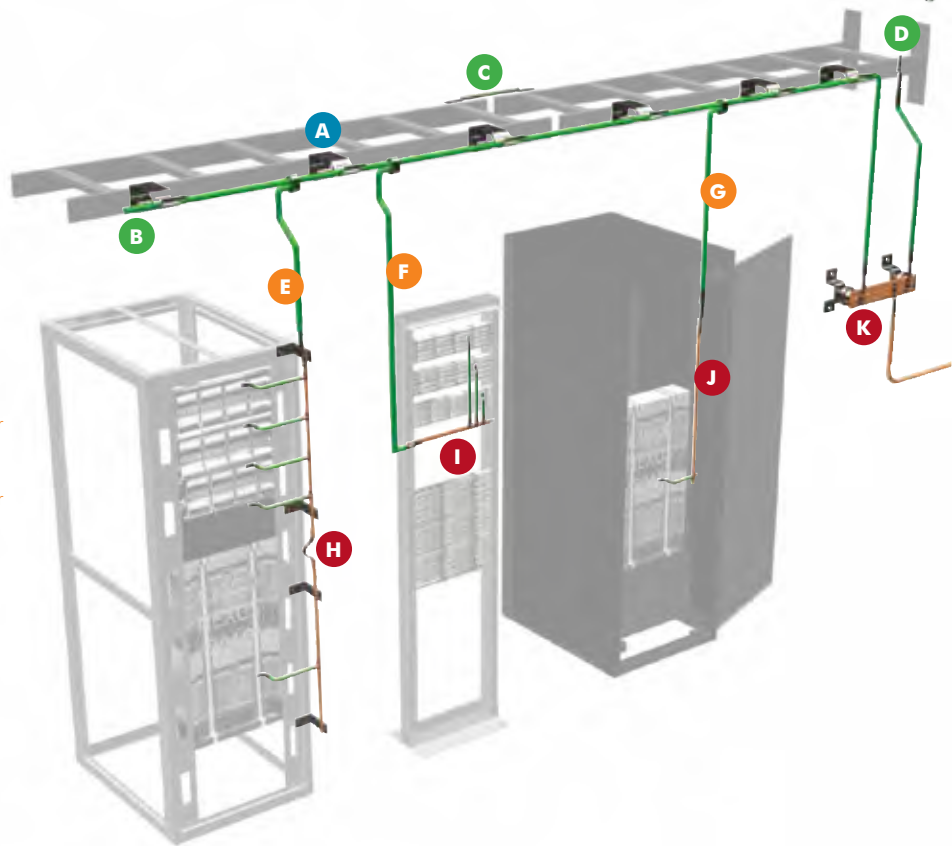
METAL | Grounding and Bonding

Busbar Kits	P3
Bonding Conductor Kits.....	P4
Compression Lugs.....	P5
Busbars	P6
Irreversible Connectors	P7
Compression Taps	P8
Clamps	P9
Mechanical Connectors.....	P10
Dies	P11
Tools.....	P12
Accessories	P13
Accessories and Ladder & Basket Tray Kits	P14

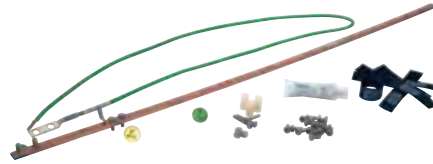




- A** Conductor Bracket for Ladder
HGBTECBRKL10
- B** 12ft Conductor with double lug
HGRKTD144DB
- C** Ladder tray jumper
HGRKTD9D
- D** Ladder to Conductor
HGRKTD60DB
- E** Conductor with C-Tap to
76" Busbar
HGRKTD60C46
- F** Conductor with C-Tap to 19" Busbar
HGRKTDA60C46
- G** Conductor with C-Tap to 36" Busbar
HGRKTDB60C46
- H** 76" x 3/4" Vertical Busbar
HBBBVR76KT
- I** 19" Horizontal Busbar
HBBBHR19KT
- J** 36" x 3/4" Vertical Busbar
HBBBVR36KT
- K** 10" x 2" Wall Mounted Busbar
HBBB14210A



Horizontal Busbar Kit
HGRKTHT



Vertical Busbar Kit
HGRKTVC



Wall Mounted Busbar Kit
HGRKTTGB10A

On-Rail Kits

Includes: 19" busbar; insulators ((2) nylon bushings, (2) nylon washers); mounting hardware ((2) M6 stainless screws, (2) #12-24 stainless screws); lug (DA crimped to 60", 6AWG); lug mount ((8) #6-32 stainless screws); ESD port for 4mm banana plug; VELCRO® strap; antioxidant

Description	Material	Single Pack	10-Pack
On-rail mounted; 19" rack grounding busbar	Copper	HGRKTHC	HGRKTHC10
	Tin-plated	HGRKTHT	HGRKTHT10

In-Cabinet Kits

Includes: 36" busbar; insulators ((2) nylon bushings, (2) nylon washers); mounting hardware ((2) M6 stainless screws, (2) #12-24 stainless screws); lug (DA crimped to 60", 6AWG); lug mount ((8) #6-32 stainless screws); ESD port for 4mm banana plug; VELCRO® strap; antioxidant

Description	Material	Single Pack	10-Pack
In-cabinet mounted; 36" rack grounding busbar	Copper	HGRKTVC	HGRKTVC10
	Tin-plated	HGRKTVT	HGRKTVT10

Wall Mounted Busbars

Busbar kit includes: copper busbar with stainless steel brackets and insulators; (1) 6AWG lug; (1) 2AWG lug; (2) 2/0AWG lugs; (1) 4/0AWG lug; stainless steel lug mounting hardware; Penetrox™ antioxidant; ground label

Size	Catalog No.
2" x 10"	HGRKTTGB10A
4" x 16"	HGRKTTMGB16H

VELCRO® is a registered trademark of Velcro Industries B.V. Penetrox™ is a trademark of Burndy Corporation.



Kits Include

- 6AWG copper wire green insulated
- Long barrel lug(s) with inspection window
- Stainless steel mounting hardware
- 0.5oz tube of antioxidant
- Caution and GND labels

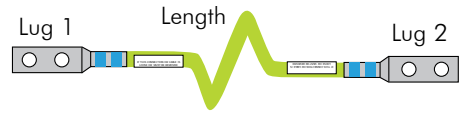
Hole Mounting Dimensions

Lug Style	Hole Diameter	Hole Spacing	Angle
S	0.25"	–	0
D	0.25"	0.625"	0
DF	0.25"	0.625"	45
DN	0.25"	0.625"	90
DA	0.25"	0.75"	0
DB	0.25"	1.0"	0
DK	0.25"	–	0

Color code indicates hole spacing

Configuring Bonding Conductor Kits

Base Catalog No.	Lug 1 Catalog No.	Length (Inches) Catalog No.	Lug 2 Catalog No.	Example:	Lug 1	Length (Inches)	Lug 2
HGRKT	D	30"	D	HGRKT	DA	30	DN
	DA	45"	DF				
	DB	60"	DN				
		90"	DA				
		144"	DB				



Short Conductors

Catalog No.	Common Application	Lug 1	Length Inches (mm)	Lug 2
HGRKTD9D	Ladder tray jumper	D	9" (229)	D
HGRKTS9S		S	9" (229)	S
HGRKTD9DXX10*		D	9" (229)	D
HGRKTDK11DKXH**	Extruded aluminum ladder tray	DK	11" (279)	DK

*Bulk 10-pack, no hardware, no antioxidant

**No antioxidant

Medium Conductors

Catalog No.	Common Application	Lug 1	Length Inches (mm)	Lug 2
HGRKTD30S	Surge suppressor conductor	D	30" (762)	S
HGRKTD30DN	Front to rear cabinet rail jumper	D	30" (762)	DN
HGRKTD45DN		D	45" (1143)	DN
HGRKTD45DF	Network equipment conductor	D	45" (1143)	DF
HGRKTD45DFXX*		D	45" (1143)	DF

*Economy version, no hardware, no antioxidant

Long Conductors

Catalog No.	Common Application	Lug 1	Length Inches (mm)	Lug 2
HGRKTD144DA	Telecommunications equipment bonding conductor	DA	144" (3658)	D
HGRKTX240D		–	250" (6350)	D
HGRKTX360D		–	360" (9144)	D

Specialty Conductors

Catalog No.	Common Application	Lug 1	Length Inches (mm)	Lug 2
HGRKTD30KS25	Armored fiber	D	30" (762)	HGBKS25
HGRKTD30C46	Conductor with 6AWG C-tap	DA	30" (762)	C46
HGRKTD60C46		DA	60" (1524)	C46
HGRKTD60C46	Rack bonding conductor with C-tap	C	60" (1524)	C46



Specifications

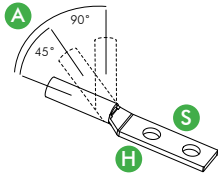
- Solid copper construction and tin plated
- UL Listed 90° C, 600V to 35kV
- Die index traceable
- UL and CSA Listed

Lug Reference

- Hole diameter: $38 = 3/8" = 0.375"$
- Window: inspect wire
- Barrel length: long series
- Die index: match with traceable die



Lugs Color code indicates hole spacing



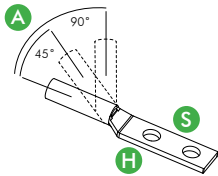
Wire Size	6AWG	4AWG	2AWG	1AWG	1/0	2/0	3/0
Pkg Qty	50	50	25	25	10	10	10
Barrel Color	Blue	Gray	Brown	Green	Pink	Black	Orange

Style	Lug Style	A = Angle	H = Hole	S = Spacing						
Single	S	0°	0.250"	-	HGBL06S	HGBL04S	HGBL02S	HGBL01S	HGBL10S	
Single		0°	0.375"	-			HGBL02SA	HGBL01SA	HGBL10SA	HGBL20SA HGBL30SA
Double	D	0°	0.250"	0.625"	HGBL06D	HGBL04D	HGBL02D	HGBL01D	HGBL10D	HGBL20D
Double	DA	0°	0.250"	0.750"	HGBL06DA	HGBL04DA	HGBL02DA	HGBL01DA	HGBL10DA	HGBL20DA HGBL30DA
Double	DB	0°	0.375"	1.000"	HGBL06DB	HGBL04DB	HGBL02DB	HGBL01DB	HGBL10DB	HGBL20DB HGBL30DB
Single	SF	45	0.250"	-	HGBL06SF	HGBL04SF	HGBL02SF			
Double	DF	45°	0.250"	0.625"	HGBL06D45	HGBL04D45	HGBL02D45			
Double	DN	90°	0.250"	0.625"	HGBL06D90	HGBL04D90	HGBL02D90		HGBL10D90	
Double		90°	0.375"	1.000"	HGBL06DB90	HGBL04DB90	HGBL02DB90		HGBL10DB90	
Double	DK	0°	0.27"	1.6"	HGBL06DK					
Double	DKN	90°	0.27"	1.6"	HGBL06DKN					

Die Index	7	8	10	11	12	13	14
HU Series	HU5CRT	HU4CRT	HU2CRT	HU1CRT	HU25RT	HU26RT	HU27RT
HW Series	HW5CRT	HW4CRT	HW2CRT	HW1CRT	HW25RT	HW26RT	HW27RT
HX Series	HX5CRT	HX4CRT	HX2CRT	HX1CRT	HX25RT	HX26RT	HX27RT
Dieless	(2)	(2)	(2)	(4)	(4)	(4)	(4)

See page P12


Large Lugs



Wire Size	4/0	250kcmil	300kcmil	350kcmil	500kcmil	6000kcmil	750kcmil
Pkg Qty	10	5	5	5	5	5	5
Barrel Color	Purple	Yellow	White	Red	Brown	Green	Black

Style	A = Angle	H = Hole	S = Spacing							
Double	0°	0.375"	1.0"	HGBL40DB	HGBL250DB	HGBL300DB	HGBL350DB	HGBL500DB	HGBL600DB HGBL750DB	
Die Index				15	16	17	18	20	22	24
HU Series				HU28RT	HU29RT	HU30RT	HU31RT	HU34RT	HU36RT	HU39RT
HW Series				HW28VT	HW29VT	HW30VT	HW31VT	HW34VT		
Dieless				(4)						

See page P12



Kits Include


- Rack Ground Busbar
- Telecommunications Grounding Busbar
- Telecommunications Main Grounding Busbar
- Kits include insulators and assembly hardware
- Available with tin plating



Busbars

Catalog No./ Description	Color code indicates hole spacing	Hole Diameter	Hole Spacing	Total Qty	Double Lug Qty
HBBBHR19KT* 0.75" W x 19" L x 0.25" D, insulators, mounting hardware, lug mounting hardware.		1/4"-20	0.625"	10	5
HBBBVR36KT* 0.75" W x 36" L x 0.25" D, insulators, mounting hardware, lug mounting hardware.		1/4"-20	0.625"	16	8
HBBBVR76KT* (2) 0.75" W x 36" L x 0.25" D busbars, 8" braided jumper, insulators, (4) brackets, mounting hardware, lug mounting hardware.		5/16"-18 stud	1.0"	2	1
HBBB14210A* 2" W x 10" L x 0.25" D		1/4"-20	0.625"	16	8
HBBB14224B* 2" W x 24" L x 0.25" D		1/4"-20	0.625"	18	9
HBBB14416G* 4" W x 16" L x 0.25" D		1/4"-20	0.75"	8	-
HBBB14416H* 4" W x 16" L x 0.25" D		1/4"-20	1.0"	16	8
HBBB14420J* 4" W x 20" L x 0.25" D		1/4"-20	1.0"	34	17

For all connections to busbars, oxidation must be scrubbed away and the application of an antioxidant is required.
*Add "TP" at the end of any busbar Catalog No. for Tin Plated.



Installation



- Irreversible compression bond to busbars
- Die index traceable



Busbar Connector
HYG14B2TC2C6C




Busbar Connector
HYG14BTC28

Busbar Connectors

Catalog No.	Quantity	Dimensions Inches (mm)	Wire 1	Wire 2	Die
HYG14B2TC2C6C	1	1.5" x 1.37" x 0.81" (38 x 35 x 21)	2AWG	6AWG	HU1105
HYG14B2TC2C2C	1	1.5" x 1.37" x 0.81" (38 x 35 x 21)	2AWG	2AWG	HU1105
HYG14BTC28	1	1.5" x 1.37" x 0.81" (38 x 35 x 21)	4/0 -1/0AWG	-	HU1105

Note: Individually packaged, Penetrox™ applied, compatible with 0.25" thick busbars.



Installation



- Irreversible compression bond to steel I-beams
- Die index traceable





I-Beam Connector
HYGIBS338



Heavy Duty Lug
HYGHA02

I-Beam Connectors

Catalog No.	Quantity	Steel Flange	Flange I Range Inches (mm)	Die
HYGIBS338	1	Standard 	0.250"–0.338" (6–9)	HU1105
HYGIBS400	1		0.338"–0.400" (6–10)	HU1105
HYGIBS462	1		0.400"–0.462" (10–12)	HU1105
HYGIBS550	1		0.462"–0.500" (12–13)	HU1105
HYGIBW338	1	Wide 	0.250"–0.338" (6–9)	HU1105
HYGIBW400	1		0.338"–0.400" (9–10)	HU1105
HYGIBW462	1		0.400"–0.462" (10–12)	HU1105
HYGIBW550	1		0.462"–0.500" (12–13)	HU1105

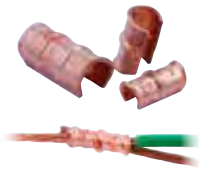
Note: Includes heavy duty lug mounting hardware: (2) 0.42" threaded studs, (2) flat washers, (2) lock washers, (2) hex nuts.
Hole spacing for heavy duty HYGHA lugs.

Heavy Duty Lugs


Catalog No.	Quantity	Conductor Size	Hole Size Inches (mm)	Spacing Inches (mm)	Die Index	Die
HYGHA02	1	2AWG	0.56" (14)	1.75" (44)	11	HU1CRT
HYGHA25	1	1/0AWG	0.56" (14)	1.75" (44)	14	HU27RT
HYGHA26	1	2/0AWG	0.56" (14)	1.75" (44)	15	HU28RT
HYGHA27	1	3/0AWG	0.56" (14)	1.75" (44)	16	HU29RT (2)

Note: Individually packaged, Penetrox™ filled, compatible with HYGIB I-beam connectors.

Penetrox™ is a trademark of Burndy Corporation.



Thin Wall C-Tap
HYC4L12



Direct Burial C-Tap
HYC4C6



H-Tap
HYH6C6C



Clear Cover
HYH6CWC



Black Cover
HCFBGFR

Thin Wall C-Taps

Catalog No.	Qty	Stranded AWG	Stranded AWG	Stranded AWG	Length Inches (mm)	Color Code	No. Ribs	Die Index	HW Series	HU Series
HYC4L12	25	6-6			1.18" (30)	Brown	1	10	HW2CVT(2)	HUC4
HYC2L12	25	4-4	2-6		1.18" (30)	Pink	1	12	HW25VT (2)	HUC2
HYC1L12	10	2-4	1-6		1.75" (44)	Black	2	13	HW26VT (2)	HUC1
HYC25L12	10	2-2	1-4	1/0-4	1.75" (44)	Orange	2	14	HW27VT(3)	HU25
HYC26L12	5	1-1	1/0-2	2/0-2	1.75" (44)	Purple	2	15	HW28VT(3)	HU26
HYC27L12	5	1/0-1/0	2/0-2	3/0-2	1.75" (44)	Yellow	2	16	HW29VT(3)	-

Direct Burial C-Taps

Catalog No.	Qty	Stranded AWG	Stranded AWG	Stranded AWG	Length Inches (mm)	Die Index	HW Series	HU Series
HYC4C6	10	6-6	4-6		0.625" (16)	BG	HWBG (2)	HUBG (2)
HYC4C4	10	4-4	4-6		0.625" (16)	BG	HWBG (2)	HUBG (2)
HYC2C4	10	2-4	2-6		0.75" (44)	C	HWCC (2)	HUC (2)
HYC2C2	10	2-2			0.75" (44)	C	HWCC (2)	HUC (2)
HYC26C2	5	2/0-6	2/0-4	2/0-2	0.875" (22)	0	-	HU0
HYC26C26	5	2/0-2/0			0.875" (22)	0	-	HU0
HYC28C2	1	4/0-6	4/0-4	4/0-2	1.07" (27)	D3	-	HUD3
HYC28C26	1	4/0-2/0			1.07" (27)	D3	-	HUD3
HYC28C28	1	4/0-4/0			1.07" (27)	D3	-	HUD3

H-Taps


Catalog No.	Qty	Stranded AWG	Stranded AWG	Stranded AWG	Length Inches (mm)	Color Code	Die Index	HW Series	HU Series
HYH6C6C	1	6-6			0.6" (15)	Orange	BG	HWBG	HUBG
HYH2C2C	1	2-2,4,6	4-4,6		0.75" (44)	Brown	C	HWCC	HUC
HYH292C	1	4/0-2,6	2/0-2,6	1/0-2,6	0.9" (23)	Purple	654	-	HU654
HYH2929	1	4/0-4/0,2	3/0-3/0,2	2/0-2/0,2	0.9" (23)	Purple	654	-	HU654
HYH3429	1	500-250,1/0	350-250,1/0	4/0-1/0	1.0" (25)	Brown	1104	-	HU1104
HYH3434	1	500-500,4/0	350-350,4/0		1.0" (25)	Brown	1104	-	HU1104
HYH3931	1	750-4/0,1/0	650-4/0,1/0	500-4/0,1/0	0.95 (24)	Yellow	K-R	-	HUKR
HYH3939	1	750-750,350	650-650,350	500-350	1.25 (32)	Yellow	K-R	-	HUKR

H-Taps with Clear Cover

Catalog No.	Qty	Stranded AWG	Stranded AWG	Stranded AWG	Length Inches (mm)	Color Code	Die Index	HW Series	HU Series
HYH6CWC	1	6-6			0.6" (15)	Orange	BG	HWBG	HUBG
HYH2CWC	1	2-2,4,6	4-4,6		0.75" (44)	Brown	C	HWCC	HUC
HYH29WC	1	4/0-2,6	2/0-2,6	1/0-2,6	0.9" (23)	Purple	654	-	HU654
HYH2929WC	1	4/0-4/0,2	3/0-3/0,2	2/0-2/0,2	0.9" (23)	Purple	654	-	HU654

H-Tap Covers

Clear Cover	Black Cover	Qty	H-Tap Size	Color Code
HCCFBGFR	HCFBGFR	1	HYH6Cxx	Orange
HCCFOFR	HCFOFR	1	HYH2Cxx	Brown
HCCDFFR	HCFDFR	1	HYH29xx	Purple
HCCFN	HCFN	1	HYH34xx	Brown
HCCFR	HCFR	1	HYH39xx	Yellow



Grid

Parallel (Serpentine)

Parallel (Direct)



Raised Floor Clamp
HGBGXP1828RF



Raised Floor Clamp
HGBGP1526G1



Raised Floor Clamp
HGBGRF4C3



Pipe Clamp
HGBGAR1726

Raised Floor Pedestal Clamps

Catalog No.	Pedestal	Wire Range	Configuration	Hardware	Install Torque
HGBGXP1828RF	0.75"-1.5" square 0.75"-1.875" round	6 – 4/0AWG	Grid or parallel	Stainless Steel 1/2"	120in-lb conductor 180in-lb clamp
HGBGP1526G1	1.0"-1.25" round	4 – 2/0AWG	Parallel	Silicon Bronze 9/16"	240in-lb
HGBGRF4C3	0.75"-1.0" round or square	8 – 2AWG	Parallel	Silicon Bronze 9/16"	240in-lb

Note: Torque values may differ based on the Grounding and Bonding Standard selected.
The Mesh Bonding Network shall have a support attached at a maximum of 3' (36") intervals.

Pipe Clamps

Catalog No.	I.P.S. Pipe Diameter Inches	Height Inches	Width Inches	Conductor Range	U-Bolt Size Inches	Nut Size Inches
HGBGAR1526	1.0"	2 7/8"	2 5/8"	4AWG-2/0AWG	3/8"	9/16"
HGBGAR1726	1.5"	3 1/2"	3"	4AWG-2/0AWG	3/8"	9/16"
HGBGAR1826	2.0"	4"	3 1/4"	4AWG-2/0AWG	3/8"	9/16"
HGBGAR1926	2.5"	4 1/4"	3 3/4"	4AWG-2/0AWG	3/8"	9/16"
HGBGAR2026	3.0"	5"	4 1/4"	4AWG-2/0AWG	3/8"	9/16"
HGBGAR2126	3.5"	5 5/8"	4 3/4"	4AWG-2/0AWG	3/8"	9/16"
HGBGAR2226	4.0"	6 1/4"	5 3/8"	4AWG-2/0AWG	3/8"	9/16"
HGBGAR2426	5.0"	6 3/8"	5 7/8"	4AWG-2/0AWG	3/8"	9/16"
HGBGAR8629	6.0"	8 13/16"	8 3/8"	2AWG-250kcmil	1/2"	3/4"

Note: All pipe clamps secure the grounding conductor to the pipe in a parallel or perpendicular manner.



Terminal
HGBKA6U



Terminal
HGBKLU35



Split Bolt Connector
HGBKS22



On-Rail Terminal
HGBKARB

Terminals

Catalog No.	Qty	Minimum	Maximum	Material	Mount Hole Diameter Inches	Recommended Torque in-lb
HGBKA6U	100	14AWG	6AWG	Aluminum	0.25"	45in-lb
HGBBGBL4	100	14AWG	4AWG	Aluminum	0.22"	35in-lb
HGBKLU35	100	14AWG	6AWG	Copper	0.19"	45in-lb
HGBCL501	100	14AWG	4AWG	Copper	0.22"	35in-lb

On-Rail Terminal

Catalog No.	Qty	Minimum	Maximum	Material	Mount Hole Diameter Inches	Hole Spacing
HGBKARB	1	14AWG	2/0	Aluminum	0.31"	0.625"

Split Bolt Connectors

Catalog No.	Qty	STR Min Run and Tap	STR Max Run and Tap	SOL Max Run and Tap	Material	Bolt Size Inches	Length Inches	Recommended Torque, in-lb
HGBKS17	50	8AWG	6AWG	6AWG	Copper	7/16"	1.14"	165in-lb
HGBKS20	50	8AWG	4AWG	4AWG	Copper	1/2"	1.20"	165in-lb
HGBKS22	50	6AWG	3AWG	2AWG	Copper	19/32"	1.50"	275in-lb
HGBKS23	25	6AWG	2AWG	1AWG	Copper	5/8"	1.54"	275in-lb
HGBKS25	25	4AWG	1/0AWG	2/0AWG	Copper	3/4"	1.77"	385in-lb
HGBKS26	10	2AWG	2/0AWG	3/0AWG	Copper	7/8"	1.94"	385in-lb
HGBKS27	10	1AWG	3/0AWG	4/0AWG	Copper	1 1/8"	1.86"	500in-lb
HGBKS29	5	1AWG	250Kcmil	4/0AWG	Copper	1 1/8"	2.07"	650in-lb

Split Bolt Covers

Catalog No.	Qty	Size Minimum	Size Maximum	Color
HGBSC4	1	HGBKS17	HGBKS20	Black
HGBSC2	1	HGBKS22	HGBKS23	Black
HGBSC20	1	HGBKS25	HGBKS26	Black

ShieldBond Connector

Catalog No.	Qty	Description
BC285SB100	100	ShieldBond connector kits for cable jackets. Each kit includes brass screw and nut, (2) retaining washers, (1) gripping. Install tool included.



6-Ton Power Tool
HPAT600LI



9000lb Manual Tool
HMD7



8000lb Manual Tool
HOUR840



12-Ton Power Tool
HPAT750LI

Tools, HW- and HX-Dies

Catalog No.	Description	
HPAT600LI	6-ton automatic compression tool, 18V lithium powered, carrying case, lanyard, (2) lithium batteries, (1) charging station	Uses HW series dies
HMD7	9000lb manual compression tool, built-in BG die, handle length 25"	
HOUR840	8000lb manual compression tool, hand ratcheting forward cycle until max capacity reset, metal carrying case with die holders	Uses HX series dies

Tools, HU-Dies

Catalog No.	Description	
HPAT750LI	12-ton automatic compression tool, 18V lithium powered, carrying case, lanyard, (2) lithium batteries, (1) charging station	Uses HU series dies
HY750CHSXT	12-ton manual hydraulic compression tool, carrying case, handle length 24"	



Manual Compression Tool
HMRC840



Torque Wrench
HBT30150

Integrated Die Tool

Catalog No.	Description
HMRC840	Manual compression tool, dies for 6AWG to 4/0AWG are integrated into the head, color coded dies unlock and can be rotated to lug barrel size; 26" leveraged handles

Torque Wrenches

Catalog No.	Description
HBT30150	30-150in-lb torque wrench, carrying case, certification calibration
HBT150750	150-750in-lb torque wrench, carrying case, certification calibration



HU Series Dies
HU27RT



HW Series Dies
HW5CRT



HX Series Dies
HX5CRT



Integrated Die Tool
HMRC840

Lug Dies for Compression Lugs

Lug Size	HX Series	HW Series	HU Series
6	HX5CRT	HW5CRT	HU5CRT
4	HX4CRT	HW4CRT	HU4CRT
2	HX2CRT	HW2CRT	HU2CRT
1	HX1 CRT	HW1 CRT	HU1 CRT
1/0	HX25RT	HW25RT	HU25RT
2/0	HX26RT	HW26RT	HU26RT
3/0	HX27RT	HW27RT	HU27RT
4/0	-	HW28VT	HU28RT
250	-	HW29VT	HU29RT
300	-	HW30VT	HU30RT
350	-	HW31VT	HU31RT
400	-	HW34VT	HU34RT
500	-	-	HU36RT
750	-	-	HU39RT

Tap Dies for Compression Taps

Die Index	HX Series	HW Series	HU Series
BG	HXBG	HWBG	HUBG
C	-	HWCC	HUC
0	-	HW0	HU0
10	-	HW2CVT	HUC4
12	-	HW25VT	HUC2
13	-	HW26VT	HUC1
14	-	HW27VT	HUC25
15	-	HW28VT	HUC26
16	-	HW29VT	-
1105	-	-	HU1105
1104	-	-	HU1104
654	-	-	HU654
997	-	-	HU997



HWDIETREE



HWDIECASE

Die Tree

Catalog No.	For Use With	Holds
HWDIETREE	HW and HX dies*	6 sets

*Dies not included

Die Cases

Catalog No.	For Use With	Holds
HWDIECASE	HW and HX dies*	12 sets
HUDECASE	HU dies*	15 sets

*Dies not included




ESD Port Kit
HGBESDKT10



Metal Bracelet
HGBESDBM



Braided Jumper
HGBBD12



Wall Mount Ground Kit
REKGB

METAL | GROUNDING AND BONDING

Installation Accessories

Catalog No.	Qty	Description
HGBESDKT10	10	ESD port for 4mm banana plug; 0.5oz Penetrox™; ESD Label; (2) #12-24 TFS; (2) M6 stainless TFS
HGB25CNWH	50	1/4" belleville washer
HGB38CNWH	50	3/8" belleville washer
HGB1224ST	50	#12-24 x 3/4" stainless steel screws
HGBM6ST	50	M6 x 16mm stainless steel screws
HGBESDLBL	25	ESD label
HGBGNDLBL	25	Ground label
HGRKTLBL	25	Ground wire label

Catalog No.	Qty	Description
HGBESDBC	1	ESD cloth bracelet; 6ft cord; 4mm banana plug
HGBESDBM	1	ESD metal bracelet; 6ft cord; 4mm banana plug
HGB025DBS	1	3/16" drill bit for steel material and 1/4" thread forming screw
HGBCWB2	1	Wire brush for power drill
HGB24AP	6	2" x 4" abrasive pad
HGBP8A	1	8oz bottle Penetrox™
HPNEA0550	50	0.5oz tube Penetrox™
HGB25PPW	50	Serrated paint piercing washer


Braided Jumper

Catalog No.	Qty	Length Inches (mm)	Width Inches (mm)	Hole Size Inches	Hole Spacing Inches (mm)
HGBBD6S10	10	6" (152)	0.5" (13)	1/4"	-
HGBBD9S10	10	9" (229)	0.5" (13)	1/4"	-
HGBBD8	1	8" (203)	0.94" (24)	3/8"	1.0" (25)
HGBBD12	1	12" (305)	0.94" (24)	3/8"	1.25" (32)
HGBBD18	1	18" (457)	0.94" (24)	3/8"	1.25" (32)
HGBBD24	1	24" (610)	0.94" (24)	3/8"	1.25" (32)

QUADCAB® Wall Mount Cabinet Ground Kit

Catalog No.	Description
REKGB	Ground bar with (6) 1/4"-20 male studs; (2) 1/4"-20 carriage bolts and isolating hardware; (2) ground straps; (6) 1/4"-20 nuts with star washers

Penetrox™ is a trademark of Burndy Corporation.



Conductor Bracket
HGBTEBCBRKL10




Halo Bracket
HGBSETH

Installation Accessories

Catalog No.	Qty	Description
HGBTEBCBRKL10	10	TEBC bracket for ladder rack, aluminum painted black
HGBTEBCBRKW10	10	TEBC bracket for wire tray, aluminum painted black
HGBTEBCBRKR	1	TEBC bracket for extruded aluminum tray with standoff insulators, made of stainless steel, (4) cable holders
HGBVRBKT	2	Off rail bracket for vertical RGB

Insulated Halo Bracket

Catalog No.	Qty	Description
HGBSETH	1	Stainless steel bracket, insulator, UV Rated cable holding clips for 0.25", 0.31", 0.38", 0.50", 0.56", 0.75" and 0.88" cables



Ladder Tray Kits
HGRKTKA9KA5
HGRKTKLU9KLU5



Wire Basket Kits
HGRKTWC45
HGRKTWB5

Ladder Tray Bonding Jumper Kits

Catalog No.	Connector	Description
HGRKTKA9KA5	Parallel Aluminum	Includes: (10) connectors; (5) 6AWG conductors 9"; (10) hardware for securing; labels for each conductor
HGRKTKLU9KLU5	Standoff Copper	

Basket Tray Bonding Jumper Kits

Catalog No.	Connector	Description
HGRKTWC45	C-Tap (Requires BG die)	Includes: (10) connectors; (5) 6AWG conductors 9"; labels for each conductor
HGRKTWB5	Split Bolt	



METAL | Power Distribution

Hubbell has developed a family of high performance power distribution units (PDUs) for use in data centers, telecommunication rooms and remote equipment enclosures. Hubbell PDUs are manufactured in a wide variety of horizontal and vertical configurations such as: metered and unmetered, with or without surge protection, power load, receptacle count and receptacle configurations. Each PDU is 100% tested and inspected to assure reliable, conditioned power to the active electronics.





METAL | Power Distribution

Vertical Power Strips	Q3
Horizontal Power Strips, Rack Mount	Q4
Advanced Power Strips, NEMA.....	Q5
Advanced Power Strips, IEC and Specialty.....	Q6





Specifications

- Housing material: cold-rolled steel
- Housing finish: black powder coat
- AC voltage: 120V or 250V
- Current rating: 15A, 20A, 30A or 60A
- Outlets: NEMA 5-15R or 5-20R or IEC C-13 or C-19
- Input plug cord: 10' cable with NEMA plug, IEC 320 C-20 inlet, or 60A IEC 309 plug
- Surge protection:
 - Protection modes: L-N, L-G, N-G
 - Joule rating: 720

Power Strips, Vertical Mount

Includes: (1) strip, (1) kit mounting hardware, universal mounting brackets

Electrical Specification	Receptacle Type	Outlets Front	Plug Type	No. of Circuits	Surge Protected	Switch	Current Monitor	Catalog No.
15A-120V	NEMA 5-15R	10	NEMA 5-15P	1	No	No	No	PR104
20A-120V	NEMA 5-20R	10	NEMA 5-20P	1	No	No	No	PR10420
15A-120V	NEMA 5-15R	20	NEMA 5-15P	1	No	No	No	PR206
20A-120V	NEMA 5-20R	20	NEMA 5-20P	1	No	No	No	PR20620
20A-120V	NEMA 5-20R	20	NEMA 5-20P	1	No	No	No	PR20620TL¹
20A-120V	NEMA 5-20R	20	NEMA 5-20P	1	No	Yes	Yes	PR20820DRTL²
30A-120V	NEMA 5-20R	20	NEMA L5-30P	1	No	No	No	PR20830
20/16A/circuit 120V	NEMA 5-20R	20	NEMA 5-20P	2	No	No	No	PR20820A³
20/16A-120/250V	IEC 320C-13	20	IEC 320 C20	1	No	No	No	PR20820I⁴
30/24A-250V	IEC 320C-13	24	NEMA L6-30P	1	No	No	No	PR24

¹PR20620TL includes a Twist-Lock® plug.

²PR20820DRTL features a digital current meter and a 20A Twist-Lock® plug.

³PR20820A features (2) 20A circuits each fed by 10' cable with NEMA 5-20 plug.

⁴PR20820I includes an IEC 320 (C-20) inlet for power input.

Mounting Brackets for Vertical Power Strips

Description	Catalog No.
L-brackets: turned in for rack/rail mounting; turned out to extend mounting options an additional 8 inches	PRSLB4
For left, right, front or back rail mounting; may be installed in conjunction with other equipment mounted in the same "U" space	PREZB



MCCPSS19TS



HPWPWR



PR10720

Specifications

- Housing material: cold-rolled steel
- Housing finish: black powder coat
- AC voltage: 120V or 250V
- Current rating: 15A, 20A, 30A or 60A
- Outlets: NEMA 5-15R or 5-20R or IEC C-13 or C-19
- Input plug cord: 10' cable with NEMA plug, IEC 320 C-20 inlet, or 60A IEC 309 plug
- Surge protection:
 - Protection modes: L-N, L-G, N-G
 - Joule rating: 720

Power Strips, Horizontal

Includes: (1) strip, (1) kit mounting hardware

Electrical Specification	Receptacle Type	Outlets		Mounting Style	Surge Protected	Transformer Spaced	Switch	Current Monitor	Catalog No.
		Front	Rear						
15A-120V	NEMA 5-15R	0	10	Flush	No	No	Yes	No	HPWPWR
15A-120V	NEMA 5-15R	0	10	Flush	Yes	No	Yes	No	MCCPSS19
15A-120V	NEMA 5-15R	4	4	Recess	Yes	Yes	No	No	MCCPSS19TS
20A-120V	NEMA 5-20R	0	10	Flush	No	No	No	No	PR10120
20/16A, 120/250V	IEC 320C-13	10	0	Flush	No	No	No	No	PR10720¹
15A-120V	NEMA 5-15R	0	6	Flush	No	No	No	No	PR0615
20A-120V	NEMA 5-20R	0	10	Flush	No	No	Yes	Yes	PR1020
60A-250V	IEC 320C-19	0	3	Adjustable	No	N/A	CB/Switch	No	PR0360²

¹PR10720 includes an IEC 320 (C-20) inlet for power input. Vertical mount brackets are also included.

²PR0360 features 10' cable with IEC 60A 2P/3W plug.

Mounting Brackets for Horizontal Power Strips

Description	Catalog No.
Adjustable mount brackets; allows numerous recess or flush mount options	PRAMB
Panel mount brackets; ideal for zero "U" mounting applications; effectively allows the unit to be hung from a cross beam or flat surface	PRPMB

Type	Catalog No.	Integral Fixed Brackets	Pre-Assembled Brackets Included	Optional Brackets Available
19" Rack Mount	HPWPWR	Flush Mount	N/A	N/A
	MCCPSS19			
	PR10120			
	PR0615			
	PR1020			
	MCCPSS19TS	N/A	Recess Mount	PRAMB PRPMB
	PR10720	N/A	Flush Mount and PRSLB4	PREZB
	PR0360	N/A	PRAMB	PRPMB



PRRMLM203PYN2T4

PRRMLM603PDC2PSB

PRRMLM1203PDN4NOB

Specifications

- Housing material: cold-rolled steel
- Housing finish: durable, black powder coat
- FCC Part 15, Class A conformance
- Web based GUI
- SNMP v1
- AC voltage: 125, 250, 120/208
- Current rating: 20, 30, 60, 80, 120A
- Phase: single, 3~ WYE, 3~ DELTA
- Frequency: 50/60Hz
- Input plug type: various, NEMA, straight blade, TWIST-LOCK®, Pin and Sleeve, none (conduit connection access provided)
- Receptacles: various NEMA and IEC

Standards

- UL and cUL Listed 60950

NEMA Receptacles

Electrical Specification (AC Input)	Input Plug Type	Cord Length (Feet)	Receptacle Information	Maximum Output per Receptacle	Circuit Breaker	Switch	Brackets	Dim. LxWxD (Inches)	Catalog No.
20A/125V	NEMA 5-20P	10	(24) NEMA 5-20R	125V, 20A	No	No	66" full length	66.25 x 2 x 2	PRRMLM20125N1P1
30A/125V	NEMA L5-30P ¹	10	(24) NEMA 5-20R	125V, 20A	Yes	Integral to Breaker	Tool less and 66" full length	66.25 x 2 x 3.5 ²	PRRMLM30125N1T1B
20A/250V	NEMA L6-20P ¹	10	(24) NEMA 6-20R	250V, 20A	No	No	66" full length	66.25 x 2 x 2	PRRMLM20250N2T2
30A/250V	NEMA L6-30P ¹	10	(24) NEMA 6-20R	250V, 20A	Yes	Integral to Breaker	Tool less and 66" full length	66.25 x 2 x 3.5 ²	PRRMLM30250N2T3B
20A/120V-208V ³	NEMA L21-20P ¹	10	(24) NEMA 5-20R and (6) NEMA L6-20R	120V, 20A for 5-20R; 208V, 20A for L6-20R	No	No	66" full length	66.25 x 2 x 2	PRRMLM203PYN1N3T4
30A/120V-208V ³	NEMA L21-30P ¹	6	(6) NEMA 5-20R and (6) NEMA L6-30R	120V, 20A for 5-20R; 250V, 30A for L6-30R	Yes	Integral to Breaker	Tool less and 66" full length	66.25 x 2 x 3.5 ²	PR3PWYERPMONLCN66T

¹TWIST-LOCK®

²1.44" of 3.5" is for the breaker area

³3-Phase WYE

IEC Receptacles

Electrical Specification (AC Input)	Input Plug Type	Cord Length (Feet)	Receptacle Information	Maximum Output per Receptacle	Circuit Breaker	Switch	Brackets	Dim. LxWxD (Inches)	Catalog No.
20A/125V	NEMA 5-20P	10	(24) IEC C-13 (banks of 4) and IEC C-19	125V, 15A per IEC C-13 receptacle bank; 125V, 20A for IEC C-19	No	No	66" full length	66.25 x 2 x 2	PRRMLM20125C1C3P1
30A/125V	NEMA L5-30P ¹	10	(24) IEC C-13 and (6) IEC C-19	125V, 15A per IEC C-13 receptacle bank; 125V, 20A for IEC C-19	Yes	Integral to Breaker	Tool less and 66" full length	66.25 x 2 x 3.5 ²	PRRMLM30125C1C3T1B
20A/250V	NEMA 6-20P	10	(24) IEC C-13 and (6) IEC C-19	250V, 15A per IEC C-13 receptacle bank; 125V, 20A for IEC C-19	No	No	66" full length	66.25 x 2 x 2	PRRMLM20250C1C3P2
30A/250V	NEMA L6-30P ¹	10	(24) IEC C-13 and (6) IEC C-19	250V, 15A per IEC C-13 receptacle bank; 125V, 20A for IEC C-19	Yes	Integral to Breaker	Tool less and 66" full length	66.25 x 2 x 3.5 ²	PRRMLM30250C1C3T3B
30A/120V-208V ³	NEMA L21-30P ¹	10	(24) IEC C-13 and (6) IEC C-19	208V, 15A per IEC C-13 receptacle bank; 208V, 20A for IEC C-19	Yes	Integral to Breaker	Tool less and 66" full length	66.25 x 2 x 3.5 ²	PRRMLM303PYC1C3T5B
60A/250V ⁴	IEC 60309 Pin/Sleeve, 60A/250V, 3P/4W, Watertight	5	(12) IEC C-19	250V, 12A	Yes	Integral to Breaker	Tool less and 66" full length	66.25 x 2.3 x 3.45	PRRMLM603PDC2PSB

Specialty Power Strips

Electrical Specification (AC Input)	Input Plug Type	Cord Length (Feet)	Receptacle Information	Maximum Output per Receptacle	Circuit Breaker	Switch	Brackets	Dim. LxWxD (Inches)	Catalog No.
20A/120V-208V ¹	NEMA L21-20P ²	10	(12) IEC C-13 and (6) NEMA 5-20R	208V, 15A for IEC C-13; 120V, 15A for 5-20R	No	No	70" full length	70 x 2 x 2	PRRMLM7203PYC2N5T4³
30A/120V-208V ¹	NEMA L21-30P ²	10	(24) IEC C-13 and (3) IEC C-19 and (6) NEMA 5-20R	208V, 15A per IEC C-13 receptacle bank; 208V, 20A for IEC C-19; 120V/20A for NEMA 5-20R	Yes	Integral to Breaker	Tool less and 66" full length	66.25 x 2 x 3.5 ⁴	PRRMLM303PYCCNT5B
120A/250V ⁵	None ⁶	N/A	12 NEMA L15-30R	30A 3-Phase	Yes	Integral to Breaker	Tool less	66.25 x 3.5 x 3.5	PRRMLM1203PDN4NOB

¹3-Phase WYE

²TWIST-LOCK[®]

³This is a 70" vertical mount unit

⁴1.44" of 3.5" is for the breaker area

⁵3-Phase DELTA

⁶Conduit connection access



DELIVERY

Hubbell's innovative delivery solutions provide customers with the flexibility to create personalized solutions for the most demanding multi-service applications. Hubbell delivers a consistent, aesthetic and functional solution for floor, wall, furniture, surface or ceiling applications. Just add an audio/video, data, power or voice connector and the delivery solution maintains a perfect and complimentary look.





DELIVERY

DELIVERY

Hubbell SystemOne Recessed Concrete Floor Boxes.....	R3
Hubbell SystemOne 2-Gang Recessed Floor Boxes and Covers	R7
Hubbell SystemOne 4-Gang Recessed Floor Boxes and Covers	R8
Hubbell SystemOne 6-Gang Recessed Floor Boxes and Covers	R9
Hubbell SystemOne 2-, 4- and 6-Gang Plates and Accessories.....	R10
Hubbell SystemOne 10-Gang Recessed Floor Boxes and Covers	R11
Hubbell SystemOne 10-Gang Plates and Accessories.....	R12
Hubbell SystemOne Floor Boxes	R13
Hubbell SystemOne Sub-Plates	R15
Recessed 7- and 11-Gang Concrete Floor Boxes	R16
Furniture and Work Surface Connectivity Boxes	R17
Large Capacity and Gangable AV Wall Boxes.....	R22
Recessed AV In-Wall Enclosures and Ceiling Enclosures.....	R23
Hubbell SystemOne Recessed Fire-Rated Poke-Throughs	R24
Ordering SystemOne Recessed Fire-Rated Poke-Throughs	R25
Hubbell SystemOne 8" Recessed Fire-Rated Poke-Throughs.....	R26
Hubbell SystemOne 8" Recessed Sub-Plates	R27
Hubbell SystemOne 6" Recessed Fire-Rated Poke-Throughs.....	R28
Hubbell SystemOne 6" Recessed Sub-Plates	R29
Hubbell SystemOne 8" Recessed Kits.....	R30
Hubbell SystemOne 6" Recessed Kits.....	R31
Hubbell SystemOne 4" One-Piece Poke-Throughs	R32
Hubbell SystemOne 4" Through Floor Fittings.....	R34
Hubbell SystemOne 4" Sub-Plates.....	R35
Hubbell SystemOne 4" Configuration Chart	R36
JLOAD® Multimedia Outlet.....	R37
Aluminum Service Poles.....	R38
Custom Service Pole Configurations	R39





The family of Hubbell SystemOne floorboxes has been expanded to provide industry leading flexibility while accommodating an extensive range of applications. Hubbell SystemOne is constructed to give customers the ability to create personal solutions for their most demanding, power, data and AV requirements.

Hubbell SystemOne Recessed Floor Box Applications



2-Gang Recessed

The Hubbell SystemOne 2-gang recessed concrete floor box offers eight styles, satisfying the requirements of almost any commercial building application. Rectangular or round covers, as well as furniture feed covers, are available in a variety of finishes to blend with any existing or new décor. A parallel-device layout reduces plug interference, maximizing functionality and performance.



4-Gang Recessed

Similar to the 2-gang Recessed Concrete Floor Box, Hubbell's SystemOne 4-gang recessed concrete floor box is available with rectangular or round covers. Ten different styles make it possible to meet the electrical requirements of most commercial projects—new construction or renovation. The parallel device layout maximizes functionality which can be limited when devices are mounted 90° from one another.



6-Gang Recessed

Increased power, data, and AV capacity is what the Hubbell SystemOne 6-gang recessed concrete floor box was designed to handle. Four styles allow the floor box to work within almost any commercial application to enhance connectivity. Rectangular and round covers are available in a variety of finishes that work with any aesthetic or finish.



10-Gang Recessed

With maximum capacity in a small footprint, the 10-gang box provides a uniform look with rectangular or round covers that are available in several finishes to complement existing décor. Electrical devices are mounted vertically and are mounted to the plate prior to securing it to the box. Two inch knockouts are designed into each box allowing for simple installation of AV cables with pre-connectorized heads and specific bend radius requirements.

Cover

- 180° cover opening
- Two large cable egress doors
- Listed to UL 514A and UL scrub water compliant
- Die cast aluminum cover construction
- Available in round, rectangular and furniture feed styles
- All covers are ADA compliant
- Post pour adjustment

Box

- 16 gauge galvanized sheet metal and cast iron construction
- Optional fusion-bonded, green epoxy paint for on-grade use
- 6" solid conductor ground pigtail in each gang
- 3" deep version accepts adapter (CFBHUB2) for 2" conduit
- Pre pour adjustment
- Meets UL 514A requirements and are UL scrub water compliant
- Patent pending, labor saving, easy mount device plates



CR version is coated with fusion-bonded epoxy paint to help prevent corrosion and intended for on-grade use.

The Family Look

Hubbell SystemOne recessed floor box line offers a common look regardless of capacity or installation. This simple concept ensures a consistent look throughout a building with rectangular or round covers. Round covers lend themselves to multi-story buildings, also using fire-rated poke-through devices.



A | Covers

All SystemOne covers are ADA compliant. The doors open to 180° for maximum access. Cables and plugs are protected by recessed connections.



C | Easy Mount Device Plates

The Easy Mount device plates allow for a device to be mounted to the plate and wired outside of the floor box. The device and plate assembly are then easily installed and secured with one stud that locates the plate and one screw to secure it.

This patent pending device fastening method maximizes efficiency while reducing install time and comes standard with all device plates for 2-, 4- and 6-gang boxes.



B | One Screw, Three Fasteners

Pre-wired duplex or Style Line® receptacles with 8" stranded leads are installed into plates to allow for even more labor savings.



To assist with the floor box selection process, please have the following information available:

Electrical Requirements	Application	Cover Style
Power (each electrical device requires one gang) Data/AV (consult manufacturers' specification for size/volume requirements), number required Add up total number to determine needed capacity. If necessary capacity is not shown, round up to next size. Example: 9-gang rounds up to a 10-gang floor box	Above-grade (AG) On-grade (OG) Minimum concrete pour depth	Round Rectangular

Once this information is gathered, start with Capacity below:

- 1 Capacity: select necessary box
- 2 Application: select the concrete pour depth and on-grade or above-grade application
- 3 Cover style: select round or rectangular cover
- 4 Locate intersecting point of all three categories and move to right to select the appropriate catalog number

		Application/Minimum Pour Depth 2															
		2 1/2"		3"		3 1/4"		3 3/4"		5 1/2"		6 1/4"					
		AG	OG	AG	OG	AG	OG	AG	OG	AG	OG	AG	OG				
Electrical Requirements - Capacity 1	2-Gang		•													CFB2G25	
					•												CFB2G25CR
						•											CFB2G30
							•										CFB2G30CR
								•									CFB2G25R
									•								CFB2G25RCR
										•							CFB2G30R
											•						CFB2G30RCR
	4-Gang		•														CFB4G25
				•													CFB4G25CR
					•												CFB4G30
						•											CFB4G30CR
						•										CFB4G25R	
							•									CFB4G25RCR	
								•								CFB4G30R	
									•							CFB4G30RCR	
6-Gang				•												CFB6G30	
					•											CFB6G30CR	
							•									CFB6G30R	
								•								CFB6G30RCR	
10-Gang									•							CFB10G55	
										•						CFB10G55CR	
												•				CFB10G55R	
													•			CFB10G55RCR	
		Rectangular	Rectangular	Round	Round	Rectangular	Round										
		Cover Style 3															

Select Appropriate Catalog No. 4

Benefits and Enhancements

Safety

- Flush flange available for tile, finished concrete or terrazzo
- Surface flange available for carpeted floors with 0.15in rise meets ADA requirements
- Hideaway egress doors fold under cover while in use
- 180° opening of main door

Functionality

- Cables and connections are protected by recessed functionality
- Open architecture sub-plate design
- Common door layout regardless of flange for harmonized look
- Meets UL 514A scrub water requirements with ScrubShield® technology
- Easy selection with common look for all floor types

Value

- Enhance building décor with numerous finishes
- Increase durability and longevity with cast aluminum covers

Online Resources

- BIM models, customer drawings and technical specifications are available on www.hubbell-wiring.com



Concrete Pour Pocket Cap

This factory-installed, field-removable pour pocket cap provides a pocket in the final floor to accept the covers intended for terrazzo, tile, or finished concrete floor. The cap may not be used for carpet, wood or engineered floors.



2" Conduit Ready

To meet expanding AV and data needs, the Hubbell SystemOne Recessed Floor Box line readily accepts 2" conduits with the use of a 2" threaded conduit hub. The offset design allows for less conduit lifting while threading and the hub mounting holes are asymmetrical for installation efficiency.



Corrosion Resistant Epoxy Paint

Intended for on-grade use, the CR version is coated with fusion-bonded epoxy paint to help prevent corrosion.





DELIVERY

Dimensions Inches (mm)

Style	Rectangular Cover		Round Cover	
Box Type				
Standard On-grade (Corrosion-Resistant)	CFB2G30 CFB2G30CR	CFB2G25 CFB2G25CR	CFB2G30R CFB2G30RCR	CFB2G25R CFB2G25RCR
Recommended Pour Depth	3.50" (88.9)	3.00" (76.2)	3.75" (95.3)	3.25" (82.6)
Minimum Depth of Pour	3.00" (76.2)	2.50" (63.5)	3.75" (95.3)	3.25" (82.6)
Adjustability	Fully	Fully	Fully	Fully
Cubic Inch (cm ³) Capacity per Gang	35in ³ (570cm ³)	30in ³ (490cm ³)	35in ³ (570cm ³)	30in ³ (490cm ³)
Dimensions – A	2.97" (75.3)	2.41" (61.1)	–	–
Dimensions – B	6.62" (168.2)	6.62" (168.2)	7.32" (185.9)	7.32" (185.9)
Dimensions – C	13.79" (350.3)	13.79" (350.3)	13.79" (350.3)	13.79" (350.3)
Dimensions – D	–	–	6.37" (161.7) TYP.	6.37" (161.7) TYP.
Dimensions – E	3.50" (88.9)	3.00" (76.2)	3.75" (95.3)	3.25" (82.6)
KO Trade Size:	Front & Back Sides Bottom	(1) 1/2", 3/4" (1) 3/4", 1", 1 1/4" hub plate (2) 1/2", 3/4", 1" (4) 1/2", 3/4", 1"	(1) 1/2", 3/4", 1" (2) 1/2", 3/4", 1" (4) 1/2", 3/4", 1"	(1) 1/2", 3/4", 1" (2) 1/2", 3/4", 1" (4) 1/2", 3/4", 1"
Cover Family	Rectangular	Rectangular	Round	Round
Concrete Cover Included	✓	✓	✓	✓
2" Hub Compatible	✓	–	✓	–



Rectangular Surface Cover
24GCCVRBK



Rectangular Furniture Feed
2GCFFCVRBRZ



Rectangular Flush
24GTCVRALU



Round Flush Surface
CFBS1R6CVRALU



Round Furniture Feed
CFBS1R6FFCVRBLK

Rectangular Covers

- Compatible with CFB2G25, CFB2G25CR, CFB2G30 and CFB2G30CR
- Two large cable egress doors and access 180° opening
- Maximum static load of 800lb with 2x safety factor*
- Surface style typical applications: carpet, VCT
- Flush style typical applications: tile, finished concrete and terrazzo floors

Finish	Cover dimensions 11 1/16" x 7 3/16"			Cover dimensions 10 1/16" x 6 3/16"		
	Surface	Surface with Insert	Furniture Feed (1" and 2" Plugs)	Flush	Flush with Insert	Furniture Feed (1" and 2" Plugs)
Aluminum Powder Coated	24GCCVRALU	24GCCVRALUC	2GCFFCVRALU	24GTCVRALU	24GTCVRALUC	2GTFFCVRALU
Black Powder Coated	24GCCVRBK	24GCCVRBKC	2GCFFCVRBK	24GTCVRBK	24GTCVRBKC	2GTFFCVRBK
Brass Powder Coated	24GCCVRBRS	24GCCVRBRSC	2GCFFCVRBRS	24GTCVRBRS	24GTCVRBRSC	2GTFFCVRBRS
Bronze Powder Coated	24GCCVRBRZ	24GCCVRBRZC	2GCFFCVRBRZ	24GTCVRBRZ	24GTCVRBRZC	2GTFFCVRBRZ
Satin Nickel Powder Coated	24GCCVRNK	24GCCVRNKC	2GCFFCVRNK	24GTCVRNK	24GTCVRNKC	2GTFFCVRNK

Round Covers

- Compatible with CFB2G25R, CFB2G25RCR, CFB2G30R and CFB2G30RCR
- Cover has a 7 1/2" outer diameter and two large cable egress doors and access 180° opening
- Maximum static load of 1000lb with 2x safety factor*

Finish	Flush Surface	Furniture Feed (3/4" and 2" Plugs)
Brushed Aluminum	CFBS1R6CVRALU	CFBS1R6FFCVRALU
Black Powder Coated	CFBS1R6CVRBLK	CFBS1R6FFCVRBLK
Brass Plated	CFBS1R6CVRBRS	CFBS1R6FFCVRBRS
Bronze Plated	CFBS1R6CVRBRZ	CFBS1R6FFCVRBRZ
Satin Nickel Plated	CFBS1R6CVRNKL	CFBS1R6FFCVRNKL

*Load applied through a 3" (76mm) mandrel in center of the cover.

ScrubShield
Complies with UL514 A & C

Dimensions Inches (mm)

Style	Rectangular Cover		Round Cover		Cast Iron	
Box Type						
Standard On-grade (Corrosion-Resistant) Cast Iron	CFB4G30 CFB4G30CR	CFB4G25 CFB4G25CR	CFB4G30R CFB4G30RCR	CFB4G25R CFB4G25RCR	- CFB4G30CI	- CFB4G30RCI
Recommended Pour Depth	3.50" (88.9)	3.00" (76.2)	3.75" (95.3)	3.25" (82.6)	4.25" (108.0)	4.00" (101.6)
Min. Depth of Pour	3.00" (76.2)	2.50" (63.5)	3.75" (95.3)	3.25" (82.6)	3.75" (95.3)	4.00" (101.6)
Adjustability	Fully	Fully	Fully	Fully	Fully	
Cubic Inch (cm ³) Capacity per Gang	32.5in ³ (530cm ³)	26.5in ³ (430cm ³)	32.5in ³ (530cm ³)	26.5in ³ (430cm ³)	32.5in ³ (430cm ³)	
Dimensions – A	3.46" (87.8)	2.96" (75.1)	-	-	3.20" (81.3)	-
Dimensions – B	12.08" (306.8)	12.08" (306.8)	12.08" (306.8)	12.08" (306.8)	13.19" (335.1)	13.19" (335.1)
Dimensions – C	11.20" (284.5)	11.20" (284.5)	11.20" (284.5)	11.20" (284.5)	11.44" (290.5)	11.44" (290.5)
Dimensions – D	-	-	8.37" (212.5) TYP.	8.37" (212.5) TYP.	-	8.37" (212.5) TYP.
Dimensions – E	3.50" (88.9)	3.00" (76.2)	3.75" (95.3)	3.25" (82.6)	3.68" (93.3)	4.00" (101.6)
KO Trade Size:	Front & Back Sides Bottom	(2) 3/4", 1", 1 1/4" (2) 1/2", 3/4", 1" (4) 1/2", 3/4", 1"	(2) 1/2", 3/4", 1" (2) 1/2", 3/4", 1" (4) 1/2", 3/4", 1"	(2) 3/4", 1", 1 1/4" (2) 1/2", 3/4", 1" (4) 1/2", 3/4", 1"	(4) 1 1/2" NPT Thread (4) 3/4" NPT Thread	
Cover Family	Rectangular	Rectangular	Round	Round	Rectangular	Round
Concrete Cover Included	✓	✓	✓	✓	✓	✓
2" Hub Compatible	✓	-	✓	-	-	-



Rectangular Surface Cover
24GCCVRBRZ



Surface Cover with Insert
24GCCVRBKC



Rectangular Flush Cover
24GTCVRLU



Flush Cover with Insert
24GTCVRBRSC



Round Flush Surface Cover
CFB51R8CVRNKL

Rectangular Covers

- Compatible with CFB4G25, CFB4G25RCR, CFB4G30 and CFB4G30CR
- Two large cable egress doors and access 180° opening
- Maximum static load of 800lb with 2x safety factor*
- Surface style typical applications: carpet, VCT
- Flush style typical applications: tile, finished concrete and terrazzo floors

Finish	Cover dimensions 11 1/16" x 7 3/16"		Cover dimensions 10 1/16" x 6 3/16"	
	Surface	Surface with Insert	Flush	Flush with Insert
Aluminum Powder Coated	24GCCVRLU	24GCCVRLUC	24GTCVRLU	24GTCVRLUC
Black Powder Coated	24GCCVRBK	24GCCVRBKC	24GTCVRBK	24GTCVRBKC
Brass Powder Coated	24GCCVRBRS	24GCCVRBRSC	24GTCVRBRS	24GTCVRBRSC
Bronze Powder Coated	24GCCVRBRZ	24GCCVRBRZC	24GTCVRBRZ	24GTCVRBRZC
Satin Nickel Powder Coated	24GCCVRNK	24GCCVRNKC	24GTCVRNK	24GTCVRNKC

Round Covers

- Compatible with CFB4G25R, CFB4G25RCR, CFB4G30R, CFB4G30RCR and CFB4G30RCI
- Cover has a 9 1/2" outer diameter and two large cable egress doors and access 180° opening
- Maximum static load of 1000lb with 2x safety factor*

Finish	Flush Surface
Brushed Aluminum	CFB51R8CVRALU
Black Powder Coated	CFB51R8CVRBLK
Brass Plated	CFB51R8CVRBRS
Bronze Plated	CFB51R8CVRBRZ
Satin Nickel Plated	CFB51R8CVRNKL

*Load applied through a 3" (76mm) mandrel in center of the cover.



DELIVERY

Dimensions Inches (mm)

Style	Rectangular Cover		Round Cover	
Box Type				
Standard On-grade (Corrosion-Resistant)	CFB6G30	CFB6G30CR	CFB6G30R	CFB6G30RCR
Recommended Pour Depth	3.50" (88.9)	3.50" (88.9)	3.75" (95.3)	3.75" (95.3)
Min. Depth of Pour	3.00" (76.2)	3.00" (76.2)	3.75" (95.3)	3.75" (95.3)
Adjustability	Fully	Fully	Fully	Fully
Cubic Inch (cm ³) Capacity per Gang	(4) 33in ³ and (2) 89in ³ (435cm ³ /1450cm ³)	(4) 33in ³ and (2) 89in ³ (435cm ³ /1450cm ³)	(4) 33in ³ and (2) 89in ³ (435cm ³ /1450cm ³)	(4) 33in ³ and (2) 89in ³ (435cm ³ /1450cm ³)
Dimensions – A	3.00" (76.2)	3.00" (76.2)	–	–
Dimensions – B	17.45" (443.2)	17.45" (443.2)	17.45" (443.2)	17.45" (443.2)
Dimensions – C	11.60" (294.5)	11.60" (294.5)	11.60" (294.5)	11.60" (294.5)
Dimensions – D	–	–	8.37" (212.5) TYP.	8.37" (212.5) TYP.
Dimensions – E	3.46" (87.8)	3.46" (87.8)	3.75" (95.3)	3.75" (95.3)
KO Trade Size:	Front & Back (2) 3/4", 1", 1 1/4", 1 1/2" Sides (4) 3/4", 1", 1 1/4", 1 1/4" hub plate Bottom (4) 3/4", 1", 1 1/4", 1 1/2" (4) 1/2", 3/4"	(2) 3/4", 1", 1 1/4", 1 1/2" (4) 3/4", 1", 1 1/4" hub plate (4) 3/4", 1", 1 1/4", 1 1/2" (4) 1/2", 3/4"	(2) 3/4", 1", 1 1/4", 1 1/2" (4) 3/4", 1", 1 1/4" hub plate (4) 3/4", 1", 1 1/4", 1 1/2" (4) 1/2", 3/4"	(2) 3/4", 1", 1 1/4", 1 1/2" (4) 3/4", 1", 1 1/4" hub plate (4) 3/4", 1", 1 1/4", 1 1/2" (4) 1/2", 3/4"
Cover Family	Rectangular	Rectangular	Round	Round
Concrete Cover Included	✓	✓	✓	✓
2" Hub Compatible	✓	✓	✓	✓



Rectangular Surface Cover
610GCCVRALU



Surface Cover with Insert
610GCCVRBKC



Rectangular Flush Cover
610GTCVRBRS



Flush Cover with Insert
610GTCVRBRZC



Round Surface Cover
CFBS1R8CVRBRS

Rectangular Covers

- Compatible with CFB6G30 and CFB6G30CR
- Two large cable egress doors and access 180° opening
- Maximum static load of 1500lb with 2x safety factor*
- Surface style typical applications: carpet, VCT
- Flush style typical applications: tile, finished concrete and terrazzo floors

Finish	Cover dimensions 11 1/2" x 10"		Cover dimensions 10 1/2" x 9"	
	Surface	Surface with Insert	Flush	Flush with Insert
Aluminum Powder Coated	610GCCVRALU	610GCCVRALUC	610GTCVRALU	610GTCVRALUC
Black Powder Coated	610GCCVRBK	610GCCVRBKC	610GTCVRBK	610GTCVRBKC
Brass Powder Coated	610GCCVRBRS	610GCCVRBRSC	610GTCVRBRS	610GTCVRBRSC
Bronze Powder Coated	610GCCVRBRZ	610GCCVRBRZC	610GTCVRBRZ	610GTCVRBRZC
Satin Nickel Powder Coated	610GCCVRNK	610GCCVRNKC	610GTCVRNK	610GTCVRNKC

Round Covers

- Compatible with CFB6G30R and CFB6G30RCR
- Two large cable egress doors and access 180° opening
- Maximum static load of 1000lb with 2x safety factor*

Finish	Surface
Brushed Aluminum	CFBS1R8CVRALU
Black Powder Coated	CFBS1R8CVRBLK
Brass Plated	CFBS1R8CVRBRS
Bronze Plated	CFBS1R8CVRBRZ
Satin Nickel Plated	CFBS1R8CVRNKL

*Load applied through a 3" (76mm) mandrel in center of the cover.



Plates for use in 2-, 4- and 6-Gang Floor Boxes

- UL 514A listed

Plate Style	(1) Decorator Opening	(1) Duplex Opening	(2) Extron® MAAP Openings	(2) Extron® Openings
Catalog No.	FBMPREC	FBMPDUP	FBMPMAAP	FBMPAAP
Plate Style	(2) 1U Hubbell iSTATION Openings	(1) 1.5U Hubbell iSTATION Opening	(1) Simplex Opening 1.40" Diameter	(1) Twist-Lock® Opening 1.60" Diameter
Catalog No.	FBMP2IM	FBMP15IM	FBMP139	FBMP156
Plate Style	1-Gang Blank	Cable Feed Through with Bushing	(1) Opening for TracJack® or Series II®	(1) Opening with Hubbell ISF6 Frame for Keystone Jacks
Catalog No.	FBMPBNK	FBMPFT	FBMPTRAC	FBMP6KS
15A Pre-Wired Duplex Plate PWFBMPCR15GRY	20A Pre-Wired Decorator TR PWFBMPDR20GRYTR	Threaded Zinc Hub CFBHUB2	Knock-Out Plate CFBKOPATECR	Wire-Way CFB4WW

Pre-Wired Device Plates

- Reduces wiring and installation times
- 8" stranded leads mounted to the face plate

Description	Type	15A	20A
Duplex, Gray	Standard Tamper-Resistant	PWFBMPCR15GRY PWFBMPCR15GRYTR	PWFBMPCR20GRY PWFBMPCR20GRYTR
Decorator, Gray	Standard Tamper-Resistant	PWFBMPDR15GRY PWFBMPDR15GRYTR	PWFBMPDR20GRY PWFBMPDR20GRYTR

Accessories

Description		Catalog No.
2" threaded zinc hub for use with CFB2G30, CFB4G30 and CFB6G30 series floor boxes; replaces CFBKOPLATE and CFBKOPLATECR		CFBHUB2
Replacement knock-out plate	Standard Epoxy Coating	CFBKOPATE CFBKOPATECR
Finished floor height adjustment ring (increase post pour adjustment); use with CFB51R6 cover series	0 – 1/4" 1/4" – 1/2" 1/2" – 3/4"	CFB6RCVRR1 CFB6RCVRR2 CFB6RCVRR3
Finished floor height adjustment ring (increase post pour adjustment); use with CFB51R8 cover series	0 – 1/4" 1/4" – 1/2" 1/2" – 3/4"	CFB8RCVRR1 CFB8RCVRR2 CFB8RCVRR3
Replacement low voltage divider		CFB46DIV

Extron is a registered trademark of Extron Electronics. Crestron is a registered trademark of Crestron Electronics, Inc. FSR is a registered trademark of FSR Inc. TracJack, Series II and Ortronics are registered trademarks of Ortronics/Legrand.

Complies with UL514 A & C



DELIVERY

Dimensions Inches (mm)

Style	Rectangular Cover		Round Cover	
Box Type				
Standard On-grade	CFB10G55	– CFB10G55CR	CFB10G55R	– CFB10G55RCR
Recommended Pour Depth	6.00" (152.4)	6.00" (152.4)	6.27" (159.3)	6.27" (159.3)
Min. Depth of Pour	5.52" (140.2)	5.52" (140.2)	6.27" (159.3)	6.27" (159.3)
Adjustability	Fully	Fully	Fully	Fully
Cubic Inch (cm ³) Capacity per Gang	33in ³ /89in ³ (435cm ³ /1450cm ³)	33in ³ /89in ³ (435cm ³ /1450cm ³)	33in ³ /89in ³ (435cm ³ /1450cm ³)	33in ³ /89in ³ (435cm ³ /1450cm ³)
Dimensions – A	5.52" (140.2)	5.52" (140.2)	–	–
Dimensions – B	10.96" (278.4)	10.96" (278.4)	10.96" (278.4)	10.96" (278.4)
Dimensions – C	10.96" (278.4)	10.96" (278.4)	10.96" (278.4)	10.96" (278.4)
Dimensions – D	–	–	8.37" (212.5) TYP.	8.37" (212.5) TYP.
Dimensions – E	6.00" (152.4)	6.00" (152.4)	6.25" (158.8)	6.25" (158.8)
KO Trade Size:	Front & Back (1) 1/2", 3/4" (1) 3/4", 1", 1 1/4", 1 1/2" (1) 1", 1 1/4", 1 1/2", 2 Sides (2) 3/4", 1", 1 1/4", 1 1/2" Bottom (2) 1/2", 3/4" (4) 1/2", 3/4", 1", 1 1/4"	(1) 1/2", 3/4" (1) 3/4", 1", 1 1/4", 1 1/2" (1) 1", 1 1/4", 1 1/2", 2 (2) 3/4", 1", 1 1/4", 1 1/2" (2) 1/2", 3/4" (4) 1/2", 3/4", 1", 1 1/4"	(1) 1/2", 3/4" (1) 3/4", 1", 1 1/4", 1 1/2" (1) 1", 1 1/4", 1 1/2", 2 (2) 3/4", 1", 1 1/4", 1 1/2" (2) 1/2", 3/4" (4) 1/2", 3/4", 1", 1 1/4"	(1) 1/2", 3/4" (1) 3/4", 1", 1 1/4", 1 1/2" (1) 1", 1 1/4", 1 1/2", 2 (2) 3/4", 1", 1 1/4", 1 1/2" (2) 1/2", 3/4" (4) 1/2", 3/4", 1", 1 1/4"
Cover Family	Rectangular	Rectangular	Round	Round
Concrete Cover Included	✓	✓	✓	✓
2" Hub Compatible	–	–	–	–



Rectangular Surface Cover
610GCCVBRBS



Surface Cover with Insert
610GCCVRALUC



Rectangular Flush Cover
610GTCVBRNK



Flush Cover with Insert
610GTCVRBKC



Round Surface Cover
CFBS1R8CVRBRZ

Rectangular Covers

- Compatible with CFB10G55 and CFB10G55CR
- Two large cable egress doors and access 180° opening
- Maximum static load of 1500lb with 2x safety factor*
- Surface style typical applications: carpet, VCT
- Flush style typical applications: tile, finished concrete and terrazzo floors

Finish	Cover dimensions 11 1/2" x 10"		Cover dimensions 10 1/2" x 9"	
	Surface	Surface with Insert	Flush	Flush with Insert
Aluminum Powder Coated	610GCCVRALU	610GCCVRALUC	610GTCVRALU	610GTCVRALUC
Black Powder Coated	610GCCVRBK	610GCCVRBKC	610GTCVRBK	610GTCVRBKC
Brass Powder Coated	610GCCVBRBS	610GCCVBRBSC	610GTCVBRBS	610GTCVBRBSC
Bronze Powder Coated	610GCCVBRZ	610GCCVBRZC	610GTCVBRZ	610GTCVBRZC
Satin Nickel Powder Coated	610GCCVRNK	610GCCVRNK	610GTCVRNK	610GTCVRNK

Round Covers

- Compatible with CFB10G55R and CFB10G55RCR
- Two large cable egress doors and access 180° opening
- Maximum static load of 1000lb with 2x safety factor*

Finish	Surface
Brushed Aluminum	CFBS1R8CVRALU
Black Powder Coated	CFBS1R8CVRBLK
Brass Plated	CFBS1R8CVRBRS
Bronze Plated	CFBS1R8CVRBRZ
Satin Nickel Plated	CFBS1R8CVRNKL

*Load applied through a 3" (76mm) mandrel in center of the cover.

Complies with UL514 A & C

CFB10 Series Plates

Plate Style	(1) Decorator Opening	(1) Duplex Opening	Blank	Decorator Opening Plate Including Hubbell ISF6GY	(2) Openings to Accommodate (6) Ortronics TrackJack®
Catalog No.	FB10MPREC	FB10MPDUP	FB10MPBNK	FB10MPKEY	FB10MPTRAC




Plate Style	(2) Decorator	(4) Extron® MAAP Modules	(4) Extron® AAP Modules	For (6) 1U Hubbell iSTATION Modules	Replacement Spacer Around Wire-Way
Catalog No.	FB10MP2A	FB10MPMAAP	FB10MPAAP	FB10MP2B	FB10MPX



Plate Style	(1) Twist-Lock® Opening 1.60 in. Dia. (Uses 2 Gangs)	(1) Simplex Opening 1.40 in. Dia. (Uses 2 Gangs)	(2) Twist-Lock® Opening 1.60 in. Dia. (Uses 3 Gangs)	(2) Simplex Opening 1.40" Dia. (Uses 3 Gangs)
Catalog No.	FB10TLA	FB10TLX	FB10TLB	FB10TLY



Plate Style	(3) Twist-Lock® Opening 1.60 in. Dia. (Uses 5 Gangs)	(3) Simplex Opening 1.40 in. Dia. (Uses 5 Gangs)	(2) 2-Gang. Meets NEMA Spacing. Ideal for Crestron® DM –TX Product and Power	(4) Single Service Openings Utilizing NEMA Wallplate (Uses 5 Gangs)
Catalog No.	FB10TLC	FB10TLZ	CFB10NEMA	CFB10NEMA4G



20A Pre-Wired Duplex Plate
PWFBMPCR20GRY



15A Pre-Wired Decorator Plate
PWFBMPDR15GRYTR



Adjustment Rings
CFB8RCVRR1, CFB8RCVRR2, CFB8RCVRR3

Pre-Wired Device Plates

- Reduces wiring and installation times
- 8" stranded leads mounted to the face plate

Description	Type	15A	20A
Duplex, Gray	Standard Tamper-Resistant	PWFBMPCR15GRY PWFBMPCR15GRYTR	PWFBMPCR20GRY PWFBMPCR20GRYTR
Decorator, Gray	Standard Tamper-Resistant	PWFBMPDR15GRY PWFBMPDR15GRYTR	PWFBMPDR20GRY PWFBMPDR20GRYTR

Accessories

Description	Catalog No.
Replacement wire-way, used to pass wires from one compartment to the other, for use in CFB10G55/CR rectangular boxes	CFB10WW
Replacement low voltage divider	CFB10DIV
Finished floor height adjustment ring (increase post pour adjustment); use with CFBS1R8CVR cover series	0 – 1/4" CFB8RCVRR1
	1/4" – 1/2" CFB8RCVRR2
	1/2" – 3/4" CFB8RCVRR3

Extron is a registered trademark of Extron Electronics. Crestron is a registered trademark of Crestron Electronics, Inc. FSR is a registered trademark of FSR Inc. TracJack, Series II and Ortronics are registered trademarks of Ortronics/Legrand.

Complies with UL514 A & C



Non-Metallic

Non-corrosive plastic parallel conduit hubs reduce labor and material cost, facilitating easier wire pull.

Specifications



- Minimum pour depth 3" (S1PFB) or 3½" (S1CFB, S1SFB, S1SFBAY)
- Standard 1" power entry
- Approved for use in City of Chicago



Cast Iron

Corrosion resistant for on-grade applications.



Stamped Steel

Economical and light weight for above-grade applications.



Stamped Steel AV

Accommodates high-capacity multimedia applications including an oversized 1½" N.P.T. threaded data hub.



Common Theme

Same covers for both floor boxes and fire-rated poke-throughs.



Universal Wiring

Hubbell 4x4: four 20 Amp, 125 Volt receptacles and four keystone openings for category rated applications.



Low Profile

Flange meets ADA requirements; hinged doors open 180 degrees.

Floor Box Dimensions

Inches (mm)

	Cast Iron	Steel	Steel AV	Non-Metallic
	S1CFB*	S1SFB*	S1SFBAV*	S1PFB**
Min. Depth of Pour	3.50" (89)	3.50" (89)	3.50" (89)	3.00" (76)
Adjustability	Fully	Fully	Fully	Fully
Cubic Inch (cm ³) Capacity	156.0 in ³ (2556 cm ³)	175.7 in ³ (2879 cm ³)	177.5 in ³ (2910 cm ³)	100 in ³ (1639 cm ³)
Dimensions – A	3.00" (76)	3.00" (76)	3.00" (76)	6.00" (152)
Dimensions – B	7.26" (184)	7.50" (191)	7.50" (191)	5.58" (142)
Dimensions – C	7.45" (189)	7.38" (187)	7.38" (187)	8.76" (222)
Dimensions – D (Inside Diameter)	5.00" (127)	5.00" (127)	5.00" (127)	5.00" (127)
Power Entries	1" N.P.T. Access Holes	3/4", 1" Concentric KO	3/4", 1" Concentric KO	1" Conduit Hub
Data Entries	1 1/2" N.P.T. Access Holes	3/4", 1", 1 1/4" Concentric KO	1 1/2" Threaded Hub (Included)	1 1/2" Conduit Hub
Concrete Cover Included	✓	✓	✓	✓
Closure Plugs Included	✓		✓	✓
Reducers				✓**
Accepts Hubbell SystemOne Universal Cover	✓	✓	✓	✓
Cover Mounting Clips Included	✓	✓	✓	✓
Non-Metallic Low Voltage Divider Included (S1DIV1)	✓	✓	✓	✓

*S1CFB, S1SFB and S1SFBAV are approved for use in the City of Chicago.

**S1PFB reducers included: Qty (2) combo plug/reducers 1" to 3/4"; Qty (2) reducers 1 1/2" to 1"; Qty (2) reducers 1 1/2" to 3/4"; Qty (2) plugs 1 1/2"

Note: UL File Number E92074; CSA File Number LR18416



Carpet Cover
S1CFCAL



Tile Cover
S1TFCAL



Abandonment Plate
S1AP4BL



Threaded Hub
S1AVHUB15



Mounting Clips
S1FBCLIP5PK

Hubbell SystemOne Covers

Color	Carpet Catalog Number	Tile Catalog Number
Aluminum Finish	S1CFCAL	S1TFCAL
Brass Finish	S1CFBRS	S1TFCBRS
Black	S1CFCBL	S1TFCBL
Gray	S1FCGY	S1TFCGY
Ivory	S1CFCI	S1TFCI

Floor Box Accessories

Description	Catalog No.
Abandonment plate, black	S1AP4BL
Abandonment plate, gray	S1AP4GY
Replacement side by side divider	S1DIV1
1 1/2" threaded hub	S1AVHUB15*
Replacement universal cover mounting clips	S1FBCLIP5PK

















*For use with S1SFBAV only. Permits feed-through applications. S1SFBAV floor box includes one (1) threaded hub.



Complies with UL514 A & C



DELIVERY

Description	Catalog No.	Description	Catalog No.	Description	Catalog No.
Style Line® Decorator/GFCI (2) Style Line decorator openings for power and/or datacom applications ③ Non-Metallic ③.5 Metal	 S1SP	Duplex/Duplex (2) duplex openings for power and/or datacom applications ③ Non-Metallic ③.5 Metal	 S1SPDU	Duplex/Style Line® Decorator (1) duplex and (1) Style Line decorator opening for power and/or datacom applications ③ Non-Metallic ③.5 Metal	 S1SPDUSL
Hubbell 4 X 4 (4) 20A, 125V receptacles, (4) keystone openings for Hubbell jacks or flush AV connectors; power can be wired as single or two circuit with isolated ground capability Provided with 15' wire leads Provided with 30' wire leads ④	 S1SP4X4 S1SP4X415 S1SP4X430	Carpet Furniture Feed Cover/Flange* (1) 3/4" and (1) 1 1/2" N.P.T. access holes for power and/or datacom applications; universal cover not required; includes carpet flange Aluminum Fin. Brass Fin. Black Gray ③ Non-Metallic ③.5 Metal	 S1SPFFAL S1SPFFBRS S1SPFFBL S1SPFFGY	Tile Furniture Feed Cover/Flange* (1) 3/4" and (1) 1 1/2" N.P.T. access holes for power and/or datacom applications; universal cover not required; includes tile flange Aluminum Fin. Brass Fin. Black Gray ③ Non-Metallic ③.5 Metal	 S1SPFFAL S1SPFFBRS S1SPFFBL S1SPFFGY
Single Receptacle + Data Opening for 20 or 30A Twist-Lock® receptacle (1.56" OD) and (2) keystone openings for Hubbell jacks or flush AV connectors ④	 S1SPTL	Hubbell DataCom + Power (1) 20A, 125V receptacle and 3 unit recessed Hubbell iSTATION opening for data, voice and AV applications ⑤	 S1SP3IM	Hubbell DataCom + Duplex (1) duplex opening, (2) flush keystone openings and 1.5 unit recessed Hubbell iSTATION opening for data, voice and AV applications ⑤	 S1SPDU2IM
Hubbell DataCom + Style Line® Decorator (1) Style Line decorator opening, (2) flush keystone openings and 1.5 unit recessed Hubbell iSTATION opening for data, voice and AV applications ⑤	 S1SPSL2IM	Hubbell DataCom 1 unit flush Hubbell iSTATION opening and 3 unit recessed Hubbell iSTATION opening for data, voice and AV applications ③.5	 S1SP4IM	Active Multimedia + Power Single 20A, 125V receptacle, (2) flush keystone openings, (1) rectangular Style Line® decorator opening to accommodate active multimedia modules or low voltage outlet frames ⑤	 S1SPAMM20
Extron® or FSR + Power (1) 20A, 125V receptacle, recessed opening for (3) single Extron® MAAP series adapter plates or FSR IPS plates ④	 S1SPEXT1	Extron® or FSR + Power (1) 20A, 125V receptacle, recessed opening for (1) single Extron MAAP and (2) single AAP series adapter plates or FSR IPS plates ④	 S1SPEXT2	Extron® or FSR Single-Service Recessed opening for (2) single Extron MAAP and (2) single AAP series adapter plates or FSR IPS plates ④.5	 S1SPEXT3
Extron® AAP + Power (1) 20A, 125V receptacle, (2) flush keystone and recessed openings for (2) single Extron AAP Series adapter plates ④	 S1SPEXT4				

⊖ Signifies minimum depth of concrete pour in inches for Metal Floor Boxes (S1CFB, S1SFB and S1SFBAV) and Non-Metallic Floor Box (S1FPB).
*Furnished with two screw-in flexible metal conduit connectors.



Conduit Plugs
S1FP15BL, S1FP34BL

Sub-Plate Accessories

Replacement threaded conduit plugs

Description	Color			
	Aluminum Finish	Brass Finish	Black	Gray
1 1/2" plug	S1FP15AL	S1FP15BRS	S1FP15BL	S1FP15GY
3/4" plug	S1FP34AL	S1FP34BRS	S1FP34BL	S1FP34GY

See V12 for color chart. Used with S1SPFFxx and S1SPFFTx only. Sub-plate is supplied with plugs.

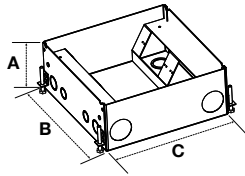
Extron is a registered trademark of Extron Electronics.

ScrubShield
Complies with UL514 A & C

Concrete Floor Box Dimensions

Inches (mm)

Style



CFB7G Series
7-Gang


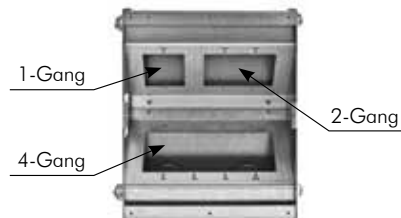


CFB11G Series
11-Gang



	CFB7G4	CFB7G6	CFB11G4	CFB11G6
Min. Depth of Pour	4.08" (104)	6.08" (154)	4.08" (104)	6.08" (154)
Adjustability	Before Pour	Before Pour	Before Pour	Before Pour
Dimensions:				
A	4.08" (104)	6.08" (154)	4.08" (104)	6.08" (154)
B	10.0" (254)	10.0" (254)	13.5" (343)	13.5" (343)
C	12.2" (310)	12.2" (310)	12.2" (310)	12.2" (310)
Trade Size Knockouts:		(4) x 1", 1¼", 1½" Con-		(4) x 1", 1¼", 1½" Con-
Sidewalls	(4) x 1", 1¼" Concentric	centric	(4) x 1", 1¼" Concentric	centric
Back	(3) x 1", 1¼", 1½" Concen-	(3) x 1", 1¼", 1½" Concen-	(2) ¾", 1" Concentric;	(2) ¾", 1" Concentric;
	tric; (1) x 2"	tric; (1) 2"	(4) 1", 1¼", 1½" Concentric,	(4) 1", 1¼", 1½" Concentric,
			(1) 2"	(1) 2"
Bottom	(4) x 1", 1¼", 1½" Con-	(4) x 1", 1¼", 1½" Con-	(5) 1", 1¼", 1½" Concentric;	(5) 1", 1¼", 1½" Concentric;
	centric	centric	(2) ¾", 1" Concentric	(2) ¾", 1" Concentric
Side View:	X: 1.01"	X: 2.37"	X: 1.02"	X: 2.37"
Depth Behind	Y: 2.41"	Y: 3.77"	Y: 2.42"	Y: 3.81"
Mounting	Z: 3.51"	Z: 3.65"	Z: 3.50"	Z: 3.72"
Plate				
Accepts Industry Standard Size Wallplates (Sold Separately)	(1) 1-Gang (1) 2-Gang (1) 4-Gang	(1) 1-Gang (1) 2-Gang (1) 4-Gang	(2) 1-Gang (1) 3-Gang (1) 6-Gang	(2) 1-Gang (1) 3-Gang (1) 6-Gang


Interior Configuration



Note: UL File Number E31999; CSA File Number LR18416



On-Grade Barrier
CFBOGPAN4



7-Gang Cover, Brass
CFB7CVRBRS



11-Gang Cover, Aluminum
CFB11CVRALU

On-Grade Barrier

Intended for use on installations at grade level; installed prior to the concrete pour and provides a barrier between the soil; **CFBOGPAN4** on-grade barrier comes with leveling feet and anchor points; pour pan dimensions are 15.75in²/4" depth

Floor Box Covers

	CFB7G Series		CFB11G Series	
Flange and cover;	¼" Edging	Brass	Brass	CFB11CVRBRS
Beveled edge for carpet		Aluminum	Aluminum	CFB11CVRALU
Flange and cover;	½" Edging	Brass	Brass	CFB11TBRS
Square edge for tile		Aluminum	Aluminum	CFB11TALU

Note: Covers provide a recess for floor covering insert.



Complies with UL514 A & C



Square Flush Mount Box
HBLSHA2



Surface Mount Box
HBLCON2



Under Desk Mount Box
HBLMAR2



Screw Type Face Plates
HBLST302SBK
HBL317SBK

DELIVERY

Square Flush Mount Boxes

Description	Finish	Dimensions	Catalog No.
2-gang square flush mount box with cover	Black	6.5"L x 6.5"W x 3.75"H	HBLSHA2
2-gang square flush mount box with cover	Stainless Steel	6.5"L x 6.5"W x 3.75"H	HBLSHA2BSS

Rectangular Flush Mount Boxes

Description	Finish	Dimensions	Catalog No.
2-gang rectangular flush mount with cover	Black	10.75"L x 4.06"W x 3.5"H	HBLPHA2
2-gang rectangular flush mount with cover	Stainless Steel	10.75"L x 4.06"W x 3.5"H	HBLPHA2BSS
4-gang rectangular flush mount with cover	Black	10.75"L x 6.5"W x 3.5"H	HBLPHA4
4-gang rectangular flush mount with cover	Stainless Steel	10.75"L x 6.5"W x 3.5"H	HBLPHA4BSS

Surface Mount Boxes

Description	Finish	Dimensions	Catalog No.
2-gang surface mount box	Black	4.19"L x 4.81"W x 2.44"H	HBLCON2
3-gang surface mount box	Black	6.19"L x 4.81"W x 2.44"H	HBLCON3

Recessed Mount Boxes

Description	Finish	Dimensions	Catalog No.
4-gang recessed mount	Black	10.25"L x 7.0"W x 5.88"H	HBLMIR2
8-gang recessed mount	Black	31.0"L x 10.25"W x 5.88"H	HBLMIR4

Under Desk Mount Boxes

Description	Finish	Dimensions	Catalog No.
2-gang under desk mount	Black	9.19"L x 3.0"W x 2.88"H	HBLMAR2
3-gang under desk mount	Black	13.69"L x 3.0"W x 2.88"H	HBLMAR3

Screw Type Face Plates

Description	Catalog No.
Duplex	HBLST302SBK
Style Line® decorator opening	HBLDE301SBK
Blank	HBLBL300SBK
3-unit Hubbell iSTATION	HBLIMFSBK*
6-port	HBL317SBK

*See Section F for module options.



Low Voltage Table Top Box
TTBXLRBK



Pre-Wired Dual-Service Box
TTBDS1BK



Low Voltage Only

Description	Dimensions	Black Anodized Aluminum	Clear Anodized Aluminum	Solid Brass
Table top box; 2" diam. hole; (1) keystone opening; keystone modules sold separately	2.19" Diameter	TTBKS BK	TTBKS AL	TTBKS BR
Table top box; 2" diam. hole; (1) XLR microphone jack installed	2.19" Diameter	TTBXL RBK	TTBXL RAL	TTBXL RBR

Pre-Wired Dual-Service

Description	Dimensions	Black Anodized Aluminum	Clear Anodized Aluminum	Solid Brass
Table top box; 3.5" diam. hole; (1) pre-wired 15A outlet with 9' power supply cord; (1) 3.5mm screw terminal audio jack; (1) 15-pin gender changer F/F; (2) keystone openings; keystone modules sold separately	3.88" Diameter	TTBDS1 BK	TTBDS1 AL	TTBDS1 BR
Table top box; 3.5" diam. hole; (2) pre-wired 15A outlets with 9' power supply cord; (2) keystone openings; keystone modules sold separately	3.88" Diameter	TTBDS2 BK	TTBDS2 AL	TTBDS2 BR

See Section F for AV and datacom options.



Square Lift-Up Box
WSBC21UBK



Square Mini Lift-Up Box
WSBA11BK



Work Surface Mount Box
WSBD21UBK



Recessed Concealed Services Box
WSBB23UBK

Square Lift-Up Style

Description	Finish	Dimensions	Catalog No.
(2) pre-wired 15A outlets with 6' power supply cord; 1-unit opening for Hubbell iSTATION modules; unit rotates up when in use and down to conceal services when not in use	Black Silver	5.75"L x 5.39"W x 4.25"H	WSBC21UBK WSBC21USV

Square Mini Lift-Up Style

Description	Finish	Dimensions	Catalog No.
(1) pre-wired 15A outlet with 9' power supply cord; (1) RJ-45 jack installed with 6' patch cord	Black Brushed Stainless Steel	3.7"L x 3.7"W x 2.93"H	WSBA11BK WSBA11BSS
(2) pre-wired 15A outlets with 9' power supply cord (power only)	Black Brushed Stainless Steel	3.7"L x 3.7"W x 2.93"H	WSBA2BK WSBA2BSS

Under Table Mount

Description	Finish	Dimensions	Catalog No.
(2) pre-wired 15A outlets with 9' power supply cord; (1) low voltage plate included with 1-unit opening for Hubbell iSTATION modules	Black	6.50"L x 1.75"W x 2.25"H	WSBD21UBK

Work Surface Mount

Description	Finish	Dimensions	Catalog No.
(1) pre-wired 15A outlet with 9' power supply cord; (1) Hubbell keystone opening	Black Silver	3.57"L x 2.19"W x 2.50"H	WSBE11BK WSBE11SV
(2) pre-wired 15A outlets with 9' power supply cord; (2) Hubbell keystone openings	Black Silver	6.32"L x 2.19"W x 2.50"H	WSBE22BK WSBE22SV
(3) pre-wired 15A outlets with 9' power supply cord; (1) low voltage plate included with 1-unit opening for Hubbell iSTATION modules	Black Silver	8.25"L x 2.19"W x 2.50"H	WSBE31UBK WSBE31USV
Mounting bracket with thumb screw (optional)	–	–	WSBECLAMP

Recessed Concealed Services

Description	Finish	Dimensions	Catalog No.
(2) pre-wired 15A outlets with 6' power supply cord; (1) low voltage plate included with 1-unit opening for Hubbell iSTATION modules; (2) additional 1-unit openings provided in base of unit	Black Brushed Anod. Alum. Brushed Stainless Steel	8.98"L x 5.47"W x 2.97"H	WSBB23UBK WSBB23UBAL WSBB23UBSS
(4) pre-wired 15A outlets with 6' power supply cord; (2) 1-unit openings for Hubbell iSTATION modules provided in base of unit	Black Brushed Anod. Alum. Brushed Stainless Steel	8.98"L x 5.47"W x 2.97"H	WSBB43UBK WSBB43UBAL WSBB43UBSS
Empty enclosure with (1) duplex opening, (1) low voltage plate included with 1-unit opening for Hubbell iSTATION modules; (2) additional 1-unit openings provided in base of unit; intended for field wiring	Black	8.98"L x 5.47"W x 2.97"H	WSBBHWBK



Grommet Style Furniture Box
WSBF22BK



Grommet Cover with Dust Shield
WSBFGROMSV



Recessed Concealed Box (Shown with Cover Open)
WSBG43USV



Pop-Up Style with Trim Ring
WSBH42U, WSBHTRBK

DELIVERY

Grommet Style

Description	Finish	Dimensions	Catalog No.
(2) pre-wired 15A outlets with 6' power supply cord; (2) Hubbell Keystone openings	Black	8.62"L x 3.0"W x 2.25"H	WSBF22BK
	Silver	8.62"L x 3.0"W x 2.25"H	WSBF22SV
Flush grommet cover with dust shield	Black	5.68"L x 3.39"W x 0.96"H	WSBFGROMBK
	Silver	5.68"L x 3.39"W x 0.96"H	WSBFGROMSV
	Brushed Aluminum	5.68"L x 3.39"W x 0.96"H	WSBFGROMBAL
	Brushed Stainless Steel	5.68"L x 3.39"W x 0.96"H	WSBFGROMBSS

Pre-Wired Work Surface Elite Series

Recessed Concealed Services

Description	Finish	Dimensions	Catalog No.
(4) pre-wired 15A outlets with 6' power supply cord; (3) low voltage plates included with 1-unit opening for Hubbell iSTATION modules	Black	15.0"L x 9.0"W x 6.25"H	WSBG43UBK
	Silver	15.0"L x 9.0"W x 6.25"H	WSBG43USV
	Clear Anodized	15.0"L x 9.0"W x 6.25"H	WSBG43UBAL
	Black Anodized	15.0"L x 9.0"W x 6.25"H	WSBG43UBBA

Pop-Up Style*

Base unit with (4) pre-wired 15A outlets with 6' power supply cord; (2) low voltage plates included with 1-unit opening for Hubbell iSTATION modules	–	8.90"L x 8.90"W x 13.9"H	WSBH42U*
Trim ring and decorative round top	Black	5.25" Diameter	WSBHTRBK
Trim ring and decorative round top	Brushed Stainless Steel	5.25" Diameter	WSBHTRBSS

*WSBH42U is CSA Certified only.

Replacement Low Voltage Data Plates

Non-metallic low voltage plate, blank	Black	3.18"L x 1.88"W	WSBPLATE1
Non-metallic low voltage plate, 1-unit Hubbell iSTATION cut-out	Black	3.18"L x 1.88"W	WSBPLATE2

Pre-Wired 2X2 USB Work Surface Pop-Up Box

Hubbell's UL listed 2X2 USB Work Surface Pop-Up Box is ideal for work surfaces, such as desks, which require power for a computer and USB charging for smart devices. Developed in coordination with the hotel industry, the Hubbell Pop-Up Box utilizes a pneumatic spring for providing a smooth action for opening and closing. Available in brushed aluminum or black powder coat, the Pop-Up Box is suited for installation with any modern décor.

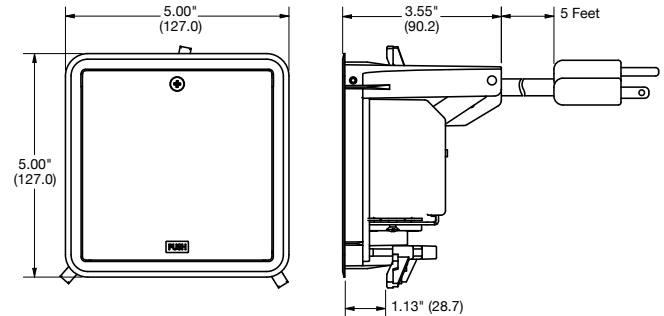
Installation is simple and only requires a jig-saw or similar saw plus a screwdriver. The unit is supplied with a 5 foot cord with a molded plug end allowing it to be installed with ease. Designed to be installed into existing desks or by furniture manufactures. The Hubbell 2X2 USB Work Surface Pop-Up Box is ideally suited for any work surface application.



Features

- 15A duplex with two USB charging ports, 3A USB charging capacity
- 5 foot, pre-wired, 12 gauge, 3-wire electrical cord, making it excellent for conference rooms or classrooms that are frequently rearranged
- Tamper-resistant receptacle
- Gas-spring actuation for smooth opening and closing
- Die cast aluminum construction
- Rated for +10,000 open/close cycles
- Simple three-screw installation
- Unobtrusive low profile flange at 0.05in
- LED power-indicating light
- Easily replaceable receptacle

Charging convenience at the push of a button



Electrical Specifications

- Voltage: 125V
- Current: 15A
- USB charging current: 3A
- Plug type: NEMA type 5-15P
- Cord length: 5 feet

Specifications

- cULus
- Listed to UL962A for Furniture Power Distribution Units



2X2 USB Work Surface Box,
Brushed Aluminum
WSBUSB2X2ALU



2X2 USB Work Surface Box,
Brushed Aluminum
WSBUSB2X2BLK

2X2 USB Work Surface Pop-Up Box

Surface Dimensions	Cut Out Dimensions	Product Depth	Maximum Surface Thickness	Finish	Catalog No.
5" x 5"	4.62" x 4.62"	3.55"	1.125"	Brushed Aluminum	WSBUSB2X2ALU
				Black Powder Coat	WSBUSB2X2BLK



HBL985 and HBL986 with HBL989
Low Voltage Partition



Gangable AV Wall Box, 2-Gang
HBL985



Gangable AV Wall Box, 3-Gang
HBL986



Low Voltage Partition
HBL989

Gangable AV Wall Boxes, 2- and 3-Gang

Box	Dimensions	Knockouts Top*	Knockouts Bottom*	Knockouts Back	Catalog No.
2-Gang, 2" KO, 54in ³ capacity	H: 4 ¹ / ₄ " W: 4 ¹ / ₁₆ " D: 4"	(2) 1/2" (2) 1/2" - 3/4" TKO	(1) 1", 1 ¹ / ₄ ", 1 ¹ / ₂ " and 2"	(2) 1/2" - 3/4" TKO	HBL985
3-Gang, 2" KO, 79in ³ capacity	H: 4 ¹ / ₄ " W: 5 ⁵ / ₁₆ " D: 4"	(3) 1/2" (3) 1/2" - 3/4" TKO	(1) 1/2" (1) 1/2" - 3/4" TKO (1) 1", 1 ¹ / ₄ ", 1 ¹ / ₂ " and 2"	(3) 1/2" - 3/4" TKO	HBL986

Low Voltage AV Wallbox Partitions

Compatible With	Compatible Mud Ring Depth	Description	Quantity	Catalog No.
HBL985 and HBL986	1/2", 3/4" and 1 ¹ / ₄ "	Solid divider	1	HBL989
		With pass-thru capability	1	HBL989AVD



Front



Back (Cutaway)


Cutaway images are for demonstration purposes only.



2-Gang Large Capacity Wall Box
HBL260



3-Gang Large Capacity Wall Box
HBL263



3-Gang Mud Ring
HBL792

2-Gang Large Capacity Wall Box, 66.7 Cubic Inch Capacity

Description	Dimensions	Knockouts Sides*	Knockouts Back*	Catalog No.
Square 2-gang wall box	H: 4 ¹ / ₁₆ " W: 4 ¹ / ₁₆ " D: 3 ¹ / ₄ "	(2) 3/4" - 1" TKO; (2) 1" - 1 ¹ / ₄ " TKO; (2) 1" - 2" conc. KO	(2) 3/4" - 1" TKO (2) 1/2"	HBL260

Note: Use with industry standard 4¹/₁₆" square mud rings for 1- or 2-gang applications.

3-Gang Large Capacity Wall Box, 113.3 Cubic Inch Capacity

Description	Dimensions	Knockouts Sides*	Knockouts Back*	Catalog No.
Square 2- or 3-gang wall box	H: 4 ¹ / ₁₆ " W: 7 ³ / ₄ " D: 3 ¹ / ₄ "	(4) 1/2" - 3/4" TKO, (4) 3/4" - 1" TKO, (2) 1" - 1 ¹ / ₄ " TKO, (2) 1" - 2" conc. KO	(2) 1/2" - 3/4" TKO, (2) 3/4" - 1" TKO, (2) 1" - 1 ¹ / ₄ " TKO	HBL263

Note: Use with industry standard 4" square mudrings for 1- or 2-gang applications.

2-Gang Mud Rings (Compatible with HBL260)

Description	Capacity	Catalog No.
5/8" height	7.3in ³	HBL818
3/4" height	8.8in ³	HBL840
1" height	12.0in ³	HBL819
1 ¹ / ₄ " height	15.0in ³	HBL820

3-Gang Mud Rings (Compatible with HBL263)

Description	Capacity	Catalog No.
1/2" height	10.1in ³	HBL792
5/8" height	12.3in ³	HBL793
1 ¹ / ₄ " height	24.3in ³	HBL794

Low Voltage Partitions

Compatible With	Compatible Mud Ring Depth	Description	Quantity	Catalog No.
HBL260 and HBL263	1/2", 3/4" and 1 ¹ / ₄ "	Solid divider	1	HBL981
		With pass-thru capability	1	HBL981AVD

*TKO (Tangential Knockout)



FPTV Enclosure
NSAV62M



FPTV Enclosure Cover
NSAV6C



Surge Protected Power Kit
NSOKPS



HDMI Frame
NS801W



AV Ceiling Enclosure
AVCE1

FPTV Connection Enclosure

Description	Color	Catalog No.
2-gang in-wall enclosure	White	NSAV62M
Steel cover for NSAV6 series	White	NSAV6C
4-gang in-wall enclosure	White	NSAV124M
Steel cover for NSAV12 series	White	NSAV12C

Power Kits

For use with NSAV62M only

Description	Color	Catalog No.
Standard power kit	White	NSOKP
Surge protected power kit	Blue	NSOKPS

AV Connectors and Plates

Description	Color	Catalog No.
1-gang decorator plate	White	NP26W
1-gang Hubbell iSTATION plate	White	IMF1W
1-gang 4-port keystone plate	White	NSP14W
1-port HDMI frame	White	NS801W
2-port HDMI frame	White	NS802W
HDMI snap fit	Black	SFHC14BK
F-connector snap fit	White	NSF70W
USB A-to-B snap fit	White	SFUSBABW
Cat 6 snap fit jack	White	NSJ6W

Note: See Section F for AV and datacom options

AV Ceiling Enclosure

Description	Color	Catalog No.
AV ceiling enclosure	White	AVCE1
AV ceiling enclosure, plenum rated	White	AVCE1P

Note: Enclosure includes 24" x 12" x 8" enclosure, (2) 20A duplex receptacles and 2-gang back box.



Safety

- Low profile flange, 0.150", is better than ADA requirements
- Hide-away egress door fold under cover while in use
- 180° opening of main door

Functionality

- Cables and connections are protected by recessed functionality
- Open architecture sub-plate design
- Dirt ingress reduced by egress door brushes
- Exceeds UL 514A Scrub Requirements with ScrubShield® technology
- Easy selection with common flange for all floor types



Value

- Enhance building décor with numerous finishes
- Increase durability and longevity with cast aluminum covers

Online Resources

BIM models, customer drawings and technical specifications are available on www.hubbell-wiring.com.

8" Sub-Plate Features



Center Plate Configurations:

- Allows for three duplex receptacles or up to 18 data and or audio visual jacks
- Open architecture sub-plate design accommodates FSR®, Extron®, Crestron®, etc.
- NEMA spacing between devices
- All plates can be independently wired

Outer Plate Configurations:

- Available in pre-wired 20A duplex receptacles or data/AV plates
- Multiple 20A duplex receptacles can be wired to a common circuit or independently

6" Sub-Plate Features



60/40 Device Plate Combination:

- Allows for a wide array of data and audio visual connectivity with a 20A duplex receptacle
- The two plates can be independently wired



50/50 Device Plate Combination:

- Accommodates up to two 20A duplex receptacles with eight data or audio visual connections
- The two plates can be independently wired

4" Sub-Plate Features



Plate Configurations


- Quad receptacle sub-plate, single or dual circuit wiring
- 2x2 sub plate for decorator or traditional receptacles plus two keystone jacks
- Since service decorator or traditional sub-plates

Extron is a registered trademark of Extron Electronics.
Crestron is a registered trademark of Crestron Electronics, Inc.
FSR is a registered trademark of FSR Inc.

STEP 1 | Select Poke Through



STEP 2 | Select Sub-Plates



Note: Furniture feed model does not use sub-plates.

STEP 3 | Select Cover Finishes



Recommended Fire-Rated Poke-Through Size Chart

To avoid over or under utilizing the capacity of the fire-rated poke-through, first determine how many gangs of power, data and AV are required for the application. The matrix below will guide you to the correct poke-through size.


		Recommended Fire-Rated Poke-Through Size					
POWER GANGS	5	8"	Exceeds capacity				
	4	8"	8"	of Hubbell recessed			
	3	6"	8"	8"	poke-throughs		
	2	6"	6"	8"	8"		
	1	4"	6"	6"	8"	8"	
	0	-	4"	6"	8"	8"	8"
		0	1	2	3	4	5
		DATA AND AV GANGS					

Example: 2 gangs of power, 1 gang of AV and 1 gang of data is required. Find the intersection for 2 power gangs with 2 data/AV gangs. The highlighted intersection defines the recommended FRPT.



Features

- Step down installation
- Maintains concrete floor fire rating up to two hours
- Junction box standard
- For use in the City of Chicago applications, junction box is NOT included
- Features ScrubShield® technology that exceeds UL514A scrub water exclusion requirements



8" Fire-Rated Poke-Throughs

Description	Catalog No.
8" Fire-Rated Poke-Through includes: (1) 3/4" power EMT plus (1) S1R8JNC1 with (1) 1" EMT and (1) 1 1/2" EMT	S1R8PTFIT1
8" Fire-Rated Poke-Through includes: (1) 3/4" power EMT plus (1) S1R8JNC2 with (2) 1" EMT	S1R8PTFIT2
8" Fire-Rated Poke-Through includes: (1) 3/4" power EMT plus (1) S1R8JNC3 with (1) 2" EMT	S1R8PTFIT3
8" Fire-Rated Poke-Through includes: (1) 3/4" power EMT plus (1) S1R8JNC1 with (2) 1inch EMT and (1) 1 1/2" EMT; no junction box or flexible metal conduit	S1R8PTFIT1CHI
8" Fire-Rated Poke-Through includes: (1) 3/4" power EMT plus (1) S1R8JNC2 with (2) 1" EMT; no junction box or flexible metal conduit	S1R8PTFIT2CHI
8" Fire-Rated Poke-Through includes: (1) 3/4" power EMT plus (1) S1R8JNC3 with (1) 2" EMT; no junction box or flexible metal conduit	S1R8PTFIT3CHI

ScrubShield®
Complies with UL514 A & C



Center Plate Configurations

- Allows for 3 duplexes or up to 18 data/AV jacks. Other combinations possible
- Accepts third party AV devices (i.e. FSR®, Crestron®, Extron®)
- Standard NEMA spacing between devices

Outer Plate Configurations

- Available in pre-wired duplexes or openings to accommodate third party AV devices
- Multiple duplexes can be wired in the supplied junction box or independently



Center, Twist-Lock
S1R8CSPG



Center, Duplex
S1R8CSPJ



Center, 2-Gang Decorator
S1R8CSPM



Outer, iSTATION
S1R8PSPY



Outer, Dual 20A
S1R8PSPZ



Aluminum Cover
S1R8CVRALU



Replacement Fitting Box
S1R8JNC1

Center Sub-Plates, Single Gang

Description	Catalog No.
Blank cover plate	S1R8CSPB
(1) 1 unit Hubbell iSTATION opening	S1R8CSPD
(1) 1.60" opening for 20A and 30A Twist-Lock®	S1R8CSPG
(1) 1.40" opening for simplex or 15A Twist-Lock®	S1R8CSPJ
(2) Extron® MAAP openings	S1R8CSPC
(1) 1.5 unit Hubbell iSTATION opening	S1R8CSPE
(1) Duplex opening	S1R8CSPJ
(1) Style Line® Decorator opening	S1R8CSPK

Center Sub-Plates, 2- and 3-Gang

Description	Catalog No.
Two gang; (4) Extron® AAP openings	S1R8CSPA
Two gang; (2) Style Line® Decorator openings	S1R8CSPM
Three gang; blank cover plate	S1R8CSPN
Two gang; 3 unit Hubbell iSTATION opening	S1R8CSPL
Two gang; device depth extension collar (for use with third party data up to 2.5" depth or two power receptacles)	S1R8CSPEXT

Recessed 8" Covers

Single piece 8" FRPT cover assembly unit includes solid cast aluminum construction, carpet gasket and mounting hardware.

Description	Catalog No.
Brushed Aluminum	S1R8CVRALU
Black Powder Coat	S1R8CVRBLK
Brushed Brass Plated	S1R8CVRBRS
Bronze Plated Finish	S1R8CVRBRZ
Satin Nickel Plated	S1R8CVRNKL

Note: Rectangle sub-plates are for center compartment, crescent sub-plates are for outer compartments and are not inter-changeable. See section F for Hubbell iSTATION modules.

Extron is a registered trademark of Extron Electronics. Crestron is a registered trademark of Crestron Electronics, Inc. FSR is a registered trademark of FSR Inc.

Outer Sub-Plates

Description	Catalog No.
Blank cover plate	S1R8PSPU
Pull through with 1" bushing opening	S1R8PSPW
(1) 1 unit Hubbell iSTATION opening	S1R8PSPY
Single Extron® MAAP opening	S1R8PSPV
Single Extron® MAAP opening	S1R8PSPX
Dual 20A pre-wired power cubes; one circuit (Supplied with isolated ground sticker)	S1R8PSPZ

8" Accessories

Description	Catalog No.
Pre-pour tube, includes hardware	S1R8PPT*
Abandonment plate, black finish	S1R8ADMTBK
Low voltage replacement divider	S1R8DIV
Power junction box, 27.0 cubic inches; (1) 3/4" and (1) 1" EMT connector	S1FRPTJB

*Not UL Listed

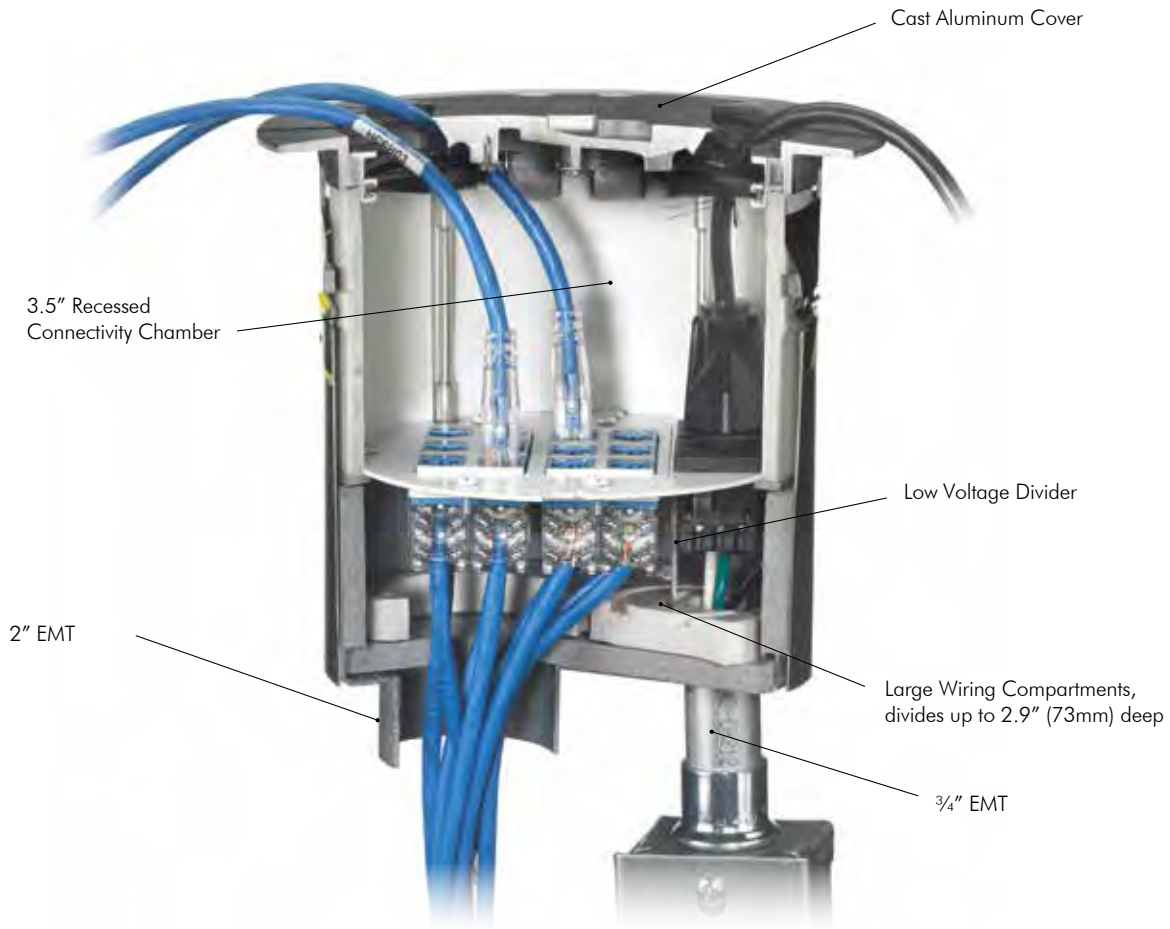
Replacement Fitting Box

Description	Catalog No.
(1) 1" and (1) 1 1/2" EMT	S1R8JNC1
(2) 1" EMTs	S1R8JNC2
(1) 2" EMT	S1R8JNC3
(3) 1" EMTs	S1R8JNC4
(1) 1 1/2" and (1) 1 1/4" EMT	S1R8JNC5
(2) 1 1/4" EMTs	S1R8JNC6
(1) 3/4" and (2) 1" EMTs	S1R8JNC7
(1) 3/4" and (1) 1 1/4" EMT	S1R8JNC8
(1) 3/4" and (2) 1 1/4" EMTs	S1R8JNC9



Features

- Step down installation
- Maintains concrete floor fire rating up to two hours
- Junction box standard
- Includes (1) 2" data/AV EMT and (1) 3/4" power EMT
- For use in the City of Chicago applications, junction box is NOT included
- Features ScrubShield® technology that exceeds UL514A scrub water exclusion requirements



S1R6PTFIT



S1R6PTFITCHI

6" Fire-Rated Poke-Throughs

Description	Catalog No.
6" Fire-Rated Poke-Through	S1R6PTFIT
6" Fire-Rated Poke-Through; for use in the City of Chicago	S1R6PTFITCHI



Complies with UL514 A & C



Left 60%,
Decorator and MAAP
S1R6SPV



Right 40%,
20A Pre-Wired
S1R6SPZ25



Left 50%,
Decorator and Keystone
S1R6SPE



Right 50%,
Duplex
S1R6SPV



Right 50%,
20A Pre-Wired
S1R6SPV



Recessed 6" Cover
S1R6CVRBLK



Pre-Pour Tube
S1R6PPT

60/40 Device Plate Combination

- Allows for up to twelve data/AV jacks plus a 20A duplex receptacle
- Two plates which can be wired independently

50/50 Device Plate Combination

- Allows for up to eight Hubbell data jacks plus two 20A duplex receptacles
- Two plates which can be wired independently

Left 60% Sub-Plates

Description	Catalog No.
(1) Style Line® decorator, (2) Extron® MAAP openings	S1R6SPV
(2) Style Line decorator openings	S1R6SPW
(1) Style Line decorator, (2) Extron AAP openings	S1R6SPX
(1) Style Line decorator, (2) 1.5 unit Hubbell iSTATION openings*	S1R6SPY
(6) Extron MAAP openings	S1R6SPT
(2) Extron MAAP, (2) Extron AAP openings	S1R6SPU

Note: Left side only

Right 40% Sub-Plates

Description	Catalog No.
(2) 20A pre-wired receptacles; 16" lead; one circuit (Supplied with isolated ground sticker)	S1R6SPZ
(2) 20A pre-wired receptacles; 25 foot lead; one circuit (Supplied with isolated ground sticker)	S1R6SPZ25

Note: Right side only

6" Accessories

Description	Catalog No.	
Pre-pour tube, including hardware	S1R6PPT**	
Abandonment plate, black finish	S1R6ADMTBK	
Low voltage replacement divider	S1R6DIV	
Power junction box, 27.0 cubic inches; (1) ¾" and (1) 1" EMT connector	S1FRPTJB	
	2" Catalog No.	¾" Catalog No.
Replacement furniture feed fitting	S1RFFFIT2	S1RFFFIT075
Replacement plugs		
Aluminum	S1RPLUG2ALU	S1RPLUG075ALU
Black	S1RPLUG2BLK	S1RPLUG075BLK
Brass	S1RPLUG2BRS	S1RPLUG075BRS
Bronze	S1RPLUG2BRZ	S1RPLUG075BRZ
Nickel	S1RPLUG2NKL	S1RPLUG075NKL

**Not UL Listed

*See section F for Hubbell iSTATION modules.

Note: Sub-plates can not be rotated to create additional layouts. When assembled, sub-plates can not overlap.

Custom plates available upon request and may be subject to minimum order quantity

Extron is a registered trademark of Extron Electronics. Crestron is a registered trademark of Crestron Electronics, Inc. FSR is a registered trademark of FSR Inc.

Left 50% Sub-Plates

Description	Catalog No.
(3) Extron® AAP openings	S1R6SPA
(5) Extron MAAP openings	S1R6SPC
(1) Style Line Decorator, (2) Hubbell keystone openings	S1R6SPE
(3) Extron MAAP, (2) Hubbell keystone jack openings	S1R6SPL
Blank cover plate	S1R6SPB
(4) 1 unit Hubbell iSTATION openings*	S1R6SPD
(2) 1.5 unit Hubbell iSTATION openings*	S1R6SPF
(1) Style Line® decorator opening	S1R6SPM

Note: Left side only

Right 50% Sub-Plates

Description	Catalog No.
(1) 1.60" opening for 20A and 30A Twist-Lock®	S1R6SPG
(1) Duplex device opening	S1R6SPI
(1) Style Line® decorator device opening	S1R6SPK
(4) 20A pre-wired receptacles; 16" leads; one or two circuits (Supplied with isolated ground sticker)	S1R6SPH
(1) 1.4" opening for simplex or 15A Twist-Lock	S1R6SPJ

Note: Right side only

Recessed 6" Covers

6" FRPT cover assembled unit includes solid cast aluminum construction, carpet gasket and mounting hardware.

Description	Catalog No.	Furniture Feed Option
Brushed Aluminum	S1R6CVRALU	S1R6FFCVRALU
Black Powder Coat	S1R6CVRBLK	S1R6FFCVRBLK
Brushed Brass Plated	S1R6CVRBRS	S1R6FFCVRBRS
Bronze Plated Finish	S1R6CVRBRZ	S1R6FFCVRBRZ
Satin Nickel Plated	S1R6CVRNKL	S1R6FFCVRNKL



DELIVERY




Pre-Wired 8" Fire-Rated Poke-Through

Unit includes:

- (1) Hubbell SystemOne 8" floor fitting (S1R8PTFIT1)
- (4) 20A, pre-wired receptacles, 18" wire lead, two pieces (S1R8PSPZ)
- (1) Fitting connection box with 1" and 1½" EMT stubs (S1R8JNC1)
- (1) 8" flange and universal cover assembly (S1R8CVRxx)

Receptacles feature single circuit wiring




Finish	Catalog No.
Brushed Aluminum	S1R8PTZZ1ALU
Black Powder Coat	S1R8PTZZ1BLK
Brass Plated	S1R8PTZZ1BRS
Bronze Plated (Oil rubbed)	S1R8PTZZ1BRZ
Nickel Plated	S1R8PTZZ1NKL



8" Fire-Rated Poke-Through

Unit includes:

- (1) Hubbell SystemOne 8" floor fitting (S1R8PTFIT1)
- (1) Fitting connection box with 1" and 1½" EMT stubs (S1R8JNC1)
- (1) 8" flange and universal cover assembly (S1R8CVRxx)



Finish	Catalog No.
Brushed Aluminum	S1R8PT1ALU
Black Powder Coat	S1R8PT1BLK
Brass Plated	S1R8PT1BRS
Bronze Plated (Oil rubbed)	S1R8PT1BRZ
Nickel Plated	S1R8PT1NKL




Pre-Wired 8" Fire-Rated Poke-Through

Unit includes:

- (1) Hubbell SystemOne 8" floor fitting (S1R8PTFIT2)
- (4) 20A, pre-wired receptacles, 18" wire lead, two pieces (S1R8PSPZ)
- (1) Fitting connection box with (2) 1" EMT stubs (S1R8JNC2)
- (1) 8" flange and universal cover assembly (S1R8CVRxx)

Receptacles feature single circuit wiring




Finish	Catalog No.
Brushed Aluminum	S1R8PTZZ2ALU
Black Powder Coat	S1R8PTZZ2BLK
Brass Plated	S1R8PTZZ2BRS
Bronze Plated (Oil rubbed)	S1R8PTZZ2BRZ
Nickel Plated	S1R8PTZZ2NKL

8" Fire-Rated Poke-Through

Unit includes:

- (1) Hubbell SystemOne 8" floor fitting (S1R8PTFIT2)
- (1) Fitting connection box with (2) 1" EMT stubs (S1R8JNC2)
- (1) 8" flange and universal cover assembly (S1R8CVRxx)



Finish	Catalog No.
Brushed Aluminum	S1R8PT2ALU
Black Powder Coat	S1R8PT2BLK
Brass Plated	S1R8PT2BRS
Bronze Plated (Oil rubbed)	S1R8PT2BRZ
Nickel Plated	S1R8PT2NKL

Pre-Wired 8" Fire-Rated Poke-Through for Data AV

Unit includes:

- (1) Hubbell SystemOne 8" floor fitting (S1R8PTFIT3)
- (4) 20A, pre-wired receptacles, 18" wire lead, two pieces (S1R8PSPZ)
- (1) Fitting connection box with one 2" EMT stubs (S1R8JNC3)
- (1) 8" flange and universal cover assembly (S1R8CVRxx)

Receptacles feature single circuit wiring



Finish	Catalog No.
Brushed Aluminum	S1R8PTZZ3ALU
Black Powder Coat	S1R8PTZZ3BLK
Brass Plated	S1R8PTZZ3BRS
Bronze Plated (Oil rubbed)	S1R8PTZZ3BRZ
Nickel Plated	S1R8PTZZ3NKL

8" Fire-Rated Poke-Through

Unit includes:

- (1) Hubbell SystemOne 8" floor fitting (S1R8PTFIT3)
- (1) Fitting connection box with (1) 2" EMT stubs (S1R8JNC3)
- (1) 8" flange and universal cover assembly (S1R8CVRxx)



Finish	Catalog No.
Brushed Aluminum	S1R8PT3ALU
Black Powder Coat	S1R8PT3BLK
Brass Plated	S1R8PT3BRS
Bronze Plated (Oil rubbed)	S1R8PT3BRZ
Nickel Plated	S1R8PT3NKL

Note: xx indicates finish options.



Complies with UL514 A & C



Pre-Wired 60/40 Split 6" FRPT for Data AV

Unit includes:

- (1) Hubbell SystemOne 6" floor fitting (S1R6PTFIT)
- (2) decorator opening sub-plate (S1R6SPW)
- (2) 20A, pre-wired receptacle with 18" wire leads (S1R6SPZ)
- (1) 6" flange and universal cover assembly (S1R6CVRxx)

Receptacles feature single circuit wiring.




Finish	Catalog No.
Brushed Aluminum	S1R6PTWZALU
Black Powder Coat	S1R6PTWZBLK
Brass Plated	S1R6PTWZBRS
Bronze Plated (Oil rubbed)	S1R6PTWZBRZ
Nickel Plated	S1R6PTWZNKL



Pre-Wired 50/50 Split 6" Fire-Rated Poke-Through for Data AV

Unit includes:

- (1) Hubbell SystemOne 6" floor fitting (S1R6PTFIT)
 - (4) 1 unit Hubbell iSTATION openings (S1R6SPD)
 - (1) decorator opening and (2) keystone openings (S1R6SPE)
 - (4) 20A, pre-wired receptacles (S1R6SPH)
 - (1) 6" flange and universal cover assembly (S1R6CVRxx)
- Opening architecture keystone openings accept Hubbell modular jacks and many others. Receptacles feature single or two circuit wiring and isolated ground capability.




Brushed Aluminum	S1R6PTDEHALU
Black Powder Coat	S1R6PTDEHBLK
Brass Plated	S1R6PTDEHBRS
Bronze Plated (Oil rubbed)	S1R6PTDEHBRZ
Nickel Plated	S1R6PTDEHNKL



Pre-Wired 50/50 Split 6" Fire-Rated Poke-Through for Third Party Devices

Unit includes:

- (1) Hubbell SystemOne 6" floor fitting (S1R6PTFIT)
 - (3) Extron® AAP openings (S1R6SPA)
 - (5) Extron® MAPP openings (S1R6SPC)
 - (1) decorator opening and (2) Hubbell keystone openings (S1R6SPE)
 - (4) 20A, pre-wired receptacles (S1R6SPH)
 - (1) 6" flange and universal cover assembly (S1R6CVRxx)
- Opening architecture Keystone openings accept Hubbell modular jacks and many others. Receptacles feature single or two circuit wiring and isolated ground capability.



Brushed Aluminum	S1R6PTACEHALU
Black Powder Coat	S1R6PTACEHBLK
Brass Plated	S1R6PTACEHBRS
Bronze Plated (Oil rubbed)	S1R6PTACEHBRZ
Nickel Plated	S1R6PTACEHNKL



6" Fire-Rated Poke-Through with Finished Cover

Unit includes:

- (1) Hubbell SystemOne 6" floor fitting (S1R6PTFIT)
- (1) 6" flange and universal cover assembly (S1R6CVRxx)

Brushed Aluminum	S1R6PTALU
Black Powder Coat	S1R6PTBLK
Brass Plated	S1R6PTBRS
Bronze Plated (Oil rubbed)	S1R6PTBRZ
Nickel Plated	S1R6PTNKL



6" Fire-Rated Poke-Through for Furniture Feed Applications

Unit includes:

- (1) Hubbell SystemOne 6" floor fitting (S1R6PTFIT)
- (1) 6" furniture feed flange and cover assembly (S1R6FFCVRxx)
- (1) 2" conduit fitting (S1RFFFIT2)
- (1) 3/4" conduit fitting (S1RFFFIT075)

Brushed Aluminum	S1R6PTFFALU
Black Powder Coat	S1R6PTFFBLK
Brass Plated	S1R6PTFFBRS
Bronze Plated (Oil rubbed)	S1R6PTFFBRZ
Nickel Plated	S1R6PTFFNKL



Note: xx indicates finish options.

Extron is a registered trademark of Extron Electronics.

Complies with UL514 A & C



AV Inspired Fire-Rated Poke-Through

The Hubbell S1PTAVxxx offers an industry leading 1½" data/AV EMT and ¾" power EMT to maximize use of the 4" core hole.



Multiple Sub-Plates

Allow for use of most standard and third party devices.



Fire Rating

Fire barrier expands during fire conditions to maintain the floor's fire rating up to four hours.

Specifications



- UL installation spacing: minimum two feet on center, not more than one per 65 square feet of floor area in each span
- Hubbell SystemOne Fire-Rated Poke-Throughs are approved for use in the City of Chicago
- Meets ADA standards for accessible design, section 4.3.8



Unique Cover Design

Durable cast aluminum construction available in black, gray, brass, aluminum and ivory powder coat finishes.



Complies with UL514 A & C

Hubbell SystemOne 4-Inch Core Hole One-Piece Poke-Throughs

All Hubbell SystemOne 4-inch core, one-piece poke-throughs include the sub-plate and cover to simplify your order and reduce installation time. Units are also available with a power junction box installed. The junction box is also available for purchase separately.



4X4 Poke-Through
S1PT4X4



Decorator Poke-Through
S1PTAL



Modular AV Poke-Through
S1PT3IM



Furniture Feed Poke-Through
S1PTFFAL

One-Piece 4X4 Poke-Through

Description	Color	Without Junction Box	With Junction Box*
Assembled unit includes: <ul style="list-style-type: none"> Hubbell SystemOne 4X4 floor fitting (S1PT4X4FIT) 4X4 sub-plate (S1SP4X4) Finish flange and universal carpet cover assembly (S1CFCxx) 4-hour fire classification Keystone openings accept Hubbell modular jacks, X-END connectors and flush multimedia Snap Fit connectors. Receptacles feature single or two circuit wiring and isolated ground capability.	Aluminum Finish Brass Finish Black/Brass Finish Black Gray	S1PT4X4AL S1PT4X4BRS S1PT4X4BRS3 S1PT4X4BL S1PT4X4GY	S1PT4X4ALJ S1PT4X4BRSJ S1PT4X4BRS3J S1PT4X4BLJ S1PT4X4GYJ



One-Piece Dual Style Line® Decorator Poke-Through

Assembled unit includes: <ul style="list-style-type: none"> Hubbell SystemOne dual channel floor fitting (S1PTFIT) Dual Style Line Decorator opening sub-plate (S1SP) Finish flange and universal carpet cover assembly (S1CFCxx) 4-hour fire classification Style Line Decorator openings accept two Style Line Decorator or one surge or GFCI receptacle and one Style Line Decorator receptacle. Outlet frames can be used to convert the application to a 6-port multi-service or a 12-port all communication solution. Fitting is 4-hr rated at 100% fill to accommodate (12) Cat 6A cables (0.330" diameter).	Aluminum Finish Brass Finish Black Gray	S1PTAL S1PTBRS S1PTBL S1PTGY	S1PTALJ S1PTBRSJ S1PTBLJ S1PTGYJ
---	--	---	---



One-Piece Modular AV Poke-Through

Assembled unit includes: <ul style="list-style-type: none"> Hubbell SystemOne AV floor fitting (S1PTAVFIT) 20A, 125V power and 3-unit Hubbell iSTATION sub-plate (S1SP3IM) Finish flange and universal carpet cover assembly S1CFCxx) 4-hour fire classification The Hubbell iSTATION recessed opening can accommodate datAVoice/audio and video solutions including 15-pin VGA, RCA, S-Video, 3.5mm stereo, X-END, HDMI and XLR microphone jacks.	Aluminum Finish Brass Finish Black Gray	S1PT3IMAL S1PT3IMBRS S1PT3IMBL S1PT3IMGY	S1PT3IMALJ S1PT3IMBRSJ S1PT3IMBLJ S1PT3IMGYJ
--	--	---	---



One-Piece Furniture Feed Poke-Through

Assembled unit includes: <ul style="list-style-type: none"> Hubbell SystemOne AV floor fitting (S1PTAVFIT) Hubbell SystemOne Furniture Feed Cover Plate (S1SPFFxx) 4-hour fire classification This solution provides (1) 3/4" conduit for power and (1) 1 1/2" conduit for low-voltage; furnished with two screw-in flexible metal conduit connectors	Aluminum Finish Brass Finish Black Gray	S1PTFFAL S1PTFFBRS S1PTFFBL S1PTFFGY	S1PTFFALJ S1PTFFBRSJ S1PTFFBLJ S1PTFFGYJ
--	--	---	---



Complies with UL514 A & C

*Junction box factory installed on through floor fitting.



4X4
Through Floor Fitting
S1PT4X4FIT



Dual Channel
Through Floor Fitting
S1PTFIT



AV
Through Floor Fitting
S1PTAVFIT



Hubbell SystemOne 4-Inch Core Hole, Three-Piece Units

4X4 Through Floor Fitting

Description	Without Junction Box	With Junction Box*
Through floor fitting with two 3/4" E.M.T. for communications and one 3/4" E.M.T. for power. For use with Hubbell SystemOne universal covers and S1SP4X4 and S1SPTL series sub-plates only. Universal cover and sub-plate ordered separately. 4-hour fire classification.	S1PT4X4FIT	S1PT4X4FITJ

Dual Channel Through Floor Fitting

Through floor fitting with two 1" E.M.T. conduit stems to feed power and/or communication services. For use with Hubbell SystemOne universal covers and all Hubbell sub-plates except S1SP4X4 and S1SPTL series. Universal cover and sub-plate ordered separately. 4-hour fire classification.	S1PTFIT	S1PTFITJ
--	----------------	-----------------

AV Through Floor Fitting

Through floor fitting with one 3/4" E.M.T. conduit stem for power and one 1 1/2" E.M.T. conduit stem for communication services. Ideal for demanding, high capacity audio/video and data requirements. For use with Hubbell SystemOne universal covers and all Hubbell sub-plates except S1SP4X4 and S1SPTL series. Universal cover and sub-plate ordered separately. 4-hour fire classification.	S1PTAVFIT	S1PTAVFITJ
---	------------------	-------------------

*Junction box factory installed on through floor fitting.



Universal Carpet Cover
S1CFCAL



Universal Tile Cover
S1TFCAL



Abandonment Plate
S1AP4BL



Fire-Rated Closure Plug
S1FRPBL



Power Junction Box
S1FRPTJB

Hubbell SystemOne Universal Covers

















Color	Carpet Catalog Number	Tile Catalog Number
Aluminum Finish	S1CFCAL	S1TFCAL
Brass Finish	S1CFCBRS	S1TFCBRS
Black	S1CFCBL	S1TFCBL
Gray	S1CFCGY	S1TFCGY
Ivory	S1CFCI	S1TFCI

Poke-Through Accessories

Description	Catalog No.
Abandonment plate, black	S1AP4BL
Abandonment plate, gray	S1AP4GY
Fire-rated closure plug, black	S1FRP4BL
Fire-rated closure plug, gray	S1FRP4GY
Power junction box with trade size knockouts: (1) top 1", (1) bottom 3/4", (2) side 1/2", (1) side 3/4"	S1FRPTJB



Complies with UL514 A & C

Description	Catalog No.	Description	Catalog No.	Description	Catalog No.
Style Line® Decorator/GFCI (2) Style Line decorator openings for power and/or datacom applications	 S1SP	Duplex/Duplex (2) duplex openings for power and/or datacom applications	 S1SPDU	Duplex/Style Line® Decorator (1) duplex and (1) Style Line decorator opening for power and/or datacom applications	 S1SPDUSL
Hubbell 4 X 4 (4) 20A, 125V receptacles, (4) keystone openings for Hubbell jacks or flush AV connectors; power can be wired as single or two circuit with isolated ground capability Provided with 15' wire leads Provided with 30' wire leads	 S1SP4X4 S1SP4X415 S1SP4X430	Carpet Furniture Feed Cover/Flange* (1) 3/4" and (1) 1 1/2" N.P.T. access holes for power and/or datacom applications; universal cover not required; includes carpet flange	 S1SPFFAL S1SPFFBRS S1SPFFBL S1SPFFGY	Tile Furniture Feed Cover/Flange* (1) 3/4" and (1) 1 1/2" N.P.T. access holes for power and/or datacom applications; universal cover not required; includes tile flange	 S1SPFFTL S1SPFFTBR S1SPFFTBL S1SPFFTGY
Single Receptacle + Data Opening for 20 or 30A Twist-Lock® receptacle (1.56" OD) and (2) keystone openings for Hubbell jacks or flush AV connectors	 S1SPTL	Hubbell DataCom + Power (1) 20A, 125V receptacle and 3 unit recessed Hubbell iSTATION opening for data, voice and AV applications	 S1SP3IM	Hubbell DataCom + Duplex (1) duplex opening, (2) flush keystone openings and 1.5 unit recessed Hubbell iSTATION opening for data, voice and AV applications	 S1SPDU2IM
Hubbell DataCom + Style Line® Decorator (1) Style Line decorator opening, (2) flush keystone openings and 1.5 unit recessed Hubbell iSTATION opening for data, voice and AV applications	 S1SPSL2IM	Hubbell DataCom 1 unit flush Hubbell iSTATION opening and 3 unit recessed Hubbell iSTATION opening for data, voice and AV applications	 S1SP4IM	Active Multimedia + Power Single 20A, 125V receptacle, (2) flush keystone openings, (1) rectangular Style Line® decorator opening to accommodate active multimedia modules or low voltage outlet frames	 S1SPAMM20
Extron® or FSR + Power (1) 20A, 125V receptacle, recessed opening for (3) single Extron® MAAP series adapter plates or FSR IPS plates	 S1SPEXT1	Extron® or FSR + Power (1) 20A, 125V receptacle, recessed opening for (1) single Extron MAAP and (2) single AAP series adapter plates or FSR IPS plates	 S1SPEXT2	Extron® or FSR Single-Service Recessed opening for (2) single Extron MAAP and (2) single AAP series adapter plates or FSR IPS plates	 S1SPEXT3
Extron® AAP + Power (1) 20A, 125V receptacle, (2) flush keystone and recessed openings for (2) single Extron AAP Series adapter plates	 S1SPEXT4				

*Furnished with two screw-in flexible metal conduit connectors. See Section F for complete offering of Hubbell jacks and frames. See page R16 for FRPT Configuration Chart.



Conduit Plugs
S1FP15BL, S1FP34BL

Sub-Plate Accessories

Replacement threaded conduit plugs					Blank Style Line® Decorator Frame	
Description	Color				Color	Catalog No.
	Aluminum Finish	Brass Finish	Black	Gray	Black	2100BK
1 1/2" plug	S1FP15AL	S1FP15BRS	S1FP15BL	S1FP15GY		
3/4" plug	S1FP34AL	S1FP34BRS	S1FP34BL	S1FP34GY		

See V12 for color chart. Used with S1SPFFxx and S1SPFFTxx only. Sub-plate is supplied with plugs.

Extron is a registered trademark of Extron Electronics.















































































































































Complies with UL514 A & C



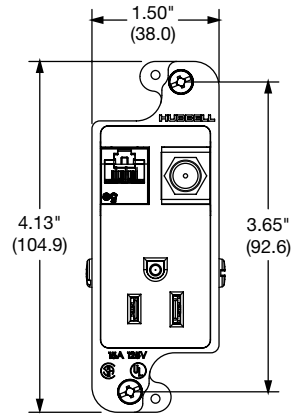
DELIVERY

Approved for use in the City of Chicago (Except S1PFB)

			Floor Boxes*				4" Core Hole Fire-Rated Poke-Throughs		
			Non-Metallic	Metal					
Sub-Plates									
			S1PFB	S1CFB	S1SFB	S1SFBVAV	S1PTFIT	S1PT4X4FIT	S1PTAVFIT
S1SP	Style Line® Decorator/GFCI						 (Single-Service)		 (Multi-Service)
S1SPDU	Duplex/Duplex						 (Single-Service)		 (Multi-Service)
S1SPDUSL	Duplex/Style Line® Decorator						 (Single-Service)		 (Multi-Service)
S1SP4X4	Hubbell 4X4								
S1SPTL	Twist-Lock® Receptacle + Data								
S1SP3IM	Hubbell DataCom + Power								
S1SP4IM	Hubbell DataCom								
S1SPDU2IM	Hubbell DataCom + Duplex								
S1SPSL2IM	Hubbell DataCom + Style Line® Decorator								
S1SPFFxx (Carpet)	Furniture Feed Cover/Flange (Replace xx with BRS (Brass Finish), AL (Aluminum Finish), BL (Black) or GY (Gray))								
S1SPFFTxx (Tile)									
S1SPEXT1	Extron® or FSR® MAAP + Power								
S1SPEXT2	Extron® or FSR® AAP/MAAP + Power								
S1SPEXT3	Extron or FSR® Datacom								
S1SPEXT4	Extron or FSR® AAP + Flush Keystone + Power								
S1SPAMM20	Active Multimedia + Flush Keystone + Power								
S1FCxx SystemOne Carpet Cover	Hubbell SystemOne Floor Boxes and FRPTs use SystemOne Universal Covers (Replace xx with BRS (Brass Finish), AL (Aluminum Finish), BL (Black), GY (Gray) or I (Ivory))		 Signifies minimum depth of concrete pour in inches for Hubbell SystemOne Floor Boxes.						
S1FCxx SystemOne Tile Cover				Extron® is a registered trademark of Extron Electronics. FSR® is a registered trademark of FSR, Inc.					



Requires unique box shown below



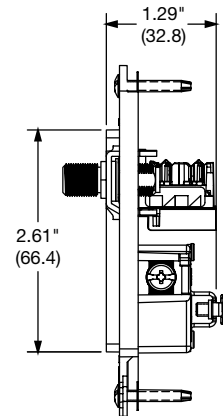
Patented

JLOAD provides low voltage and power in the same frame

Specifications



- UL Listed tamper-resistant receptacle
- Unique mounting strap for use with RJ600 box
- Minimum spacing for power and low voltage
- RoHS compliant



JLOAD Multimedia Outlet
RJ620WTR



JLOAD with Open Ports
RJ62WTR



JLOAD Multimedia Box
RJ600

JLOAD® Multimedia Outlet

Description	Color	 15A 125V NEMA 5-15R UL/CSA	 20A 125V NEMA 5-20R UL/CSA
JLOAD multimedia outlet, specifically designed to provide power, Cat 5e and coaxial in a single gang box; requires JLOAD multimedia box RJ600; perfect for HDTV and computer use where a combination of power and data are needed; includes decorator frame, (1) Cat 5e, (1) F-connector and (1) power receptacle 125V with voltage divider	Almond Black Gray Ivory Light Almond White	RJ650ALTR RJ650BKTR RJ650GYTR RJ650ITR RJ650LATR RJ650WTR	RJ620ALTR RJ620BKTR RJ620GYTR RJ620ITR RJ620LATR RJ620WTR
JLOAD multimedia outlet, includes decorator frame with two open ports for custom configuration and one power receptacle 125V with voltage divider	Almond Black Gray Ivory Light Almond White	RJ65ALTR RJ65BKTR RJ65GYTR RJ65ITR RJ65LATR RJ65WTR	RJ62ALTR RJ62BKTR RJ62GYTR RJ62ITR RJ62LATR RJ62WTR
JLOAD multimedia box, 3" deep with seven 1/2" knockouts, non-metallic sheathed cable clamps on each side; screw in mounting to stud	Steel	RJ600	RJ600



DELIVERY



With Two Receptacles
HBLPP10AI




With One IG and
One Standard Receptacle
HBLPP10IGA



With One IG Surge and
Two IG Duplex Receptacles
HBLPP10SAI



Adjustable T-Bar Assembly
ATB



Replacement Trim Kit
PPTRIM1

Aluminum Service Poles

Aluminum service poles; gray or ivory painted and clear anodized aluminum; Style Line® duplex receptacles and two Style Line® knockouts for communications; includes ceiling trim mounting plate and scuff boot

Description	Height Feet (m)	Gray	Ivory	Clear Anodized Aluminum
Three service; two 20A 125V Style Line® duplex receptacles; one circuit	10' 2" (3.10)	HBLPP10A	HBLPP10AI	HBLPP10AAL
	12' 2" (3.71)	HBLPP12A	HBLPP12AI	HBLPP12AAL
	15' 2" (4.62)	HBLPP15A	HBLPP15AI	HBLPP15AAL
Three service; one orange isolated ground 20A 125V Style Line® duplex receptacle; one 20A 125V Style Line® duplex receptacle; two circuits	10' 2" (3.10)	HBLPP10IGA	HBLPP10IGAI	-
Three service; two orange isolated ground 20A 125V Style Line® duplex receptacles; one isolated ground surge suppression 20A 125V duplex receptacle; one circuit	10' 2" (3.10)	HBLPP10SA	HBLPP10SAI	-
Three service; blank pole; divider; four Style Line® device knockouts	10' 2" (3.10)	HBLPPOA	HBLPPOAI	HBLPPOAAL
	12' 2" (3.71)	HBLPPO12A	HBLPPO12AI	HBLPPO12AAL
	15' 2" (4.62)	HBLPPO15A	HBLPPO15AI	HBLPPO15AAL

Accessories

Adjustable T-bar assembly for mounting poles in middle of ceiling tile (requires PPTRIM1 trim kit)	ATB
Replacement service pole trim kit, Office White	PPTRIM1

Note: Style Line® communication outlets, modular jacks, and data connectors are sold separately. See sections B and F.

Specifications

Material: extruded aluminum; .05" thick (1.27mm)
 Finish: gray, ivory or clear anodized aluminum
 Conductors: 12AWG stranded copper
 Receptacles: (see drawings below)
 Listing: UL Listed

Wiring Capacity (at 40% fill)	Voice Data Channel*			Power Channel**
	Cat 5e	Cat 6	Cat 6A	
HBLPP10A, HBLPP12A, HBLPP15A, HBLPP10IGA	26	11	9	41
HBLPP10SA, HBLPP10SAI	8	6	3	41
HBLPPOA, HBLPPO12A, HBLPPO15A (with barrier)	26	11	9	41

*Pole wiring capacity (telephone fill): Cat 5 UTP (1.96ft²)

**#12 THHN stranded

Custom Poles

Using the chart below, you are able to create a custom service pole.

Position		1	2	3	4	5	6	7	8	9	10	11	12	13	14	
Selections	S	P	1	0	0	2	1	1	B	B	B	X	X	X	C	I

Example: **SP100211BBBXXCI**

10 feet 02 inches, (2) rectangular Style Line® knockouts for data, (3) HBL2162 duplex receptacles, (2) circuits (first two receptacles on Circuit #1, remaining receptacles on Circuit #2), Ivory

Worksheet

Position		1	2	3	4	5	6	7	8	9	10	11	12	13	14
Selections	S	P													

Position 1 and 2: Height to the nearest foot 08–22'

Position 3 and 4: Height in inches up to 11" 00–11"

Position 5, 6, 7, 8, 9, 10, 11, 12:
Starting at Position 5, select datacom knockouts/device frames followed by power receptacle/power knockout options. If the service pole is power only, select receptacle options starting at Position 5. Empty positions should be filled with an "X" to designate an empty field.

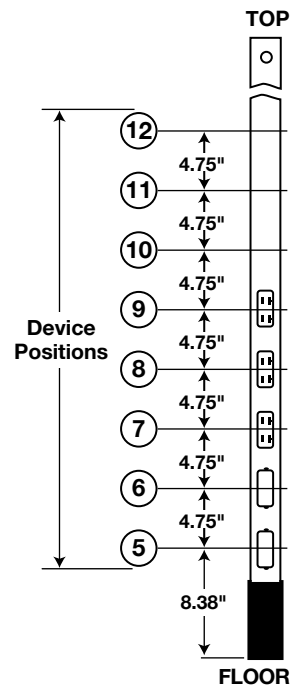
Note: If power receptacles are chosen, then power knockouts may not be chosen in the same service pole.

Data Selections

- 1 - Rectangular Style Line® knockout
- 2 - ½" N.P.T. knockout (0.875" diameter)
- 3 - ¾" N.P.T. knockout (1.109" diameter)
- 4 - 2-port Style Line data frame, 1-gang, 2-port voice/data frame
- 5 - 3-port Style Line data frame, 1-gang, 3-port voice/data frame

Power Selections

- 6 - Rectangular Style Line knockout (for blank poles only)
- 7 - ½" N.P.T. knockout (0.875" diameter, for blank poles only)
- 8 - ¾" N.P.T. knockout (1.109" diameter, for blank poles only)
- A - 5362, 20A, 125V AC, duplex
- B - HBL2162, 20A, 125V AC, Style Line duplex
- C - IG5362, 20A, 125V AC, I.G. duplex
- D - IG2162, 20A, 125V AC, I.G. Style Line duplex
- G - HBL4700, 15A, 125V AC, Twist-Lock® duplex
- H - IG4700, 15A, 125V AC, I.G. Twist-Lock duplex
- I - IG2310, 20A, 125V AC, I.G. Twist-Lock single
- J - IG5361, 20A, 125V AC, I.G. single
- K - HBL5361, 20A, 125V AC, single
- L - HBL2310, 20A, 125V AC, Twist-Lock single
- M - HBL2610, 30A, 125V AC, Twist-Lock single
- N - HBL2320, 20A, 250V AC, Twist-Lock single
- O - HBL2620, 30A, 250V AC, Twist-Lock single
- Q - IG4710, 15A, 125V AC, I.G. Twist-Lock single
- R - HBL4710, 15A, 125V AC, Twist-Lock single
- S - HBL5662, 15A, 250V AC, duplex
- T - IG5662, 15A, 250V AC, I.G. duplex
- U - HBL5661, 15A, 250V AC, single
- V - IG5661, 15A, 250V AC, I.G. single
- W - HBL5462, 20A, 250V AC, duplex



Position 13: Power Circuits

- Z - No circuits (should only be selected when the service poles has ONLY data and/or power knockouts)
- A - All devices on a single circuit
- B - 2 circuits, first receptacle on Circuit #1, remaining receptacles on Circuit #2
- C - 2 circuits, first 2 receptacles on Circuit #1, remaining receptacles on Circuit #2
- D - 2 circuits, first 3 receptacles on Circuit #1, remaining receptacles on Circuit #2
- E - 2 circuits, first 4 receptacles on Circuit #1, remaining receptacles on Circuit #2
- F - 2 circuits, first 5 receptacles on Circuit #1, remaining receptacles on Circuit #2
- G - 2 circuits, first 6 receptacles on Circuit #1, remaining receptacles on Circuit #2
- H - 2 circuits, first 7 receptacles on Circuit #1, remaining receptacles on Circuit #2

Position 14: Color

- I - Ivory
- G - Gray
- W - White
- K - Black
- A - Aluminum with clear anodized finish



DELIVERY | Raceway

Hubbell Raceway systems have been designed to address today's data intensive applications and multimedia installations. Features include easy configurability, compliant bend radius corners and fittings, deep boxes for use with audio/video, fiber and category rated cabling and connections.






DELIVERY | Raceway

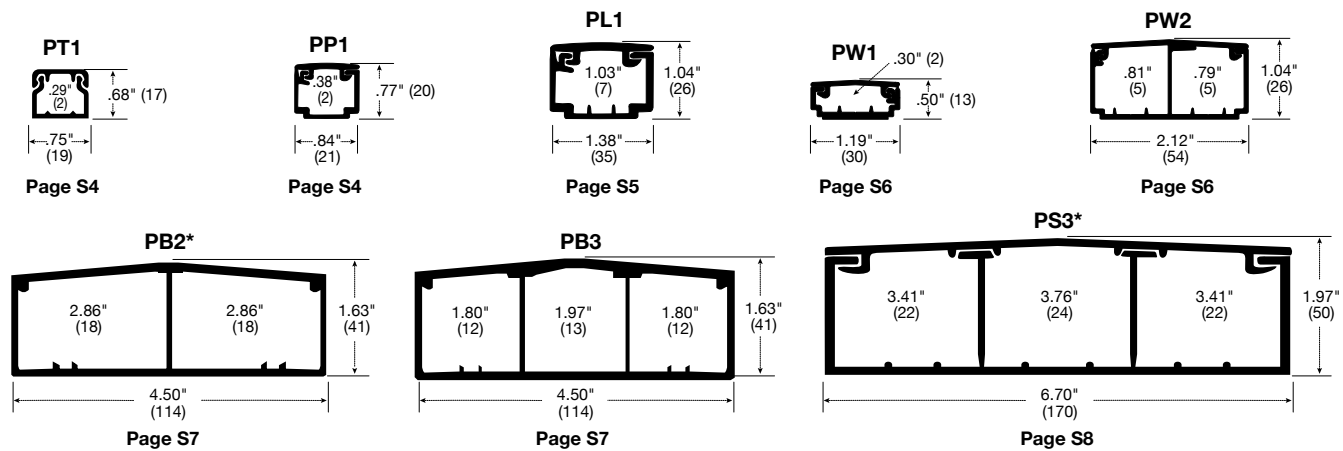
Raceway Systems Features and Benefits	S3
PREMISETRAK® Non-Metallic Raceway	S4
LANTRAK® Non-Metallic Raceway	S5
WALLTRAK® Non-Metallic Raceway	S6
BASETRAK® Non-Metallic Raceway	S7
SUPER BASETRAK® Non-Metallic Raceway	S8
Non-Metallic Raceway Face Plates and Frames	S9
Non-Metallic Raceway Wire Fill Capacity and Compatibility.....	S10
Non-Metallic Raceway Selection Guide	S11





Non-Metallic Raceway

- Sizes range from single channel PREMISETRAK® to three channel Super BASETAK® for all types of surface raceway requirements.
- Single and two channel latching raceways are dual-rated for both power and data applications, reducing inventory requirements.
- Boxes have three cut-aways that can be utilized with WALLTRAK®, LANTRAK® and PREMISETRAK® (latching) systems.
- Full capacity in-line boxes eliminate the need to de-rate the wire fill capacity due to the intrusion of devices into the raceway channel.
- All components are Office White.



*Available pre-wired
 Dimensions in inches (mm)



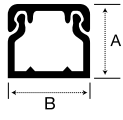
Also Available in Aluminum and Steel

Aluminum Raceway


- Satin anodized finish
- External, internal, flat and tee fittings available to accommodate all types of applications
- Split covers allow access to one service at a time
- Low profile bezel cover accommodates Hubbell iSTATION modules

Steel Raceway

- Hubbell HANDI-SCREW® eliminates long screws for easier installation
- Accepts all Category 5e, 6 and 6A rated cabling
- Ivory and Gray color options available for architects and interior designers
- Ideal for high speed data cabling applications, such as Category 6A and fiber



A: .68" (17)
B: .75" (19)



Internal Elbow
PT1IE



External Elbow
PT1EE

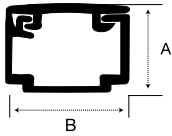


Standard 1-Gang Box
PT12SBA

PT1 Non-Latching Raceway

Office White

Description		Catalog No.	Description		Catalog No.
Base and cover, 5ft	Without adhesive	PT1BC5	Splice cover	Cover only	PT1SC
	With adhesive	PT1ABC5		End cap	Cover only
Base and cover, 7ft	Without adhesive	PT1BC7	Low-profile box*		1-gang
	With adhesive	PT1ABC7	Standard box*	1-gang	PT12SBA
Internal elbow	Cover only	PT1IE	Deep box*	1-gang	PT12DBA
External elbow	Cover only	PT1EE		2-gang	PT12TGB
Flat elbow	Cover only	PT1FE	Round lighting fixture box*		PT12LFB
Tee	Cover only	PT1TC			
Conduit adapter/ ceiling fitting	Base and cover	PT12CA			



A: 0.77" (20)
B: 0.84" (21)



Internal Elbow
PP1IEBC



External Elbow
PP1EEBC



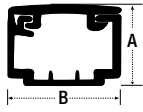
Lighting Fixture Box
PDB12LF

PP1 Latching Raceway

Office White

Description		Catalog No.	Description		Catalog No.
Base and cover, 5ft	Without adhesive	PP1BC5	Conduit adapter/ ceiling fitting	Base and cover	PLP1CACF
	With adhesive	PP1ABC5		Splice cover	Cover only
Base and cover, 7ft	Without adhesive	PP1BC7	End cap		
	With adhesive	PP1ABC7	Safety strap		PP1SS
Internal elbow	Base and cover	PP1IEBC	Low-profile box*	1-gang	PDB12LP
	Cover only	PP1IE	Standard box*	1-gang	PDB12S
External elbow	Base and cover	PP1EEBC	Deep box*	1-gang	PDB12D
	Cover only	PP1EE	Deep box, undivided*	2-gang	PDB12TGLV
Flat elbow	Base and cover	PP1FEBC	Deep box, divided*	2-gang	PDB12TGD
	Cover only	PP1FE	Round lighting fixture box*		PDB12LF
Tee	Base and cover	PP1TCBC			
	Cover only	PP1TC			

*See page S12 for recommended plate to box compatibility.
Dimensions in inches (mm)



A: 1.04" (26)
B: 1.38" (35)



Internal Elbow
PL1IEBC



External Elbow
PL1EEBC



Divided Deep Box
PDB12TGD

PL1 Latching Raceway

Office White

Description		Catalog No.
Base and cover, 5ft	Without adhesive	PL1BC5
	With adhesive	PL1ABC5
Base and cover, 7ft	Without adhesive	PL1BC7
	With adhesive	PL1ABC7
Internal elbow	Base and cover	PL1IEBC
	Cover only	PL1IE
External elbow	Base and cover	PL1EEBC
	Cover only	PL1EE
Flat elbow	Base and cover	PL1FEBC
	Cover only	PL1FE
Tee	Base and cover	PL1TCBC
	Cover only	PL1TC

Description		Catalog No.
Conduit adapter/ ceiling fitting	Base and cover	PLP1CACF
Splice cover	Cover only	PL1SC
End cap		PL1EC
Safety strap		PL1SS
Low-profile box*	1-gang	PDB12LP
Standard box*	1-gang	PDB12S
Deep box*	1-gang	PDB12D
Deep box, undivided*	2-gang	PDB12TGLV
Deep box, divided*	2-gang	PDB12TGD
Round lighting fixture box*		PDB12LF



Hubbell non-metallic latching raceway features a PVC co-extrusion hinged cover design that holds wiring in place during installation not requiring the use of extra wiring clips. The locking cover also prevents the wires from being pinched when the raceway is closed. The neutral Office White color of the raceway will blend in virtually with any of today's decor.

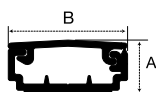
Features

- Easy to cut and handle
- PVC non-metallic construction
- Boxes, fittings, plates, frames and jacks
- Adhesive back available
- PW1 Series
- PW2 Series

Benefits

- Saves installation labor costs
- Resists scratching and denting
- Create a complete Hubbell system
- Easy installation where code allows
- Low profile single channel design
- Accommodates both power and voice/data

*See page S12 for recommended plate to box compatibility.
Dimensions in inches (mm)



A: .50" (13)
B: 1.19" (30)



Internal Elbow
PW1IE



External Elbow
PW1EE

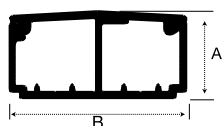


Low-Profile Box
PW1LPB

PW1 Low-Profile, Latching Raceway

Office White

Description		Catalog No.	Description		Catalog No.
Base and cover, 5ft	Without adhesive	PW1BC5	Conduit adapter/ ceiling fitting	Base and cover	PW1CA
	With adhesive	PW1ABC5			
Base and cover, 7ft	Without adhesive	PW1BC7	End cap		PW1EC
	With adhesive	PW1ABC7	Low-profile box*	1-gang	PW1LPB
Internal elbow	Cover only	PW1IE	Standard box*	1-gang	PW1SBA
External elbow	Cover only	PW1EE	Deep box*	1-gang	PW1DBA
Flat elbow	Cover only	PW1FE		2-gang	PW1TGB
Tee	Cover only	PW1TC	Round lighting fixture box*		PW1LFB
Splice cover	Cover only	PW1SC			



A: 1.04" (26)
B: 2.12" (54)



Internal Elbow
PW2IEBC



External Elbow
PW2EEBC



Deep Box, Undivided
PDB12TGD

PW2 Latching Raceway

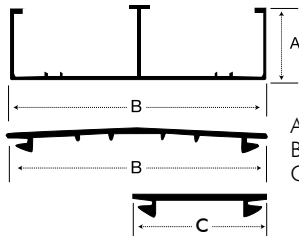
Office White

Description		Catalog No.	Description		Catalog No.
Base and cover, 5ft	Without adhesive	PW2BC5	Conduit adapter/ ceiling fitting	Base and cover	PW2CACF
	With adhesive	PW2ABC5			
Base and cover, 7ft	Without adhesive	PW2BC7	Reducer, from PW2 to PP1	Base and cover	PW2RED
	With adhesive	PW2ABC7	End cap		PW2EC
Internal elbow	Base and cover	PW2IEBC	Safety strap		PW2SS
	Cover only	PW2IE	Low-profile box*	1-gang	PDB12LP*
External elbow	Base and cover	PW2EEBC	Standard box*	1-gang	PDB12S**
	Cover only	PW2EE	Deep box*	1-gang	PDB12D**
Flat elbow	Base and cover	PW2FEBC	Deep box, undivided*	2-gang	PDB12TGLV
	Cover only	PW2FE	Deep box, divided*	2-gang	PDB12TGD**
Tee	Base and cover	PW2TCBC	Divider	1-gang	PDB1DIV
	Cover only	PW2TC		2-gang	PDB2DIV
Splice cover	Cover only	PW2SC	Round lighting fixture box*		PW1LFB

*See page S12 for recommended plate to box compatibility.

**Order divider separately for 1- or 2-gang box.

Dimensions in inches (mm)



A: 1.42" (36)
B: 4.50" (114)
C: 2.22" (56)

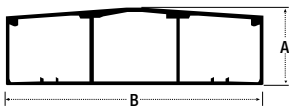


PB2 Non-Latching Raceway

AVAILABLE PRE-WIRED, Office White

Description		Catalog No.
5ft	Base	PB2B5
	Dual channel cover	PB2C5
	Single channel cover	PB2SPL5
10ft	Base	PB2B10
	Dual channel cover	PB2C10
	Single channel cover	PB2SPL10
Internal elbow	Base and cover	PB3IEBCA
External elbow	Base and cover	PB3EEBCA
Flat elbow	Base and cover	PB3FEBCA
Tee	Base and cover	PB3TCBCA
Reducer, from PB2 to PW2	Base and cover	PB3REDA

Description		Catalog No.
Conduit adapter/ ceiling fitting	Base and cover	PB2CACF
Transition fitting, from PB2 to PW2, PL1 or PP1	Base and cover	PB3TRBC
Surface panel connector	Cover only	PB3SPCA
Splice cover	Cover only	PB3SC
End cap		PB3ECA
Safety strap		PB3SS
Inline box*	2-gang	PDB12LP
Wire Clip		PB2WC



A: 1.63" (41)
B: 4.50" (114)



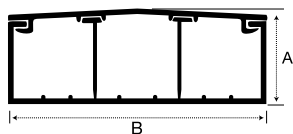
PB3 Non-Latching Raceway

AVAILABLE PRE-WIRED, Office White

Description		Catalog No.
5ft	Base and cover	PB3BC5
10ft	Base and cover	PB3BC10
Internal elbow	Base and cover	PB3IEBCA
	Cover only	PB3IE
External elbow	Base and cover	PB3EEBCA
	Cover only	PB3EE
Flat elbow	Base and cover	PB3FEBCA
	Cover only	PB3FE
Tee	Base and cover	PB3TCBCA
Reducer, from PS3 to PB3	Base and cover	PB3REDA
Splice cover	Cover only	PB3SC
End cap		PB3ECA
Conduit adapter/ ceiling fitting	Base and cover	PB3CACF

Description		Catalog No.
Transition fitting, from PB3 to PW2, PL1 or PP1	Base and cover	PB3TRBC
Transition fitting, from BT3 old style to PB3 new style	Cover only	BTPB3TF
Inline box*	1-gang	PB3IND
	2-gang	PB3IND2G
Surface panel connector		PB3SPCA
Full capacity box*	1-gang	PB3FCIB
	2-gang	PB3FCIB2G
	3-gang	PB3FCIB3G
Wire Clip		PB3WC
Safety strap		PB3SS

*See page S12 for recommended plate to box compatibility.
Dimensions in inches (mm)



A: 1.97" (50)
B: 6.70" (170)



External Elbow
PS3EEBC



Flat Elbow
PS3FEBC



Inline Box
PS3IND

PS3 Non-Latching Raceway

AVAILABLE PRE-WIRED, Office White

Description		Catalog No.	Description		Catalog No.
5ft	Base and cover	PS3BC5	Reducer, from PS3 to PB3	Base and cover	PS3RED
10ft	Base and cover	PS3BC10	Surface panel connector		PS3SPC
Internal elbow	Base and cover	PS3IEBC	Splice cover	Cover only	PS3SC
	Cover only	PS3IE	Inline box*	3-gang	PS3IND
External elbow	Base and cover	PS3EEBC	End cap		PB3ECA
	Cover only	PS3EE	Wire Clip		PS3WC
Flat elbow	Base and cover	PS3FEBC	Safety strap		PS3SS
	Cover only	PS3FE	Full capacity box*	1-gang	PS3FCIB
Tee	Base and cover	PS3TCBC		2-gang	PS3FCIB2G
Conduit adapter/ ceiling fitting	Base and cover	PS3CACF		3-gang	PS3FCIB3G



Pre-Wired Raceway

Hubbell pre-wired raceway systems provide you with the benefit of keeping your fast track projects on schedule and help complete the job on time. Save up to 45% of the installation time needed for field installing component raceway parts with pre-wired raceway solutions.

Available in:

- Non-metallic (Office White)
- Steel (Ivory and Gray)
- Aluminum

Hubbell pre-wired raceway is pre-wired with "power" wiring and devices. Once installed on the job, the pre-wired power raceway system can easily be cabled with voice, data and audio/video services by a qualified and certified cabling installer. For more information, please contact Sales at 1-800-626-0005.

*See page S12 for recommended plate to box compatibility.
Dimensions in inches (mm)



KP Plates



iSTATION Frames



Keystone IFP Plates



Communication Outlet Frames

1-Gang KP Plates

Office White

Duplex	Decorator	Single Receptacle (1.41" ID)	Single Receptacle (1.60" ID)	Toggle	Blank	Coax (2)	Jack/Coax	Jacks (2)	Jacks (3)	KP Module Bezel**
KP8	KP26	KP7	KP720	KP1	KP14	KP212	KP2140	KP2162	KP2163	KPIMBZOW

**Accepts all Hubbell iSTATION modules located in section F.

2-Gang KP Plates (For use with PT12TGB and PW1TGB only)

Office White

Duplex	Decorator	Toggle	Blank
KP82	KP262	KP2	KP24

Hubbell iSTATION Frames

Office White

1-Gang	2-Gang
IMF1OW	IMF2OW

Note: Front loading plate will accept any modules in three unit combinations. Angled fixtures to be used in bottom opening only. See section C for complete Hubbell iSTATION module offering.

Keystone IFP Plates

Office White

1-Gang				2-Gang		
2-Port	3-Port	4-Port	6-Port	6-Port	9-Port	12-Port
IFP12OW	IFP13OW	IFP14OW	IFP16OW	IFP26OW	IFP29OW	IFP212OW

Communication Outlet Frames

Office White

Decorator Keystone					Duplex Keystone		
Decorator	2-Port	3-Port	4-Port	6-Port	Duplex	2-Port	4-Port
IFP126OW	ISF2OW	ISF3OW	ISF4OW	ISF6OW	IFP18OW	BR106C	Q106O

Non-Metallic Raceway Wire Fill Capacities

			Power (THHN/T90 Nylon)			Voice		Data (Copper Cables)					Data (Multimode Fiber Optic Cables)			
			14 AWG	12 AWG	10 AWG	4-Pair	25-Pair	Type RG59U	Cat. 5e	Cat. 6	Cat. 6A	Cat. 6 STP	(2) or (4) Fiber Round Cable	Fiber Optic Jumpers	Fiber Optic Zip Cord	
			Wire O.D. (in.):	0.111	0.13	0.164	0.19	0.41	0.242	0.21	0.25	0.35	0.29	0.19	0.118	.12 x .24
			Wire Area (sq. in.):	0.0097	0.0133	0.0211	0.0283	0.1320	0.0460	0.0346	0.0491	0.0962	0.0660	0.0283	0.0109	0.0288
Series	Channel	Channel Area (sq. in.)	Wire Fill Capacity			40%	40%	40%	40%	40%	40%	40%	40%	40%	40%	
PT1	A	0.29	5	8	5	4	1	3	3	2	1	2	4	11	4	
PP1	A	0.38	12	11	8	5	1	3	4	3	2	2	5	14	5	
PL1	A	1.03	42	34	22	15	3	9	12	8	4	6	15	38	14	
PW1	A	0.30	6	10	4	4	0	2	3	2	1	2	4	11	4	
PW2	A+B	1.60	41	36	22	23	5	14	18	13	7	10	23	59	22	
A B	A	0.81	12	22	12	11	2	7	9	7	3	5	11	30	11	
	B	0.79	12	22	10	11	2	7	9	6	3	5	11	29	11	
PB2	A+B	5.72	60	36	45	81	17	50	66	47	24	35	81	210	79	
A B	A or B	2.86	42	30	28	40	9	25	33	23	12	17	40	105	40	
PB3	A+B+C	5.57	60	36	45	79	17	48	64	45	23	34	79	204	77	
A B C	A or C	1.80	42	30	28	25	5	16	21	15	7	11	25	66	25	
	B	1.97	42	30	28	28	6	17	23	16	8	12	28	72	27	
PS3	A+B+C	10.58	72	66	78	150	32	92	122	86	44	64	150	388	147	
A B C	A or C	3.41	42	36	42	48	10	30	39	28	14	21	48	125	47	
	B	3.76	42	36	42	53	11	33	43	31	16	23	53	138	52	

Note: Pathway (raceway) fill shall be 40% maximum. Raceway fittings and outlets/receptacles reduce the cross section of the raceway system, thus reducing overall cable fill capacity.

Recommended Plate to Box Compatibility Selection Chart (✓ Indicates "Works With")

Non-Metallic Raceway Box Series		PS3- Series				PB3- Series					PB2- Series	PDB12- Series			PT12- and PW1- Series	
Plate Style	Sample Catalog Number	-IND	-FCIB	-FCIB2G	-FCIB3G	-IND	-IND2G	-FCIB	-FCIB2G	-FCIB3G	-IND2G	-LP, -S, -D	-TGD	-TGLV	-LP(B), -S(BA), -D(BA)	-TGB
1-Gang KP Series Plate	KP8	✓	✓	✓	✓	✓	✓	✓	✓	✓	✓	✓	✓		✓	
1-Gang KP Series Bezel	KPIMBZ	✓	✓	✓	✓	✓	✓	✓	✓	✓	✓	✓	✓		✓	
1-Gang Standard Data Plate	IFP120W		✓	✓	✓	✓		✓	✓	✓		✓			✓	
1-Gang iSTATION Plate Frame	IMF10W		✓	✓	✓	✓		✓	✓	✓		✓			✓	
Style Line® Data Plate	IFP1260W		✓	✓	✓	✓		✓	✓	✓		✓			✓	
Duplex Data Plate	IFP180W		✓	✓	✓	✓		✓	✓	✓		✓			✓	
2-Gang iSTATION Plate Frame	IMF20W													✓		✓
2-Gang Standard Data Plate	IFP290W													✓		✓
2-Gang KP Series Plate	KP82															✓

Note: Hubbell Office White plates and devices color match all non-metallic raceway systems.

Physical Properties

When tested in accordance with UL 5A	
Impact resistance	5ft lb
Crush resistance	300lb
Temperature range	-25.6° to 158° F
Flame rating	UL94V-0
Material	UV Stabilized PVC

Codes/Standards

EIA/TIA	569A
UL Standard	UL 5A
Listings	E118895, E119190
CSA Standard	C22.2 no. 62
Certified	LR87514



Raceway

Raceway style	PREMISETRAK®		LANTRAK®	WALLTRAK®		BASETRAK®		SUPER BASETRAK®
	Non-Latching	Latching	Latching	Latching	Latching	2-Piece	2-Piece	2-Piece
Profile dimensions	.75" x .68"	.84" x .77"	1.38" x 1.04"	1.19" x .5"	2.12" x 1.04"	4.5" x 1.63"	4.5" x 1.63"	6.7" x 1.97"
Number of channels	1	1	1	1	2	2	3	3
5' base and cover	PT1BC5	PP1BC5	PL1BC5	PW1BC5	PW2BC5			
5' base and cover, adhesive	PT1ABC5	PP1ABC5	PL1ABC5	PW1ABC5	PW2ABC5			
7' base and cover	PT1BC7	PP1BC7	PL1BC7	PW1BC7	PW2BC7			
7' base and cover, adhesive	PT1ABC7	PP1ABC7	PL1ABC7	PW1ABC7	PW2ABC7			
5' base only						PB2B5		
10' base only						PB2B10		
5' one-piece cover						PB2C5		
10' one-piece cover						PB2C10		
5' split cover						PB2SPL5		
10' split cover						PB2SPL10		
5' base and cover							PB3BC5	PS3BC5
10' base and cover							PB3BC10	PS3BC10

Fittings

Fitting style	PREMISETRAK®		LANTRAK®	WALLTRAK®		BASETRAK®		SUPER BASETRAK®
	Non-Latching	Latching	Latching	Latching	Latching	2-Piece	2-Piece	2-Piece
Flat elbow cover	PT1FE	PP1FE	PL1FE	PW1FE	PW2FE		PB3FE	PS3FE
Flat elbow*		PP1FEBC	PL1FEBC		PW2FEBC	PB3FEBCA	PB3FEBCA	PS3FEBC
Internal elbow cover	PT1IE	PP1IE	PL1IE	PW1IE	PW2IE		PB3IE	PS3IE
Internal elbow*		PP1IEBC	PL1IEBC		PW2IEBC	PB3IEBCA	PB3IEBCA	PS3IEBC
External elbow cover	PT1EE	PP1EE	PL1EE	PW1EE	PW2EE		PB3EE	PS3EE
External elbow*		PP1EEBC	PL1EEBC		PW2EEBC	PB3EEBCA	PB3EEBCA	PS3EEBC
Tee cover	PT1TC	PP1TC	PL1TC	PW1TC	PW2TC			
Tee cover*	PT1SC	PP1TCBC	PL1TCBC		PW2TCBC	PB3TCBCA	PB3TCBCA	PS3TCBC
Splice cover		PP1SC	PL1SC	PW1SC	PW2SC	PB3SC	PB3SC	PS3SC
Security strap, 2-hole		PP1SS	PL1SS		PW2SS	PB3SS	PB3SS	PS3SS
End cap	PT1EC	PP1EC	PL1EC	PW1EC	PW2EC	PB3ECA	PB3ECA	PS3EC
Conduit adapter/ ceiling fitting	PT12CA	PLP1CACF	PLP1CACF	PW1CA	PW2CACF	PB2CACF	PB3CACF	PS3CACF
Wire clips						PB2WC	PB3WC	PS3WC
Surface panel connector						PB3SPCA	PB3SPCA	PS3SPC
Transition fitting, PB3 to PW2, PL1 or PP1						PB3TRBC	PB3TRBC	
Reducers					PW2RED	PB3REDA	PB3REDA	PS3RED
Transition fitting, BT3 to PB3							BTPB3TF	

*Indicates 1/4" bend radius base and cover fitting.

Physical Properties

When tested in accordance with UL 5A	
Impact resistance	5ft lb
Crush resistance	300lb
Temperature range	-25.6° to 158° F
Flame rating	UL94V-0
Material	UV Stabilized PVC

Codes/Standards

EIA/TIA	569A
UL Standard	UL 5A
Listings	E118895, E119190
CSA Standard	C22.2 no. 62
Certified	LR87514



Fittings

	PREMISETRAK®		LANTRAK®	WALLTRAK®		BASETRAK®		SUPER BASETRAK®
Low-profile 1-gang	PT12LPB	PDB12LP	PDB12LP	PW1LPB	PDB12LP			
Standard profile 1-gang	PT12SBA	PDB12S	PDB12S	PW1SBA	PDB12S			
Deep profile 1-gang	PT12DBA	PDB12D	PDB12D	PW1DBA	PDB12D			
Divided 2-gang (multi-service capable)		PDB12TGD	PDB12TGD		PDB12TGD			
Communications only 2-gang		PDB12TGLV	PDB12TGLV	PDB12TGLV				
2-gang	PT12TGB			PW1TGB				
Round lighting fixture box	PT12LFB	PDB12LF	PDB12LF	PW1LFB	PDB12LF			
Multi-service pass-thru divider tunnel 1-gang					PDB1DIV			
Multi-service pass-thru divider tunnel 2-gang					PDB2DIV			
ISB surface housings		ISB 1, 2, 4, 6, 12	ISB 4, 6, 12		ISB 4, 6, 12			
AMO multimedia housing			AMO		AMO			
Inline 1-gang							PB3IND	
Inline 2-gang (multi-service capable)						PB2IND2G	PB3IND2G	
Inline 3-gang (multi-service capable)								PS3IND
Full capacity raise inline 1-gang							PB3FCIB	PS3FCIB
Full capacity raise inline 2-gang							PB3FCIB2G	PS3FCIB2G
Full capacity raise inline 3-gang (multi-service capable)							PB3FCIB3G	PS3FCIB3G
Hubbell iSTATION module bezel	KPIMBZOW	KPIMBZOW	KPIMBZOW	KPIMBZOW	KPIMBZOW	KPIMBZOW	KPIMBZOW	KPIMBZOW

Recommended Plate to Box Compatibility Selection Chart (✓ Indicates "Works With")


Non-Metallic Raceway Box Series		PS3-Series				PB3-Series					PB2-Series	PDB12-Series			PT12- and PW1-Series	
Plate Style	Sample Catalog Number	-IND	-FCIB	-FCIB2G	-FCIB3G	-IND	-IND2G	-FCIB	-FCIB2G	-FCIB3G	-IND2G	-LP, -S, -D	-TGD	-TGLV	-LP(B), -S(BA), -D(BA)	-TGB
1-Gang KP Series Plate	KP8	✓	✓	✓	✓	✓	✓	✓	✓	✓	✓	✓	✓		✓	
1-Gang KP Series Bezel	KPIMBZ	✓	✓	✓	✓	✓	✓	✓	✓	✓	✓	✓	✓		✓	
1-Gang Standard Data Plate	IFP12OW		✓	✓	✓	✓		✓	✓	✓		✓			✓	
1-Gang iSTATION Plate Frame	IMF1OW		✓	✓	✓	✓		✓	✓	✓		✓			✓	
Style Line® Data Plate	IFP126OW		✓	✓	✓	✓		✓	✓	✓		✓			✓	
Duplex Data Plate	IFP18OW		✓	✓	✓	✓		✓	✓	✓		✓			✓	
2-Gang iSTATION Plate Frame	IMF2OW													✓		✓
2-Gang Standard Data Plate	IFP29OW													✓		✓
2-Gang KP Series Plate	KP82															✓

Note: Hubbell Office White plates and devices color match all non-metallic raceway systems.



HI-Impact | Harsh Environment Systems

Hubbell's HI-Impact systems are more than just connections. They are complete end-to-end communications solutions designed to solve problems in the most punishing environments.





HI-Impact | Systems

Copper Connectors.....	T3
Patch Cords.....	T4
Plates, Boxes and Covers.....	T5
Surface Mount and DIN Rail Boxes.....	T6
Weatherproof Covers.....	T7
Equipment Cabinets.....	T8





Performance

All connectors are verified to the latest standard for Category rated performance (6 and 5e)



Durability

Rugged construction for the most punishing environments



Interface

User-friendly quick connect positive indication when fully engaged

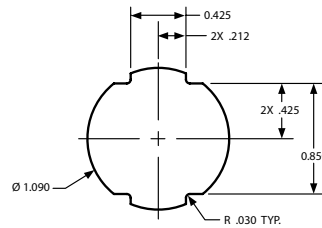
Specifications



- Vibration: frequency range: 10-500Hz
- Acceleration: 5g (operational)
- Mating cycles: 750 minimum
- HI-Impact housing: Thermoplastic, UL 94V-0

Standards

- TIA-568-C.2 Category 6 and 5e component
- IEEE 802.3AT PoE+ (DTE Power)
- Ingress protection: IP67 (dust/water)



Installation

Standard 3/4" conduit knockout simplifies installation



Cat 6 Connector
HI6



Cat 5e Connector
HI5E



In-line Coupler, Cat 5e
HI5EC



Protective Cap
HIC

HI-Impact Copper Panel Mount Connectors

Includes (1) housing, (1) jack, (1) flat bulkhead gasket, and (1) retaining nut

Description	Catalog No.
HI-Impact Category 6 connector (UTP)	HI6
HI-Impact Category 5e connector	HI5E
HI-Impact In-line coupler, Category 6	HI6C
HI-Impact In-line coupler, Category 5e	HI5EC
Protective cap	HIC



Adaptability

The coupler housing is a perfect solution for temporary and flexible work areas where single port drops are needed.



Durability

HI-Impact shell provides the ultimate protection harsh environments demand.



Performance

100% performance tested to the current standard for Category rated performance



Flexibility

Available in a variety of lengths and styles to accommodate the range of applications and combinations requested

Specifications



- HI-Impact housing temperature range: -25°C to 70°C
- HI-Impact housing: Thermoplastic, UL 94V-0

Standards

- TIA-568-C.2 Category 6 and 5e component
- IEEE 802.3AT PoE+ (DTE Power)
- Ingress protection: IP67 (dust/water)

HI-Impact Patch Cord Assembly Chart

AE



EE



AA



Plug Connector, Bulk Patch Cable
HI6P, HIPC6100



Coupler Housing
HICH

HI-Impact Patch Cords

Description	2 feet	3 feet	5 feet	7 feet	10 feet	15 feet	20 feet
HI-Impact Cat 6 RJ45 to standard RJ45	HI602AE	HI603AE	HI605AE	HI607AE	HI610AE	HI615AE	HI620AE
HI-Impact Cat 6 RJ45 on both ends	HI602EE	HI603EE	HI605EE	HI607EE	HI610EE	HI615EE	HI620EE
Standard Cat 6 RJ45 on both ends	HI602AA	HI603AA	HI605AA	HI607AA	HI610AA	HI615AA	HI620AA
	25 feet	30 feet	35 feet	40 feet	45 feet	50 feet	
HI-Impact Cat 6 RJ45 to standard RJ45	HI625AE	HI630AE	HI635AE	HI640AE	HI645AE	HI650AE	
HI-Impact Cat 6 RJ45 on both ends	HI625EE	HI630EE	HI635EE	HI640EE	HI645EE	HI650EE	
Standard Cat 6 RJ45 on both ends	HI625AA	HI630AA	HI635AA	HI640AA	HI645AA	HI650AA	

Description	Catalog No.
HI-Impact Cat 6 plug connector, UTP	HI6P
HI-Impact Cat 6 plug, RJ45 UTP stranded, 25-pk	HIP625
HI-Impact RJ45 plug boot, Black, 25-pk	HICB25BK
HI-Impact Cat 6 bulk patch cable, 100ft	HIPC6100
HI-Impact coupler housing, connectors not included	HICH



Stainless Steel Plate Specifications

- Thickness: .04" (.9) nominal
- Material: smooth metal 302/304; super stainless steel 17-19% chrome, 8% nickel
- Gasket material: UL closed-cell foam

Thermoplastic Plate Specifications

- Flammability: UL 94-V0, 94-5VA classification
- Material: Thermoplastic
- Gasket material: UL closed-cell foam



Device Box
HIFD2L



Non-Metallic Conduit
G1050



Non-Metallic Fittings
P050NGYA, PS0509NGYA

Stainless Steel Plates

Port Size	Gangs	Catalog No.
1	1	HISF11
2	1	HISF12
	2	HISF22
4	2	HISF24

Thermoplastic 4-Point FS/FD Plates

Port Size	Gangs	Color	IP Rating	Catalog No.
1	1	Gray	55	HI14GY
		Yellow	55	HI114PY
2	1	Gray	55	HI24GY
		Yellow	55	HI124PY

Weatherproof Device Box

Knockout	Protection Level	Color	Catalog No.
1/2"	NEMA Type 3R	Gray	HIWP05GY
3/4"	NEMA Type 3R	Gray	HIWP75GY

HI-Impact POLYTUFF® Non-Metallic Conduit

Size	Length	Color	Catalog No.
1/2"	100'	Gray	G1050
3/4"	100'	Gray	G1075

Cast Aluminum Device Box with Lugs

Hub	Color	Catalog No.
1/2"	Gray	HIFD1L
3/4"	Gray	HIFD2L

LIQUIDTIGHT® Non-Metallic Fittings

Description	Size	Color	Catalog No.
Straight male	1/2"	Gray	P050NGYA
	3/4"	Gray	P075NGYA
SWIVELLOK® male	1/2"	Gray	PS0509NGY
	3/4"	Gray	PS0759NGY



HI-Impact Surface Mount Box

- Provides an easy way to mount and protect connectivity in punishing environments, supporting all HI-Impact media types
- For applications requiring stainless steel, NEMA Type 4/12 or NEMA Type 4X in different port configurations, a HI-Impact surface mount box suits environmental needs



2-Port Thermoplastic
HI24XGY



2-Port Powder Coat Steel
HI2CB2G



1-Port Stainless Steel
HI1CBSS

HI-Impact Surface Mount Boxes

Thermoplastic, Gray

NEMA Type Rating	Ports	Catalog No.
4X	1	HI14XGY
	2	HI24XGY
	4	HI44XGY
	6	HI64XGY

Steel, powder coated, Gray

4/12/13	1	HI1CB2G
	2	HI2CB2G

Stainless steel, brushed

4X	1	HI1CBSS
	2	HI2CBSS



DIN Rail Utility Box

- Offers a labor-saving method for providing utility power and/or communications to any control cabinet
- Installation is as easy as snapping the box vertically onto a 35mm DIN Rail and connecting the line, neutral and ground wires to the terminal block for power, or punching down Hubbell jacks for communications

DIN Rail Utility Box

Description	Catalog No.
Communications DIN rail utility box kit (unloaded)	HI DRUBCKIT

See page B9 for decorator and duplex frames.



Specifications

- High-impact polycarbonate construction provides maximum durability
- Patented keyhole mounting system allows installation in under a minute
- Includes attached gasket and mounting hardware
- Pre-configured for GFCI with patented knockout technology for alternate devices
- Lockable tab, 0.40" hasp

Standards

- UL Listed
- NEMA Type 3R Rated
- 2014 NEC® Compliant (Article 406.9)



Standard 1-Gang
RW57300



Jumbo 1-Gang
RW57350

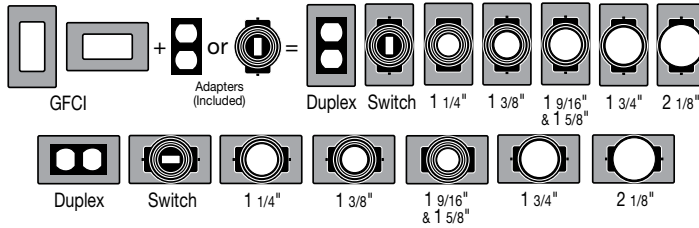


2-Gang
RW57750

1-Gang Weatherproof Covers for Vertical/Horizontal Mounting

Description	Dimensions Inches (mm)	Catalog No.
Standard, non-metallic, gray with clear tinted cover, While-In-Use, 16-in-1 configurations below	5.54" x 3.79" x 3.07" (140.7 x 96.3 x 78.0)	RW58300
Jumbo, non-metallic, gray with clear cover, While-In-Use, 16-in-1 configurations below	5.54" x 3.79" x 5.08" (140.7 x 96.3 x 129.0)	RW58350


16-in-1



2-Gang Weatherproof Covers for Vertical/Horizontal Mounting

Description	Dimensions Inches (mm)	Catalog No.
Non-metallic, gray with clear cover, While-In-Use, 55-in-1 standard	5.54" x 5.43" x 3.07" (140.7 x 137.9 x 78.0)	RW58750

55-in-1



All covers required by the NEC® for while-in-use outdoor power distribution; thermoplastic covers provide protection for use in wet locations with the cover closed; holes for padlocks are .40 inches.

NEC® is a registered trademark of the National Electrical Code. NEMA® is a registered trademark of the National Electrical Manufacturers Association.



RE-BOX® Industrial Cabinet
IR4UG



Consolidation Point Cabinet
HICP412G



Lock Kit
CKL751

Specifications

- NEMA Type 4X Environmental Protection
- Enclosure is fabricated from 14 gauge 304 stainless steel, door is 14 gauge 316 stainless steel
- Plasma-welded, continuous seams
- ¼-turn, oil-tight latches on door
- Poured-in polyurethane gasket on door

HI-Impact RE-BOX® Industrial Cabinet

Cold rolled steel, powder coated, gray

NEMA Type Rating	Width Inches (mm)	Depth Inches (mm)	Height Inches (mm)	Catalog No.
3R	21" (533)	12" (309)	24" (610)	IR2U3RG
			36" (914)	IR3U3RG
4/12/13	21" (533)	12" (309)	24" (610)	IR2UG
			36" (914)	IR3UG
			48" (1219)	IR4UG
			36" (914)	IR3PG*
			48" (1219)	IR4PG*

Stainless steel, brushed

4X	21" (533)	12" (309)	24" (610)	IR2USS
			36" (914)	IR3USS

*Pre-configured version includes (1) enclosure, (1) bottom-hinged patch panel bracket (4U, REK19), (1) equipment mounting bracket (5U, REKZ), and (1) HI-Impact RE-BOX back panel.

See pages N6 and N7 for RE-BOX accessories.

Hubbell's HI-Impact NEMA Type 4X and 4/12 consolidation point cabinets are designed for harsh environments where oil, dirt, dust and moisture are present. The HI-Impact consolidation point cabinet is a perfect solution to house and secure small switches, wireless access points and cross connect products in harsh environments such as factory floors, convention centers, correctional facilities, and commercial kitchens.

HI-Impact Consolidation Point Cabinet

Cold rolled steel, powder coated, gray

NEMA Type Rating	Width Inches (mm)	Depth Inches (mm)	Height Inches (mm)	Catalog No.
4/12/13	12" (309)	7" (178)	12" (309)	HICP412G

Stainless steel, brushed

4X	21" (533)	12" (309)	36" (914)	HICPSS
----	-----------	-----------	-----------	---------------

Lock Kit

Use to change lock style to meet specific applications; includes (2) assembly locks and keys

Description	Catalog No.
CH751 keyed lock kit	CKL751



netSELECT® | Residential Solutions

Hubbell's netSELECT® products are the perfect solution for quick and easy dependable installs. Each netSELECT product has been designed to accommodate today's changing voice, data and video applications.





netSELECT® | Residential Solutions

In-Wall AV Delivery	U3
In-Ceiling AV Delivery	U4
Network Enclosures	U5
Network Modules	U7
AV Modules	U8
Accessories	U9
Connectivity	U10
NSC Patch Cords	U11
Frames and Plates	U12
Molded-In Voice/Data/Video Frames	U13
Molded-In Plates	U14
Telephone Jacks	U16





Specifications

- 18 gauge cold rolled steel base
- White powder coat finish
- High impact thermoplastic ABS trim ring

Standards

- cULus 1863 listed
- UL V0 flame rating on ABS trim ring



FPTV Enclosure Cover
NSAV6C



Power Kit
NSOKPS



Feed-Through Plate
NSAV11

FPTV Connection Enclosure

Description	Height Inches (mm)	Width Inches (mm)	Depth Inches (mm)	Color	Catalog No.
2-gang in-wall enclosure	8.16" (207)	7.92" (201)	3.37" (86)	White	NSAV62M
4-gang in-wall enclosure	14.80" (376)	7.92" (201)	3.37" (86)	White	NSAV124M
Steel cover for NSAV6 series	7.2" (183)	7.2" (183)	0.05" (1)	White	NSAV6C
Steel cover for NSAV12 series	13.80" (351)	7.2" (183)	0.05" (1)	White	NSAV12C
Block wall adapter					NSAV6BW
New work stud brackets					NSAV6NW

Power Kits

Description	Color	Catalog No.
Standard power kit; includes wallplate, box and 15A tamper-resistant outlet	White	NSOKPTR
Surge protected power kit; includes wallplate, box and surge protected outlet	Blue	NSOKPS

Feed-Through Plates

Description	Color	Catalog No.
1-gang	Ivory	NSAV1I
	White	NSAV1W
2-gang	Ivory	NSAV2I



Specifications

- 18 gauge cold rolled steel base
- White powder coat finish
- High impact thermal plastic ABS latch
- 18 gauge welded steel mounting brackets



AV Ceiling Enclosure
AVCE1P



HDMI 2-Port Frame
NS802W



HDMI Patch Cord
HDPC06BK

AV Ceiling Enclosures

Description	Rating	Enclosure Dimensions	Color	Catalog No.
AV ceiling enclosure	Non-plenum	24"(610) x 12" (305) x 8" (203)	White	AVCE1
AV ceiling enclosure	Plenum	24"(610) x 12" (305) x 8" (203)	White	AVCE1P

Note: Enclosure Includes: (2) 20 amp duplex receptacles and 2-gang back box.

HDMI Frames

HDMI, decorator frame, female to female

Color	1-Gang, 1-Port	1-Gang, 2-Port
Almond	NS801AL	NS802AL
Black	NS801BK	NS802BK
Gray	NS801GY	NS802GY
Ivory	NS801I	NS802I
Light Almond	NS801LA	NS802LA
White	NS801W	NS802W

HDMI Horizontal Cords

Connector to Connector, 24AWG

Length (ft)	Catalog No.
10	HDH10BK
15	HDH15BK
20	HDH20BK
25	HDH25BK
30	HDH30BK

Black and non-plenum only

HDMI Device Patch Cords

24AWG

Length (ft)	Catalog No.
3	HDPC03BK
6	HDPC06BK

Black and non-plenum only

HDMI Link Cords

Connector to Device, 24AWG

Length (ft)	Catalog No.
10	HDL10BK
15	HDL15BK
20	HDL20BK
25	HDL25BK
30	HDL30BK

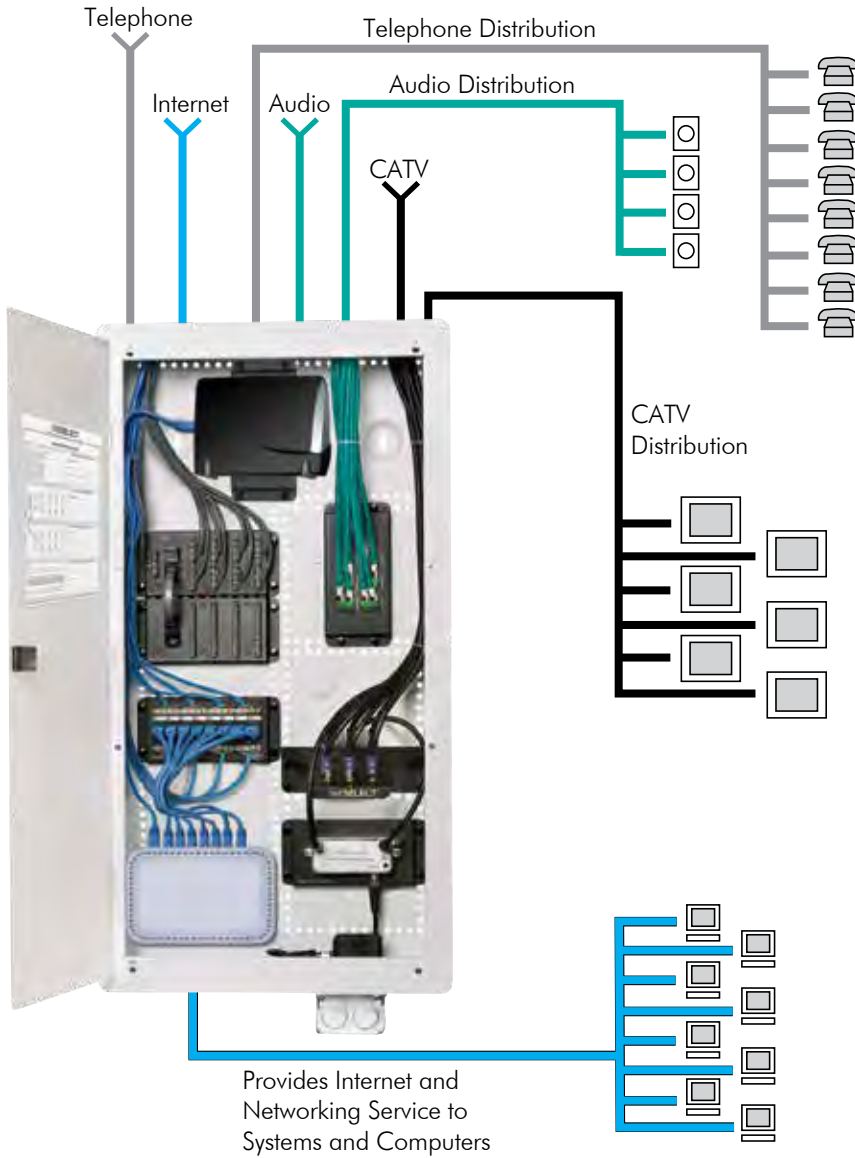
Black and non-plenum only

HDMI Coupler Cords

Coupler to Device, 24AWG

Length (ft)	Catalog No.
10	HDC10BK
15	HDC15BK
20	HDC20BK
25	HDC25BK
30	HDC30BK

Black and non-plenum only



Flexibility

Hinged cover can be mounted to swing from either side.



Options

Horizontal and vertical module mounting holes for maximum flexibility.



Installation

Additional nylon push pins provided to assist module mounting.

Specifications



- Material: 20-18 gauge steel
- Finish: white, powder coat
- UL and cULus Listed 1863



Pre-Configured Network Kit
NSOBNK14



10-Inch
NSOBX10



14-Inch
NSOBOX14

Pre-Configured Network System

Description	Catalog No.
Basic home network kit includes: - One box with hinged cover NSOBOX14 - One primary 8-port telephone module NSOPTM8 - One four way coaxial splitter module NSOVM4	NSOBNK14

10-Inch Network Enclosure for MDU and Modular Applications

Description	Height Inches (mm)	Width Inches (mm)	Depth Inches (mm)	Module Unit Capacity	Catalog No.
With hinged cover	11.55" (293)	15.65" (398)	4.08" (104)	3	NSOBX10
With panel cover	11.07" (281)	–	4.08" (104)	3	NSOBX10BC
10"H box only	10.07" (256)	14.38" (365)	3.96" (101)	3	NSOBX10B
Hinged door	11.55" (293)	15.65" (398)	0.58" (15)	–	NSOBX10D
Panel cover	11.07" (281)	15.50" (594)	0.20" (5)	–	NSOBX10C

14-Inch Network Enclosure

Description	Height Inches (mm)	Width Inches (mm)	Depth Inches (mm)	Module Unit Capacity	Catalog No.
With hinged cover	15.55" (395)	15.65" (398)	4.08" (104)	5	NSOBOX14
With panel cover	15.10" (384)	15.54" (395)	4.08" (104)	5	NSOBOX14BC
14"H box only	14.00" (356)	14.38" (365)	3.96" (101)	5	NSOBOX14B
Hinged door	15.55" (395)	15.65" (398)	0.33" (8)	–	NSOBOX14D
Vented door (louver)	15.55" (395)	15.65" (398)	0.52" (15)	–	NSOBOX14DL
Panel cover	15.11" (384)	15.54" (395)	0.20" (5)	–	NSOBOX14C
2"D extension bracket with ventilation and WiFi KO	15.30" (389)	15.57" (395)	2.00" (51)	–	NSOBOX14X2

28-Inch Network Enclosure

Description	Height Inches (mm)	Width Inches (mm)	Depth Inches (mm)	Module Unit Capacity	Catalog No.
With hinged cover	29.55" (751)	–	–	11	NSOBOX28
With panel cover	29.13" (740)	15.54" (395)	4.08" (104)	11	NSOBOX28BC
28"H box only	28.00" (711)	14.38" (365)	3.96" (101)	11	NSOBOX28B
Hinged door	29.55" (751)	15.65" (398)	0.33" (8)	–	NSOBOX28D
Vented door (louver)	29.55" (751)	15.65" (398)	0.52" (15)	–	NSOBOX28DL
Panel cover	29.29" (744)	15.54" (395)	0.20" (5)	–	NSOBOX28C
2"D extension bracket with ventilation and WiFi KOs	29.3" (744)	15.57" (395)	2.00" (51)	–	NSOBOX28X2

48-Inch Network Enclosure

Description	Height Inches (mm)	Width Inches (mm)	Depth Inches (mm)	Module Unit Capacity	Catalog No.
With hinged cover	48.94" (1243)	14.94" (379)	4.07" (103)	21	NSOBOX48*

*Door covers rough-in, no trim ring provided.



Specifications

- Meets FCC Part 68 standard
- Finish: black, powder coat
- Material: 18 gauge steel or high impact plastic
- UL and cULus Listed 1863
- All data and phone modules 568A wired



Combination Module
NSOTVDM6



Primary Telephone Module
NSOPTM8



Cat 6 Data Module
NSODM8C6



Multi-Provider Patchable Telcom Module
NSOMTM12

Combination Modules

Description	Units	Catalog No.
6-port telephone panel and 6-port coaxial splitter with optional 6-port Category 5e panel provides voice, video, and data distribution in a space efficient package; perfect for use with NSOBOX10 and NS790xx plates to quickly establish a comprehensive home network		
6-port telephone and video	3	NSOTVM6
6-port telephone, video and Category 5e	3	NSOTVDM6
6-port Category 5e data upgrade kit	3	NSODK6

Primary Telephone Module

Description	Units	Catalog No.
8-port phone outlets with up to (4) incoming lines for voice, fax or modem applications in a protected PCB module; pre-mounted push pins snap the module quickly into place; RJ31X interface jack included for security system connection; RJ45 jack interfaces with optional NSOETM8 telephone expansion module for additional extensions	1	NSOPTM8

Expansion Telephone Module

Description	Units	Catalog No.
8-port adds an additional (8) phone outlets with up to (4) incoming lines when used with the primary telephone module; pre-mounted push pins snap the module quickly into place; includes RJ45 jumper cord to connect with NSOPTM8 primary telephone module	1	NSOETM8

Data Modules

Description	Units	Catalog No.
Category 5e data module, 8-port supports Gigabit Ethernet for up to (8) Category 5e data lines with front 110 punch-down terminations in a protected PCB module; pre-mounted push pins snap the module quickly into place	1	NSODM8
Category 6 data module, 8-port supports enhanced transmission speeds beyond Gigabit Ethernet; future-proof for tomorrow's applications	1	NSODM8C6

Patchable Telecom Module

Description	Units	Catalog No.
Terminates lines via modular plug to accommodate flexibility, by changing plug locations; reconfigure where phone lines go at the panel level; allows data lines to be converted to voice, with the move of a patch cord; includes nine RJ45 jumper cords	2	NSOMTM24

Multi-Provider Patchable Telcom Module

Description	Units	Catalog No.
12-port telephone module distributes 4 incoming lines out to 12 locations through RJ-45 jacks; allows data lines to be converted to voice with the move of a patch cord; RJ31X interface jack is included for security system connection	1	NSOMTM12



Specifications

- Finish: black, powder coat
- UL and cULus Listed 1863



4-Way Coaxial Splitter
NSOVM4



8-Way Coaxial Splitter
NSOVM8



Fixed Audio Amplifier
NSOVAMP



Eight Room Audio
NSOAM8

4-Way Coaxial Splitter Modules

One incoming line, four outgoing

Description	Units	Catalog No.
1GHz, basic unit	1	NSOVM4
2.3GHz, enhanced capability	1	NSOVM42G

6-Way Coaxial Splitter Modules

One incoming line, six outgoing

Description	Units	Catalog No.
1GHz, basic unit	1	NSOVM6
2.3GHz, enhanced capability	1	NSOVM62G

8-Way Coaxial Splitter Modules

One incoming line, eight outgoing

Description	Units	Catalog No.
1GHz, basic unit	1	NSOVM8
2.3GHz, enhanced capability	1	NSOVM82G

Fixed Video Amplifier Module

120 Volt rated

Description	Units	Catalog No.
Provides 10dB video signal amplification for incoming cable feeds recommended for use when more than four outputs are installed or when signal level is low; provides 10dB forward path gain and supports current digital cable systems and modems with a passive return; pre-mounted push pins snap the module quickly into place; includes RG-59 cable jumper to connect amplifier to passive video splitter	1	NSOVAMP

Eight Room Audio Module

Distributes audio from an amplifier to matching volume controllers; supports up to eight rooms of audio; power handling – 200W RMS@20° C; requires impedance matching volume controls (see page U9)

Units	Catalog No.
1	NSOAM8

Blank Module Plate

Allows mounting of active components (i.e. switches, routers) or other devices (66 blocks, audio components) onto a modular platform; can be custom drilled or used with two self-adhesive VELCRO® strips included to mount components onto module; pre-mounted push pins snap the module quickly into place

Units	Catalog No.
1	NSOAM

VELCRO® is a registered trademark of Velcro Industries B.V.



Slide Volume Controller
NSOSAVC



Rotary Volume Controller
NSORAVC



Surge Receptacle
NSOKPS



Panel Bracket Adapter
NSOFSB



F-Connector Adapter Panel
FSPFP6X

Features and Benefits

- netSELECT® accessories enhance system capabilities
- Volume controls expand home audio applications
- Cabinet mounted receptacle kits provide convenient power to the enclosure
- Audio controls available in slide or rotary
- Receptacles available in surge and standard kits

netSELECT® | RESIDENTIAL SOLUTIONS

Slide Audio Volume Controller

Description	Color	Catalog No.
Decorator styling; power handling 70W RMS@20° C; impedance matching for up to 8 pairs of speakers; includes both ivory and white slides and frames	Ivory/White	NSOSAVC

Rotary Audio Volume Controller

Description	Color	Catalog No.
Power handling 70W RMS@20° C; impedance matching for up to 8 pairs of speakers; includes both ivory and white knobs and frames	Ivory/White	NSORAVC

Panel Bracket Adapter

Description	Catalog No.
For use with adapter panels shown below and FSP series modules on page G11; snap mounts into structured cabling enclosures	NSOFSB

Surge Suppression Power Kit

Description	Catalog No.
Includes surge receptacle 15A 125V; NEMA® type 5-15R, 240 joules/15,000A protection; per mode; electrical steel box and wallplate	NSOKPS*

Lock Kit

Description	Catalog No.
Chromed steel; includes two keys; eliminates unwanted tampering	FLOCK1*

F-Connector Adapter Panel

Description	Catalog No.
F-connector adapter panel with six populated coaxial connectors	FSPFP6X

Standard Power Kit

Description	Catalog No.
Includes duplex receptacle 15A 125V; NEMA® type 5-15R electrical steel box and wallplate	NSOKPTR

Keystone Adapter Panel

Description	Catalog No.
Features six blank openings for jacks and snap fits	FSPHD6X

*Not UL or cULus Listed

NEMA is a registered trademark of the National Electrical Manufacturers Association.



Specifications

- TIA 568-C.2 Category 5e/6 component compliant
- cULus Listed



24-Port Jack Panel
NSPJ24



48-Port Jack Panel
NSPJ48



Cat 6 Snap Fit Jack
NSJ6W



Snap Fit USOC Jack
NSJUW

Jack Panels

Ports	Category	Height Inches (mm)	Width Inches (mm)	Depth Inches (mm)	Type	Catalog No.
24	–	1.72" (44)	19.00" (483)	1.24" (31)	Jack Panel	NSPJ24
48	–	3.47" (88)	19.00" (483)	1.21" (31)	Jack Panel	NSPJ48

netSELECT® Category 6, 5e and USOC Jacks

Color	Modular Snap Fit Cat. 6 Jack (Single)	Modular Snap Fit Cat. 6 Jack (25-Pack)	Modular Snap Fit Cat. 5e Jack (Single)	Modular Snap Fit Cat. 5e Jack (25-Pack)	Modular Snap Fit USOC Jack
Black	NSJ6BK	NSJ6BK25	NSJ5EBK	NSJ5EBK25	NSJUBK
Blue	NSJ6B	NSJ6B25	NSJ5EB	NSJ5EB25	NSJUB
Gray	NSJ6GY	NSJ6GY25	NSJ5EGY	NSJ5EGY25	NSJUGY
Green	NSJ6GN	NSJ6GN25	NSJ5EGN	NSJ5EGN25	NSJUGN
Ivory	NSJ6I	NSJ6I25	NSJ5EI	NSJ5EI25	NSJUI
Light Almond	NSJ6LA	NSJ6LA25	NSJ5ELA	NSJ5ELA25	NSJULA
Orange	NSJ6OR	NSJ6OR25	NSJ5EOR	NSJ5EOR25	NSJUOR
Red	NSJ6R	NSJ6R25	NSJ5ER	NSJ5ER25	NSJUR
White	NSJ6W	NSJ6W25	NSJ5EW	NSJ5EW25	NSJUW
Yellow	NSJ6Y	NSJ6Y25	NSJ5EY	NSJ5EY25	NSJUY

Note: See pages D4 and D5 for HC6 and HC5E patch cords. Also available in 100 packs.



Specifications

- Conductor: 24AWG UTP
- Jacket: Flame-Retardant PVC-CM Rated
- Plug Body: Polycarbonate UL 94V-0



Category 6
NSC6B01



Category 5e
NSC5EW01

NSC Patch Cords, Category 6

Length (ft)	Color			
	Black	Blue	Gray	White
1'	NSC6BK01	NSC6B01	NSC6GY01	NSC6W01
3'	NSC6BK03	NSC6B03	NSC6GY03	NSC6W03
5'	NSC6BK05	NSC6B05	NSC6GY05	NSC6W05
7'	NSC6BK07	NSC6B07	NSC6GY07	NSC6W07
10'	NSC6BK10	NSC6B10	NSC6GY10	NSC6W10
15'	NSC6BK15	NSC6B15	NSC6GY15	NSC6W15

NSC Patch Cords, Category 5e

Length (ft)	Color			
	Black	Blue	Gray	White
1'	NSC5EBK01	NSC5EB01	NSC5EGY01	NSC5EW01
3'	NSC5EBK03	NSC5EB03	NSC5EGY03	NSC5EW03
5'	NSC5EBK05	NSC5EB05	NSC5EGY05	NSC5EW05
7'	NSC5EBK07	NSC5EB07	NSC5EGY07	NSC5EW07
10'	NSC5EBK10	NSC5EB10	NSC5EGY10	NSC5EW10
15'	NSC5EBK15	NSC5EB15	NSC5EGY15	NSC5EW15



Features and Benefits

- Elongated strap for better wall box mounting
- High impact-resistant thermoplastic frame
- UL Listed 1863 - Communication Circuit Accessory and CSA Certified



1-Port Frame
NS611I



4-Port Frame
NS614I




Adapter Frame
NS621I



3-Port, 1-Gang, Standard
NSP13I



6-Port, 2-Gang, Standard
NSP26I



Blank Connector
SFSB110

Decorator Frames

Color	Ports					Adapter .406" (10.3) Dia. Hole	Adapter Blank
	1-Port	2-Port	3-Port	4-Port	6-Port		
Black	NS611BK	NS612BK	NS613BK	NS614BK	NS616BK	-	NS620BK
Gray	NS611GY	NS612GY	NS613GY	NS614GY	NS616GY	-	NS620GY
Ivory	NS611I	NS612I	NS613I	NS614I	NS616I	NS621I	NS620I
Light Almond	NS611LA	NS612LA	NS613LA	NS614LA	NS616LA	-	NS620LA
White	NS611W	NS612W	NS613W	NS614W	NS616W	NS621W	NS620W

Note: Use NS621 with rotary dimmers or to pull through AV or telephone cable; use NS620 to fill an extra decorator opening or create customized openings

Multimedia Face Plates, 1-Gang

Standard

Color	1-Port	2-Port	3-Port	4-Port	6-Port
Black	NSP11BK	NSP12BK	NSP13BK	NSP14BK	NSP16BK
Gray	NSP11GY	NSP12GY	NSP13GY	NSP14GY	NSP16GY
Ivory	NSP11I	NSP12I	NSP13I	NSP14I	NSP16I
Light Almond	NSP11LA	NSP12LA	NSP13LA	NSP14LA	NSP16LA
White	NSP11W	NSP12W	NSP13W	NSP14W	NSP16W

Midsized

Color	1-Port	2-Port	3-Port	4-Port	6-Port
Black	NSP101BK	NSP102BK	NSP103BK	NSP104BK	NSP106BK
Gray	NSP101GY	NSP102GY	NSP103GY	NSP104GY	NSP106GY
Ivory	NSP101I	NSP102I	NSP103I	NSP104I	NSP106I
Light Almond	NSP101LA	NSP102LA	NSP103LA	NSP104LA	NSP106LA
White	NSP101W	NSP102W	NSP103W	NSP104W	NSP106W

Multimedia Face Plates, 2-Gang

Standard

Color	4-Port	6-Port
Black	NSP24BK	NSP26BK
Gray	NSP24GY	NSP26GY
Ivory	NSP24I	NSP26I
Light Almond	NSP24LA	NSP26LA
White	NSP24W	NSP26W

Blank Connector


Smooth, 10-pack

Color	Catalog No.
Black	SFSBBK10
Gray	SFSBGY10
Ivory	SFSBI10
Light Almond	SFSBLA10
White	SFSBW10


See page V12 for color chart



RJ11, 6-Pos, 4-Cond
NS770I



Duplex RJ11, 6-Pos, 6-Cond
NS772I



RJ11 + F-Type Coupler
NS783I



110 Punch-Down + F-Type Coupler
NS785I

Features and Benefits

- High impact-resistant thermoplastic frame
- Meets FCC part 68
- UL Listed 1863 – Communication Circuit Accessory and CSA Certified

Molded-In Voice and Data Decorator Frames

Jack	One RJ11 Jack	One RJ11 Jack	Duplex RJ11 Jack	2 Jack Voice Data Frame	
				RJ11 Jack	Category 5e
Position	6-Position	6-Position	6-Position	6-Position	8-Position
Conductors	4-Conductor	6-Conductor	6-Conductor	4-Conductor	8-Conductor
Terminations	Screw	Screw	Screw	Screw	110 IDC
Black	NS770BK	-	-	NS784BK	
Brown	NS770	NS771	-	NS784	
Gray	NS770GY	-	-	NS784GY	
Ivory	NS770I	NS771I	NS772I	NS784I	
Light Almond	NS770LA	NS771LA	NS772LA	NS784LA	
White	NS770W	NS771W	NS772W	NS784W	

Molded-In Video and Voice Decorator Frames

Jack			One RJ11 Jack, 6-Position, 4-Conductor	One Cat 5e 110 Punch-Down
F-Connector	Single F-Type Coupler Bulkhead	Duplex F-Type Coupler Bulkhead	One F-Type Coupler Bulkhead	One F-Type Coupler Bulkhead
Type	Female to Female	Female to Female	Female to Female	Female to Female
Terminations	Screw	Screw	Screw	Screw
Black	-	-	-	NS785BK
Brown	-	-	-	NS785
Gray	-	-	-	NS785GY
Light Almond	NS780LA	NS782LA	NS783LA	NS785LA
White	NS780W	NS782W	NS783W	NS785W

Note: Standard plates available; see page B9. See page V12 for color chart.



Features and Benefits

- High impact-resistant thermoplastic plate
- Convenient screw down terminals
- Meets FCC part 68
- UL Listed 1863 – Communication Circuit Accessory and CSA Certified



RJ11, 6-Pos, 6-Cond
NS732I



Duplex RJ11, 6-Pos, 6-Cond
NS744I

Molded-In Plates for Voice, 1-Gang

Standard

Jack	One RJ11 Jack	One RJ11 Jack	Duplex RJ11 Jack	Duplex RJ11 Jack
Position	6-Position	6-Position	6-Position	6-Position
Conductors	4-Conductor	6-Conductor	4-Conductor	6-Conductor
Terminations	Screw	Screw	Screw	Screw
Brown	NS730	NS732	-	-
Ivory	NS730I	NS732I	NS742I	NS744I
Light Almond	NS730LA	NS732LA	NS742LA	NS744LA
White	NS730W	NS732W	NS742W	NS744W

Mid-Size

Jacks	One RJ11 Jack	Duplex RJ11 Jack
Position	6-Position	6-Position
Conductors	4-Conductor	4-Conductor
Terminations	Screw	Screw
Brown	NS735	-
Ivory	NS735I	NS745I
Light Almond	NS735LA	-
White	NS735W	NS745W

See page V12 for color chart



RJ11 + F-Type Coupler
NS7471



110 Punch-Down + RJ11 + F-Type Coupler
NS790I

Molded-In Plates for Voice and CATV/Satellite, 1-Gang

Standard

Jack	One RJ11 Jack	One RJ11 Jack	–	–	One Cat 5e 110 Punch-Down, One RJ11 Jack
F-Connector	One F-Type Coupler Bulkhead	One F-Type Coupler Bulkhead	One F-Type Coupler Bulkhead	Duplex F-Type Coupler Bulkhead	One F-Type Coupler Bulkhead
Position	6-Position	6-Position	–	–	6-Position
Conductors	6-Conductor	4-Conductor	–	–	4-Conductor
Type	Female to Female	Female to Female	Female to Female	Female to Female	Female to Female
Black	–	–	–	–	NS790BK
Brown	–	–	–	–	NS790
Gray	–	–	–	–	NS790GY
Ivory	NS748I	NS747I	NS750I	NS752I	NS790I
Light Almond	NS748LA	NS747LA	NS750LA	NS752LA	NS790LA
White	NS748W	NS747W	NS750W	NS752W	NS790W

Mid-Size

Jack	One RJ11 Jack	
F-Connector	One F-Type Coupler Bulkhead	One F-Type Coupler Bulkhead
Position	6-Position	–
Conductors	6-Conductor	–
Type	Female to Female	Female to Female
Ivory	NS755I	NS751I
Light Almond	NS755LA	NS751LA
White	NS755W	NS751W

See page V12 for color chart



Features and Benefits


- Available in high impact-resistant thermoplastic or stainless steel
- Meets FCC part 68
- UL Listed 1863 – Communication Circuit Accessory and CSA Certified



Quick Connect, Punch-Down
NS721I



Screw Termination
NS725I



Stainless Steel Quick Connect
NS725I

Telephone Wall Jacks

Thermoplastic				Stainless Steel	
Jack	Wall Phone Jack Quick Connect	Wall Phone Jack	Wall Phone Jack	Wall Phone Jack Quick Connect	Wall Phone Jack
Position	6-Position	6-Position	6-Position	6-Position	6-Position
Conductors	4-Conductor	4-Conductor	6-Conductor	4-Conductor	4-Conductor
Terminations	Punch-Down (Tool Included)	Screw	Screw	Punch-Down (Tool Included)	Screw
Ivory	NS721I	NS722I	NS725I	NS723SS	NS726SS
Light Almond	–	NS722LA	NS725LA		
White	NS721W	NS722W	NS725W		



Surface Mount Phone Jack
NS760I



Multimedia 2-Port
ISB2EI

Features and Benefits

- High impact-resistant thermoplastic
- Mounts using screws or double sided tape (both included)
- Meets FCC part 68
- UL Listed 1863 – Communication Circuit Accessory and CSA Certified

Telephone Surface Mount Jacks

Description	Telephone Surface Mount Jack	Telephone Surface Mount Jack	Multimedia 1-Port Surface Mount Box, Jack Not Included*	Multimedia 2-Port Surface Mount Box, Jack Not Included*
Position	6-Position	6-Position	–	–
Conductors	4-Conductor	6-Conductor	–	–
Terminations	Screw	Screw	–	–
Black	–	–	ISB1BK	ISB2BK
Gray	–	–	ISB1GY	ISB2GY
Ivory	NS760I	NS761I	ISB1EI**	ISB2EI**
Office White	–	–	ISB1OW	ISB2OW
White	NS760W	NS761W	ISB1W	ISB2W

*cULus Listed 1863 - Communication Circuit Accessory; use multimedia jacks and AV connectors (see section F for complete list)

ISB Series is available in **EI (Electric Ivory) in place of **I** (Ivory)

See page V12 for color chart



Technical Information

This section explains ANSI/TIA standards and practices required for structured cabling installation and testing. Adherence to standards and codes is required to obtain Hubbell's MISSION CRITICAL® Warranty.





Technical Information

Online Technical Resources	V3
Structured Cabling Standards Evolution	V4
ANSI/TIA-568.2: Balanced Twisted Pair (Field Testing).....	V5
Installation Recommendations.....	V6
Standard UTP Wiring Conventions.....	V7
Application Guides: Cabling Channel Solutions	V10
Product Color Charts.....	V12



Online Videos

- Product
- Applications
- Instructional
- Continuing Education



Detailed Specifications

- BIM Models
- Visio Stencils
- Customer Drawings
- Specification Text



Literature Library

- Datasheets
- Brochures
- White Papers
- Application Guides



UL/ETL Certified Laboratory

- Component Testing
- Link/Channel Testing
- Active Network Testing
- Mechanical Testing



MISSION CRITICAL[®] Certification Training

- Shielded and Unshielded Cabling
- Fiber Optic
- Audio/Video
- Standards



Partnerships

- Cisco[®] Developer Network
- Extreme Networks[®]
- Hitachi Cable America[®]

Cisco is a registered trademark of Cisco Systems, Inc. Extreme Networks is a registered trademark of Extreme Networks.

Industry standards are published design and performance requirements that are approved by industry ballot among cable and component manufacturers, specifiers and users. The objective of cabling standards is to promote global interoperability and minimum levels of performance.

As an active contributor to and leader in cabling standards organizations such as TIA and IEEE, Hubbell manufactures products that exceed all applicable standards. Compliance to industry standards is a long-term commitment by Hubbell Premise Wiring.



Global industry standards offer the following advantages:

- Interoperability of connecting hardware components
- Backward compatibility
- Open systems architecture
- Ease of migration to new performance levels
- Multi-vendor choice to the end-user

Compliance to standards also applies to MISSION CRITICAL® objectives. MISSION CRITICAL is defined as the delivery of long-term, uninterrupted service at stated performance levels.

This is the philosophy of the Hubbell 25-year MISSION CRITICAL warranty. For more information about Hubbell MISSION CRITICAL training and installer certification, visit www.hubbell-premise.com.





Permanent Link Field Testing

The permanent link test configuration includes a 90m length of horizontal cable and one connector attached to each end (see diagram). One optional consolidation point connection is also permitted. The permanent link runs from the cross-connect panel in the TR to the work station outlet. The permanent link overall length must not exceed 295ft (90m).



Channel Field Testing

The channel test configuration includes a length of horizontal cable up to 90 meters, a work area cord, and two patch cord cross connections (see diagram). One optional consolidation point connection is also permitted in the channel. The channel overall length must not exceed 328ft (100m).



Hubbell Approved Field Testers for UTP and Optical Fiber Cabling

The Hubbell MISSION CRITICAL® warranty program recognizes the field testers and associated test adapters below. These testers function in a bidirectional mode with automatic data acquisition and storage.

	Field Tester Model	Approved Categories	Permanent Link Adapter	Channel Adapter	110 Block T568A Wiring	110 Block T568B Wiring	Cat 6A AXT Test Kit
	Fluke DTX-1800 and Fluke DTX-1200 Series	Cat 5e, Cat 6	DTX-PLA001 w/DSP-PM06	DTX-CHA001	DTX-PLA001 w/DSP-PM13A	DTX-PLA001 w/DSP-PM13B	PLA002
		Cat 6A	DTX-PLA0025	DTXCHAO01AS	N/A	N/A	DTX-10GKIT
	Fluke Networks DSX-5000 Series	Cat 5e, Cat 6	DSX-PLA001	DSX-CHA004S	N/A	N/A	N/A
		Cat 6A	DSX-PLA004S	DSX-CHA004S	N/A	N/A	N/A
	Fluke OMNIScanner™ and Fluke OMNIScanner™ 2	Cat 5e, Cat 6	OMNI-LIA101S w/DSP-PM06	8262-42	OMNI-LIA101S w/DSP-PM13A	OMNI-LIA101S w/DSP-PM13B	N/A
		Cat 6A	N/A	N/A	N/A	N/A	N/A
	IDEAL® LanTEK 6 and IDEAL® LanTEK 7	Cat 5e, Cat 6	HPW PCX6 Patch Cord	0012-00-0629	1019-00-1112 (Kit)	1019-00-1112 (Kit)	
		Cat 6A	HPW PS6 Series Patch Cord	Supplied in unit	N/A	N/A	LanTEK 10GBKIT
	IDEAL® LanTEK® II 350	Cat 5e, Cat 6		0012-00-0629	0012-00-0629	N/A	N/A
		Cat 6A		0012-00-0656	0012-00-0656	N/A	N/A
	LanExpert 80T™	Cat 5e, Cat 6, Cat 6A	N/A	Supplied in unit	N/A	N/A	N/A
		LanExpert 85™	Cat 5e, Cat 6, Cat 6A	N/A	Supplied in unit	N/A	N/A

IDEAL and LanTEK are registered trademarks of IDEAL INDUSTRIES INC.
LanExpert is a trademark of Psiber Data Systems Inc
Fluke and OMNIScanner are trademarks of Fluke Corporation.

Recommended Installation Practices for Balanced Twisted Pairs

- Use the proper strip tool for the cable jacket. Do not cut into the conductor pairs.
- For best results, use the zip cord and peel away the cable jacket.
- Position the stripped cable jacket as close as possible to the termination point to minimize exposure of the twisted pairs.
- Maintain the natural twist of all conductor pairs as close as possible to the termination point. For Category 5e, 6 and 6A wiring, the maximum length of untwisted pairs is 0.5". Minimum untwisting optimizes return loss performance.
- Never uncoil UTP cable from a stationary spool. Permanent kinks will result from straightening, and NEXT failures may occur. Unwind the cable by rotating the spool with steady speed and tension. Also avoid scraping and kinking when feeding into conduit or raceway.
- Store cable slack for wall outlets above the ceiling for future re-termination.
- Use proper supports and spacing to minimize sag in horizontal runs. Long runs should use cable trays. Do not overload cable supports and trays.
- Do not exceed 40% cable fill ratio in any pathway.
- Avoid EMI by maximizing the separation distance from high voltage circuits, transformers, motors, etc. For shared pathways, use partitioned raceway with 2" minimum separation from power wiring.
- Do not run UTP cables over heater ducts or hot water ducts. High temperatures may degrade performance and deteriorate the cable jacket.
- Centralize TRs to equalize the horizontal cable runs on each floor. Maximum horizontal distance is 90 meters.
- Never use staples to position and manage cables.
- Use good cable management practices to maintain proper bend radius.
- For Category 6 and 6A cabling, store service loops in a figure-eight pattern to minimize cross-talk and EMI noise pick-up.
- All grounding and bonding shall be according to ANSI/TIA-607-C.



Jack Termination Aid

Category 6A Installation Practices

Refer to Hubbell 10GbE cabling guidelines online.

Note: Larger cable diameters will have an impact on design, pathway fill capacity and cable deployment.



Do's <input checked="" type="checkbox"/>	Don'ts <input checked="" type="checkbox"/>

VELCRO is a registered trademark of Velcro Industries B.V.



Horizontal UTP Cable and Patch Cords

- Solid copper 4-pair 24 AWG UTP is specified for distribution cabling. Stranded UTP is specified for patch cords for flexibility. Shielded cable is not commonly used in the U.S. Splices bridge taps are not permitted.
- Cable, connectors and patch cords shall be marked with the performance category. Always match performance categories of cables and components throughout the infrastructure.
- All cable, cords and connecting hardware shall meet performance requirements of ANSI/TIA-568-C.2. Hubbell assures this compliance with all products and cable partners.

COLOR CODING:

	white-blue/blue
	white-orange/orange
	white-green/green
	white-brown/brown

Backbone UTP Cable

- Solid copper 4-pair and 25-pair UTP is specified. An overall shield is optional.
- Performance category markings and compliance to ANSI/TIA-568.1 and 568.2 is required.
- Circuits with incompatible signals should be partitioned in separate binder groups. Prior to making shared sheath circuit assignments, consult the equipment manufacturer for signal characteristics (i.e., frequency, amplitude, voltage, etc.).
- Tip conductor insulation colors are matched to the binder group. Ring conductor insulation colors correspond the pair.

Recognized Connector and Wiring Configurations

- 8-position modular jack/plug
- 8-position modular panel/plug
- T568A wiring or T568B wiring options
- Cat 5e, Cat 6 or Cat 6A recommended



RJ-45 ANSI/TIA-568 Wiring Conventions

Two wiring standards were adopted. Both configurations are based on maximum transmission performance.



T568A

- 1: Green/White
- 2: Green
- 3: Orange/White
- 4: Blue
- 5: Blue/White
- 6: Orange
- 7: Brown/White
- 8: Brown

- Preferred method
- Directly compatible with 2-pair voice and token ring systems utilizing 6-position connectors



T568B

- 1: Orange/White
- 2: Orange
- 3: Green/White
- 4: Blue
- 5: Blue/White
- 6: Green
- 7: Brown/White
- 8: Brown

- Optional method
- AT&T® standard
- Directly compatible with AT&T phone systems

Wiring Conventions

Local area network (LAN) standards designed to operate over UTP specify pin/pair assignments on modular connectors for various signal transmission protocols. While T568A and T568B conventions support all these designations, there are some cases where the user chooses to cable only the number of pairs required to support these applications.



- 10 Mbps Ethernet over UTP
- Uses only two pairs
- 100 Mbps Ethernet



- 4/16 Mbps token ring over copper
- Uses only two pairs



- 100 Mbps FDDI over copper
- Uses only two pairs



- 1000 Mbps Ethernet over UTP
- Uses all four pairs

USOC Conventions

Universal Service Ordering Codes (USOC) are a series of Registered Jack (RJ) wiring configurations for connection of customer premises equipment to the network. FCC regulations govern these configurations.



Color Coding

TIP		RING	
Pair 1	T1 – White/Blue	Pair 1	R1 – Blue
Pair 2	T2 – White/Orange	Pair 2	R2 – Orange
Pair 3	T3 – White/Green	Pair 3	R3 – Green
Pair 4	T4 – White/Brown	Pair 4	R4 – Brown

AT&T is a registered trademark of AT&T Inc.



Block Wiring

Standard color codes for 25-pair UTP cable are specified in the chart below.

Wire/Color Code	Tip and Ring	Pair Number	50 Pin Positions	66 or 110 Block Positions
white/blue blue/white	Tip 1 Ring 1	Pair 1	26 1	1 2
white/orange orange/white	Tip 2 Ring 2	Pair 2	27 2	3 4
white/green green/white	Tip 3 Ring 3	Pair 3	28 3	5 6
white/brown brown/white	Tip 4 Ring 4	Pair 4	29 4	7 8
white/slate slate/white	Tip 5 Ring 5	Pair 5	30 5	9 10
red/blue blue/red	Tip 6 Ring 6	Pair 6	31 6	11 12
red/orange orange/red	Tip 7 Ring 7	Pair 7	32 7	13 14
red/green green/red	Tip 8 Ring 8	Pair 8	33 8	15 16
red/brown brown/red	Tip 9 Ring 9	Pair 9	34 9	17 18
red/slate slate/red	Tip 10 Ring 10	Pair 10	35 10	19 20
black/blue blue/black	Tip 11 Ring 11	Pair 11	36 11	21 22
black/orange orange/black	Tip 12 Ring 12	Pair 12	37 12	23 24
black/green green/black	Tip 13 Ring 13	Pair 13	38 13	25 26
black/brown brown/black	Tip 14 Ring 14	Pair 14	39 14	27 28
black/slate slate/black	Tip 15 Ring 15	Pair 15	40 15	29 30
yellow/blue blue/yellow	Tip 16 Ring 16	Pair 16	41 16	31 32
yellow/orange orange/yellow	Tip 17 Ring 17	Pair 17	42 17	33 34
yellow/green green/yellow	Tip 18 Ring 18	Pair 18	43 18	35 36
yellow/brown brown/yellow	Tip 19 Ring 19	Pair 19	44 19	37 38
yellow/slate slate/yellow	Tip 20 Ring 20	Pair 20	45 20	39 40
violet/blue blue/violet	Tip 21 Ring 21	Pair 21	46 21	41 42
violet/orange orange/violet	Tip 22 Ring 22	Pair 22	47 22	43 44
violet/green green/violet	Tip 23 Ring 23	Pair 23	48 23	45 46
violet/brown brown/violet	Tip 24 Ring 24	Pair 24	49 24	47 48
violet/slate slate/violet	Tip 25 Ring 25	Pair 25	50 25	49 50

Category 5e/6A Solution (without Consolidation Point)

Applications Supported

- ISDN
- Token Ring
- ATM 155
- TP PMD
- VoIP
- 10BASE-T
- 100BASE-T
- 1000BASE-T
- 10GBASE-T



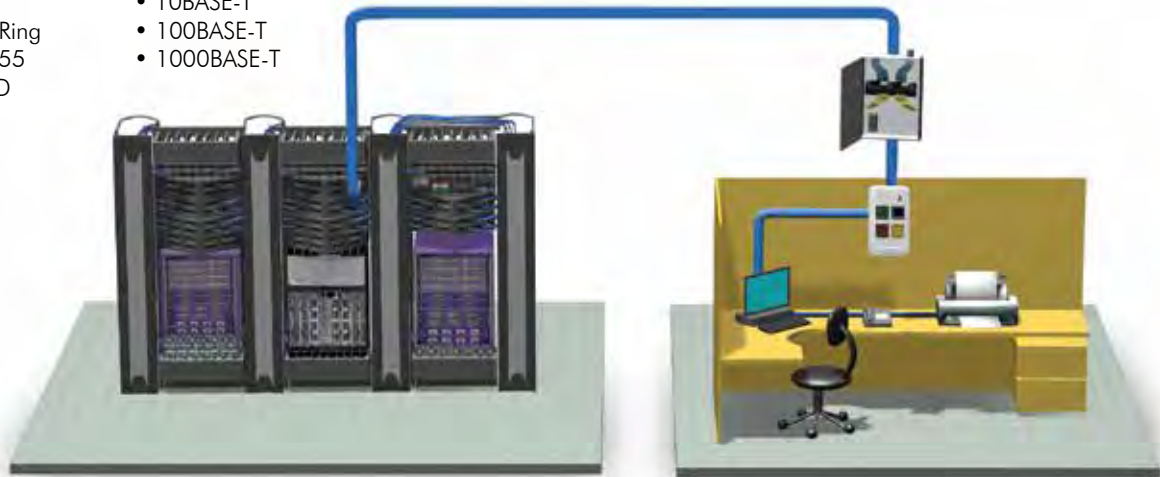
Hubbell Solutions

Product	Cat 6A Solution	Cat 6 Solution	Cat 5e Solution
Patch Cord	HC6A Series	HC6 Series	HC5E Series
Patch Panel	HP6A Series	HP6 Series	HP5E Series
Plates	IFP or IMF Series	IFP or IMF Series	IFP or IMF Series
Jack(s)	HJ6A Series	HXJ6 Series	HXJ5E Series
Cable	C6A Series	C6 Series	C5E Series

Category 5e/6 Solution (with Consolidation Point)

Applications Supported

- ISDN
- Token Ring
- ATM 155
- TP PMD
- VoIP
- 10BASE-T
- 100BASE-T
- 1000BASE-T



Hubbell Solutions

Product	Cat 6 Solution	Cat 5e Solution
Patch Cord	HC6 Series	HC5E Series
Patch Panel	HP6 Series	HP5E Series
Plates	IFP or IMF Series	IFP or IMF Series
Jack(s)	HXJ6 Series	HXJ5E Series
or 110 Block	6110 Series	110BLK Series
Cable	C6 Series	C5E Series



25-Pair UTP Solution

Applications Supported

- 1000BASE-T



Hubbell Solutions

Product	1000BASE-T
25-Pair Cable Assembly	525PS Series
Patch Panel	PG48
Patch Cord	HC6 Series
Plate	IFP or IMF Series
Jack(s)	HXJ6 Series

Fiber Solution

Applications Supported

- 1000BASE-SX/LX
- ATM (Fiber)
- 10GBASE-SX/LX



Hubbell Solutions

Product	Fiber
Patch Panel	FPR/FCR Series
Patch Cord	DFPSC Series
Plate	IFP, IMF or AFP Series
Fiber Connector	Hubbell OptiChannel or PROclick® Series
Fiber Cable	HFC Series

Jack Colors



BK =Black	B =Blue	EI =Ivory	GL =Gold
GY =Gray	GN =Green	OW =Office White	OR =Orange
P =Purple	R =Red	W =White	Y =Yellow

Plates, Frames, Modules, Snapfits and Surface Mount Box Colors



AL =Almond	BK =Black	EI =Ivory	GY =Gray
LA =Light Almond	OW =Office White	W =White	

Fiber Adapter Colors for AMO Box




AQ =Aqua	BE =Beige	BK =Black	EI =Ivory	GN =Green
OR =Orange	OW =Office White	R =Red	Y =Yellow	

Patch Cord Colors



BK =Black	B =Blue	GY =Gray	GN =Green	OR =Orange
PK =Pink	P =Purple	R =Red	W =White	Y =Yellow

Residential Flush Floor Box Covers



Hubbell SystemOne Universal Covers

