






RCI Electric Strikes

0 Series

0161 3/4" Semi-Mortise Rim Strikes

Semi-mortise rim strike designed for use with Pullman latch rim exit devices.

1-3/4"W x 9"H x 1-5/8"D (45mm x 229mm x 41mm)

	Energy 200mA ¹ 12VAC/VDC Or 24VAC/VDC		Strength 1,500lbf Static 70ft-lb Dynamic
	Warranty 5 Year Limited Warranty		Mode Fail-Secure
	Endurance 250,000 Cycles		

¹Max at 12VDC

- Semi-mortise rim strike designed for use with Pullman latch rim exit devices
- Independently validated to 500,000 cycles of operation
- Accommodates 1/2" to 3/4" (13mm–19mm) latch projection
- Ensures proper latch alignment with horizontal adjustment
- Stainless steel ensures superior strength and creates a sleek aesthetic design
- Lockdown holes for secure mount
- Non-handed
- Brushed Stainless Steel (32D) finish
- UL 1034 burglary-resistant Listed



How To Order

0161	-		x	32D
		05		-12VAC/VDC
		08		-24VAC/VDC
Voltage				

Example: **0161 - 05 x 32D**

Accessories

Model	Description
0161DDH	Double door housing, SPC ² finish

NOTE: UL 1034 Burglary-resistant listing does not apply with use of 0161DDH.

²SPC=Silver Powder Coat

