

T3MB755K1D (Pre-wired Kit)


Access and Power Integration Solution for Mercury



Altronix T3MB755K1D is a 24-door access and power integration kit which includes Altronix power and sub-assemblies along with factory installed wire management and wire assemblies that are pre-configured with terminal blocks for Mercury* hardware. This unit provides ample power and dual voltage outputs to support Mercury platform controllers and locking devices. The T3MB755K1D accommodates one (1) Intelligent Dual Reader Controller and eleven (11) Dual Reader Interface Modules. Trove Plus simplifies field installations and provides reliable, robust critical power and control for the most demanding applications.

***Also compatible with these authentic Mercury partners:**

AccessNsite, Avigilon, BadgePass, BluBox, Feenics, Genetec, Identocard, IMRON, Johnson Controls, Kastle, Keri Systems, Lenel/S2, LockState, Maxxess, Midpoint Security, NLSS, Open Options, Panasonic i-PRO MonitorCast, Quintron, RS2, S2 Security, Schneider Electric, Vanderbilt



T3MB755K1D - includes
(1) eFlow104NB, (2) eFlow102NB,
(3) ACMS8CB, (3) PDS8CB,
wire harnesses and management

Mercury boards are not included

Key Features

- Accommodates the following Mercury controllers:
 - 1 - LP1502 / LP4502 and 11 - MR52
- Convenient knockout configuration:
 - One (1) single knockout 2.415" (2" Conduit)
 - Two (2) double knockouts
1.948" (1.5" Conduit) / 1.701" (1.25" Conduit)
 - Thirteen (13) double knockouts
1.362" (1" Conduit) / 1.115" (3/4" Conduit)
- Unit includes:
 - Removable backplane with mounting brackets
 - Wire management
 - Custom Wire Harnesses for power distribution and controller connections
- 16 AWG galvanized steel backplane simplifies board layout and wire management
- AC input and DC output LED indicators
- Supervision
 - AC Fail
 - Low Battery and Battery Presence
 - Low power shutdown
- Built-in charger for sealed lead acid or gel type batteries
- Instantaneous transfer to stand-by batteries
- CE European Conformity
- Enclosure accommodates up to four (4) 12VDC/12AH batteries
- Lifetime Warranty

**Altronix Power Supply/Chargers and Sub-Assemblies only*

Specifications

Power Supply/Charger 1 (eFlow104NB):

Input	
Voltage	120VAC, 60Hz, 4.5A
Input Fuse	6.3A/250V
Output	
Voltage	24VDC @ 10A.
Auxiliary	1A (unswitched)
Protection	Oversvoltage protection. Filtered and regulated

Power Supply/Chargers 2 and 3 (eFlow102NB):

Input	
Voltage	120VAC, 60Hz, 3.5A
Input Fuse	5A/250V
Output	
Voltage	12VDC @ 10A
Auxiliary	1A (unswitched)
Protection	Oversvoltage protection. Filtered and regulated

Both Power Supplies:

Battery Charging	
Capacity	Up to 40AH/65AH (requires separate enclosure)
Type	Sealed lead acid or gel type
Failover	Upon AC loss, instantaneous
Batteries are sold separately	

Fire Alarm Disconnect

Supervised	Latching or non-latching
EOL	10K Resistor

Supervision

AC Failure	Form "C" contacts
Battery	Form "C" contacts

Low DC Power Shutdown

Shuts down DC output terminals if battery voltage drops below 71-73% for 12V units and 70-75% for 24V units (depending on the power supply). Prevents deep battery discharge

Indicators (LED)

AC Input	120VAC is present
DC Output	Powered
Battery	Discharged or not connected

Three (3) Dual Input Access Power Controllers (ACMS8CB):

Input	
Voltage	24VDC from eFlow104NB and 12VDC from eFlow102NB
Input PTCs	9A
Outputs	
Voltage	24VDC
Eight (8) 24VDC independently controlled PTC outputs	
a) Fail-Safe and/or Fail-Secure power outputs	
Form "C" Relays rated 28VAC or VDC @ 2.5A	
b) Auxiliary power outputs (unswitched)	
c) Any combination of the above	
Output PTCs	2.5A
Indicators (LED)	
Red LEDs	Outputs are triggered (relays energized)
Green LED	FACP disconnect is triggered

Three (3) Dual Input Power Distribution Modules (PDS8CB):

Input	
Voltage	24VDC from eFlow104NB and 12VDC from eFlow102NB
Input PTCs	9A
Outputs	
Voltage	24VDC
Any of the eight (8) power outputs are selectable to follow power Input 1 or Input 2	
Individual outputs may be set to OFF position for servicing	
Output PTCs	2.5A
Indicators (LED)	
DC Output	Eight (8) individual output LEDs
Green:	12VDC
Red:	24VDC

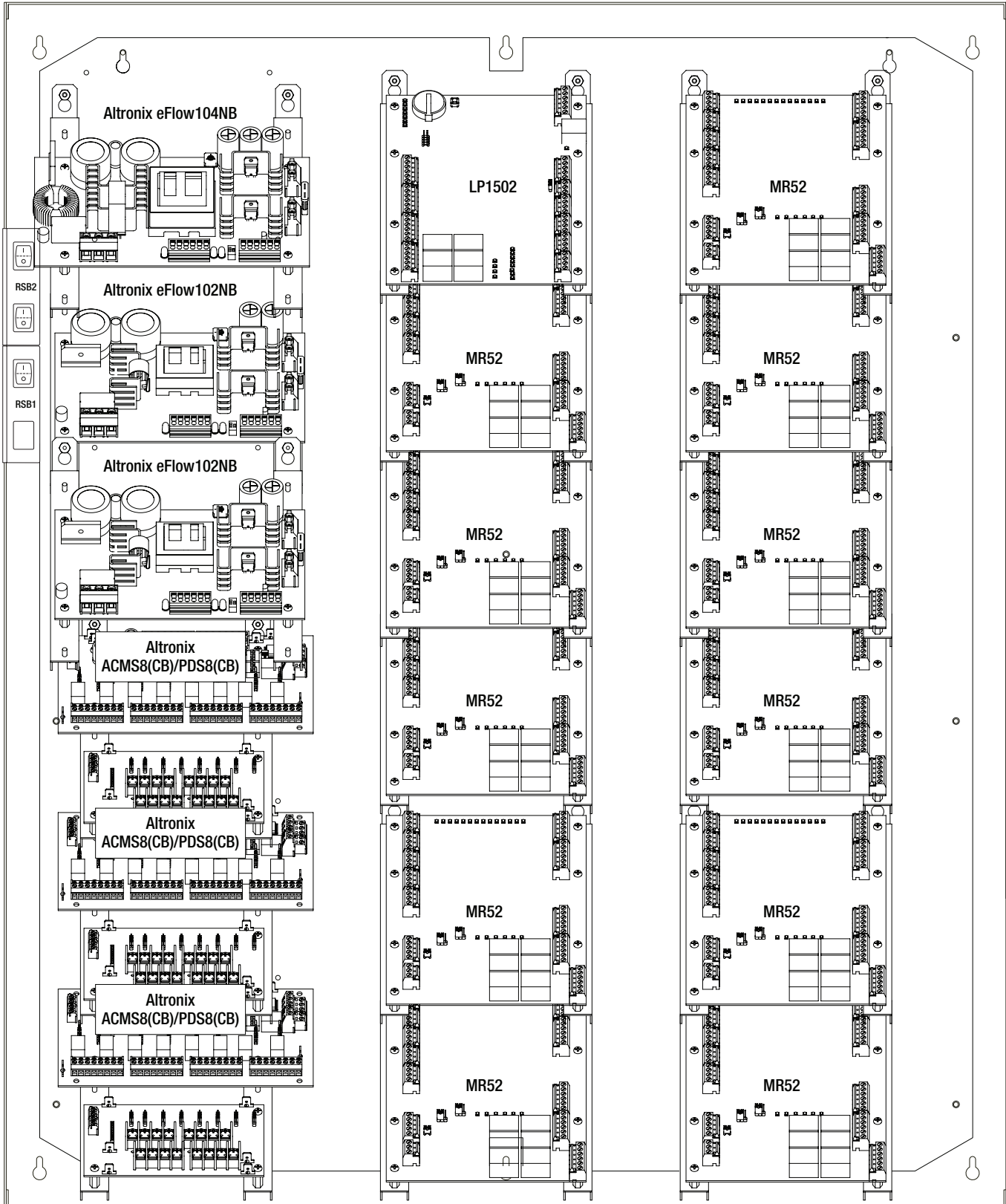
T3MB755K1D Kit:

Agency Listings

CE European Conformity
 All components of this Trove kit are UL Listed sub-assemblies.
 Please refer to the corresponding Sub-Assembly Installation Guides for further information

Physical and Environmental:

Dimensions (H x W x D)
 Enclosure: 36.12" x 30.125" x 7.06" (917.5mm x 768.1mm x 179.3mm)
 Shipping: 40.75" x 35.25" x 12" (1035.1mm x 895.4mm x 304.8mm)
Weight (approx.)
 Product 85.6 lb. (42.27 kg)
 Shipping 106.4 lb. (48.26 kg)
Temperature
 Operating 0°C to 49°C (32°F to 120°F)
 Storage -20°C to 70°C (-4°F to 158°F)
Relative Humidity 85% +/- 5%
BTU/Hr. (approx.): 433 BTU/Hr.



Accessories (order separately) _____



LINQ2

LINQ2 - Network Supervision

Altronix LINQ2 Network Communication Module provides remote supervision, control and monitoring over LAN/WAN

- Remotely reports accurate power diagnostics
- Controls power and resets devices
- Reports system diagnostics via Email



WM5

WM5, WM25, WM100 - Magnetic Cable Tie Mounts

Altronix WM5, WM25, and WM100 are packs of 5, 25 or 100 magnetic cable tie mounts respectively. They accommodate standard zip ties or velcro straps. These are ideal for wire management in our Trove series.



Mounting Magnet

MM4, MM8, MM12, MM24 - Magnetic Mounting Solution

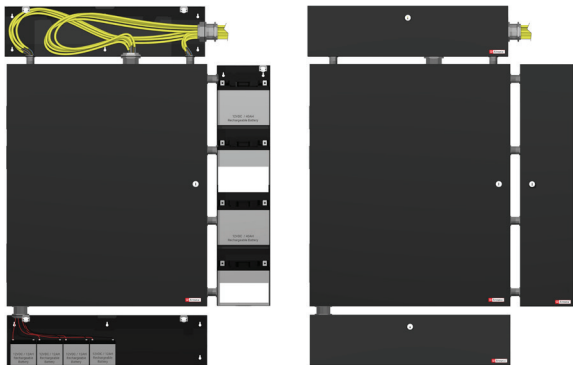
Altronix mounting magnets accommodate screws and nylon standoffs to allow for mounting various boards/ accessories in any metal enclosure or backplane.



BR1

BR1 - Sub-Assembly Mounting Bracket

Altronix BR1 mounting bracket is compatible with Altronix Maximal and Trove enclosures. It allows to mount one (1) PD4UL(CB), PD8UL(CB), ACM4(CB), MOM5, VR6, PDS8, NetWay5B or LINQ8PD(CB) sub-assembly on the enclosure's inside wall, saving valuable space.



TROVE3BWC / TROVE3SWC - Battery/Wire Trough Enclosure

Altronix Trove3BWC and Trove3SWC are dual-purpose enclosures that can be used as wiring troughs or battery cabinets when mounted above or below (Trove3BWC) or on either side (Trove3SWC) of the Trove integrated power and access solution. The knockouts on the Trove3BWC and Trove3SWC have been strategically placed to line up with the Trove3 allowing for easy conduit connections between cabinets. Trove3BWC and Trove3SWC include cam locks and 2 tamper switches each to ensure access to wiring and batteries is secure.

Typical battery/wiring setup with Trove3 Enclosure (not included)

Dimensions and Drawing

Dimensions (H x W x D approximate)
 36.12" x 30.125" x 7.06" (917.5mm x 768.1mm x 179.3mm)

