

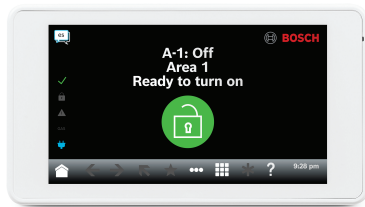
B940W Slim Touch Keypad

www.boschsecurity.com



BOSCH

Invented for life



- ▶ Color graphic touch screen display
- ▶ Slim, modern design blends with any decor
- ▶ Combination of simple icons and text for easy display

The keypad is an SDI2 bus compatible device. The keypad features an illuminated touch screen and graphical interface. With an elegant design and low profile, the keypad fits with any modern decor. Each keypad has user adjustable options such as volume and brightness. The keypad shows system messages for all areas.

System overview

- For commercial use, install the keypad in building entrances and areas with unrestricted access. Mounting a keypad near exterior doors in hotel or business lobbies allows people to identify the type and location of the emergency.
- For residential use, install the keypad near the front and rear entrances to the home. Install additional keypads in a kitchen or in a bedroom.
- Use multiple keypads in a large building with many separate areas of security. Program multiple keypads to control multiple areas.
- Audible tones from the keypad sounder alert personnel to fire events and assist fire fighters in locating the keypad.



Notice

Audible fire-generated keypad sounder alerts occur when fire detection devices are installed on the same system.

Functions

Display

The touch screen display uses icons, words, numbers, and symbols to show the status of the security system and for interacting with the security system. When several events occur, the keypad scrolls through each event in order of priority.

User icons and keys






The keypad's home screen shows the system status at a glance using a large icon. The user can change the system status by touching this icon. The touch screen display also offers icons on the ribbon bar. These visually pleasing graphical icons are easy to use for accessing menus and other options. The keypad screen has numeric keys and one function [CMD] key. When pressed, keys emit a beep. Use the keyboard for entering passcodes, activating commands, and entering alphanumeric characters.

Audible tones

The keypad has a built-in speaker that produces several distinct warning tones. The tones are unique to each different type of event, thereby enabling the user to recognize a given event by hearing its associated tone. The keypad backlight illuminates when it emits an audible tone. Users can use a passcode to silence the tone.

Status indicators

The status indicators on the keypad provide a quick visual reference for system status.

	The indicator lights when the system is ready to turn on (arm).
	The indicator lights when the system is on (armed).
	The indicator lights when there is a trouble condition.
	The indicator lights when dangerous gases are present including carbon monoxide (NFPA 720).
	The indicator lights when the system has power.



Notice

The Gas indicator feature is operational when a separate CO or gas detector is installed and resides on the same system.

Certifications and approvals

Region	Regulatory compliance/quality marks	
Australia	RCM	ACMA
Europe	CE	RED, EMC, LVD, RoHS [B942 B942W]
USA	UL	UL 365 - Police Station Connected Burglar Alarm Units
	UL	UL 609 - Standard for Local Burglar Alarm Units and Systems
	UL	UL 636 - Holdup Alarm Units and Systems
	UL	UL 985 - Household Fire Warning System Units (6th edition)
	UL	UL 1023 - Household Burglar Alarm System Units
	UL	UL 1076 - Proprietary Burglar Alarm Units and Systems
	UL	UL 1610 - Central Station Burglar Alarm Units
Canada	CSFM	California State Fire Marshal
	FCC	Part 15 Class B
	ULC	CAN/ULC S303 - Local Burglar Alarm Units and Systems
	ULC	CAN/ULC S304 - Standard for Signal Receiving Center and Premise Burglar Alarm
	ULC	CAN/ULC S545 - Residential Fire Warning System Control Units
USA	ULC	ULC-ORD C1023 - Household Burglar Alarm System Units
	ULC	ULC-ORD C1076 - Proprietary Burglar Alarm Units and Systems

Region	Regulatory compliance/quality marks	
	ULC	Underwriters Laboratories of Canada S1871-20121210
	IC	ICES-003 - Information Technology Equipment (ITE)

Installation/configuration notes

Power supply

A compatible control panel supplies the power and data requirements to the keypad through a four-wire connection.

Mounting and wiring

Mount in dry indoor locations.

Includes a slim mounting plate for recessed wiring, and a surface mounting plate for surface mounting and wiring.

Molex connection

The Molex connection wires provide power and communication to the control panel through the control panel's SDI2 4-wire bus connection. The Molex connection for this device is specifically made for the keypad, and not supported on any other device.

Compatible control panels

B9512G/B9512G-E

B8512G/B8512G-E

B6512

B5512/B5512E firmware v2.03 and higher

B4512/B4512E firmware v2.03 and higher

B3512/B3512E firmware v2.03 and higher

D9412GV4/D7412GV4 v2.03 and higher

Parts included

Quantity	Component
1	Keypad
2	Mounting plates (slim and surface)
1	Hardware pack
1	Quick installation guide

Technical specifications

Properties

Dimensions	140 mm x 76 mm x 10 mm (5.5 in x 3.0 in x 0.40 in)
Weight	0.11 kg (3.88 oz)
Material	Hard plastic
Display window	Touch screen Multi-line messages
Indicators	Status indicators Main icon Warning and indicating tones

Environmental considerations

Relative humidity	5% to 93% at +32°C (+90°F) non-condensing
Temperature (operating)	0°C to +50°C (+32°F to +122°F)

Power requirements

Voltage (input)	12 VDC nominal
Standby	250 mA
Alarm	365 mA

Wiring

Terminal wire size	18 AWG to 22 AWG (1.02 mm to 0.65 mm)
SDI2 wiring length	Maximum distance - wire size (unshielded wire only): 46 m (150 ft) - 0.65 mm (22 AWG) 119 m (390 ft) - 1.02 mm (18 AWG)

Ordering information**B940W Slim Touch Keypad**

SDI2 compatible touch screen keypad with function keys.

Available languages: English, Chinese, Dutch, French, German, Greek, Italian, Hungarian, Polish, Portuguese, Spanish, Swedish.

Order number **B940W**

Represented by:

Europe, Middle East, Africa:
Bosch Security Systems B.V.
P.O. Box 80002
5600 JB Eindhoven, The Netherlands
Phone: + 31 40 2577 284
emea.securitysystems@bosch.com
emea.boschsecurity.com

Germany:
Bosch Sicherheitssysteme GmbH
Robert-Bosch-Ring 5
85630 Grasbrunn
Germany
www.boschsecurity.com

North America:
Bosch Security Systems, Inc.
130 Perinton Parkway
Fairport, New York, 14450, USA
Phone: +1 800 289 0096
Fax: +1 585 223 9180
onlinehelp@us.bosch.com
www.boschsecurity.us

Asia-Pacific:
Robert Bosch (SEA) Pte Ltd, Security Systems
11 Bishan Street 21
Singapore 573943
Phone: +65 6571 2808
Fax: +65 6571 2699
apr.securitysystems@bosch.com
www.boschsecurity.asia