




GameChanger Cable

Unshielded Twisted Pair
Riser Rated - CMR

258310333

U.S. Patent No.'s 10,453,589; 11,107,605;
11,562,835; and 11,646,133



1.0 Scope

1.1 This cable consists of 4 pair solid bare copper; color-coded high density polyethylene (HDPE) insulation; overall FR-PVC jacket. RoHS-2 Compliant

2.0 Construction

2.1 Conductor

- 2.1.1 Material: Bare Copper
- 2.1.2 Construction: Solid 22 AWG

2.2 Insulation

- 2.2.1 Material: Ultra Low-Loss Dielectric
- 2.2.2 O.D.: 0.044" nom
- 2.2.3 Color Code
 - Pair 1: White/Blue
Blue
 - Pair 2: White/Orange
Orange
 - Pair 3: White/Green
Green
 - Pair 4: White/Brown
Brown

2.3 Core Assembly:

2.3.1 4 twisted pairs cabled together to form the main core.

2.4 Jacket

- 2.4.1 Material: FR-PVC
- 2.4.2 Wall Thickness: 0.050" nom.
- 2.4.3 OD: .238" nom
- 2.4.4 Color: Yellow with White Stripe
- 2.4.5 Ripcord under jacket

2.4.6 Markings: "PAIGE GAMECHANGER
PATENT NO 10,453,589 ; 11,107,605 ;
11,562,835 ; & 11,646,133 (UL) CMR
--- C(UL) E191596XX ROHS SUN RES"
(Ascending/Descending length marking)

2.5 Electrical Properties

- 2.5.1 Conductor Resistance: $\leq 6.35\Omega/100m$
- 2.5.2 Insulation Resistance: $\geq 5000M\Omega Km$
(DC500V Charged 1 Min)
- 2.5.3 Voltage Endurance: DC 1500V/min
- 2.5.4 Mutual Capacitance: $\leq 7.0nF/100m$
- 2.5.5 Core-Core Resistance Unbalance: $\leq 5\%$
- 2.5.6 Maximum Voltage: 300V (Per NEC, not suitable for Class 1 power applications)
- 2.5.7 NVP: 68%

2.6 Temperature Rating

- 2.6.1 -20°C to +75°C

2.7 Power over Ethernet Support

- 2.7.1 Class 1 - 8

3.0 Weights and Dimensions

3.1 Put Up

- 3.1.1 Length: 1,000 ft box
- 3.1.2 Weight: 29 lbs
- 3.1.3 Dimensions: 15" x 12" x 15"

We want to hear from you!

200 Sheffield St, Suite 302, Mountainside, NJ 07092

Tel: 888.423.8947 cgorders@paigeconnected.com



Frequency MHz	Return Loss ≥dB/100m	Insertion Loss ≤dB/100m	NEXT ≥dB/100m	PSNEXT ≥dB/100m
1	24	1.5	90	87
10	31	4.8	75	72
20	32	7.0	64	61
100	26	16.1	50	47
200	24	23.2	48	45
250	21	26.1	47	44
350	20	31.4	45	42
500	19	38.3	43	40
550	18	40.4	42	39

*Values above 250 MHz are for engineering information only

Application

GameChanger cabling is designed specifically for transmitting Ethernet and can support all 8 classes of Power over Ethernet.

GameChanger Cable can deliver 2.5Gbps and 100W PoE up to 656 feet (200m) or if you need to go farther, GameChanger Cable can deliver 10Mbps and 100W PoE up to 850 feet (259m).

Connectors

GameChanger cables have 22 AWG conductors. So when punching down to a jack or a patch panel, any Cat6 connectivity will work. If you are using a RJ45 connector, check out this termination guide: <https://paigedatacom.com/uploads/Media/4/GameChanger%20Termination%20Guide.pdf>



Alternate Colors for Riser

GameChanger is also in Riser in the following colors:

- 258310311 - Riser, Gray
- 258440309 - FT4 / Riser, Green

Frequently Asked Questions

For FAQ and best practices please visit: www.paigedatacom.com/gamechanger

Regional Availability

United States, Latin America, Middle East

We want to hear from you!

200 Sheffield St, Suite 302, Mountainside, NJ 07092

Tel: 888.423.8947 cgorders@paigeconnected.com

www.paigeelectric.com/gamechanger



Connecting You To More




GameChanger Cable

Unshielded Twisted Pair
Riser Rated - FT4

258440309

U.S. Patent No.'s 10,453,589; 11,107,605;
11,562,835; and 11,646,133



1.0 Scope

1.1 This cable consists of 4 pair solid bare copper; color-coded high density polyethylene (HDPE) insulation; overall FR-PVC jacket. RoHS-2 Compliant

2.0 Construction

2.1 Conductor

- 2.1.1 Material: Bare Copper
- 2.1.2 Construction: Solid 22 AWG

2.2 Insulation

- 2.2.1 Material: Ultra Low-Loss Dielectric
- 2.2.2 O.D.: 0.044" nom
- 2.2.3 Color Code
 - Pair 1: White/Blue
Blue
 - Pair 2: White/Orange
Orange
 - Pair 3: White/Green
Green
 - Pair 4: White/Brown
Brown

2.3 Core Assembly:

2.3.1 4 twisted pairs cabled together to form the main core.

2.4 Jacket

- 2.4.1 Material: FR-PVC
- 2.4.2 Wall Thickness: 0.050" nom.
- 2.4.3 OD: .238" nom
- 2.4.4 Color: Green
- 2.4.5 Ripcord under jacket

2.4.6 Markings: "PAIGE GAMECHANGER
PATENT NO 10,453,589 ; 11,107,605 ;
11,562,835 ; & 11,646,133 (UL) CMR
--- C(UL) CMG FT4E191596XX ROHS SUN RES"
(Ascending/Descending length marking)

2.5 Electrical Properties

- 2.5.1 Conductor Resistance: $\leq 6.35\Omega/100m$
- 2.5.2 Insulation Resistance: $\geq 5000M\Omega Km$
(DC500V Charged 1 Min)
- 2.5.3 Voltage Endurance: DC 1500V/min
- 2.5.4 Mutual Capacitance: $\leq 7.0nF/100m$
- 2.5.5 Core-Core Resistance Unbalance: $\leq 5\%$
- 2.5.6 Maximum Voltage: 300V (Per NEC, not
suitable for Class 1 power applications)
- 2.5.7 NVP: 68%

2.6 Temperature Rating

- 2.6.1 -20°C to +75°C

2.7 Power over Ethernet Support

- 2.7.1 Class 1 - 8

3.0 Weights and Dimensions

3.1 Put Up

- 3.1.1 Length: 1,000 ft box
- 3.1.2 Weight: 29 lbs
- 3.1.3 Dimensions: 15" x 12" x 15"

We want to hear from you!

200 Sheffield St, Suite 302, Mountainside, NJ 07092

Tel: 888.423.8947 cgorders@paigeconnected.com



Frequency MHz	Return Loss ≥dB/100m	Insertion Loss ≤dB/100m	NEXT ≥dB/100m	PSNEXT ≥dB/100m
1	24	1.5	90	87
10	31	4.8	75	72
20	32	7.0	64	61
100	26	16.1	50	47
200	24	23.2	48	45
250	21	26.1	47	44
350	20	31.4	45	42
500	19	38.3	43	40
550	18	40.4	42	39

*Values above 250 MHz are for engineering information only

Application

GameChanger cabling is designed specifically for transmitting Ethernet and can support all 8 classes of Power over Ethernet.

GameChanger Cable can deliver 2.5Gbps and 100W PoE up to 656 feet (200m) or if you need to go farther, GameChanger Cable can deliver 10Mbps and 100W PoE up to 850 feet (259m).

Connectors

GameChanger cables have 22 AWG conductors. So when punching down to a jack or a patch panel, any Cat6 connectivity will work. If you are using a RJ45 connector, check out this termination guide: <https://paigedatacom.com/uploads/Media/4/GameChanger%20Termination%20Guide.pdf>



Frequently Asked Questions

For FAQ and best practices please visit: www.paigedatacom.com/gamechanger

Regional Availability

Canada, United States, Latin America, Middle East

We want to hear from you!

200 Sheffield St, Suite 302, Mountainside, NJ 07092

Tel: 888.423.8947 cgorders@paigeconnected.com

www.paigeelectric.com/gamechanger



Connecting You To More




GameChanger Cable

Unshielded Twisted Pair
Plenum Rated - CMP

258300310

U.S. Patent No.'s 10,453,589; 11,107,605;
11,562,835; and 11,646,133



1.0 Scope

1.1 This cable consists of 4 pair solid bare copper; color-coded FEP insulation; overall LSFR-PVC jacket. RoHS-2 Compliant

2.0 Construction

2.1 Conductor

- 2.1.1 Material: Bare Copper
- 2.1.2 Construction: Solid 22 AWG

2.2 Insulation

- 2.2.1 Material: Ultra Low-Loss Dielectric
- 2.2.2 O.D.: 0.044" nom
- 2.2.3 Color Code
 - Pair 1: White/Blue
Blue
 - Pair 2: White/Orange
Orange
 - Pair 3: White/Green
Green
 - Pair 4: White/Brown
Brown

2.3 Core Assembly:

2.3.1 4 twisted pairs cabled together to form the main core.

2.4 Jacket

- 2.4.1 Material: LSFR-PVC
- 2.4.2 OD: 0.248" nom
- 2.4.3 Color: White
- 2.4.4 Ripcord under jacket

2.4.5 Markings: "PAIGE GAMECHANGER PATENT NO 10,453,589 ; 11,107,605 ; 11,562,835 ; & 11,646,133 (UL) CMP--- C(UL) FT6 EXXXXX ROHS SUN RES" (Ascending/Descending length marking)

2.5 Electrical Properties

- 2.5.1 Conductor Resistance: $\leq 6.35\Omega/100m$
- 2.5.2 Insulation Resistance: $\geq 5000M\Omega Km$ (DC500V Charged 1 Min)
- 2.5.3 Voltage Endurance: DC 1500V/min
- 2.5.4 Mutual Capacitance: $\leq 7.0nF/100m$
- 2.5.5 Core-Core Resistance Unbalance: $\leq 5\%$
- 2.5.6 Maximum Voltage: 300V (Per NEC, not suitable for Class 1 power applications)
- 2.5.7 NVP: 72%

2.6 Temperature Rating

- 2.6.1 $-20^{\circ}C$ to $+75^{\circ}C$

2.7 Power over Ethernet Support

- 2.7.1 Class 1 - 8

3.0 Weights and Dimensions

3.1 Put Up

- 3.1.1 Length: 1,000 ft box
- 3.1.2 Weight: 32 lbs
- 3.1.3 Dimensions: 15" x 12" x 15"

We want to hear from you!

200 Sheffield St, Suite 302, Mountainside, NJ 07092

Tel: 888.423.8947 cgorders@paigeconnected.com



Frequency MHz	Return Loss ≥dB/100m	Insertion Loss ≤dB/100m	NEXT ≥dB/100m	PSNEXT ≥dB/100m
1	24	1.5	90	87
10	31	4.8	75	72
20	32	7.0	64	61
100	26	16.1	50	47
200	24	23.2	48	45
250	21	26.1	47	44
350	20	31.4	45	42
500	19	38.3	43	40
550	18	40.4	42	39

*Values above 250 MHz are for engineering information only

Application

GameChanger cabling is designed specifically for transmitting Ethernet and can support all 8 classes of Power over Ethernet.

GameChanger Cable can deliver 2.5Gbps and 100W PoE up to 656 feet (200m) or if you need to go farther, GameChanger Cable can deliver 10Mbps and 100W PoE up to 850 feet (259m).

Connectors

GameChanger cables have 22 AWG conductors. So when punching down to a jack or a patch panel, any Cat6 connectivity will work. If you are using a RJ45 connector, check out this termination guide: <https://paigedatacom.com/uploads/Media/4/GameChanger%20Termination%20Guide.pdf>



Alternate Constructions

GameChanger is also in Plenum / FT6 in the following colors:

- 258300336 - Plenum, Blue w/ White Stripe
- 258300301 - Plenum, Orange
- 258300303 - Plenum, Purple
- 258300304 - Plenum, Black
- 258300309 - Plenum, Green

Frequently Asked Questions

For FAQ and best practices please visit: www.paigedatacom.com/gamechanger

Regional Availability

United States, Latin America, Middle East

We want to hear from you!

200 Sheffield St, Suite 302, Mountainside, NJ 07092

Tel: 888.423.8947 cgorders@paigeconnected.com
www.paigedatacom.com/gamechanger






GameChanger Cable

Unshielded Twisted Pair FEP/FEP
Indoor / Outdoor Plenum Rated

258950306

U.S. Patent No.'s 10,453,589; 11,107,605;
11,562,835; and 11,646,133



1.0 Scope

1.1 This cable consists of 4 pair solid bare copper; color-coded FEP insulation; marking tape and overall FEP jacket. RoHS-2 Compliant

2.0 Construction

2.1 Conductor

- 2.1.1 Material: Bare Copper
- 2.1.2 Construction: Solid 22 AWG

2.2 Insulation

- 2.2.1 Material: FEP
- 2.2.2 O.D.: 0.044" nom
- 2.2.3 Color Code
 - Pair 1: White/Blue
Blue
 - Pair 2: White/Orange
Orange
 - Pair 3: White/Green
Green
 - Pair 4: White/Brown
Brown

2.3 Core Assembly:

2.3.1 4 twisted pairs cabled together to form the main core; a marking tape is included along the core

2.4 Jacket

- 2.4.1 Material: FEP
- 2.4.2 OD: 0.208" nom
- 2.4.3 Color: Blue
- 2.4.4 Marking tape under jacket

2.4.5 Markings: "PAIGE(R) GAMECHANGER (R)
US PATENT NO.S 10,453,589 11,107,605
22AWG 4PR CMP 200C ROHS-2
CERTIFIED TO TIA-568.2-D CAT 6
YYMMDD hh:mm XXXXFT/XXXXFT"
(Ascending/Descendinglength marking)

2.5 Electrical Properties

- 2.5.1 Conductor Resistance: $\leq 9.38\Omega/100m$
- 2.5.2 Insulation Resistance: $\geq 5000M\Omega Km$
(DC500V Charged 1 Min)
- 2.5.3 Mutual Capacitance: $\leq 5.6nF/100m$
- 2.5.4 Maximum Voltage: 300V (Per NEC, not suitable for Class 1 power applications)
- 2.5.5 NVP: 70%

2.6 Temperature Rating

- 2.6.1 Installing: -40°C to +200°C
- 2.6.2 Operating: -40°C to +200°C

2.7 Power over Ethernet Support

- 2.7.1 Class 1 - 8

3.0 Weights and Dimensions

3.1 Put Up

- 3.1.1 Length: 1,000 ft box
- 3.1.2 Weight: 32 lbs
- 3.1.3 Dimensions: 13" x 10" x 9"

We want to hear from you!

200 Sheffield St, Suite 302, Mountainside, NJ 07092

Tel: 888.423.8947 cgorders@paigeconnected.com



Frequency MHz	Return Loss ≥dB/100m	Insertion Loss ≤dB/100m	NEXT ≥dB/100m	PSNEXT ≥dB/100m
1	24	1.5	90	87
10	31	4.8	75	72
20	32	7.0	64	61
100	26	16.1	50	47
200	24	23.2	48	45
250	21	26.1	47	44
350	20	31.4	45	42
500	19	38.3	43	40
550	18	40.4	42	39

*Values above 250 MHz are for engineering information only

Application

GameChanger cabling is designed specifically for transmitting Ethernet and can support all 8 classes of Power over Ethernet.

GameChanger Cable can deliver 2.5Gbps and 100W PoE up to 656 feet (200m) or if you need to go farther, GameChanger Cable can deliver 10Mbps and 100W PoE up to 850 feet (259m).

Connectors

GameChanger cables have 22 AWG conductors. So when punching down to a jack or a patch panel, any Cat6 connectivity will work. If you are using a RJ45 connector, check out this termination guide: <https://paigedatacom.com/uploads/Media/4/GameChanger%20Termination%20Guide.pdf>



Frequently Asked Questions

For FAQ and best practices please visit: www.paigedatacom.com/gamechanger

Regional Availability

United States, Latin America, Middle East

We want to hear from you!

200 Sheffield St, Suite 302, Mountainside, NJ 07092

Tel: 888.423.8947 cgorders@paigeconnected.com

www.paigedatacom.com/gamechanger





GameChanger Cable

Unshielded Twisted Pair
C_{ca} -s1a, d0, a1

258502336 500m drum
258500336 305m box



1.0 Scope

1.1 This cable consists of 4 pair solid bare copper; color-coded PE insulation; overall LSZH-FRPE jacket. EN50575:2014 C_{ca}-s1a, d0, a1 and CE/ RoHS-2 Compliant

2.0 Construction

2.1 Conductor

- 2.1.1 Material: Bare Copper
- 2.1.2 Construction: Solid 22AWG
- 2.1.3 O.D.: 0.610 mm min.

2.2 Insulation

- 2.2.1 Material: Ultra Low-Loss Dielectric
- 2.2.2 O.D.: 1.1176 mm nom.
- 2.2.3 Color Code
 - Pair 1: White/Blue + Blue
 - Pair 2: White/Orange + Orange
 - Pair 3: White/Green + Green
 - Pair 4: White/Brown + Brown

2.3 Core Assembly:

- 2.3.1 4 twisted pairs stranded together to form the main core.

2.4 Jacket

- 2.4.1 Material: LSZH-FRPE with UV Resistance

2.4.2 OD: 6.2992 mm nom.

2.4.3 Color: Blue with White Stripe

2.4.4 Ripcord under jacket

2.4.5 Markings: "PAIGE(R)
GAMECHANGER PATENT
PENDING 22 AWG EN50575:2014
CE Cca-s1b,d1,a1 RoHSXXXXXX
(Ascending/ Descending
length marking)

2.5 Electrical Properties

- 2.5.1 Conductor Resistance:
≤9.38Ω/100m
- 2.5.2 Insulation Resistance:
≥5000MΩKm
(DC500V Charged 1 Min)
- 2.5.3 Voltage Endurance: DC 1500V/min
- 2.5.4 Mutual Capacitance: ≤7.0nF/100m
- 2.5.5 Core-Core Resistance
Unbalance: ≤5%
- 2.5.6. NVP: 70%

2.6 Temperature Rating

- 2.6.1 -20°C to +75°C (installation)
- 2.6.2 -40°C to +75°C (operating)

2.7 Power over Ethernet Support

- 2.7.1 Class 1 - 8

We want to hear from you!
P.O. Box 368, Union, NJ 07083

Tel: 888.423.8947 gamechanger@paigeelectric.com
www.paigedatacom.com/gamechanger



Frequency MHz	Return Loss ≥dB/100m	Attenuation ≤dB/100m	NEXT ≥dB/100m	PSNEXT ≥dB/100m
1	32.7	1.5	82.0	78.5
4	34.4	3.0	71.3	66.8
10	30.5	4.8	63.6	60.3
16	33.5	6.2	56.7	56.2
20	35.0	6.2	56.7	56.2
25	34.1	7.8	59.3	55.3
31.25	31.5	8.8	60.9	56.9
62.50	31.1	8.8	60.9	56.9
100	29.4	16.3	50.2	49.2

Application

GameChanger cabling is designed specifically for transmitting Ethernet and can support all 8 classes of Power over Ethernet.

Maximum transmission distance exceeds Category Rating limits, but varies with equipment and settings used. If you have any questions about the maximum recommended distance for a particular installation, please contact us.

Connectors

GameChanger cabling works with most Category 6 non shielded connectors. Make sure your connector supports 22AWG conductors.

Alternate Constructions

GameChanger cabling is also available with:

- 258340804 - OSP Shielded, Black

Frequently Asked Questions

For FAQ and best practices please visit:
www.paigedatacom.com/gamechanger

Regional Availability

United Kingdom, Europe, Middle East

We want to hear from you!

Tel: 888.423.8947 gamechanger@paigeelectric.com
www.paigedatacom.com/gamechanger





GameChanger OSP Direct Burial UTP Cable

Unshielded Twisted Pair
OSP Direct Burial

258320804

U.S. Patent No.'s 10,453,589; 11,107,605;
11,562,835; and 11,646,133



1.0 Scope

1.1 This cable consists of 4 pair solid bare copper; color-coded medium density polyethylene (MDPE) insulation; water-proof gel; overall OSP Direct Burial jacket. RoHS-2 Compliant

2.0 Construction

2.1 Conductor

- 2.1.1 Material: Bare Copper
- 2.1.2 Construction: Solid 22 AWG

2.2 Insulation

- 2.2.1 Material: Ultra Low-Loss Dielectric
- 2.2.3 O.D.: 0.047 nom
- 2.2.4 Color Code
 - Pair 1: White/Blue
Blue
 - Pair 2: White/Orange
Orange
 - Pair 3: White/Green
Green
 - Pair 4: White/Brown
Brown

2.3 Core Assembly:

- 2.3.1 4 twisted pairs cabled together and fully flooded with a waterproof gel to form the main core.

2.4 Jacket

- 2.4.1 Material: MDPE
- 2.4.2 OD: 0.300" nom.
- 2.4.3 Color: Black
- 2.4.4 Ripcord under jacket

- 2.4.5 Markings: "PAIGE® GAMECHANGER™ 258320804 OSP DIRECT BURIAL 22/4PR ROHS SUNRES PATENT NO 10,453,589; 11,107,605;11,562,835; & 11,646,133" (Ascending/Descending length marking)

2.5 Electrical Properties

- 2.5.1 Conductor Resistance: $\leq 9.38\Omega/100m$
- 2.5.2 Mutual Capacitance: $\leq 7.0nF/100m$
- 2.5.3 Core-Core Resistance Unbalance: $\leq 5\%$
- 2.5.4 Maximum Voltage: 300V (Per NEC, not suitable for Class 1 power applications)
- 2.5.5 NVP: 68%

2.6 Temperature Rating

- 2.6.1 -20°C to +60°C (installation)
- 2.6.2 -45°C to +60°C (operating)

2.7 Power over Ethernet Support

- 2.7.1 Class 1 - 8

3.0 Weights and Dimensions

3.1 Put Up

- 3.1.1 Length: 1,000 ft box
- 3.1.2 Weight: 38 lbs
- 3.1.3 Dimensions: 16" x 12" x 16"

We want to hear from you!

200 Sheffield St, Suite 302, Mountainside, NJ 07092

Tel: 888.423.8947 cgorders@paigeconnected.com



Frequency MHz	Return Loss ≥dB/100m	Insertion Loss ≤dB/100m	NEXT ≥dB/100m	PSNEXT ≥dB/100m
1	24	1.5	90	87
10	31	4.8	75	72
20	32	7.0	64	61
100	26	16.1	50	47
200	24	23.2	48	45
250	21	26.1	47	44
350	20	31.4	45	42
500	19	38.3	43	40
550	18	40.4	42	39

*Values above 250 MHz are for engineering information only

Application

GameChanger cabling is designed specifically for transmitting Ethernet and can support all 8 classes of Power over Ethernet.

GameChanger Cable can deliver 2.5Gbps and 100W PoE up to 656 feet (200m) or if you need to go farther, GameChanger Cable can deliver 10Mbps and 100W PoE up to 850 feet (259m).

Connectors

GameChanger cables have 22 AWG conductors. So when punching down to a jack or a patch panel, any Cat6 connectivity will work. If you are using a RJ45 connector, check out this termination guide: <https://paigedatacom.com/uploads/Media/4/GameChanger%20Termination%20Guide.pdf>



Alternate Constructions

GameChanger cabling is also available with:

- 258330804 - OSP, CM-LS Black
- 258340804 - OSP Shielded, Black
- 258880845 - AIA wrapped OSP Shielded

Frequently Asked Questions

For FAQ and best practices please visit: www.paigedatacom.com/gamechanger

Regional Availability

North America, Latin America, Europe, Middle East

We want to hear from you!

200 Sheffield St, Suite 302, Mountainside, NJ 07092

Tel: 888.423.8947 cgorders@paigeconnected.com
www.paigedatacom.com/gamechanger





GameChanger LSZH OSP Cable

Unshielded Twisted Pair
LSZH OSP Direct Burial

258330804

U.S. Patent No.'s 10,453,589; 11,107,605;
11,562,835; and 11,646,133



1.0 Scope

1.1 This cable consists of 4 pair solid bare copper; color-coded high density polyethylene (HDPE) insulation; water-proof gel; overall LSZH / OSP Direct Burial jacket. RoHS-2 Compliant

2.0 Construction

2.1 Conductor

- 2.1.1 Material: Bare Copper
- 2.1.2 Construction: Solid 22 AWG

2.2 Insulation

- 2.2.1 Material: Ultra Low-Loss Dielectric
- 2.2.3 O.D.: 0.044" nom
- 2.2.4 Color Code
 - Pair 1: White/Blue
Blue
 - Pair 2: White/Orange
Orange
 - Pair 3: White/Green
Green
 - Pair 4: White/Brown
Brown

2.3 Core Assembly:

- 2.3.1 4 twisted pairs cabled together and fully flooded with a waterproof gel to form the main core.

2.4 Jacket

- 2.4.1 Material: PE
- 2.4.2 Wall Thickness: 0.050" nom.
- 2.4.3 OD: 0.305" nom.
- 2.4.4 Color: Black
- 2.4.5 Ripcord under jacket

- 2.4.6 Markings: "PAIGE® GAMECHANGER™ PATENT NO 10,453,589 ; 11,107,605 ; 11,562,835 ; & 11,646,133 OSP C(UL) CM-LS E191596XX ROHS SUN RES" (Ascending/Descending length marking)

2.5 Electrical Properties

- 2.5.1 Conductor Resistance: $\leq 6.35\Omega/100m$
- 2.5.2 Insulation Resistance: $\geq 5000M\Omega Km$ (DC500V Charged 1 Min)
- 2.5.3 Voltage Endurance: DC 1500V/min
- 2.5.4 Mutual Capacitance: $\leq 7.0nF/100m$
- 2.5.5 Core-Core Resistance Unbalance: $\leq 5\%$
- 2.5.6 Maximum Voltage: 300V (Per NEC, not suitable for Class 1 power applications)
- 2.5.7 NVP: 63%

2.6 Temperature Rating

- 2.6.1 $-20^{\circ}C$ to $+75^{\circ}C$ (installation)
- 2.6.2 $-40^{\circ}C$ to $+75^{\circ}C$ (operating)

2.7 Power over Ethernet Support

- 2.7.1 Class 1 - 8

3.0 Weights and Dimensions

3.1 Put Up

- 3.1.1 Length: 1,000 ft box
- 3.1.2 Weight: 52 lbs
- 3.1.3 Dimensions: 16" x 12" x 16"

We want to hear from you!

200 Sheffield St, Suite 302, Mountainside, NJ 07092

Tel: 888.423.8947 cgorders@paigeconnected.com



Frequency MHz	Return Loss ≥dB/100m	Insertion Loss ≤dB/100m	NEXT ≥dB/100m	PSNEXT ≥dB/100m
1	24	1.5	90	87
10	31	4.8	75	72
20	32	7.0	64	61
100	26	16.1	50	47
200	24	23.2	48	45
250	21	26.1	47	44
350	20	31.4	45	42
500	19	38.3	43	40
550	18	40.4	42	39

*Values above 250 MHz are for engineering information only

Application

GameChanger cabling is designed specifically for transmitting Ethernet and can support all 8 classes of Power over Ethernet.

GameChanger Cable can deliver 2.5Gbps and 100W PoE up to 656 feet (200m) or if you need to go farther, GameChanger Cable can deliver 10Mbps and 100W PoE up to 850 feet (259m).

Connectors

GameChanger cables have 22 AWG conductors. So when punching down to a jack or a patch panel, any Cat6 connectivity will work. If you are using a RJ45 connector, check out this termination guide: <https://paigedatacom.com/uploads/Media/4/GameChanger%20Termination%20Guide.pdf>



Alternate Constructions

GameChanger cabling is also available with:

- 258320804 - OSP, Black
- 258340804 - OSP Shielded, Black
- 258880845 - AIA wrapped OSP Shielded

Frequently Asked Questions

For FAQ and best practices please visit: www.paigedatacom.com/gamechanger

Regional Availability

North America, Latin America, Europe, Middle East

We want to hear from you!

200 Sheffield St, Suite 302, Mountainside, NJ 07092

Tel: 888.423.8947 cgorders@paigeconnected.com
www.paigedatacom.com/gamechanger





GameChanger Shielded OSP Cable

Shielded Twisted Pair
CM, 600V AWM

258340804

U.S. Patent No.'s 10,453,589; 11,107,605;
11,562,835; and 11,646,133



1.0 Scope

1.1 This cable consists of 4 pair solid bare copper; color-coded high density polyethylene (HDPE) insulation; water-proof gel; inner and outer LSZH FR Polyolefin jacket with a aluminum/polyester tape shield with 24 AWG tinned copper drain wire in between the two jackets . Compliant with c(UL), CM Compliant, UL Subject 444 Communication Cables, AWM Style 22427 80C 600V, UL Subject 758 Appliance Wiring Material, Sunlight Resistant, California State Fire Marshal Approved, RoHS

2.0 Construction

2.1 Conductor

- 2.1.1 Material: Bare Copper
- 2.1.2 Construction: Solid 22 AWG

2.2 Insulation

- 2.2.1.1 Material: Ultra Low-Loss Dielectric
- 2.2.1.3 O.D.: 0.044" nom
- 2.2.1.4 Color Code
 - Pair 1: White/Blue
Blue
 - Pair 2: White/Orange
Orange
 - Pair 3: White/Green
Green
 - Pair 4: White/Brown
Brown

2.3 Core Assembly:

- 2.3.1 4 twisted pairs cabled together and fully flooded with a waterproof gel to form the main core which is then jacketed with a FRPO inner jacket.

2.4 Jackets

- 2.4.1 Material: FRPE
- 2.4.2 Inner Wall Thickness: 0.025" nom.
- 2.4.3 Outer Wall Thickness: 0.025" nom

- 2.4.3 Total OD: 0.380" nom.
- 2.4.4 Color: Black
- 2.4.5 Ripcord under jacket
- 2.4.6 Markings: "PAIGE(R) GAMECHANGER(TM) 258340804 PATENT NO 10,453,589 ; 11,107,605 ; 11,562,835 ; & 11,646,133 SHIELDED OSP c(UL)us 22/4P CM-ST1 E191569++ or AWM 22427 80C 600V--- RoHS SUN RES --- DIRECT BURIAL --- CERTIFIED TO TIA/EIA CAT 6 (01-12345) Ascending/Descending length marking)

2.5 Electrical Properties

- 2.5.1 Conductor Resistance: $\leq 6.35\Omega/100m$
- 2.5.2 Insulation Resistance: $\geq 5000M\Omega Km$ (DC500V Charged 1 Min)
- 2.5.3 Voltage Endurance: DC 1500V/min
- 2.5.4 Mutual Capacitance: $\leq 7.0nF/100m$
- 2.5.5 Core-Core Resistance Unbalance: $\leq 5\%$
- 2.5.6 Maximum Voltage: 600V
- 2.5.7 NVP: 63%

2.6 Temperature Rating

- 2.6.1 -20°C to +80°C (installation)
- 2.6.2 -44°C to +80°C (operating)

2.7 Power over Ethernet Support

- 2.7.1 Class 1 - 8

3.0 Weights and Dimensions

3.1 Put Up

- 3.1.1 Length: 1,000 feet reel
- 3.1.2 Weight: 63 lbs
- 3.1.3 Dimensions: 16" x 12" x 16"

We want to hear from you!

200 Sheffield St, Suite 302, Mountainside, NJ 07092

Tel: 888.423.8947 cgorders@paigeconnected.com



Frequency MHz	Return Loss ≥dB/100m	Insertion Loss ≤dB/100m	NEXT ≥dB/100m	PSNEXT ≥dB/100m
1	24	1.5	90	87
10	31	4.8	75	72
20	32	7.0	64	61
100	26	16.1	50	47
200	24	23.2	48	45
250	21	26.1	47	44
350	20	31.4	45	42
500	19	38.3	43	40
550	18	40.4	42	39

*Values above 250 MHz are for engineering information only

Application

GameChanger cabling is designed specifically for transmitting Ethernet and can support all 8 classes of Power over Ethernet.

GameChanger Cable can deliver 2.5Gbps and 100W PoE up to 656 feet (200m) or if you need to go farther, GameChanger Cable can deliver 10Mbps and 100W PoE up to 850 feet (259m).

Connectors

GameChanger cables have 22 AWG conductors. So when punching down to a jack or a patch panel, any Cat6 connectivity will work. If you are using a RJ45 connector, check out this termination guide: <https://paigedatacom.com/uploads/Media/4/GameChanger%20Termination%20Guide.pdf>



Alternate Constructions

GameChanger cabling is also available with:

- 258320804 - OSP, Black
- 258330804 - OSP, CM-LS Black
- 258880845 - AIA wrapped OSP Shielded

Frequently Asked Questions

For FAQ and best practices please visit: www.paigedatacom.com/gamechanger

Regional Availability

North America, Latin America, Europe, Middle East

We want to hear from you!

200 Sheffield St, Suite 302, Mountainside, NJ 07092

Tel: 888.423.8947 cgorders@paigeconnected.com
www.paigedatacom.com/gamechanger





GameChanger Shielded OSP AIA Cable

Shielded Twisted Pair
CM, 600V AWM
Aluminum Interlocked Armor
258880845

U.S. Patent No.'s 10,453,589; 11,107,605;
11,562,835; and 11,646,133



1.0 Scope

1.1 This cable consists of 4 pair solid bare copper; color-coded high density polyethylene (HDPE) insulation; water-proof gel; inner and outer LSZH FR Polyolefin jacket with an aluminum/polyester tape shield with 24 AWG tinned copper drain wire in between the two jackets. An Aluminum Interlocked Armor surrounds the entire cable. Compliant with c(UL), CM Compliant, UL Subject 444 Communication Cables, AWM Style 22427 80C 600V, UL Subject 758 Appliance Wiring Material, Sunlight Resistant, California State Fire Marshal Approved, RoHS

2.0 Construction

2.1 Conductor

- 2.1.1 Material: Bare Copper
- 2.1.2 Construction: Solid 22 AWG

2.2 Insulation

- 2.2.1 Material: Ultra Low-Loss Dielectric
- 2.2.3 O.D.: 0.044" nom
- 2.2.4 Color Code
 - Pair 1: White/Blue + Blue
 - Pair 2: White/Orange + Orange
 - Pair 3: White/Green + Green
 - Pair 4: White/Brown + Brown

2.3 Core Assembly:

- 2.3.1 4 twisted pairs cabled together and fully flooded with a waterproof gel to form the main core which is then jacketed with a FRPO inner jacket.

2.4 Jackets

- 2.4.1 Material: FRPE
- 2.4.2 Inner Wall Thickness: 0.025" nom.
- 2.4.3 Outer Wall Thickness: 0.025" nom
- 2.4.3 Total OD: 0.380" nom.
- 2.4.4 Color: Black

- 2.4.5 Ripcord under jacket
- 2.4.6 Markings: "PAIGE(R) GAMECHANGER(TM) 258340804 PATENT NO 10,453,589 ; 11,107,605 ; 11,562,835 ; & 11,646,133 SHIELDED OSP c(UL)us 22/4P CM-ST1 E191569++ or AWM 22427 80C 600V--- RoHS SUN RES --- DIRECT BURIAL --- CERTIFIED TO TIA/EIA CAT 6 (01-12345) Ascending/Descending length marking)

2.5 Armor

- 2.5.1 Material: Aluminum Interlocked Armor

2.5 Electrical Properties

- 2.5.1 Conductor Resistance: $\leq 6.35\Omega/100m$
- 2.5.2 Insulation Resistance: $\geq 5000M\Omega Km$ (DC500V Charged 1 Min)
- 2.5.3 Voltage Endurance: DC 1500V/min
- 2.5.4 Mutual Capacitance: $\leq 7.0nF/100m$
- 2.5.5 Core-Core Resistance Unbalance: $\leq 5\%$
- 2.5.6 Maximum Voltage: 600V
- 2.5.7 NVP: 63%

2.6 Temperature Rating

- 2.6.1 -20°C to +80°C (installation)
- 2.6.2 -44°C to +80°C (operating)

2.7 Power over Ethernet Support

- 2.7.1 Class 1 - 8

3.0 Weights and Dimensions

3.1 Put Up

- 3.1.1 Length: 1,000 feet reel
- 3.1.2 Weight: 162 lbs
- 3.1.3 Dimensions: 36" x 36" x 16"

We want to hear from you!

200 Sheffield St, Suite 302, Mountainside, NJ 07092

Tel: 888.423.8947 cgorders@paigeconnected.com



Frequency MHz	Return Loss ≥dB/100m	Insertion Loss ≤dB/100m	NEXT ≥dB/100m	PSNEXT ≥dB/100m
1	24	1.5	90	87
10	31	4.8	75	72
20	32	7.0	64	61
100	26	16.1	50	47
200	24	23.2	48	45
250	21	26.1	47	44
350	20	31.4	45	42
500	19	38.3	43	40
550	18	40.4	42	39

*Values above 250 MHz are for engineering information only

Application

GameChanger cabling is designed specifically for transmitting Ethernet and can support all 8 classes of Power over Ethernet.

GameChanger Cable can deliver 2.5Gbps and 100W PoE up to 656 feet (200m) or if you need to go farther, GameChanger Cable can deliver 10Mbps and 100W PoE up to 850 feet (259m).

Connectors

GameChanger cables have 22 AWG conductors. So when punching down to a jack or a patch panel, any Cat6 connectivity will work. If you are using a RJ45 connector, check out this termination guide: <https://paigedatacom.com/uploads/Media/4/GameChanger%20Termination%20Guide.pdf>



Alternate Constructions

GameChanger cabling is also available with:

- 258320804 - OSP, Black
- 258330804 - OSP, CM-LS Black
- 258340804 - OSP, Shielded Black
- 258802404 - Class I, Division 1 Armored

Frequently Asked Questions

For FAQ and best practices please visit: www.paigedatacom.com/gamechanger

Regional Availability

North America, Latin America, Europe, Middle East

We want to hear from you!

200 Sheffield St, Suite 302, Mountainside, NJ 07092

Tel: 888.423.8947 cgorders@paigeconnected.com
www.paigedatacom.com/gamechanger





GameChanger Hazardous Location Cable

ITC-HL Class I Division 1 Armored

258802404

U.S. Patent No.'s 10,453,589; 11,107,605;
11,562,835; and 11,646,133



1.0 Scope

1.1 This cable consists of 4 pair solid bare copper; color-coded Fluorinated Ethylene Propylene (FEP) insulation; inner FEP and PVC jacket, Continuously Corrugated Welded (CCW) Armor and outer PVC jacket. RoHS-2 Compliant, Sunlight Resistant, Direct Burial. Suitable for Class I Div 1, Class II Div 1 installations

UL2250 Listed Type ITC 300V

UL2225 Listed Type ITC-HL 300V for use in Class 1 Div 1 Hazardous locations.

2.0 Construction

2.1 Conductor

2.1.1 Material: Bare Copper

2.1.2 Construction: Solid 22 AWG

2.2 Insulation

2.2.1 Material: FEP

2.2.3 O.D.: 0.0425" nom

2.2.4 Color Code

Pair 1: White/Blue
Blue

Pair 2: White/Orange
Orange

Pair 3: White/Green
Green

Pair 4: White/Brown
Brown

2.3 Core Assembly:

2.3.1 4 twisted pairs cabled together to form the main core which is then jacketed with FEP and PVC inner jackets.

2.4 Jackets

2.4.1 Material: FEP/PVC/PVC

2.4.2 Natural FEP, 0.218" nom. diameter

2.4.3 Black, PVC, 0.568" nom. diameter

2.4.4 Outer OD: 0.95" nom.

2.4.5 Color: Black

2.4.6 Continuously Corrugated Welded Aluminum Armor between jackets.

2.4.7 Markings: PAIGE GAMECHANGER CABLE™ PATENT NO 10,453,589 ; 11,107,605 ; 11,562,835 ; & 1,646,133AWG 4 Pair (UL) Type ITC-HL Sun Res ROHS (Ascending/Descending length marking)

2.5 Electrical Properties

2.5.1 Conductor Resistance: $\leq 9.38\Omega/100m$

2.5.2 Max DC Resistance Unbalance: $\leq 5\%$

2.5.3 Nom. Velocity of Propagation 73%

2.6 Physical Properties

2.6.1 Nominal Cable Weight: .331Lbs / ft

2.6.2 Bend Radius: Min: 14"

2.7 Temperature Rating

2.7.1 -20°C to +60°C (installation)

2.7.2 -50°C to +90°C (operating)

3.0 Weights and Dimensions

3.1 Package: Ordered by the foot, shipped on a reel

3.2 Weight: .34 lbs/ ft (without reel)

We want to hear from you!

200 Sheffield St, Suite 302, Mountainside, NJ 07092

Tel: 888.423.8947 cgorders@paigeconnected.com



Frequency MHz	Return Loss ≥dB/100m	Attenuation ≤dB/100m	NEXT ≥dB/100m	PSNEXT ≥dB/100m
1	28	1.5	77	75
4	31	3.0	68	66
10	33	4.8	62	60
16	33	6.2	59	57
20	33	6.2	58	56
25	32	7.8	56	54
31.25	31	8.8	55	53
62.50	29	8.8	50	48
100	28	16.3	47	45

Application

GameChanger cabling is designed specifically for transmitting Ethernet and can support all 8 classes of Power over Ethernet.

GameChanger Cable can deliver 2.5Gbps and 100W PoE up to 656 feet (200m) or if you need to go farther, GameChanger Cable can deliver 10Mbps and 100W PoE up to 850 feet (259m).

Connectors

GameChanger cables have 22 AWG conductors. So when punching down to a jack or a patch panel, any Cat6 connectivity will work. If you are using a RJ45 connector, check out this termination guide: <https://paigedatacom.com/uploads/Media/4/GameChanger%20Termination%20Guide.pdf>



HL-Glands

ITC-HL GameChanger Cable works well with Crouse-Hinds Terminator™ TMCX Cable Glands

Alternate Constructions

GameChanger cabling is also available with:

- 258320804 - OSP, Black
- 258330804 - OSP, CM-LS Black
- 258340804 - OSP, Shielded Black
- 258880845 - AIA wrapped OSP Shielded

Frequently Asked Questions

For FAQ and best practices please visit: www.paigedatacom.com/gamechanger

Regional Availability

United States, Latin America, Middle East

We want to hear from you!

200 Sheffield St, Mountainside, NJ 07092

Tel: 888.423.8947 cgorders@paigeconnected.com

www.paigeelectric.com/gamechanger

