


# CAT6 RISER CABLE


## 23/4 CMR/FT4 EXPRESS BOX




### SPEC SHEET




0E-CMR6BLR




0E-CMR6BKR




0E-CMR6WHR



0E-CMR6YWR



0E-CMR6GNR



0E-CMR6PUR

### Physical Characteristics

**Conductor:** 23 AWG Solid Bare Annealed Copper

**Insulation:** HDPE (High Density Polyethylene)

**Conductor Color Code:**

- Pair 1: Blue - White/Blue
- Pair 2: Orange - White/Orange
- Pair 3: Green - White/Green
- Pair 4: Brown - White/Brown

**Spline:** FR Polyolefin

**Rip Cord:** Applied longitudinally under jacket

**Jacket:** PVC (Flame-Retardant, SUN RES & RoHS compliant)

**Jacket Legend:**

- 0000FT CAT 6 4 PR 23 AWG E507576 (UL) CMR c(UL)us FT4 SUN RES 75C (RoHS)  
UL VERIFIED TO TIA-568.2-D CAT 6 ##### RM# A B C D E F 1 2 3 4 5 6 7 8 9

**Nominal Cable Diameter (in.):** 0.232

**Nominal Cable Net Weight (lbs./1000ft.):** 27.10

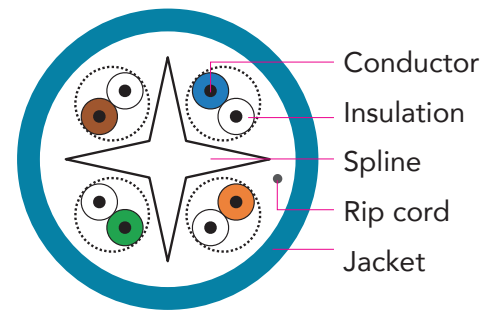
**Minimum Bend Radius (in.):** 1.0

**Maximum Pulling Force (lbs.):** 25

**Temperature Rating (°F):**

- Installation: +32 to +140
- Storage & Operation: -4 to +167

**Operating Voltage:** 300V



### Applications

IEEE802.3: 1000BASE-T, 100BASE-TX, 10BASE-T, ANSI/TIA/EIA 854: 1000BASE-TX, 155Mp/s, 1.2 Gb/s ATM, ANSI X3.263: 100Mb/s, IEEE 802.3af DTE Power (PoE), Digital Video



For more information contact your ADI Sales person or visit [adiglobal.com/adiexclusivebrands](http://adiglobal.com/adiexclusivebrands)

# CAT6 RISER CABLE

## 23/4 CMR/FT4 EXPRESS BOX



### Standard Compliance

- ANSI/TIA-568.2-D
- ANSI/TIA-862 (Building Automation)
- IEC 11801 Ed.2.0 (Class E)
- ICEA S-102-700 (Category 6)
- NEC/CEC Type CMR (UL 1666) for Riser
- UL 444
- RoHS Compliant Directive 2011/65/EU

### Certifications



### Certifications for Management System

ISO 9001: 2008, ISO 14001: 2004, OHSAS 18001

### Electrical Characteristics

Max. Capacitance (nF/100m @ 1 kHz)	Max. DC Resistance (Ω/100m @ 68°F)	Dielectric Strength (DC-kV, 2s)	Characteristic Impedance (Ω 1~100 MHz)
5.6	9.38	2.5	100 ± 15

Frequency MHz	Insertion Loss dB/100m (Max.)	NEXT dB/100m (Min.)	PSNEXT dB/100m (Min.)	ACRF dB/100m (Min.)	PSACRF dB/100m (Min.)	Return Loss dB/100m (Min.)	PD ns/100m (Max.)	PD Skew ns/100m (Max.)
1	2.0	74.3	72.3	67.8	64.8	20.0	570	45
4	3.8	65.3	63.3	55.8	52.8	23.0	552	45
10	6.0	59.3	57.3	47.8	44.8	25.0	545	45
16	7.6	56.2	54.2	43.7	40.7	25.0	543	45
20	8.5	54.8	52.8	41.8	38.8	25.0	542	45
31.25	10.7	51.9	49.9	37.9	34.9	23.6	540	45
62.5	15.4	47.4	45.4	31.9	28.9	21.5	539	45
100	19.8	44.3	42.3	27.8	24.8	20.1	538	45
250	32.8	38.3	36.3	19.8	16.8	17.3	537	45
300	36.4	37.1	35.1	18.3	15.3	16.8	536	45
400	43.0	35.3	33.3	15.8	12.8	15.9	536	45
500	48.9	33.8	31.8	13.8	10.8	15.2	536	45

\* Spec meets ANSI/TIA 568.2-D standard. Sweep tested to 500 MHz, all values are dB/100m (328 ft.) and values above 250 MHz are for informational purposes only.



**For more information contact  
your ADI Sales person or visit  
[adiglobal.com/adiexclusivebrands](http://adiglobal.com/adiexclusivebrands)**