


CAT6 PLENUM CABLE


23/4 CMP/FT6 EXPRESS BOX




SPEC SHEET




0E-CMP6BLR



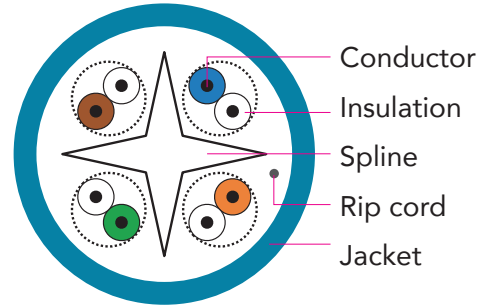
0E-CMP6WHR



0E-CMP6YWR



0E-CMP6BKR



Physical Characteristics

Conductor: 23 AWG Solid Bare Annealed Copper

Insulation: FEP (Fluorinated Ethylene Propylene)

Conductor Color Code:

- Pair 1: Blue - White/Blue
- Pair 2: Orange - White/Orange
- Pair 3: Green - White/Green
- Pair 4: Brown - White/Brown

Spline: FR Polyolefin

Rip Cord: Applied longitudinally under jacket

Jacket: Plenum PVC (Low-Smoke, Flame-Retardant and RoHS compliant)

Jacket Legend:

- 0000FT CAT 6 4 PR 23 AWG E507576 (UL) CMP c(UL)us FT6 75C (RoHS)
- UL VERIFIED TO TIA-568.2-D CAT 6 ##### RM# A B C D E F 1 2 3 4 5 6 7 8 9

Nominal Cable Diameter (in.): 0.232

Nominal Cable Net Weight (lbs./1000ft.): 32.60

Minimum Bend Radius (in.): 1.0

Maximum Pulling Force (lbs.): 25

Temperature Rating (°F):

- Installation: +32 to +140
- Storage & Operation : -4 to +167

Operating Voltage: 300V

Applications

IEEE802.3: 1000BASE-T, 100 BASE-TX, 10 BASE-T, ANSI/TIA/EIA 854: 1000BASE-TX, 155Mp/s, 1.2 Gb/s ATM, ANSI X3.263: 100Mb/s, IEEE 802.3af DTE Power (PoE), Digital Video



For more information contact your ADI Sales person or visit adiglobal.com/adiexclusivebrands

CAT6 PLENUM CABLE

23/4 CMP/FT6 EXPRESS BOX



Standard Compliance

- ANSI/TIA-568.2-D
- ANSI/TIA-862 (Building Automation)
- IEC 11801 Ed.2.0 (Class E)
- ICEA S-102-700 (Category 6)
- NEC/CEC Type CMP (NFPA 262) for Plenum
- UL 444
- RoHS Compliant Directive 2011/65/EU

Certifications



Certifications for Management System

ISO9001: 2008, ISO14001: 2004, OHSAS 18001

Electrical Characteristics

Max. Capacitance (nF/100m @ 1 kHz)	Max. DC Resistance (Ω/100m @ 68°F)	Dielectric Strength (DC-kV, 2s)	Characteristic Impedance (Ω 1~100 MHz)
5.6	9.38	2.5	100 ± 15

Frequency MHz	Insertion Loss dB/100m (Max.)	NEXT dB/100m (Min.)	PS NEXT dB/100m (Min.)	ACRF dB/100m (Min.)	PS ACRF dB/100m (Min.)	Return Loss dB/100m (Min.)	PD ns/100m (Max.)	PD Skew ns/100m (Max.)
1	2.0	74.3	72.3	67.8	64.8	20.0	570	45
4	3.8	65.3	63.3	55.8	52.8	23.0	552	45
10	6.0	59.3	57.3	47.8	44.8	25.0	545	45
16	7.6	56.2	54.2	43.7	40.7	25.0	543	45
20	8.5	54.8	52.8	41.8	38.8	25.0	542	45
31.25	10.7	51.9	49.9	37.9	34.9	23.6	540	45
62.5	15.4	47.4	45.4	31.9	28.9	21.5	539	45
100	19.8	44.3	42.3	27.8	24.8	20.1	538	45
250	32.8	38.3	36.3	19.8	16.8	17.3	536	45
300	36.4	37.1	35.1	18.3	15.3	16.8	536	45
400	43.0	35.3	33.3	15.8	12.8	15.9	536	45
500	48.9	33.8	31.8	13.8	10.8	15.2	536	45

* Spec meets ANSI/TIA 568.2-D standard. Sweep tested to 500 MHz, all values are dB/100m (328 ft.) and values above 250 MHz are for informational purposes only.



**For more information contact
your ADI Sales person or visit
adiglobal.com/adiexclusivebrands**