

NEW!
more on reverse

Grounding Bridges in Zinc and Bronze

Meets 2014 NEC Ground Requirements



Arlington's heavy-duty Grounding Bridges provide reliable intersystem bonding between power and communication grounding systems.

They have **four** termination points; *one more than required* by 250.94 of the 2014 NEC.

Available in zinc and bronze, our Grounding Bridges have the capacity to handle multiple hookups of communications systems; telephone, CATV or satellite dish.

- For indoor or outdoor use
 - **Intersystem Bonding and Grounding Conductors:**
All accommodate #14 to #4 copper or aluminum, solid or stranded
 - **Grounding Electrode Conductor or Equipment Grounding Conductor:**
GB5 and GBB5 accept #6 to #2. GBB50 accepts #6 to #1/0. GBB5250 accepts #6 to 250 MCM. All can be used with copper or aluminum, solid or stranded.
 - Fast, simple installation
 - Easy access for inspections
 - For good looks use the textured, paintable plastic cover
- Our zinc GB5NC – without a cover and screw...and bulk-packaged – costs less.***


Also available; zinc and bronze grounding bridge with adapter for use with PVC conduit.



1 Stauffer Industrial Park
Scranton, PA 18517
800/233.4717
Fax 570/562.0646
www.aifittings.com

Grounding Bridges in Zinc and Bronze

Intersystem Bonding Between Power & Communication Grounding Systems



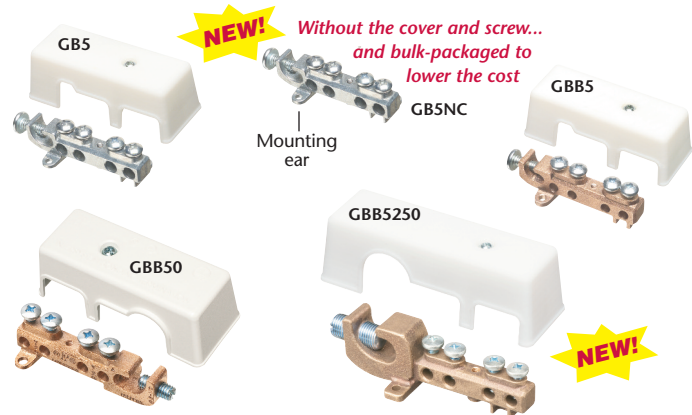
GB5, GBB5, GBB50, GBB5250 Installation

- 1 Attach Grounding Bridge to surface (screws not provided).
- 2 Insert grounding electrode conductor or equipment grounding conductor into the lay-in lug. Tighten screw.
- 3 Attach textured, paintable cover with the screw provided.
- 4 Remove cover for intersystem utilities (CATV, phone, etc). Add bonding/grounding conductors. Reinstall cover.



Catalog Number	UPC/DEI/NAED Mfg. #018997	Description	Grounding Electrode or Equipment Grounding Conductor	Unit Pkg	Std Pkg
GB5	76095	Zinc, w/ cover	#6 to #2 CU/AL	1	10
GB5NC	76094	Zinc bar only, NO cover	#6 to #2 CU/AL	10	10
GBB5	76096	Bronze, w/ cover	#6 to #2 CU/AL	1	10
GBB50	09725	Bronze (only), w/ cover	#6 to #1/0 CU/AL	1	10
GBB5250	09756	Bronze (only), w/ cover	#6 to 250 MCM	1	10

All handle #14 to #4 intersystem bonding/grounding conductors



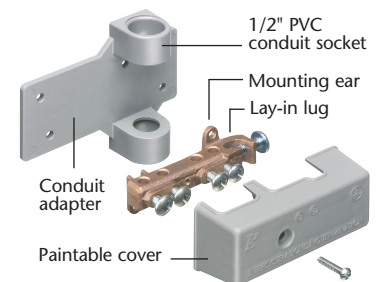
Grounding Bridges with Conduit Adapter

Catalog Number	UPC/DEI/NAED Mfg. #018997	Description	Grounding Electrode or Equipment Grounding Conductor	Unit Pkg	Std Pkg
GB5P	09720	Zinc w/ conduit adapter	#6 to #2 CU/AL	1	10
GBB5P	09721	Bronze w/ conduit adapter	#6 to #2 CU/AL	1	10
GBB50P	09726	Bronze w/ conduit adapter	#6 to #1/0 CU/AL	1	10

All handle #14 to #4 intersystem bonding/grounding conductors

GB5P, GBB5P, GBB50P Installation

- 1 Mount conduit adapter plate (screws not provided). Leave hole in lower left open for #2. Install PVC conduit with PVC glue (not supplied). Install grounding electrode conductor.
- 2 Install grounding bridge onto grounding electrode/equipment grounding conductor using lay-in lug. Tighten screw. Using two screws (not provided), attach grounding bridge to structure through holes in adapter plate.
- 3 Install paintable cover. Remove cover for CATV, phone, etc. Add bonding/grounding conductors. Reinstall cover.



All Meet NEC 2014 Ground Requirements



Arlington

1 Stauffer Industrial Park
Scranton, PA 18517
800/233.4717
Fax 570/562.0646
www.aifittings.com



Patents pending
GBs 0114/25M

Distributed by

View Video

